

Silverstone
International GT Open
Free Practice 3 Bronze Drivers

Results

02/09/2017

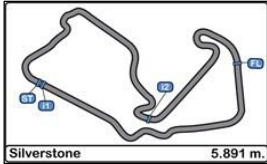
Ord.	Nº	Entrant / Team	Nat.	Driver	Nat.	St.	Driver 2	Nat.	St.	Vehicle	Cat.	Cla.	Laps	Best	Time	Gap	Interval	Km/h
1	10	Jordan Racing	GBR	Jordan Witt	GBR	Bronze	Michael Meadows	GBR	Gold	Bentley GT3	PROAM	1º	17	13	1'59.614			177.300
2	12	Sports and You	PRT	Marcio Basso	BRA	Bronze	Nonô Figueiredo	BRA	Bronze	Mercedes AMG GT3	AM	1º	14	13	1'59.805	0"191	0"191	177.018
3	74	MS Racing	AUT	Alexander Hrachowina	AUT	Bronze	Martin Konrad	AUT	Bronze	Mercedes AMG GT3	AM	2º	18	13	2'00.311	0"697	0"506	176.273
4	555	FFF Racing Team by ACM	CHN	Hiroshi Hamaguchi	JPN	Bronze	Vitantonio Liuzzi	ITA	Platinum	Lamborghini Huracan GT3	PROAM	2º	20	17	2'00.355	0"741	0"044	176.209
5	99	Sports and You	PRT	Manuel Da Costa	PRT	Bronze	Miguel Sardinha	PRT	Bronze	Mercedes AMG GT3	AM	3º	17	7	2'00.484	0"870	0"129	176.020
6	22	Shaun Balfe / Balfe Motorsport	GBR	Shaun Balfe	GBR	Bronze	Rob Bell	GBR	Platinum	McLaren 650 S GT3 2015	PROAM	3º	19	17	2'00.514	0"900	0"030	175.976
7	16	Drivex School	ESP	Marcelo Hahn	BRA	Bronze	Allam Khodair	BRA	Gold	Mercedes AMG GT3	PROAM	4º	17	16	2'00.796	1"182	0"282	175.565
8	8	AF Corse	ITA	Piergiuseppe Perazzini	ITA	Bronze	Marco Cioci	ITA	Gold	Ferrari 488 GT3	PROAM	5º	20	16	2'01.408	1"794	0"612	174.680
9	20	SPS Automotive Performance	DEU	Valentin Pierburg	DEU	Bronze	Tom Onslow-Cole	GBR	Gold	Mercedes AMG GT3	PROAM	6º	15	11	2'01.443	1"829	0"035	174.630
10	88	Garage 59	GBR	Alexander West	SWE	Bronze	Côme Ledogar	FRA	Platinum	McLaren 650 S GT3 2015	PROAM	7º	20	18	2'01.638	2"024	0"195	174.350
11	48	Spirit of Race / Kaspersky Motorsport	CHE	Alex Moiseev	RUS	Bronze	Davide Rizzo	ITA	Bronze	Ferrari 488 GT3	AM	4º	19	6	2'02.257	2"643	0"619	173.467
12	25	FF Corse	GBR	Ivor Dunbar	GBR	Bronze	Johnny Mowlem	GBR	Gold	Ferrari 488 GT3	PROAM	8º	19	9	2'06.934	7"320	4"677	167.076

Published at:.....

Track Status **DRY**

Stewards: 	Race Director: 	Timekeeper: 
----------------------	---------------------------	---





Silverstone International GT Open Free Practice 3 Bronze Drivers

Lap Analysis

02/09/2017

Number	8			10			12			16			20		
	Lap	Lap Time	Partial	Speed	Lap Time	Partial	Speed	Lap Time	Partial	Speed	Lap Time	Partial	Speed	Lap Time	Partial
1 ^a - 1	0'37.689	0'37.689	243.793	0'36.787	0'36.787	250.001	0'39.960	0'39.960	237.363	0'37.170	0'37.170	243.244	0'37.872	0'37.872	243.244
1 ^a - 2	1'33.223	0'55.534		1'31.005	0'54.218		1'38.168	0'58.208		1'31.528	0'54.358		1'33.702	0'55.830	
1 ^a - 3	2'05.713	0'32.490		2'03.158	0'32.153		2'11.679	0'33.511		2'04.113	0'32.585		2'06.511	0'32.809	
2 ^a - 1	0'37.876	0'37.876	244.344	0'36.695	0'36.695	250.581	0'37.812	0'37.812	243.793	0'36.662	0'36.662	243.244	0'37.367	0'37.367	244.898
2 ^a - 2	1'32.634	0'54.758		1'30.804	0'54.109		1'36.712	0'58.900		1'31.143	0'54.481		1'32.068	0'54.701	
2 ^a - 3	2'04.946	0'32.312		2'02.969	0'32.165		2'09.559	0'32.847		2'03.733	0'32.590		2'04.781	0'32.713	
3 ^a - 1	0'36.863	0'36.863	243.793	0'36.348	0'36.348	250.581	0'38.269	0'38.269	243.793	0'36.599	0'36.599	242.697	0'36.875	0'36.875	244.898
3 ^a - 2	1'31.302	0'54.439		1'31.063	0'54.715		1'34.673	0'56.404		1'30.140	0'53.541		1'30.772	0'53.897	
3 ^a - 3	2'03.646	0'32.344		2'03.634	0'32.571		2'07.433	0'32.760		2'02.377	0'32.237		2'03.397	0'32.625	
4 ^a - 1	0'36.661	0'36.661	244.344	0'36.395	0'36.395	250.581	0'37.396	0'37.396	243.793	0'39.989	0'39.989	222.223	0'36.725	0'36.725	245.455
4 ^a - 2	1'30.657	0'53.996		1'30.261	0'53.866		1'32.958	0'55.562		1'36.117	0'56.128		1'30.504	0'53.779	
4 ^a - 3	2'02.830	0'32.173		2'09.409	0'39.148	PIT	2'05.596	0'32.638		2'08.502	0'32.385		2'02.859	0'32.355	
5 ^a - 1	0'36.668	0'36.668	244.344	4'55.285	4'55.285	123.996	0'37.456	0'37.456	242.697	0'36.991	0'36.991	241.611	0'36.418	0'36.418	244.898
5 ^a - 2	1'30.665	0'53.997		5'56.415	1'01.130		1'33.073	0'55.617		1'30.655	0'53.664		1'30.513	0'54.095	
5 ^a - 3	2'02.825	0'32.160		6'28.308	0'31.893		2'11.038	0'37.965	PIT	2'07.834	0'37.179	PIT	2'02.792	0'32.279	
6 ^a - 1	0'36.499	0'36.499	244.898	0'35.786	0'35.786	251.749	16'18.493	16'18.493	137.230	9'46.950	9'46.950	238.939	0'36.488	0'36.488	245.455
6 ^a - 2	1'30.506	0'54.007		1'33.592	0'57.806		17'49.824	1'31.331		10'40.858	0'53.908		1'30.255	0'53.767	
6 ^a - 3	2'02.649	0'32.143		2'14.757	0'41.165	PIT	18'48.986	0'59.162	PIT	11'13.028	0'32.170		2'02.984	0'32.729	
7 ^a - 1	0'37.402	0'37.402	243.793	5'07.667	5'07.667	251.163	6'06.783	6'06.783	238.411	0'36.561	0'36.561	243.793	0'36.815	0'36.815	244.344
7 ^a - 2	1'32.440	0'55.038		6'02.129	0'54.462		7'11.628	1'04.845		1'29.708	0'53.147		1'30.648	0'53.833	
7 ^a - 3	2'10.886	0'38.446	PIT	6'36.681	0'34.552		7'54.457	0'42.829		2'01.774	0'32.066		2'02.935	0'32.287	
8 ^a - 1	7'06.505	7'06.505	241.072	0'35.855	0'35.855	250.581	0'36.892	0'36.892	244.344	0'36.576	0'36.576	243.244	0'37.487	0'37.487	244.344
8 ^a - 2	8'04.434	0'57.929		1'28.819	0'52.964		1'30.927	0'54.035		1'29.616	0'53.040		1'32.208	0'54.721	
8 ^a - 3	8'36.592	0'32.158		2'00.426	0'31.607		2'03.161	0'32.234		2'01.706	0'32.090		2'14.380	0'42.172	PIT
9 ^a - 1	0'36.640	0'36.640	244.898	0'35.628	0'35.628	252.337	0'36.014	0'36.014	244.898	0'36.389	0'36.389	244.898	5'58.624	5'58.624	241.611
9 ^a - 2	1'30.413	0'53.773		1'28.807	0'53.179		1'29.479	0'53.465		1'29.295	0'52.906		6'53.248	0'54.624	
9 ^a - 3	2'02.398	0'31.985		2'00.385	0'31.578		2'01.453	0'31.974		2'01.397	0'32.102		7'25.629	0'32.381	
10 ^a - 1	0'36.244	0'36.244	246.014	0'36.089	0'36.089	250.000	0'41.305	0'41.305		0'41.375	0'41.375	215.140	0'36.384	0'36.384	244.344
10 ^a - 2	1'29.926	0'53.682		1'30.383	0'54.294		1'55.380	1'14.075		1'40.340	0'58.965		1'29.470	0'53.086	
10 ^a - 3	2'01.791	0'31.865		2'07.683	0'37.300	PIT	2'36.467	0'41.087		2'18.565	0'38.225	PIT	2'01.443	0'31.973	
11 ^a - 1	0'36.328	0'36.328	244.898	3'33.150	3'33.150	245.455	0'36.167	0'36.167	245.455	4'05.102	4'05.102	180.301	0'36.178	0'36.178	245.455
11 ^a - 2	1'30.048	0'53.720		4'27.666	0'54.516		1'28.989	0'52.822		5'07.703	1'02.601		1'29.471	0'53.293	
11 ^a - 3	2'02.205	0'32.157		5'00.604	0'32.938		2'00.660	0'31.671		5'40.028	0'32.325		2'01.694	0'32.223	
12 ^a - 1	0'36.629	0'36.629	244.344	0'35.358	0'35.358	249.423	0'35.661	0'35.661	246.576	0'36.515	0'36.515	243.793	0'36.219	0'36.219	244.898
12 ^a - 2	1'29.875	0'53.246		1'28.012	0'52.654		1'28.258	0'52.597		1'29.753	0'53.238		1'29.501	0'53.282	
12 ^a - 3	2'01.729	0'31.854		1'59.614	0'31.602		1'59.805	0'31.547		2'10.388	0'40.635		2'01.873	0'32.372	
13 ^a - 1	0'36.498	0'36.498	243.793	0'35.710	0'35.710	250.001	0'38.299	0'38.299	241.072	0'36.588	0'36.588	244.344	0'36.051	0'36.051	245.455
13 ^a - 2	1'29.797	0'53.299		1'28.746	0'53.036		1'41.020	1'02.721		1'29.760	0'53.172		1'29.806	0'53.755	
13 ^a - 3	2'01.589	0'31.792		2'00.365	0'31.619		2'21.141	0'40.121	PIT	2'01.795	0'32.035		2'02.265	0'32.459	
14 ^a - 1	0'36.275	0'36.275	242.153	0'35.800	0'35.800	250.581				0'36.191	0'36.191	244.898	0'36.432	0'36.432	244.344
14 ^a - 2	1'29.689	0'53.414		1'28.703	0'52.903					1'29.148	0'52.957		1'31.740	0'55.308	
14 ^a - 3	2'01.611	0'31.922		2'00.267	0'31.564					2'00.911	0'31.763		2'08.756	0'37.016	PIT
15 ^a - 1	0'36.258	0'36.258	244.898	0'35.810	0'35.810	251.163				0'36.203	0'36.203	244.344			
15 ^a - 2	1'29.748	0'53.490		1'28.573	0'52.763					1'29.075	0'52.872				
15 ^a - 3	2'01.408	0'31.660		2'00.157	0'31.584					2'00.796	0'31.721				
16 ^a - 1	0'36.254	0'36.254	244.898	0'38.074	0'38.074	231.760				0'36.316	0'36.316	244.898			
16 ^a - 2	1'29.965	0'53.711		1'35.428	0'57.354					1'31.739	0'55.423				
16 ^a - 3	2'01.940	0'31.975		2'17.120	0'41.692	PIT				2'09.317	0'37.578	PIT			
17 ^a - 1	0'36.355	0'36.355	243.793												
17 ^a - 2	1'30.232	0'53.877													
17 ^a - 3	2'02.151	0'31.919													
18 ^a - 1	0'36.371	0'36.371	245.455												
18 ^a - 2	1'29.807	0'53.436													
18 ^a - 3	2'01.552	0'31.745													
19 ^a - 1	0'36.613	0'36.613	246.576												
19 ^a - 2	1'31.013	0'54.400													
19 ^a - 3	2'07.869	0'36.856	PIT												

Ideal Lap	
0'36.244	0'36.244
1'29.490	0'53.246
2'01.150	0'31.660

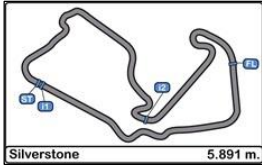
Ideal Lap	
0'35.358	0'35.358
1'28.012	0'52.654
1'59.576	0'31.564

Ideal Lap	
0'35.661	0'35.661
1'28.258	0'52.597
1'59.805	0'31.547

Ideal Lap	
0'36.191	0'36.191
1'29.063	0'52.872
2'00.784	0'31.721

Ideal Lap	
0'36.051	0'36.051
1'29.137	0'53.086
2'01.110	0'31.973

Ideal Best Lap	
0'35.358	0'35.358
1'27.933	0'52.575
1'59.427	0'31.494



Silverstone International GT Open Free Practice 3 Bronze Drivers

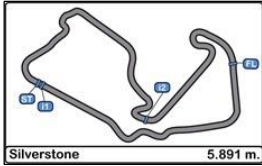
Lap Analysis

02/09/2017

Number	22			25			48			74			88			
	Lap	Lap Time	Partial	Speed	Lap Time	Partial	Speed	Lap Time	Partial	Speed	Lap Time	Partial	Speed	Lap Time	Partial	Speed
1 ^a - 1	0'37.079	0'37.079		246.014	0'39.825	0'39.825	240.535	0'37.568	0'37.568	246.576	0'38.406	0'38.406	245.455	0'37.057	0'37.057	247.707
1 ^a - 2	1'31.444	0'54.365			1'38.418	0'58.593		1'32.417	0'54.849		1'33.638	0'55.232		1'32.634	0'55.577	
1 ^a - 3	2'03.777	0'32.333			2'12.439	0'34.021		2'04.793	0'32.376		2'06.214	0'32.576		2'04.713	0'32.079	
2 ^a - 1	0'36.827	0'36.827		247.140	0'39.206	0'39.206	240.535	0'38.455	0'38.455	197.803	0'38.019	0'38.019	243.793	0'36.835	0'36.835	247.140
2 ^a - 2	1'30.627	0'53.800			1'36.523	0'57.317		1'35.001	0'56.546		1'32.813	0'54.794		1'31.720	0'54.885	
2 ^a - 3	2'02.688	0'32.061			2'10.116	0'33.593		2'11.950	0'36.949	PIT	2'05.302	0'32.489		2'03.765	0'32.045	
3 ^a - 1	0'36.779	0'36.779		244.344	0'38.230	0'38.230	242.697	2'46.096	2'46.096	246.014	0'37.517	0'37.517	246.014	0'36.751	0'36.751	248.276
3 ^a - 2	1'30.559	0'53.780			1'35.087	0'56.857		3'40.123	0'54.027		1'32.253	0'54.736		1'30.721	0'53.970	
3 ^a - 3	2'02.598	0'32.039			2'08.565	0'33.478		4'12.069	0'31.946		2'04.627	0'32.374		2'02.675	0'31.954	
4 ^a - 1	0'36.661	0'36.661		246.576	0'38.704	0'38.704	242.153	0'36.808	0'36.808	247.707	0'38.640	0'38.640	201.118	0'36.607	0'36.607	247.707
4 ^a - 2	1'30.206	0'53.545			1'35.384	0'56.680		1'30.253	0'53.445		1'35.184	0'56.544		1'30.464	0'53.857	
4 ^a - 3	2'02.104	0'31.898			2'08.927	0'33.543		2'02.309	0'32.056		2'13.252	0'38.068	PIT	2'02.392	0'31.928	
5 ^a - 1	0'39.045	0'39.045		220.409	0'38.344	0'38.344	242.153	0'36.757	0'36.757	247.140	3'00.163	3'00.163	241.611	0'36.603	0'36.603	246.014
5 ^a - 2	1'42.391	1'03.346			1'34.658	0'56.314		1'30.382	0'53.625		3'55.839	0'55.676		1'30.140	0'53.537	
5 ^a - 3	2'25.701	0'43.310	PIT		2'07.970	0'33.312		2'02.257	0'31.875		4'28.203	0'32.364		2'02.063	0'31.923	
6 ^a - 1	4'47.860	4'47.860		203.390	0'37.976	0'37.976	242.153	0'36.706	0'36.706	246.576	0'36.352	0'36.352	244.344	0'36.571	0'36.571	247.707
6 ^a - 2	5'48.084	1'00.224			1'36.230	0'58.254		1'31.367	0'54.661		1'29.961	0'53.609		1'30.280	0'53.709	
6 ^a - 3	6'20.628	0'32.544			2'15.922	0'39.692	PIT	2'15.041	0'43.674	PIT	2'02.027	0'32.066		2'02.170	0'31.890	
7 ^a - 1	0'36.746	0'36.746		247.140	7'42.710	7'42.710	240.535	7'06.640	7'06.640	230.770	0'36.256	0'36.256	246.014	0'36.716	0'36.716	248.276
7 ^a - 2	1'30.940	0'54.194			8'40.619	0'57.909		8'03.099	0'56.459		1'31.408	0'55.152		1'30.804	0'54.088	
7 ^a - 3	2'02.728	0'31.788			9'14.464	0'33.845		8'35.843	0'32.744		2'18.457	0'47.049	PIT	2'06.816	0'36.012	PIT
8 ^a - 1	0'37.103	0'37.103		247.707	0'37.831	0'37.831	241.611	0'37.595	0'37.595	243.793	4'50.090	4'50.090	242.697	7'57.889	7'57.889	243.244
8 ^a - 2	1'32.417	0'55.314			1'33.835	0'56.004		1'33.243	0'55.648		5'43.845	0'53.755		8'52.598	0'54.709	
8 ^a - 3	2'04.809	0'32.392			2'06.934	0'33.099		2'05.609	0'32.366		6'15.880	0'32.035		9'24.838	0'32.240	
9 ^a - 1	0'36.735	0'36.735		247.140	0'37.879	0'37.879	242.697	0'36.957	0'36.957	246.576	0'36.151	0'36.151	246.576	0'36.618	0'36.618	244.898
9 ^a - 2	1'29.780	0'53.045			1'34.954	0'57.075		1'31.169	0'54.212		1'29.017	0'52.866		1'30.510	0'53.892	
9 ^a - 3	2'01.388	0'31.608			2'08.215	0'33.261		2'03.576	0'32.407		2'00.640	0'31.623		2'02.539	0'32.029	
10 ^a - 1	0'37.623	0'37.623		246.576	0'38.291	0'38.291	243.793	0'37.153	0'37.153	245.455	0'36.021	0'36.021	246.576	0'36.365	0'36.365	245.455
10 ^a - 2	1'35.020	0'57.397			1'34.791	0'56.500		1'31.269	0'54.116		1'29.576	0'53.555		1'30.101	0'53.736	
10 ^a - 3	2'13.835	0'38.815	PIT		2'08.698	0'33.907		2'03.898	0'32.629		2'01.328	0'31.752		2'02.002	0'31.901	
11 ^a - 1	1'51.703	1'51.703		228.330	0'38.031	0'38.031	242.697	0'38.018	0'38.018	245.455	0'35.983	0'35.983	245.455	0'36.400	0'36.400	247.140
11 ^a - 2	2'49.594	0'57.891			1'36.153	0'58.122		1'32.929	0'54.911		1'29.244	0'53.261		1'30.540	0'54.140	
11 ^a - 3	3'21.743	0'32.149			2'16.849	0'40.696	PIT	2'09.792	0'36.863	PIT	2'01.397	0'32.153		2'02.539	0'31.999	
12 ^a - 1	0'36.205	0'36.205		246.576	3'19.330	3'19.330	240.000	2'05.457	2'05.457	243.793	0'36.036	0'36.036	246.014	0'36.593	0'36.593	248.848
12 ^a - 2	1'29.150	0'52.945			4'16.788	0'57.458		3'00.222	0'54.765		1'28.611	0'52.575		1'31.457	0'54.864	
12 ^a - 3	2'00.882	0'31.732			4'50.715	0'33.927		3'32.586	0'32.364		2'00.311	0'31.700		2'07.467	0'36.010	PIT
13 ^a - 1	0'36.240	0'36.240		248.848	0'38.467	0'38.467	241.611	0'37.126	0'37.126	246.014	0'36.158	0'36.158	244.344	1'42.320	1'42.320	245.455
13 ^a - 2	1'38.499	1'02.259			1'35.153	0'56.686		1'31.393	0'54.267		1'31.132	0'54.974		2'36.391	0'54.071	
13 ^a - 3	2'18.560	0'40.061			2'08.689	0'33.536		2'03.380	0'31.987		2'09.987	0'38.855	PIT	3'08.243	0'31.852	
14 ^a - 1	0'36.391	0'36.391		245.455	0'37.779	0'37.779	243.244	0'37.180	0'37.180	247.140	2'49.953	2'49.953	243.793	0'36.405	0'36.405	246.576
14 ^a - 2	1'29.970	0'53.579			1'34.924	0'57.145		1'31.756	0'54.576		3'44.463	0'54.510		1'30.068	0'53.663	
14 ^a - 3	2'07.228	0'31.258			2'08.433	0'33.509		2'03.813	0'32.057		4'16.471	0'32.008		2'01.926	0'31.858	
15 ^a - 1	0'36.265	0'36.265		248.276	0'37.518	0'37.518	243.793	0'37.064	0'37.064	245.455	0'36.903	0'36.903	246.014	0'36.410	0'36.410	247.140
15 ^a - 2	1'29.036	0'52.771			1'34.854	0'57.336		1'31.233	0'54.169		1'30.578	0'53.675		1'29.864	0'53.454	
15 ^a - 3	2'00.608	0'31.572			2'10.202	0'35.348		2'03.417	0'32.184		2'02.765	0'32.187		2'01.714	0'31.850	
16 ^a - 1	0'36.216	0'36.216		246.576	0'37.876	0'37.876	241.611	0'36.849	0'36.849	246.014	0'37.714	0'37.714	246.014	0'36.291	0'36.291	247.140
16 ^a - 2	1'29.012	0'52.796			1'33.734	0'55.858		1'30.766	0'53.917		1'31.673	0'53.959		1'30.315	0'54.024	
16 ^a - 3	2'00.514	0'31.502			2'07.100	0'33.366		2'03.266	0'32.500		2'03.656	0'31.983		2'02.492	0'32.177	
17 ^a - 1	0'36.179	0'36.179		247.707	0'37.734	0'37.734	244.344	0'36.861	0'36.861	246.576	0'37.508	0'37.508	246.014	0'36.335	0'36.335	247.707
17 ^a - 2	1'29.201	0'53.022			1'34.736	0'57.002		1'31.312	0'54.451		1'34.042	0'56.534		1'29.830	0'53.495	
17 ^a - 3	2'00.789	0'31.588			2'08.306	0'33.570		2'03.343	0'32.031		2'13.602	0'39.560	PIT	2'01.638	0'31.808	
18 ^a - 1	0'44.114	0'44.114		192.171	0'38.360	0'38.360	242.153	0'37.230	0'37.230	244.898				0'36.396	0'36.396	248.276
18 ^a - 2	1'48.953	1'04.839			1'35.523	0'57.163		1'32.072	0'54.842					1'32.831	0'56.435	
18 ^a - 3	2'33.000	0'44.047	PIT		2'17.048	0'41.525	PIT	2'10.776	0'38.704	PIT				2'06.226	0'33.395	
19 ^a - 1														0'37.845	0'37.845	243.244
19 ^a - 2														1'33.228	0'55.383	
19 ^a - 3														2'09.518	0'36.290	PIT

Ideal Lap	
0'36.179	0'36.179
1'28.950	0'52.771
2'00.452	0'31.502

Ideal Lap	
0'37.518	0'37.518
1'33.376	0'55.858
2'06.475	0'33.099



Silverstone
International GT Open
Free Practice 3 Bronze Drivers

Lap Analysis

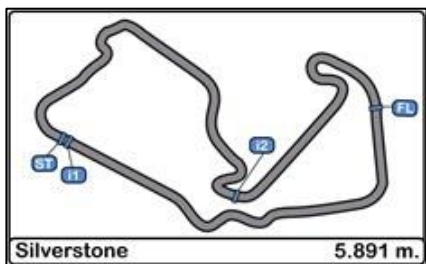
02/09/2017

Number	99			555		
	Lap Time	Partial	Speed	Lap Time	Partial	Speed
1 ^a - 1	0'38.411	0'38.411	245.455	0'37.278	0'37.278	250.000
1 ^a - 2	1'34.437	0'56.026		1'31.981	0'54.703	
1 ^a - 3	2'07.019	0'32.582		2'04.021	0'32.040	
2 ^a - 1	0'37.302	0'37.302	244.898	0'37.263	0'37.263	252.337
2 ^a - 2	1'36.302	0'59.000		1'32.735	0'55.472	
2 ^a - 3	2'08.577	0'32.275		2'04.552	0'31.817	
3 ^a - 1	0'37.158	0'37.158	246.014	0'36.712	0'36.712	251.163
3 ^a - 2	1'30.922	0'53.764		1'30.946	0'54.234	
3 ^a - 3	2'02.948	0'32.026		2'02.720	0'31.774	
4 ^a - 1	0'36.713	0'36.713	247.140	0'37.808	0'37.808	249.423
4 ^a - 2	1'30.573	0'53.860		1'32.507	0'54.699	
4 ^a - 3	2'07.104	0'36.531	PIT	2'04.301	0'31.794	
5 ^a - 1	3'16.777	3'16.777	243.244	0'36.447	0'36.447	250.000
5 ^a - 2	4'12.297	0'55.520		1'30.395	0'53.948	
5 ^a - 3	4'44.608	0'32.311		2'02.195	0'31.800	
6 ^a - 1	0'36.166	0'36.166	245.455	0'36.300	0'36.300	250.581
6 ^a - 2	1'28.851	0'52.685		1'29.820	0'53.520	
6 ^a - 3	2'00.484	0'31.633		2'01.664	0'31.844	
7 ^a - 1	0'36.488	0'36.488	210.117	0'37.398	0'37.398	249.423
7 ^a - 2	1'46.832	1'10.344		1'31.636	0'54.238	
7 ^a - 3	2'38.474	0'51.642	PIT	2'09.128	0'37.492	PIT
8 ^a - 1	5'13.563	5'13.563	242.697	8'22.167	8'22.167	244.344
8 ^a - 2	6'08.786	0'55.223		9'17.120	0'54.953	
8 ^a - 3	6'41.743	0'32.957		9'49.081	0'31.961	
9 ^a - 1	0'36.969	0'36.969	245.455	0'35.919	0'35.919	250.001
9 ^a - 2	1'31.005	0'54.036		1'28.878	0'52.959	
9 ^a - 3	2'03.464	0'32.459		2'00.454	0'31.576	
10 ^a - 1	0'36.626	0'36.626	246.576	0'36.021	0'36.021	249.423
10 ^a - 2	1'30.498	0'53.872		1'30.027	0'54.006	
10 ^a - 3	2'02.435	0'31.937		2'02.127	0'32.100	
11 ^a - 1	0'36.387	0'36.387	248.276	0'36.023	0'36.023	249.423
11 ^a - 2	1'29.679	0'53.292		1'29.435	0'53.412	
11 ^a - 3	2'01.598	0'31.919		2'01.012	0'31.577	
12 ^a - 1	0'36.379	0'36.379	247.707	0'35.916	0'35.916	250.581
12 ^a - 2	1'32.188	0'55.809		1'29.417	0'53.501	
12 ^a - 3	2'10.945	0'38.757	PIT	2'09.977	0'40.560	PIT
13 ^a - 1	3'00.427	3'00.427	244.344	2'31.910	2'31.910	248.276
13 ^a - 2	3'58.082	0'57.655		3'25.617	0'53.707	
13 ^a - 3	4'31.348	0'33.266		3'57.324	0'31.707	
14 ^a - 1	0'36.663	0'36.663	246.014	0'37.361	0'37.361	248.848
14 ^a - 2	1'30.516	0'53.853		1'31.207	0'53.846	
14 ^a - 3	2'03.246	0'32.730		2'02.874	0'31.667	
15 ^a - 1	0'36.595	0'36.595	246.014	0'36.099	0'36.099	250.001
15 ^a - 2	1'30.039	0'53.444		1'29.335	0'53.236	
15 ^a - 3	2'02.132	0'32.093		2'00.829	0'31.494	
16 ^a - 1	0'36.220	0'36.220	248.276	0'35.892	0'35.892	250.001
16 ^a - 2	1'31.645	0'55.425		1'28.825	0'52.933	
16 ^a - 3	2'13.182	0'41.537	PIT	2'00.355	0'31.530	
17 ^a - 1				0'36.070	0'36.070	250.001
17 ^a - 2				1'29.460	0'53.390	
17 ^a - 3				2'01.383	0'31.923	
18 ^a - 1				0'36.623	0'36.623	247.707
18 ^a - 2				1'30.643	0'54.020	
18 ^a - 3				2'03.184	0'32.541	
19 ^a - 1				0'36.343	0'36.343	250.000
19 ^a - 2				1'32.276	0'55.933	
19 ^a - 3				2'10.598	0'38.322	PIT

Ideal Lap	
0'36.166	0'36.166
1'28.851	0'52.685
2'00.484	0'31.633

Ideal Lap	
0'35.892	0'35.892
1'28.825	0'52.933
2'00.319	0'31.494

Ideal Best Lap	
0'35.358	0'35.358
1'27.933	0'52.575
1'59.427	0'31.494



Silverstone

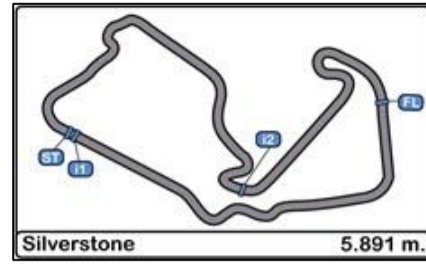
International GT Open

Free Practice 3 Bronze Drivers

Best Sectors Results

02/09/2017

Sector - 1				Sector - 2				Sector - 3				Ideal Lap vs Best Lap					
Ord.	Nº	Driver	Time	Nº	Driver	Time	Nº	Driver	Time	Ord.	Nº	Driver	Ideal Lap	Best Lap	Ord.		
1	10	Witt - Meadows	35.358	74	Hrachowina - Konrad	52.575	555	Hamaguchi - Liuzzi	31.494	1	10	Witt - Meadows	1'59.576	1'59.614	1		
2	12	Basso - Figueiredo	35.661	12	Basso - Figueiredo	52.597	22	Balfe - Bell	31.502	2	12	Basso - Figueiredo	1'59.805	1'59.805	2		
3	555	Hamaguchi - Liuzzi	35.892	10	Witt - Meadows	52.654	12	Basso - Figueiredo	31.547	3	74	Hrachowina - Konrad	2'00.181	2'00.311	3		
4	74	Hrachowina - Konrad	35.983	99	Da Costa - Sardinha	52.685	10	Witt - Meadows	31.564	4	555	Hamaguchi - Liuzzi	2'00.319	2'00.355	4		
5	20	Pierburg - Onslow	36.051	22	Balfe - Bell	52.771	74	Hrachowina - Konrad	31.623	5	22	Balfe - Bell	2'00.452	2'00.514	6		
6	99	Da Costa - Sardinha	36.166	16	Hahn - Khodair	52.872	99	Da Costa - Sardinha	31.633	6	99	Da Costa - Sardinha	2'00.484	2'00.484	5		
7	22	Balfe - Bell	36.179	555	Hamaguchi - Liuzzi	52.933	8	Perazzini - Cioci	31.660	7	16	Hahn - Khodair	2'00.784	2'00.796	7		
8	16	Hahn - Khodair	36.191	20	Pierburg - Onslow	53.086	16	Hahn - Khodair	31.721	8	20	Pierburg - Onslow	2'01.110	2'01.443	9		
9	8	Perazzini - Cioci	36.244	8	Perazzini - Cioci	53.246	88	West - Ledogar	31.808	9	8	Perazzini - Cioci	2'01.150	2'01.408	8		
10	88	West - Ledogar	36.291	48	Moiseev - Rizzo	53.445	48	Moiseev - Rizzo	31.875	10	88	West - Ledogar	2'01.553	2'01.638	10		
11	48	Moiseev - Rizzo	36.706	88	West - Ledogar	53.454	20	Pierburg - Onslow	31.973	11	48	Moiseev - Rizzo	2'02.026	2'02.257	11		
12	25	Dunbar - Mowlem	37.518	25	Dunbar - Mowlem	55.858	25	Dunbar - Mowlem	33.099	12	25	Dunbar - Mowlem	2'06.475	2'06.934	12		



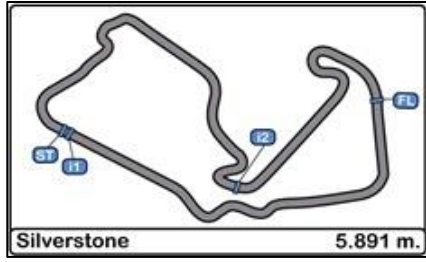
Silverstone
International GT Open
Free Practice 3 Bronze Drivers

Best Top Speeds

02/09/2017

Ord.	Nº	Entrant / Team	Nat.	Driver	Nat.	St.	Driver 2	Nat.	St.	Vehicle	Cat.	Cla.	Top 1		Top 2		Top 3		Top 4		Top 5		Avg.
													Km/h	Lap	Km/h	Lap	Km/h	Lap	Km/h	Lap	Km/h	Lap	
1	10	Jordan Racing	GBR	Jordan Witt	GBR	Bronze	Michael Meadows	GBR	Gold	Bentley GT3	PROAM	1º	252.336	10	251.748	7	251.163	8	251.163	16	250.580	3	251.398
2	555	FFF Racing Team by ACM	CHN	Hiroshi Hamaguchi	JPN	Bronze	Vitantonio Liuzzi	ITA	Platinum	Lamborghini Huracan GT3	PROAM	2º	252.336	3	251.163	4	250.580	7	250.580	13	250.000	10	250.932
3	22	Shaun Balfe / Balfe Motorsport	GBR	Shaun Balfe	GBR	Bronze	Rob Bell	GBR	Platinum	McLaren 650 S GT3 2015	PROAM	3º	248.848	14	248.276	16	247.706	9	247.706	18	247.140	10	247.935
4	88	Garage 59	GBR	Alexander West	SWE	Bronze	Côme Ledogar	FRA	Platinum	McLaren 650 S GT3 2015	PROAM	4º	248.848	13	248.276	4	248.276	19	248.276	8	247.706	2	248.276
5	99	Sports and You	PRT	Manuel Da Costa	PRT	Bronze	Miguel Sardinha	PRT	Bronze	Mercedes AMG GT3	AM	1º	248.276	12	248.276	17	247.706	13	247.140	5	246.575	11	247.595
6	48	Spirit of Race / Kaspersky Motorsport	CHE	Alex Moiseev	RUS	Bronze	Davide Rizzo	ITA	Bronze	Ferrari 488 GT3	AM	2º	247.706	5	247.140	6	247.140	15	246.575	2	246.575	7	247.027
7	8	AF Corse	ITA	Piergiuseppe Perazzini	ITA	Bronze	Marco Cioci	ITA	Gold	Ferrari 488 GT3	PROAM	5º	246.575	20	246.014	11	245.455	19	244.898	7	244.898	10	245.568
8	12	Sports and You	PRT	Marcio Basso	BRA	Bronze	Nonô Figueiredo	BRA	Bronze	Mercedes AMG GT3	AM	3º	246.575	13	245.455	12	244.898	10	244.344	9	243.792	3	245.013
9	74	MS Racing	AUT	Alexander Hrachowina	AUT	Bronze	Martin Konrad	AUT	Bronze	Mercedes AMG GT3	AM	4º	246.575	10	246.575	11	246.014	4	246.014	8	246.014	16	246.238
10	20	SPS Automotive Performance	DEU	Valentin Pierburg	DEU	Bronze	Tom Onslow-Cole	GBR	Gold	Mercedes AMG GT3	PROAM	6º	245.455	5	245.455	7	245.455	12	245.455	14	244.898	3	245.343
11	16	Drivex School	ESP	Marcelo Hahn	BRA	Bronze	Allam Khodair	BRA	Gold	Mercedes AMG GT3	PROAM	7º	244.898	10	244.898	15	244.898	17	244.344	14	244.344	16	244.676
12	25	FF Corse	GBR	Ivor Dunbar	GBR	Bronze	Johnny Mowlem	GBR	Gold	Ferrari 488 GT3	PROAM	8º	244.344	18	243.792	16	243.792	11	243.243	15	242.697	4	243.574





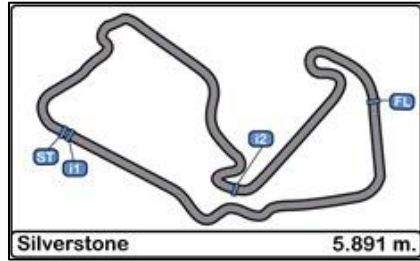
Silverstone International GT Open Free Practice 3 Bronze Drivers

Fastest Lap Sequence

02/09/2017

Time of Day	Session Time	Nº	Entrant / Team	Nat.	Driver	Nat.	St.	Driver 2	Nat.	St.	Vehicle	Cat.	Time	Km/h	Lap
9:24'30.345	4'15.925	74	MS Racing	AUT	Alexander Hrachowina	AUT	Bronze	Martin Konrad	AUT	Bronze	Mercedes AMG GT3	AM	2'06.214	168.029	2
9:24'35.712	4'21.229	10	Jordan Racing	GBR	Jordan Witt	GBR	Bronze	Michael Meadows	GBR	Gold	Bentley GT3	PROAM	2'03.158	172.198	2
9:26'38.561	6'24.198	10	Jordan Racing	GBR	Jordan Witt	GBR	Bronze	Michael Meadows	GBR	Gold	Bentley GT3	PROAM	2'02.969	172.463	3
9:28'53.680	8'39.204	88	Garage 59	GBR	Alexander West	SWE	Bronze	Côme Ledogar	FRA	Platinum	McLaren 650 S GT3 2015	PROAM	2'02.675	172.876	4
9:30'36.751	10'22.302	16	Drivex School	ESP	Marcelo Hahn	BRA	Bronze	Allam Khodair	BRA	Gold	Mercedes AMG GT3	PROAM	2'02.377	173.297	4
9:32'58.168	12'43.659	88	Garage 59	GBR	Alexander West	SWE	Bronze	Côme Ledogar	FRA	Platinum	McLaren 650 S GT3 2015	PROAM	2'02.063	173.743	6
9:35'06.387	14'52.052	555	FFF Racing Team by ACM	CHN	Hiroshi Hamaguchi	JPN	Bronze	Vitantonio Liuzzi	ITA	Platinum	Lamborghini Huracan GT3	PROAM	2'01.664	174.313	7
9:37'49.379	17'35.030	99	Sports and You	PRT	Manuel Da Costa	PRT	Bronze	Miguel Sardinha	PRT	Bronze	Mercedes AMG GT3	AM	2'00.484	176.020	7
9:48'11.850	27'57.413	10	Jordan Racing	GBR	Jordan Witt	GBR	Bronze	Michael Meadows	GBR	Gold	Bentley GT3	PROAM	2'00.426	176.105	9
9:50'12.328	29'57.798	10	Jordan Racing	GBR	Jordan Witt	GBR	Bronze	Michael Meadows	GBR	Gold	Bentley GT3	PROAM	2'00.385	176.165	10
9:54'01.709	33'47.349	74	MS Racing	AUT	Alexander Hrachowina	AUT	Bronze	Martin Konrad	AUT	Bronze	Mercedes AMG GT3	AM	2'00.311	176.273	13
9:59'20.099	39'05.699	10	Jordan Racing	GBR	Jordan Witt	GBR	Bronze	Michael Meadows	GBR	Gold	Bentley GT3	PROAM	1'59.614	177.300	13





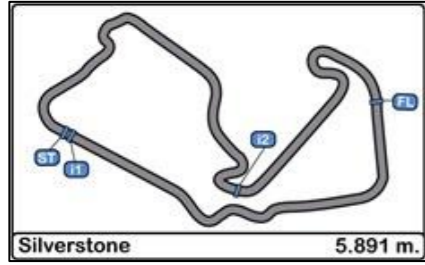
Silverstone International GT Open

Event Maximum Speed

02/09/2017

Ord.	Nº	Entrant / Team	Nat.	Driver	Nat.	St.	Driver 2	Nat.	St.	Vehicle	Cat.	Cla.	Km/h	Lap	Session
1	10	Jordan Racing	GBR	Jordan Witt	GBR	Bronze	Michael Meadows	GBR	Gold	Bentley GT3	PROAM	1º	253.522	11	Free Practice 2
2	7	Solaris Motorsport	ITA	Francesco Sini	ITA	Gold	Mauro Calamia	CHE	Silver	Aston Martin Vantage GT3	PRO	1º	252.928	9	Free Practice 2
3	555	FFF Racing Team by ACM	CHN	Hiroshi Hamaguchi	JPN	Bronze	Vitantonio Liuzzi	ITA	Platinum	Lamborghini Huracan GT3	PROAM	2º	252.337	3	Free Practice 3 Bronze Drivers
4	39	Nigel Mustill / Wessex Vehicles	GBR	Craig Dolby	GBR	Gold	Riki Christodoulou	GBR	Silver	Lamborghini Gallardo Rex GT3	PRO	2º	251.749	16	Free Practice 2
5	51	RACE / BMW Team Teo Martin	ESP	Lourenço Beirão da Veiga	PRT	Silver	António Félix da Costa	PRT	Gold	BMW M6 GT3	PRO	3º	251.163	16	Free Practice 2
6	54	Emil Frey Lexus Racing	CHE	Albert Costa	ESP	Gold	Philipp Frommenwiler	CHE	Silver	Lexus RC F GT3	PRO	4º	250.001	13	Free Practice 2
7	20	SPS Automotive Performance	DEU	Valentin Pierburg	DEU	Bronze	Tom Onslow-Cole	GBR	Gold	Mercedes AMG GT3	PROAM	3º	249.423	11	Free Practice 2
8	22	Shaun Balfe / Balfe Motorsport	GBR	Shaun Balfe	GBR	Bronze	Rob Bell	GBR	Platinum	McLaren 650 S GT3 2015	PROAM	4º	248.848	14	Free Practice 3 Bronze Drivers
9	65	RACE / BMW Team Teo Martin	ESP	Victor Bouveng	SWE	Silver	Fran Rueda	ESP	Silver	BMW M6 GT3	PRO	5º	248.848	11	Free Practice 2
10	88	Garage 59	GBR	Alexander West	SWE	Bronze	Côme Ledogar	FRA	Platinum	McLaren 650 S GT3 2015	PROAM	5º	248.848	13	Free Practice 3 Bronze Drivers
11	1	Imperiale Racing	ITA	Thomas Biagi	ITA	Gold	Raffaele Gianmaria	ITA	Gold	Lamborghini Huracan GT3	PRO	6º	248.276	9	Free Practice 2
12	48	Spirit of Race / Kaspersky Motorsport	CHE	Alex Moiseev	RUS	Bronze	Davide Rizzo	ITA	Bronze	Ferrari 488 GT3	AM	1º	248.276	17	Free Practice 2
13	74	MS Racing	AUT	Alexander Hrachowina	AUT	Bronze	Martin Konrad	AUT	Bronze	Mercedes AMG GT3	AM	2º	248.276	24	Free Practice 1
14	99	Sports and You	PRT	Manuel Da Costa	PRT	Bronze	Miguel Sardinha	PRT	Bronze	Mercedes AMG GT3	AM	3º	248.276	12	Free Practice 3 Bronze Drivers
15	11	Ratón Racing	ITA	Edoardo Liberati	ITA	Silver	Kang Ling	CHN	Silver	Lamborghini Huracan GT3	PRO	7º	247.707	19	Free Practice 1
16	23	Imperiale Racing	ITA	Vito Postiglione	ITA	Gold	Andrea Fontana	ITA	Silver	Lamborghini Huracan GT3	PRO	8º	247.707	11	Free Practice 1
17	63	Imperiale Racing	ITA	Giovanni Venturini	ITA	Gold	Marco Mapelli	ITA	Gold	Lamborghini Huracan GT3	PRO	9º	247.707	12	Free Practice 1
18	12	Sports and You	PRT	Marcio Basso	BRA	Bronze	Nonô Figueiredo	BRA	Bronze	Mercedes AMG GT3	AM	4º	247.140	10	Free Practice 2
19	16	Drivex School	ESP	Marcelo Hahn	BRA	Bronze	Allam Khodair	BRA	Gold	Mercedes AMG GT3	PROAM	6º	247.140	8	Free Practice 2
20	25	FF Corse	GBR	Ivor Dunbar	GBR	Bronze	Johnny Mowlem	GBR	Gold	Ferrari 488 GT3	PROAM	7º	247.140	3	Free Practice 1
21	55	Farnbacher Racing	DEU	Dominik Farnbacher	DEU	Gold	Mario Farnbacher	DEU	Silver	Lexus RC F GT3	PRO	10º	247.140	8	Free Practice 1
22	8	AF Corse	ITA	Piergiuseppe Perazzini	ITA	Bronze	Marco Cioci	ITA	Gold	Ferrari 488 GT3	PROAM	8º	246.576	20	Free Practice 3 Bronze Drivers
23	30	Lee Mowle	GBR	Ryan Ratcliffe	GBR	Silver	Phil Keen	GBR	Gold	Mercedes AMG GT3	PRO	11º	246.014	14	Free Practice 1
24	488	Spirit of Race	CHE	Miguel Ramos	PRT	Silver	Mikkel Mac	DNK	Gold	Ferrari 488 GT3	PRO	12º	244.898	9	Free Practice 2



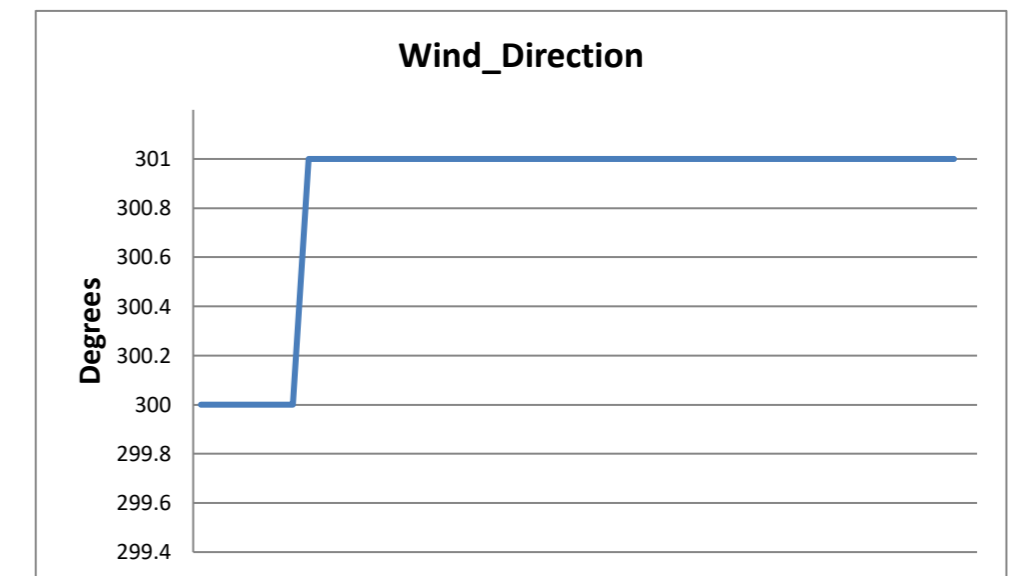
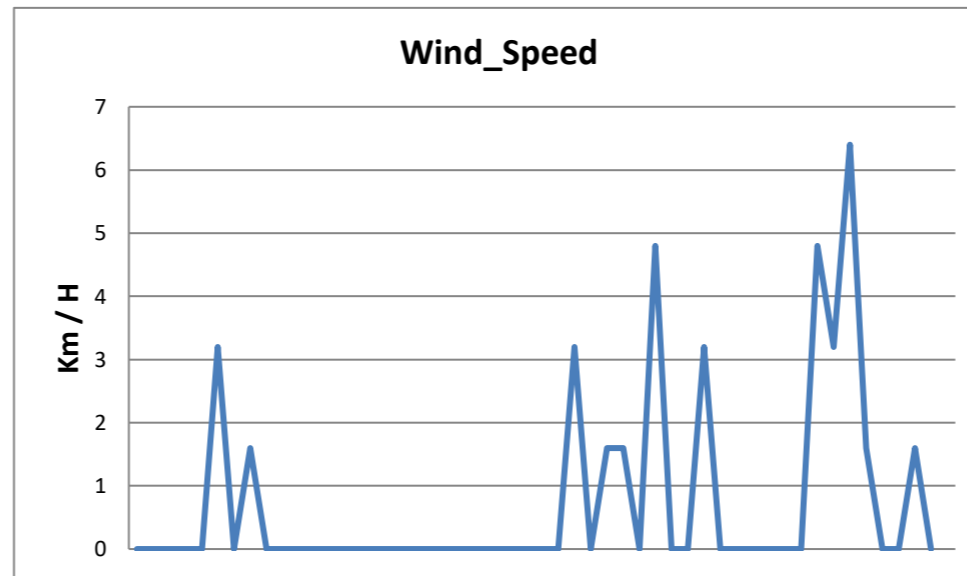
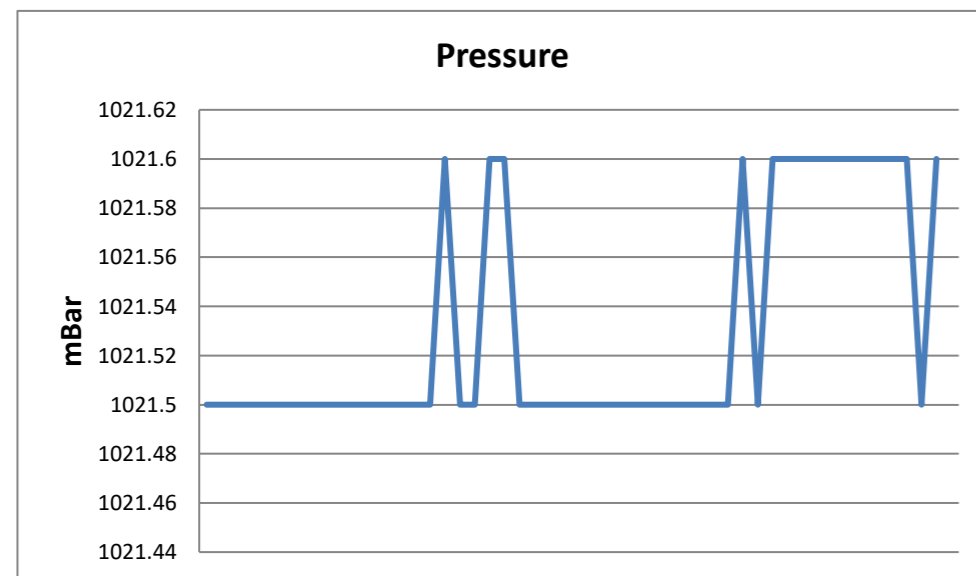
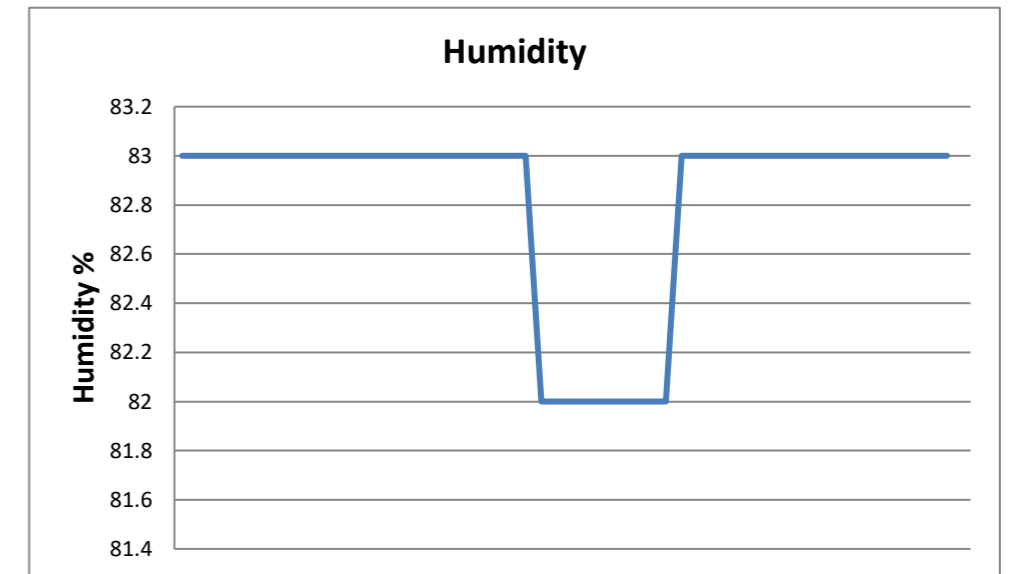
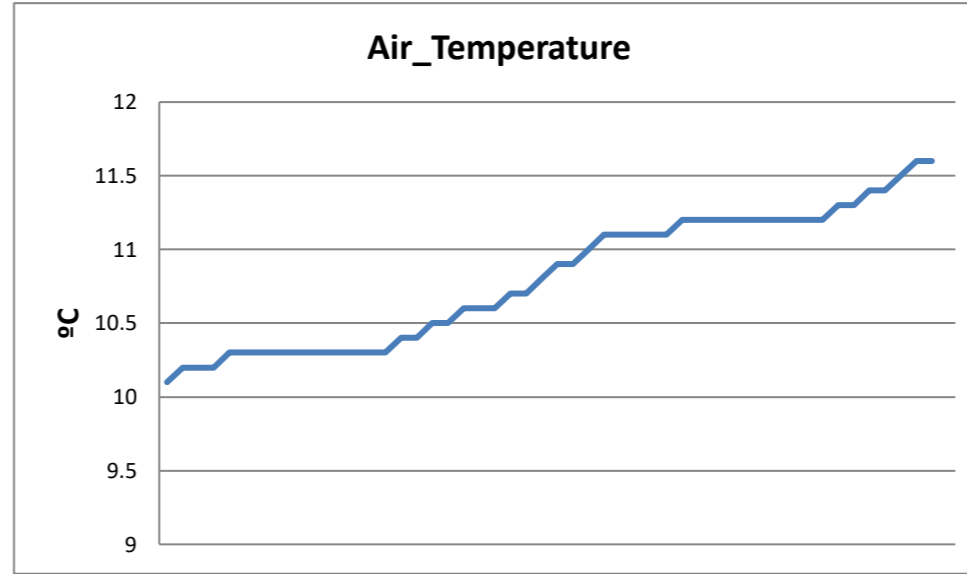
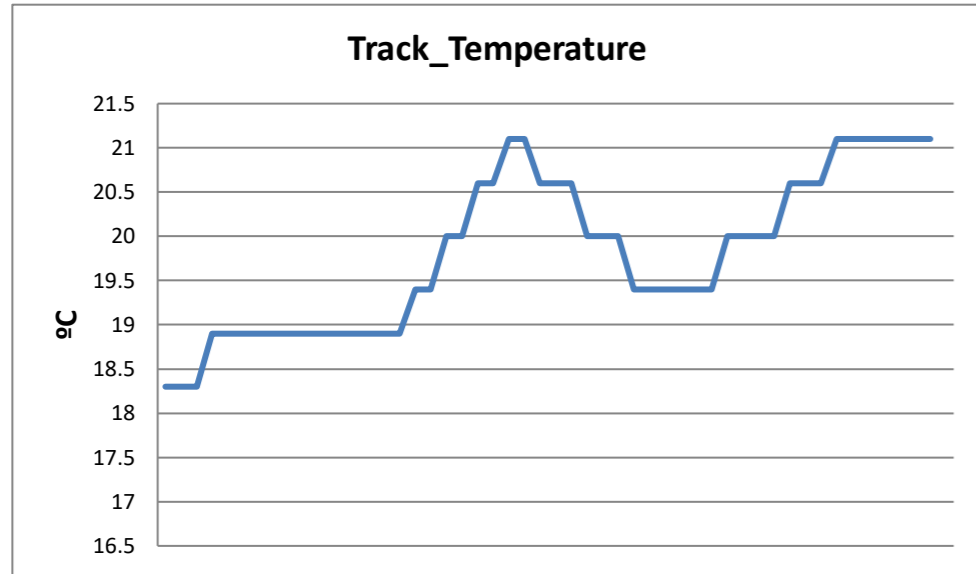


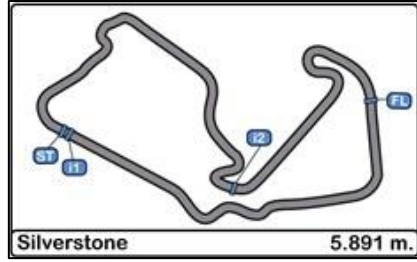
Silverstone
International GT Open
Free Practice 3 Bronze Drivers

Weather Report

02/09/2017

Track Status DRY





Silverstone International GT Open

FREE PRACTICES RESULTS

02/09/2017

Ord.	Nº	Entrant / Team	Nat.	Driver	Nat.	St.	Driver 2	Nat.	St.	Vehicle	Cat.	Cla.	Laps	Laps1	BL1	Time-1	Laps2	BL2	Time-2	Laps	BL3	Time-3	Best	Km/h
1	63	Imperiale Racing	ITA	Giovanni Venturini	ITA	Gold	Marco Mapelli	ITA	Gold	Lamborghini Huracan GT3	PRO	1º	14	12	3	1'59.568	2	2	8'35.592				1'59.568	177.369
2	10	Jordan Racing	GBR	Jordan Witt	GBR	Bronze	Michael Meadows	GBR	Gold	Bentley GT3	PROAM	1º	64	24	23	2'01.835	23	10	2'00.253	17	13	1'59.614	1'59.614	177.300
3	11	Ratón Racing	ITA	Edoardo Liberati	ITA	Silver	Kang Ling	CHN	Silver	Lamborghini Huracan GT3	PRO	2º	44	21	3	2'02.170	23	21	1'59.801				1'59.801	177.024
4	12	Sports and You	PRT	Marcio Basso	BRA	Bronze	Nonô Figueiredo	BRA	Bronze	Mercedes AMG GT3	AM	1º	62	22	19	2'02.047	26	25	2'01.560	14	13	1'59.805	1'59.805	177.018
5	54	Emil Frey Lexus Racing	CHE	Albert Costa	ESP	Gold	Philipp Frommenwiler	CHE	Silver	Lexus RC F GT3	PRO	3º	43	19	6	2'00.651	24	10	2'00.121				2'00.121	176.552
6	51	RACE / BMW Team Teo Martin	ESP	Lourenço Beirão da Veiga	PRT	Silver	António Félix da Costa	PRT	Gold	BMW M6 GT3	PRO	4º	45	24	23	2'01.125	21	2	2'00.290				2'00.290	176.304
7	74	MS Racing	AUT	Alexander Hrachowina	AUT	Bronze	Martin Konrad	AUT	Bronze	Mercedes AMG GT3	AM	2º	67	25	5	2'01.958	24	20	2'01.104	18	13	2'00.311	2'00.311	176.273
8	555	FFF Racing Team by ACM	CHN	Hiroshi Hamaguchi	JPN	Bronze	Vitantonio Liuzzi	ITA	Platinum	Lamborghini Huracan GT3	PROAM	2º	65	22	10	2'02.043	23	12	2'00.934	20	17	2'00.355	2'00.355	176.209
9	65	RACE / BMW Team Teo Martin	ESP	Victor Bouveng	SWE	Silver	Fran Rueda	ESP	Silver	BMW M6 GT3	PRO	5º	44	25	6	2'01.343	19	7	2'00.437				2'00.437	176.089
10	99	Sports and You	PRT	Manuel Da Costa	PRT	Bronze	Miguel Sardinha	PRT	Bronze	Mercedes AMG GT3	AM	3º	62	23	22	2'02.725	22	10	2'02.455	17	7	2'00.484	2'00.484	176.020
11	22	Shaun Balfe / Balfe Motorsport	GBR	Shaun Balfe	GBR	Bronze	Rob Bell	GBR	Platinum	McLaren 650 S GT3 2015	PROAM	3º	38	19	13	2'02.837				19	17	2'00.514	2'00.514	175.976
12	16	Drivex School	ESP	Marcelo Hahn	BRA	Bronze	Allam Khodair	BRA	Gold	Mercedes AMG GT3	PROAM	4º	54	17	7	2'01.473	20	13	2'00.518	17	16	2'00.796	2'00.518	175.970
13	25	FF Corse	GBR	Ivor Dunbar	GBR	Bronze	Johnny Mowlem	GBR	Gold	Ferrari 488 GT3	PROAM	5º	66	22	4	2'00.960	25	22	2'00.538	19	9	2'06.934	2'00.538	175.941
14	20	SPS Automotive Performance	DEU	Valentin Pierburg	DEU	Bronze	Tom Onslow-Cole	GBR	Gold	Mercedes AMG GT3	PROAM	6º	63	26	6	2'01.246	22	5	2'00.611	15	11	2'01.443	2'00.611	175.835
15	30	Lee Mowle	GBR	Ryan Ratcliffe	GBR	Silver	Phil Keen	GBR	Gold	Mercedes AMG GT3	PRO	6º	50	24	2	2'01.357	26	7	2'01.066				2'01.066	175.174
16	39	Nigel Mustill / Wessex Vehicles	GBR	Craig Dolby	GBR	Gold	Riki Christodoulou	GBR	Silver	Lamborghini Gallardo Rex GT3	PRO	7º	36	17	15	2'01.222	19	4	2'01.107				2'01.107	175.115
17	23	Imperiale Racing	ITA	Vito Postiglione	ITA	Gold	Andrea Fontana	ITA	Silver	Lamborghini Huracan GT3	PRO	8º	40	23	4	2'01.324	17	6	2'02.741				2'01.324	174.801
18	1	Imperiale Racing	ITA	Thomas Biagi	ITA	Gold	Raffaele Gianmaria	ITA	Gold	Lamborghini Huracan GT3	PRO	9º	36	18	3	2'01.850	18	15	2'01.351				2'01.351	174.762
19	8	AF Corse	ITA	Piergiuseppe Perazzini	ITA	Bronze	Marco Cioci	ITA	Gold	Ferrari 488 GT3	PROAM	7º	70	24	12	2'01.858	26	8	2'01.356	20	16	2'01.408	2'01.356	174.755
20	7	Solaris Motorsport	ITA	Francesco Sini	ITA	Gold	Mauro Calamia	CHE	Silver	Aston Martin Vantage GT3	PRO	10º	49	23	22	2'02.328	26	16	2'01.481				2'01.481	174.575
21	88	Garage 59	GBR	Alexander West	SWE	Bronze	Côme Ledogar	FRA	Platinum	McLaren 650 S GT3 2015	PROAM	8º	56	26	6	2'01.481	10	2	2'02.074	20	18	2'01.638	2'01.481	174.575
22	488	Spirit of Race	CHE	Miguel Ramos	PRT	Silver	Mikkel Mac	DNK	Gold	Ferrari 488 GT3	PRO	11º	47	23	21	2'02.156	24	22	2'01.811				2'01.811	174.103
23	48	Spirit of Race / Kaspersky Motorsport	CHE	Alex Moiseev	RUS	Bronze	Davide Rizzo	ITA	Bronze	Ferrari 488 GT3	AM	4º	67	24	8	2'02.865	24	23	2'01.816	19	6	2'02.257	2'01.816	174.095
24	55	Farnbacher Racing	DEU	Dominik Farnbacher	DEU	Gold	Mario Farnbacher	DEU	Silver	Lexus RC F GT3	PRO	12º	35	15	11	2'02.008	20	4	2'01.869				2'01.869	174.020

Published at:.....

Stewards:	Race Director:	Timekeeper:
------------------	-----------------------	------------------------

