

Silverstone International GT Open Qualifying - 2

Results

03/09/2017

Ord.	N°	Entrant / Team	Nat.	Driver	Nat.	St.	Driver 2	Nat.	St.	Vehicle	Cat.	Cla.	Laps	Best	Time	Gap	Interval	Km/h
1	65	RACE / BMW Team Teo Martin	ESP	Victor Bouveng	SWE	Silver	Fran Rueda	ESP	Silver	BMW M6 GT3	PRO	1°	12	11	1'57.974			179.765
2	51	RACE / BMW Team Teo Martin	ESP	Lourenço Beirão da Veiga	PRT	Silver	António Félix da Costa	PRT	Gold	BMW M6 GT3	PRO	2°	10	8	1'58.060	0"086	0"086	179.634
3	63	Imperiale Racing	ITA	Giovanni Venturini	ITA	Gold	Marco Mapelli	ITA	Gold	Lamborghini Huracan GT3	PRO	3°	10	9	1'58.364	0"390	0"304	179.173
4	88	Garage 59	GBR	Alexander West	SWE	Bronze	Côme Ledogar	FRA	Platinum	McLaren 650 S GT3 2015	PROAM	1°	10	7	1'58.650	0"676	0"286	178.741
5	1	Imperiale Racing	ITA	Thomas Biagi	ITA	Gold	Raffaele Gianmaria	ITA	Gold	Lamborghini Huracan GT3	PRO	4°	8	6	1'58.857	0"883	0"207	178.430
6	16	Drivex School	ESP	Marcelo Hahn	BRA	Bronze	Allam Khodair	BRA	Gold	Mercedes AMG GT3	PROAM	2°	12	7	1'58.907	0"933	0"050	178.355
7	488	Spirit of Race	CHE	Miguel Ramos	PRT	Silver	Mikkel Mac	DNK	Gold	Ferrari 488 GT3	PRO	5°	12	11	1'58.982	1"008	0"075	178.242
8	55	Farnbacher Racing	DEU	Dominik Farnbacher	DEU	Gold	Mario Farnbacher	DEU	Silver	Lexus RC F GT3	PRO	6°	9	8	1'59.128	1"154	0"146	178.024
9	23	Imperiale Racing	ITA	Vito Postiglione	ITA	Gold	Andrea Fontana	ITA	Silver	Lamborghini Huracan GT3	PRO	7°	13	11	1'59.138	1"164	0"010	178.009
10	10	Jordan Racing	GBR	Jordan Witt	GBR	Bronze	Michael Meadows	GBR	Gold	Bentley GT3	PROAM	3°	11	10	1'59.249	1"275	0"111	177.843
11	25	FF Corse	GBR	Ivor Dunbar	GBR	Bronze	Johnny Mowlem	GBR	Gold	Ferrari 488 GT3	PROAM	4°	12	9	1'59.253	1"279	0"004	177.837
12	54	Emil Frey Lexus Racing	CHE	Albert Costa	ESP	Gold	Philipp Frommenwiler	CHE	Silver	Lexus RC F GT3	PRO	8°	6	5	1'59.265	1"291	0"012	177.819
13	12	Sports and You	PRT	Marcio Basso	BRA	Bronze	Nonô Figueiredo	BRA	Bronze	Mercedes AMG GT3	AM	1°	11	9	1'59.653	1"679	0"388	177.243
14	74	MS Racing	AUT	Alexander Hrachowina	AUT	Bronze	Martin Konrad	AUT	Bronze	Mercedes AMG GT3	AM	2°	10	9	1'59.711	1"737	0"058	177.157
15	30	Lee Mowle	GBR	Ryan Ratcliffe	GBR	Silver	Phil Keen	GBR	Gold	Mercedes AMG GT3	PRO	9°	14	13	1'59.783	1"809	0"072	177.050
16	48	Spirit of Race / Kaspersky Motorsport	CHE	Alex Moiseev	RUS	Bronze	Davide Rizzo	ITA	Bronze	Ferrari 488 GT3	AM	3°	11	10	1'59.804	1"830	0"021	177.019
17	555	FFF Racing Team by ACM	CHN	Hiroshi Hamaguchi	JPN	Bronze	Vitantonio Liuzzi	ITA	Platinum	Lamborghini Huracan GT3	PROAM	5°	8	6	1'59.810	1"836	0"006	177.010
18	11	Ratón Racing	ITA	Edoardo Liberati	ITA	Silver	Kang Ling	CHN	Silver	Lamborghini Huracan GT3	PRO	10°	11	10	1'59.993	2"019	0"183	176.740
19	99	Sports and You	PRT	Manuel Da Costa	PRT	Bronze	Miguel Sardinha	PRT	Bronze	Mercedes AMG GT3	AM	4°	9	6	2'00.138	2"164	0"145	176.527
20	22	Shaun Balfe / Balfe Motorsport	GBR	Shaun Balfe	GBR	Bronze	Rob Bell	GBR	Platinum	McLaren 650 S GT3 2015	PROAM	6°	13	12	2'00.191	2"217	0"053	176.449
21	39	Nigel Mustill / Wessex Vehicles	GBR	Craig Dolby	GBR	Gold	Riki Christodoulou	GBR	Silver	Lamborghini Gallardo Rex GT3	PRO	11°	10	9	2'00.262	2"288	0"071	176.345
22	7	Solaris Motorsport	ITA	Francesco Sini	ITA	Gold	Mauro Calamia	CHE	Silver	Aston Martin Vantage GT3	PRO	12°	11	9	2'00.777	2"803	0"515	175.593
23	8	AF Corse	ITA	Piergiuseppe Perazzini	ITA	Bronze	Marco Cioci	ITA	Gold	Ferrari 488 GT3	PROAM	7°	14	11	2'01.383	3"409	0"606	174.716
24	20	SPS Automotive Performance	DEU	Valentin Pierburg	DEU	Bronze	Tom Onslow-Cole	GBR	Gold	Mercedes AMG GT3	PROAM	8°	13	9	2'01.922	3"948	0"539	173.944

CAR 88 LAP TIME DELETED 1:59.213 TRACK LIMITS T-10

CAR 88 LAP TIME DELETED 1:59.199 TRACK LIMITS T1 AND T-10

CAR 65 LAP TIME DELETED 2:02.429 TRACK LIMITS T-10

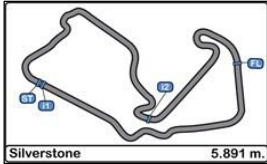
CAR 007 LAP TIME DELETED 2:00.203 TRACK LIMITS T-10

CAR 39 LAP TIME DELETED 1:59.988 TRACK LIMITS T-1

Published at:.....

Track Status **DRY**

Stewards: 	Race Director: 	Timekeeper: 
------------------------------	-----------------------------------	---



Silverstone International GT Open Qualifying - 2

Lap Analysis

03/09/2017

Number	1			7			8			10			11			
	Lap	Lap Time	Partial	Speed	Lap Time	Partial	Speed	Lap Time	Partial	Speed	Lap Time	Partial	Speed	Lap Time	Partial	Speed
1 ^a - 1	0'36.240	0'36.240		243.793	0'36.799	0'36.799	247.140	0'37.875	0'37.875	242.697	0'36.577	0'36.577	247.707	0'36.397	0'36.397	243.793
1 ^a - 2	1'29.301	0'53.061	Gianmaria		1'30.947	0'54.148	Calamia	1'33.908	0'56.033	Perazzini	1'31.040	0'54.463	Meadows	1'30.167	0'53.770	Ling
1 ^a - 3	2'01.135	0'31.834			2'02.929	0'31.982		2'06.278	0'32.370		2'02.999	0'31.959		2'01.847	0'31.680	
2 ^a - 1	0'36.151	0'36.151	244.344	0'36.564	0'36.564	248.276	0'37.310	0'37.310	240.535	0'36.157	0'36.157	248.849	0'36.499	0'36.499	244.344	
2 ^a - 2	1'29.295	0'53.144	Gianmaria		1'30.903	0'54.339	Calamia	1'32.188	0'54.878	Perazzini	1'29.968	0'53.811	Meadows	1'29.715	0'53.216	Ling
2 ^a - 3	2'01.026	0'31.731			2'02.877	0'31.974		2'04.382	0'32.194		2'01.975	0'32.007		2'01.439	0'31.724	
3 ^a - 1	0'37.412	0'37.412	245.455	0'36.467	0'36.467	248.276	0'37.304	0'37.304	243.793	0'36.149	0'36.149	247.707	0'36.496	0'36.496	244.344	
3 ^a - 2	1'31.702	0'54.290	Gianmaria		1'30.558	0'54.091	Calamia	1'33.682	0'56.378	Perazzini	1'33.832	0'57.683	Meadows	1'31.502	0'55.006	Ling
3 ^a - 3	2'09.049	0'37.347	PIT		2'02.823	0'32.265		2'07.261	0'33.579		2'10.871	0'37.039	PIT	2'09.357	0'37.855	PIT
4 ^a - 1	6'54.977	6'54.977	239.468	0'37.971	0'37.971	249.423	0'37.351	0'37.351	243.244	2'54.183	2'54.183	245.455	11'13.616	11'13.616	241.072	
4 ^a - 2	7'50.133	0'55.156	Gianmaria		1'32.633	0'54.662	Calamia	1'34.436	0'57.085	Perazzini	3'50.824	0'56.641	Meadows	12'07.582	0'53.966	Ling
4 ^a - 3	8'22.049	0'31.916			2'08.667	0'36.034	PIT	2'07.898	0'33.462		4'23.687	0'32.863		12'39.459	0'31.877	
5 ^a - 1	0'35.549	0'35.549	244.898	7'04.327	7'04.327	246.014	0'37.215	0'37.215	243.244	0'36.432	0'36.432	246.014	0'36.152	0'36.152	243.793	
5 ^a - 2	1'27.400	0'51.851	Gianmaria		8'00.185	0'55.858	Calamia	1'31.816	0'54.601	Perazzini	1'30.335	0'53.903	Meadows	1'28.839	0'52.687	Ling
5 ^a - 3	1'58.857	0'31.457			8'31.968	0'31.783		2'09.067	0'37.251	PIT	2'02.335	0'32.000		2'00.332	0'31.493	
6 ^a - 1	0'35.565	0'35.565	244.898	0'36.219	0'36.219	248.276	2'38.398	2'38.398	242.153	0'36.060	0'36.060	248.276	0'35.920	0'35.920	246.014	
6 ^a - 2	1'27.511	0'51.946	Gianmaria		1'29.518	0'53.299	Calamia	3'36.210	0'57.812	Perazzini	1'29.553	0'53.493	Meadows	1'28.844	0'52.924	Ling
6 ^a - 3	1'58.909	0'31.398			2'03.612	0'34.094		4'12.157	0'35.947		2'05.121	0'35.568	PIT	2'00.326	0'31.482	
7 ^a - 1	0'35.733	0'35.733	245.455	0'35.928	0'35.928	248.848	0'37.110	0'37.110	242.697	2'02.999	2'02.999	248.276	0'35.812	0'35.812	245.455	
7 ^a - 2	1'27.988	0'52.255	Gianmaria		1'28.628	0'52.700	Calamia	1'31.051	0'53.941	Perazzini	2'57.217	0'54.218	Meadows	1'28.459	0'52.647	Ling
7 ^a - 3	2'12.885	0'44.897	PIT		2'00.203	0'31.575		2'03.108	0'32.057		3'28.858	0'31.641		2'00.258	0'31.799	
8 ^a - 1				0'35.977	0'35.977	250.001	0'36.440	0'36.440	242.697	0'35.468	0'35.468	249.423	0'37.733	0'37.733	240.000	
8 ^a - 2				1'29.233	0'53.256	Calamia	1'30.141	0'53.701	Perazzini	1'27.967	0'52.499	Meadows	1'31.688	0'53.955	Ling	
8 ^a - 3				2'00.777	0'31.544		2'01.883	0'31.742		1'59.313	0'31.346		2'03.236	0'31.548		
9 ^a - 1				0'36.243	0'36.243	250.001	0'36.277	0'36.277	243.244	0'35.503	0'35.503	248.848	0'35.948	0'35.948	244.898	
9 ^a - 2				1'29.449	0'53.206	Calamia	1'29.985	0'53.708	Perazzini	1'27.816	0'52.313	Meadows	1'28.596	0'52.648	Ling	
9 ^a - 3				2'01.072	0'31.623		2'01.798	0'31.813		1'59.249	0'31.433		1'59.993	0'31.397		
10 ^a - 1				0'36.120	0'36.120	250.000	0'36.138	0'36.138	243.793	0'35.432	0'35.432	249.423	0'44.221	0'44.221	172.249	
10 ^a - 2				1'29.162	0'53.042	Calamia	1'29.311	0'53.173	Perazzini	1'31.394	0'55.962	Meadows	1'43.170	0'58.949	Ling	
10 ^a - 3				2'06.419	0'37.257	PIT	2'01.383	0'32.072		2'09.733	0'38.339	PIT	2'22.165	0'38.995	PIT	
11 ^a - 1							0'36.449	0'36.449	244.344							
11 ^a - 2							1'29.961	0'53.512	Perazzini							
11 ^a - 3							2'01.901	0'31.940								
12 ^a - 1							0'36.407	0'36.407	243.244							
12 ^a - 2							1'29.831	0'53.424	Perazzini							
12 ^a - 3							2'01.473	0'31.642								
13 ^a - 1							0'54.398	0'54.398	146.541							
13 ^a - 2							2'02.489	1'08.091	Perazzini							
13 ^a - 3							2'47.201	0'44.712	PIT							

Ideal Lap	
0'35.549	0'35.549
1'27.400	0'51.851
1'58.798	0'31.398

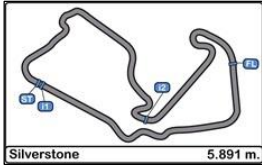
Ideal Lap	
0'35.928	0'35.928
1'28.628	0'52.700
2'00.172	0'31.544

Ideal Lap	
0'36.138	0'36.138
1'29.311	0'53.173
2'00.953	0'31.642

Ideal Lap	
0'35.432	0'35.432
1'27.745	0'52.313
1'59.091	0'31.346

Ideal Lap	
0'35.812	0'35.812
1'28.459	0'52.647
1'59.856	0'31.397

Ideal Best Lap	
0'35.243	0'35.243
1'26.670	0'51.427
1'57.648	0'30.978



Silverstone International GT Open Qualifying - 2

Lap Analysis

03/09/2017

Number	12			16			20			22			23		
	Lap Time	Partial	Speed	Lap Time	Partial	Speed	Lap Time	Partial	Speed	Lap Time	Partial	Speed	Lap Time	Partial	Speed
1 ^a - 1	0'38.166	0'38.166	240.000	0'36.882	0'36.882	242.697	0'37.605	0'37.605	238.939	0'37.018	0'37.018	246.576	0'37.012	0'37.012	245.455
1 ^a - 2	1'42.330	1'04.164	Figueiredo	1'30.842	0'53.960	Khodair	1'33.820	0'56.215	Pierburg	1'31.530	0'54.512	Balfe	1'32.035	0'55.023	Postiglione
1 ^a - 3	2'14.911	0'32.581		2'02.961	0'32.119		2'06.752	0'32.932		2'03.790	0'32.260		2'03.994	0'31.959	
2 ^a - 1	0'37.025	0'37.025	242.697	0'37.573	0'37.573	242.697	0'37.351	0'37.351	240.535	0'36.742	0'36.742	247.140	0'36.519	0'36.519	246.014
2 ^a - 2	1'31.138	0'54.113	Figueiredo	1'31.259	0'53.686	Khodair	1'31.670	0'54.319	Pierburg	1'31.452	0'54.710	Balfe	1'30.095	0'53.576	Postiglione
2 ^a - 3	2'03.408	0'32.270		2'03.429	0'32.170		2'04.129	0'32.459		2'03.459	0'32.007		2'06.063	0'35.968	PIT
3 ^a - 1	0'36.320	0'36.320	243.244	0'36.450	0'36.450	242.697	0'36.929	0'36.929	240.535	0'36.661	0'36.661	247.140	2'15.769	2'15.769	183.362
3 ^a - 2	1'29.931	0'53.611	Figueiredo	1'30.425	0'53.975	Khodair	1'31.318	0'54.389	Pierburg	1'30.371	0'53.710	Balfe	3'18.279	1'02.510	Postiglione
3 ^a - 3	2'01.990	0'32.059		2'06.830	0'36.405	PIT	2'04.346	0'33.028		2'02.270	0'31.899		3'50.522	0'32.243	
4 ^a - 1	0'36.946	0'36.946	243.244	3'09.799	3'09.799	238.939	0'36.915	0'36.915	241.072	0'36.545	0'36.545	247.140	0'36.134	0'36.134	247.140
4 ^a - 2	1'32.127	0'55.181	Figueiredo	4'03.207	0'53.408	Khodair	1'32.106	0'55.191	Pierburg	1'30.236	0'53.691	Balfe	1'28.539	0'52.405	Postiglione
4 ^a - 3	2'09.017	0'36.890	PIT	4'34.903	0'31.696		2'09.872	0'37.766	PIT	2'02.050	0'31.814		2'00.070	0'31.531	
5 ^a - 1	3'53.193	3'53.193	238.411	0'35.807	0'35.807	242.697	3'53.896	3'53.896	237.886	0'36.755	0'36.755	246.576	0'35.780	0'35.780	247.707
5 ^a - 2	4'47.273	0'54.080	Figueiredo	1'27.878	0'52.071	Khodair	4'47.805	0'53.909	Pierburg	1'31.864	0'55.109	Balfe	1'28.140	0'52.360	Postiglione
5 ^a - 3	5'18.965	0'31.692		1'59.250	0'31.372		5'20.043	0'32.238		2'12.572	0'40.708	PIT	1'59.568	0'31.428	
6 ^a - 1	0'35.915	0'35.915	243.244	0'35.484	0'35.484	243.244	0'36.388	0'36.388	240.535	1'41.463	1'41.463	245.455	0'35.913	0'35.913	246.576
6 ^a - 2	1'33.635	0'57.720	Figueiredo	1'27.475	0'51.991	Khodair	1'29.950	0'53.562	Pierburg	2'36.167	0'54.704	Balfe	1'28.688	0'52.775	Postiglione
6 ^a - 3	2'09.083	0'35.448		1'58.907	0'31.432		2'02.331	0'32.381		3'08.314	0'32.147		2'04.800	0'36.112	PIT
7 ^a - 1	0'35.862	0'35.862	243.793	0'36.933	0'36.933	240.535	0'36.224	0'36.224	239.468	0'36.369	0'36.369	247.140	2'18.309	2'18.309	199.631
7 ^a - 2	1'28.534	0'52.672	Figueiredo	1'32.049	0'55.116	Khodair	1'29.768	0'53.544	Pierburg	1'29.178	0'52.809	Balfe	3'23.997	1'05.688	Postiglione
7 ^a - 3	2'00.154	0'31.620		2'03.778	0'31.729		2'01.986	0'32.218		2'00.651	0'31.473		3'56.062	0'32.065	
8 ^a - 1	0'35.440	0'35.440	244.898	0'35.593	0'35.593	242.697	0'36.008	0'36.008	240.535	0'36.289	0'36.289	246.576	0'35.994	0'35.994	246.576
8 ^a - 2	1'27.991	0'52.551	Figueiredo	1'27.759	0'52.166	Khodair	1'29.438	0'53.430	Pierburg	1'28.996	0'52.707	Balfe	1'28.093	0'52.099	Postiglione
8 ^a - 3	1'59.653	0'31.662		2'04.519	0'36.760	PIT	2'01.922	0'32.484		2'00.441	0'31.445		1'59.638	0'31.545	
9 ^a - 1	0'36.637	0'36.637	242.697	2'37.119	2'37.119	240.001	0'36.045	0'36.045	240.000	0'36.156	0'36.156	247.707	0'35.680	0'35.680	246.576
9 ^a - 2	1'34.487	0'57.850	Figueiredo	3'32.722	0'55.603	Khodair	1'29.798	0'53.753	Pierburg	1'28.891	0'52.735	Balfe	1'27.666	0'51.986	Postiglione
9 ^a - 3	2'06.743	0'32.256		4'06.129	0'33.407		2'05.395	0'35.597	PIT	2'00.220	0'31.329		1'59.266	0'31.600	
10 ^a - 1	0'35.622	0'35.622	244.898	0'35.609	0'35.609	242.697	1'29.512	1'29.512	240.000	0'35.917	0'35.917	247.707	0'35.699	0'35.699	246.576
10 ^a - 2	1'28.464	0'52.842	Figueiredo	1'28.203	0'52.594	Khodair	2'22.746	0'53.234	Pierburg	1'29.070	0'53.153	Balfe	1'27.658	0'51.959	Postiglione
10 ^a - 3	2'09.975	0'41.511	PIT	2'00.154	0'31.951		2'54.863	0'32.117		2'00.310	0'31.240		1'59.138	0'31.480	
11 ^a - 1				0'35.606	0'35.606	242.697	0'36.156	0'36.156	241.611	0'36.101	0'36.101	247.707	0'35.894	0'35.894	247.707
11 ^a - 2				1'29.597	0'53.991	Khodair	1'29.944	0'53.788	Pierburg	1'28.857	0'52.756	Balfe	1'28.124	0'52.230	Postiglione
11 ^a - 3				2'05.898	0'36.301	PIT	2'02.239	0'32.295		2'00.191	0'31.334		1'59.588	0'31.464	
12 ^a - 1							0'36.347	0'36.347	239.468	0'40.243	0'40.243	210.938	0'40.235	0'40.235	174.475
12 ^a - 2							1'30.056	0'53.709	Pierburg	1'42.573	1'02.330	Balfe	1'47.553	1'07.318	Postiglione
12 ^a - 3							2'08.727	0'38.671	PIT	2'25.056	0'42.483	PIT	2'35.385	0'47.832	PIT
13 ^a - 1															
13 ^a - 2															
13 ^a - 3															

Ideal Lap	
0'35.440	0'35.440
1'27.991	0'52.551
1'59.611	0'31.620

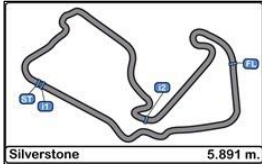
Ideal Lap	
0'35.484	0'35.484
1'27.475	0'51.991
1'58.847	0'31.372

Ideal Lap	
0'36.008	0'36.008
1'29.242	0'53.234
2'01.359	0'32.117

Ideal Lap	
0'35.917	0'35.917
1'28.624	0'52.707
1'59.864	0'31.240

Ideal Lap	
0'35.680	0'35.680
1'27.639	0'51.959
1'59.067	0'31.428

Ideal Best Lap	
0'35.243	0'35.243
1'26.670	0'51.427
1'57.648	0'30.978



Silverstone International GT Open Qualifying - 2

Lap Analysis

03/09/2017

Number	25			30			39			48			51			
	Lap	Lap Time	Partial	Speed	Lap Time	Partial	Speed	Lap Time	Partial	Speed	Lap Time	Partial	Speed	Lap Time	Partial	Speed
1 ^a - 1	0'36.190	0'36.190		245.455	0'36.779	0'36.779	240.535	0'36.759	0'36.759	247.140	0'37.174	0'37.174	243.793	0'35.748	0'35.748	247.140
1 ^a - 2	1'28.774	0'52.584	Mowlem		1'31.385	0'54.606	Ratcliffe	1'30.805	0'54.046	Christodoulou	1'31.477	0'54.303	Rizzo	1'28.337	0'52.589	da Costa
1 ^a - 3	2'00.434	0'31.660			2'03.907	0'32.522		2'02.919	0'32.114		2'03.357	0'31.880		1'59.576	0'31.239	
2 ^a - 1	0'36.010	0'36.010		246.576	0'36.567	0'36.567	242.153	0'36.615	0'36.615	247.707	0'36.751	0'36.751	245.455	0'35.709	0'35.709	248.276
2 ^a - 2	1'29.224	0'53.214	Mowlem		1'30.686	0'54.119	Ratcliffe	1'30.545	0'53.930	Christodoulou	1'30.485	0'53.734	Rizzo	1'29.339	0'53.630	da Costa
2 ^a - 3	2'03.478	0'34.254			2'02.890	0'32.204		2'02.204	0'31.659		2'02.470	0'31.985		2'02.941	0'33.602	
3 ^a - 1	0'36.283	0'36.283		245.455	0'36.757	0'36.757	241.611	0'36.506	0'36.506	247.707	0'36.950	0'36.950	246.576	0'35.580	0'35.580	248.276
3 ^a - 2	1'28.851	0'52.568	Mowlem		1'31.121	0'54.364	Ratcliffe	1'30.388	0'53.882	Christodoulou	1'30.985	0'54.035	Rizzo	1'28.022	0'52.442	da Costa
3 ^a - 3	2'00.452	0'31.601			2'06.523	0'35.402	PIT	2'06.780	0'36.392	PIT	2'02.983	0'31.998		1'59.648	0'31.626	
4 ^a - 1	0'36.352	0'36.352		244.898	2'29.399	2'29.399	239.468	9'55.493	9'55.493	242.697	0'36.641	0'36.641	246.014	0'36.053	0'36.053	247.707
4 ^a - 2	1'29.285	0'52.933	Mowlem		3'23.454	0'54.055	Ratcliffe	10'51.715	0'56.222	Christodoulou	1'29.825	0'53.184	Rizzo	1'28.917	0'52.864	da Costa
4 ^a - 3	2'01.285	0'32.000			3'55.434	0'31.980		11'23.830	0'32.115		2'01.489	0'31.664		2'04.025	0'35.108	PIT
5 ^a - 1	0'36.124	0'36.124		245.455	0'36.401	0'36.401	241.611	0'36.339	0'36.339	248.276	0'36.852	0'36.852	244.898	11'05.820	11'05.820	146.144
5 ^a - 2	1'28.627	0'52.503	Mowlem		1'29.954	0'53.553	Ratcliffe	1'29.367	0'53.028	Christodoulou	1'30.446	0'53.594	Rizzo	12'02.966	0'57.146	da Costa
5 ^a - 3	2'00.143	0'31.516			2'02.000	0'32.046		2'00.854	0'31.487		2'07.600	0'37.154	PIT	12'35.112	0'32.146	
6 ^a - 1	0'36.432	0'36.432		245.455	0'36.235	0'36.235	241.611	0'35.873	0'35.873	248.276	2'57.942	2'57.942	243.793	0'37.150	0'37.150	243.244
6 ^a - 2	1'30.329	0'53.897	Mowlem		1'29.857	0'53.622	Ratcliffe	1'28.750	0'52.877	Christodoulou	3'54.784	0'56.842	Rizzo	1'30.890	0'53.740	da Costa
6 ^a - 3	2'07.200	0'36.871			2'01.817	0'31.960		1'59.988	0'31.238		4'27.856	0'33.072		2'02.653	0'31.763	
7 ^a - 1	2'00.547	2'00.547		244.898	0'36.245	0'36.245	241.611	0'35.768	0'35.768	247.707	0'36.271	0'36.271	245.455	0'35.243	0'35.243	248.276
7 ^a - 2	2'53.722	0'53.175	Mowlem		1'30.417	0'54.172	Ratcliffe	1'30.328	0'54.560	Christodoulou	1'29.301	0'53.030	Rizzo	1'27.082	0'51.839	da Costa
7 ^a - 3	3'26.319	0'32.597			2'05.531	0'35.114	PIT	2'03.605	0'33.277		2'00.621	0'31.320		1'58.060	0'30.978	
8 ^a - 1	0'35.759	0'35.759		244.344	2'58.121	2'58.121	240.001	0'35.904	0'35.904	248.848	0'36.235	0'36.235	244.344	0'36.469	0'36.469	242.697
8 ^a - 2	1'28.017	0'52.258	Mowlem		3'52.462	0'54.341	Ratcliffe	1'28.990	0'53.086	Christodoulou	1'28.868	0'52.633	Rizzo	1'33.036	0'56.567	da Costa
8 ^a - 3	1'59.253	0'31.236			4'24.287	0'31.825		2'00.262	0'31.272		2'00.323	0'31.455		2'04.739	0'31.703	
9 ^a - 1	0'35.759	0'35.759		244.898	0'35.898	0'35.898	242.153	0'35.839	0'35.839	247.707	0'36.027	0'36.027	246.014	0'35.271	0'35.271	248.276
9 ^a - 2	1'29.605	0'53.846	Mowlem		1'28.664	0'52.766	Ratcliffe	1'29.333	0'53.494	Christodoulou	1'28.573	0'52.546	Rizzo	1'27.239	0'51.968	da Costa
9 ^a - 3	2'02.240	0'32.635			2'00.302	0'31.638		2'17.457	0'48.124	PIT	1'59.804	0'31.231		2'06.888	0'39.649	PIT
10 ^a - 1	0'35.908	0'35.908		244.898	0'35.893	0'35.893	241.611				0'38.243	0'38.243	142.858			
10 ^a - 2	1'33.337	0'57.429	Mowlem		1'28.853	0'52.960	Ratcliffe				1'34.805	0'56.562	Rizzo			
10 ^a - 3	2'08.512	0'35.175			2'00.565	0'31.712					2'11.105	0'36.300	PIT			
11 ^a - 1	0'36.228	0'36.228		243.244	0'35.704	0'35.704	242.697									
11 ^a - 2	1'34.999	0'58.771	Mowlem		1'28.305	0'52.601	Ratcliffe									
11 ^a - 3	2'18.179	0'43.180	PIT		1'59.920	0'31.615										
12 ^a - 1					0'35.577	0'35.577	241.611									
12 ^a - 2					1'28.266	0'52.689	Ratcliffe									
12 ^a - 3					1'59.783	0'31.517										
13 ^a - 1					0'40.717	0'40.717	177.632									
13 ^a - 2					1'42.759	1'02.042	Ratcliffe									
13 ^a - 3					2'24.771	0'42.012	PIT									

Ideal Lap	
0'35.759	0'35.759
1'28.017	0'52.258
1'59.253	0'31.236

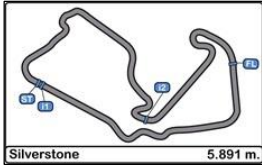
Ideal Lap	
0'35.577	0'35.577
1'28.178	0'52.601
1'59.695	0'31.517

Ideal Lap	
0'35.768	0'35.768
1'28.645	0'52.877
1'59.883	0'31.238

Ideal Lap	
0'36.027	0'36.027
1'28.573	0'52.546
1'59.804	0'31.231

Ideal Lap	
0'35.243	0'35.243
1'27.082	0'51.839
1'58.060	0'30.978

Ideal Best Lap	
0'35.243	0'35.243
1'26.670	0'51.427
1'57.648	0'30.978



Silverstone International GT Open Qualifying - 2

Lap Analysis

03/09/2017

Number	54			55			63			65			74			
	Lap	Lap Time	Partial	Speed	Lap Time	Partial	Speed	Lap Time	Partial	Speed	Lap Time	Partial	Speed	Lap Time	Partial	Speed
1 ^a - 1	0'35.336	0'35.336		246.576	0'36.080	0'36.080	246.014	0'37.372	0'37.372	244.344	3'33.513	3'33.513	244.898	0'36.318	0'36.318	242.697
1 ^a - 2	1'29.119	0'53.783	Frommenwile		1'29.570	0'53.490	Farnbacher	1'31.435	0'54.063	Venturini	4'26.312	0'52.799	Rueda	1'29.405	0'53.087	Konrad
1 ^a - 3	2'01.488	0'32.369			2'01.612	0'32.042		2'03.660	0'32.225		4'58.302	0'31.990		2'01.064	0'31.659	
2 ^a - 1	0'35.552	0'35.552		247.140	0'36.028	0'36.028	246.014	0'36.631	0'36.631	246.014	0'35.979	0'35.979	246.576	0'36.110	0'36.110	243.244
2 ^a - 2	1'28.758	0'53.206	Frommenwile		1'29.410	0'53.382	Farnbacher	1'29.942	0'53.311	Venturini	1'27.876	0'51.897	Rueda	1'29.164	0'53.054	Konrad
2 ^a - 3	2'00.654	0'31.896			2'13.875	0'44.465	PIT	2'01.675	0'31.733		1'58.992	0'31.116		2'01.084	0'31.920	
3 ^a - 1	0'41.045	0'41.045		173.914	4'30.785	4'30.785	243.793	0'36.420	0'36.420	244.898	0'35.701	0'35.701	247.707	0'36.325	0'36.325	242.153
3 ^a - 2	1'53.685	1'12.640	Frommenwile		5'25.116	0'54.331	Farnbacher	1'29.409	0'52.989	Venturini	1'29.248	0'53.547	Rueda	1'30.284	0'53.959	Konrad
3 ^a - 3	2'27.668	0'33.983			5'57.570	0'32.454		2'06.134	0'36.725	PIT	2'02.429	0'33.181		2'10.433	0'40.149	PIT
4 ^a - 1	0'35.538	0'35.538		248.276	0'38.103	0'38.103	229.788	5'19.396	5'19.396	244.344	0'35.844	0'35.844	247.140	1'50.428	1'50.428	241.072
4 ^a - 2	1'27.938	0'52.400	Frommenwile		1'35.570	0'57.467	Farnbacher	6'12.426	0'53.030	Venturini	1'27.912	0'52.068	Rueda	2'44.536	0'54.108	Konrad
4 ^a - 3	1'59.265	0'31.327			2'14.919	0'39.349	PIT	6'46.233	0'33.807		1'59.135	0'31.223		3'17.846	0'33.310	
5 ^a - 1	0'38.966	0'38.966		204.934	6'11.417	6'11.417	207.693	0'35.732	0'35.732	246.576	0'35.689	0'35.689	247.140	0'36.075	0'36.075	243.793
5 ^a - 2	1'37.936	0'58.970	Frommenwile		7'11.970	1'00.553	Farnbacher	1'27.434	0'51.702	Venturini	1'27.795	0'52.106	Rueda	1'29.893	0'53.818	Konrad
5 ^a - 3	2'18.731	0'40.795	PIT		7'44.560	0'32.590		1'58.683	0'31.249		1'58.980	0'31.185		2'06.448	0'36.555	
6 ^a - 1					0'35.477	0'35.477	244.898	0'35.551	0'35.551	244.898	0'37.751	0'37.751	240.535	0'36.115	0'36.115	242.697
6 ^a - 2					1'27.775	0'52.298	Farnbacher	1'27.490	0'51.939	Venturini	1'32.632	0'54.881	Rueda	1'28.878	0'52.763	Konrad
6 ^a - 3					1'59.649	0'31.874		1'58.754	0'31.264		2'09.472	0'36.840	PIT	2'00.479	0'31.601	
7 ^a - 1					0'35.402	0'35.402	246.014	0'35.533	0'35.533	246.576	3'32.412	3'32.412	245.455	0'36.052	0'36.052	244.898
7 ^a - 2					1'27.602	0'52.200	Farnbacher	1'27.453	0'51.920	Venturini	4'24.326	0'51.914	Rueda	1'31.910	0'55.858	Konrad
7 ^a - 3					1'59.128	0'31.526		1'58.673	0'31.220		4'55.450	0'31.124		2'04.129	0'32.219	
8 ^a - 1					0'35.350	0'35.350	246.576	0'35.330	0'35.330	248.276	0'35.638	0'35.638	247.140	0'35.731	0'35.731	243.244
8 ^a - 2					1'28.006	0'52.656	Farnbacher	1'27.060	0'51.730	Venturini	1'27.065	0'51.427	Rueda	1'28.028	0'52.297	Konrad
8 ^a - 3					2'06.717	0'38.711	PIT	1'58.364	0'31.304		1'58.136	0'31.071		1'59.711	0'31.683	
9 ^a - 1					0'35.655	0'35.655	247.140	0'35.522	0'35.522	247.140	0'35.522	0'35.522	248.276	0'37.023	0'37.023	241.072
9 ^a - 2					1'29.780	0'54.125	Venturini	1'29.780	0'54.125	Venturini	1'27.021	0'51.499	Rueda	1'33.939	0'56.916	Konrad
9 ^a - 3					2'06.192	0'36.412	PIT	2'06.192	0'36.412	PIT	1'58.078	0'31.057		2'13.267	0'39.328	PIT
10 ^a - 1											0'35.369	0'35.369	248.276			
10 ^a - 2											1'26.936	0'51.567	Rueda			
10 ^a - 3											1'57.974	0'31.038				
11 ^a - 1											0'39.044	0'39.044	196.722			
11 ^a - 2											1'39.968	1'00.924	Rueda			
11 ^a - 3											2'25.669	0'45.701	PIT			
12 ^a - 1																
12 ^a - 2																
12 ^a - 3																
13 ^a - 1																
13 ^a - 2																
13 ^a - 3																

Ideal Lap	
0'35.336	0'35.336
1'27.736	0'52.400
1'59.063	0'31.327

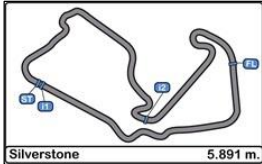
Ideal Lap	
0'35.350	0'35.350
1'27.550	0'52.200
1'59.076	0'31.526

Ideal Lap	
0'35.330	0'35.330
1'27.032	0'51.702
1'58.252	0'31.220

Ideal Lap	
0'35.369	0'35.369
1'26.796	0'51.427
1'57.834	0'31.038

Ideal Lap	
0'35.731	0'35.731
1'28.028	0'52.297
1'59.629	0'31.601

Ideal Best Lap	
0'35.243	0'35.243
1'26.670	0'51.427
1'57.648	0'30.978



Silverstone International GT Open Qualifying - 2

Lap Analysis

03/09/2017

Number	88			99			488			555			
	Lap	Lap Time	Partial	Speed	Lap Time	Partial	Speed	Lap Time	Partial	Speed	Lap Time	Partial	Speed
1 ^a - 1	0'36.083	0'36.083		246.014	0'37.090	0'37.090	243.244	0'36.112	0'36.112	242.153	0'36.424	0'36.424	246.014
1 ^a - 2	1'28.507	0'52.424	Ledogar		1'31.690	0'54.600	Da Costa	1'28.825	0'52.713	Mac	1'29.740	0'53.316	Liuzzi
1 ^a - 3	1'59.761	0'31.254			2'03.553	0'31.863		2'00.661	0'31.836		2'01.621	0'31.881	
2 ^a - 1	0'35.779	0'35.779		245.455	0'36.808	0'36.808	243.793	0'35.768	0'35.768	242.153	0'36.340	0'36.340	246.576
2 ^a - 2	1'27.962	0'52.183	Ledogar		1'30.690	0'53.882	Da Costa	1'28.547	0'52.779	Mac	1'29.437	0'53.097	Liuzzi
2 ^a - 3	1'59.213	0'31.251			2'02.601	0'31.911		2'00.148	0'31.601		2'01.187	0'31.750	
3 ^a - 1	0'35.734	0'35.734		244.898	0'36.505	0'36.505	244.344	0'35.690	0'35.690	243.244	0'38.952	0'38.952	244.898
3 ^a - 2	1'27.949	0'52.215	Ledogar		1'30.313	0'53.808	Da Costa	1'28.335	0'52.645	Mac	1'38.785	0'59.833	Liuzzi
3 ^a - 3	1'59.199	0'31.250			2'07.356	0'37.043	PIT	1'59.985	0'31.650		2'15.690	0'36.905	PIT
4 ^a - 1	0'35.768	0'35.768		247.140	2'33.058	2'33.058	243.793	0'36.810	0'36.810	243.244	6'06.805	6'06.805	242.153
4 ^a - 2	1'27.907	0'52.139	Ledogar		3'29.600	0'56.542	Da Costa	1'31.560	0'54.750	Mac	7'04.851	0'58.046	Liuzzi
4 ^a - 3	2'03.836	0'35.929	PIT		4'01.808	0'32.208		2'10.630	0'39.070	PIT	7'39.861	0'35.010	
5 ^a - 1	5'50.738	5'50.738		244.898	0'35.968	0'35.968	243.793	7'00.681	7'00.681	180.301	0'36.033	0'36.033	246.576
5 ^a - 2	6'43.820	0'53.082	Ledogar		1'28.757	0'52.789	Da Costa	7'56.507	0'55.826	Mac	1'28.387	0'52.354	Liuzzi
5 ^a - 3	7'15.975	0'32.155			2'00.138	0'31.381		8'28.465	0'31.958		1'59.810	0'31.423	
6 ^a - 1	0'35.608	0'35.608		244.898	0'35.909	0'35.909	244.344	0'35.851	0'35.851	241.072	0'35.806	0'35.806	246.014
6 ^a - 2	1'27.530	0'51.922	Ledogar		1'28.549	0'52.640	Da Costa	1'28.769	0'52.918	Mac	1'28.317	0'52.511	Liuzzi
6 ^a - 3	1'58.650	0'31.120			2'00.511	0'31.962		2'00.414	0'31.645		1'59.898	0'31.581	
7 ^a - 1	0'35.708	0'35.708		246.576	0'36.166	0'36.166	243.793	0'35.598	0'35.598	242.153	0'35.915	0'35.915	246.576
7 ^a - 2	1'28.025	0'52.317	Ledogar		1'30.266	0'54.100	Da Costa	1'27.989	0'52.391	Mac	1'28.688	0'52.773	Liuzzi
7 ^a - 3	2'01.530	0'33.505			2'08.326	0'38.060		1'59.405	0'31.416		2'11.354	0'42.666	PIT
8 ^a - 1	0'35.865	0'35.865		245.455	0'36.053	0'36.053	243.244	0'35.494	0'35.494	243.244			
8 ^a - 2	1'39.509	1'03.644	Ledogar		1'29.040	0'52.987	Da Costa	1'27.699	0'52.205	Mac			
8 ^a - 3	2'18.280	0'38.771			2'08.565	0'39.525	PIT	1'59.108	0'31.409				
9 ^a - 1	0'35.912	0'35.912		245.455				0'35.550	0'35.550	243.244			
9 ^a - 2	1'38.005	1'02.093	Ledogar					1'30.333	0'54.783	Mac			
9 ^a - 3	2'20.132	0'42.127	PIT					2'03.189	0'32.856				
10 ^a - 1								0'35.524	0'35.524	242.153			
10 ^a - 2								1'27.664	0'52.140	Mac			
10 ^a - 3								1'58.982	0'31.318				
11 ^a - 1								0'36.742	0'36.742	241.072			
11 ^a - 2								1'31.490	0'54.748	Mac			
11 ^a - 3								2'09.108	0'37.618	PIT			
12 ^a - 1													
12 ^a - 2													
12 ^a - 3													
13 ^a - 1													
13 ^a - 2													
13 ^a - 3													

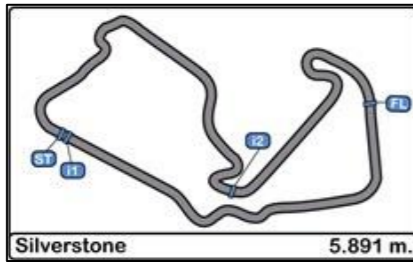
Ideal Lap	
0'35.608	0'35.608
1'27.530	0'51.922
1'58.650	0'31.120

Ideal Lap	
0'35.909	0'35.909
1'28.549	0'52.640
1'59.930	0'31.381

Ideal Lap	
0'35.494	0'35.494
1'27.634	0'52.140
1'58.952	0'31.318

Ideal Lap	
0'35.806	0'35.806
1'28.160	0'52.354
1'59.583	0'31.423

Ideal Best Lap	
0'35.243	0'35.243
1'26.670	0'51.427
1'57.648	0'30.978

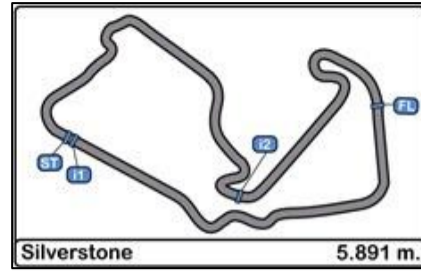


Silverstone International GT Open Qualifying - 2

Best Sectors Results

03/09/2017

Sector - 1				Sector - 2				Sector - 3				Ideal Lap vs Best Lap				
Ord.	Nº	Driver	Time	Nº	Driver	Time	Nº	Driver	Time	Ord.	Nº	Driver	Ideal Lap	Best Lap	Ord.	
1	51	António Félix da Costa	35.243	65	Fran Rueda	51.427	51	António Félix da Costa	30.978	1	65	Fran Rueda	1'57.834	1'57.974	1	
2	63	Giovanni Venturini	35.330	63	Giovanni Venturini	51.702	65	Fran Rueda	31.038	2	51	António Félix da Costa	1'58.060	1'58.060	2	
3	54	Philipp Frommenwiler	35.336	51	António Félix da Costa	51.839	88	Côme Ledogar	31.120	3	63	Giovanni Venturini	1'58.252	1'58.364	3	
4	55	Dominik Farnbacher	35.350	1	Raffaele Gianmaria	51.851	63	Giovanni Venturini	31.220	4	88	Côme Ledogar	1'58.650	1'58.650	4	
5	65	Fran Rueda	35.369	88	Côme Ledogar	51.922	48	Davide Rizzo	31.231	5	1	Raffaele Gianmaria	1'58.798	1'58.857	5	
6	10	Michael Meadows	35.432	23	Vito Postiglione	51.959	25	Johnny Mowlem	31.236	6	16	Allam Khodair	1'58.847	1'58.907	6	
7	12	Nonô Figueiredo	35.440	16	Allam Khodair	51.991	39	Riki Christodoulou	31.238	7	488	Mikkel Mac	1'58.952	1'58.982	7	
8	16	Allam Khodair	35.484	488	Mikkel Mac	52.140	22	Shaun Balfe	31.240	8	54	Philipp Frommenwiler	1'59.063	1'59.265	12	
9	488	Mikkel Mac	35.494	55	Dominik Farnbacher	52.200	488	Mikkel Mac	31.318	9	23	Vito Postiglione	1'59.067	1'59.138	9	
10	1	Raffaele Gianmaria	35.549	25	Johnny Mowlem	52.258	54	Philipp Frommenwiler	31.327	10	55	Dominik Farnbacher	1'59.076	1'59.128	8	
11	30	Ryan Ratcliffe	35.577	74	Martin Konrad	52.297	10	Michael Meadows	31.346	11	10	Michael Meadows	1'59.091	1'59.249	10	
12	88	Côme Ledogar	35.608	10	Michael Meadows	52.313	16	Allam Khodair	31.372	12	25	Johnny Mowlem	1'59.253	1'59.253	11	
13	23	Vito Postiglione	35.680	555	Vitantonio Liuzzi	52.354	99	Manuel Da Costa	31.381	13	555	Vitantonio Liuzzi	1'59.583	1'59.810	17	
14	74	Martin Konrad	35.731	54	Philipp Frommenwiler	52.400	11	Kang Ling	31.397	14	12	Nonô Figueiredo	1'59.611	1'59.653	13	
15	25	Johnny Mowlem	35.759	48	Davide Rizzo	52.546	1	Raffaele Gianmaria	31.398	15	74	Martin Konrad	1'59.629	1'59.711	14	
16	39	Riki Christodoulou	35.768	12	Nonô Figueiredo	52.551	555	Vitantonio Liuzzi	31.423	16	30	Ryan Ratcliffe	1'59.695	1'59.783	15	
17	555	Vitantonio Liuzzi	35.806	30	Ryan Ratcliffe	52.601	23	Vito Postiglione	31.428	17	48	Davide Rizzo	1'59.804	1'59.804	16	
18	11	Kang Ling	35.812	99	Manuel Da Costa	52.640	30	Ryan Ratcliffe	31.517	18	11	Kang Ling	1'59.856	1'59.993	19	
19	99	Manuel Da Costa	35.909	11	Kang Ling	52.647	55	Dominik Farnbacher	31.526	19	22	Shaun Balfe	1'59.864	2'00.191	21	
20	22	Shaun Balfe	35.917	7	Mauro Calamia	52.700	7	Mauro Calamia	31.544	20	39	Riki Christodoulou	1'59.883	1'59.988	18	
21	7	Mauro Calamia	35.928	22	Shaun Balfe	52.707	74	Martin Konrad	31.601	21	99	Manuel Da Costa	1'59.930	2'00.138	20	
22	20	Valentin Pierburg	36.008	39	Riki Christodoulou	52.877	12	Nonô Figueiredo	31.620	22	7	Mauro Calamia	2'00.172	2'00.203	22	
23	48	Davide Rizzo	36.027	8	Piergiuseppe Perazzini	53.173	8	Piergiuseppe Perazzini	31.642	23	8	Piergiuseppe Perazzini	2'00.953	2'01.383	23	
24	8	Piergiuseppe Perazzini	36.138	20	Valentin Pierburg	53.234	20	Valentin Pierburg	32.117	24	20	Valentin Pierburg	2'01.359	2'01.922	24	



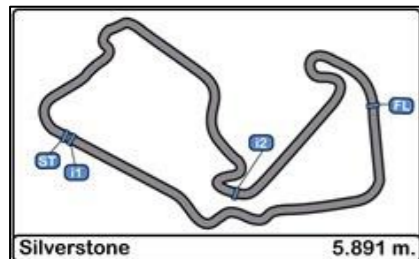
**Silverstone
International GT Open
Qualifying - 2**

Best Top Speeds

03/09/2017

Ord.	Nº	Entrant / Team	Nat.	Driver	Nat.	St.	Driver 2	Nat.	St.	Vehicle	Cat.	Cla.	Top 1		Top 2		Top 3		Top 4		Top 5		Avg.
													Km/h	Lap	Km/h	Lap	Km/h	Lap	Km/h	Lap	Km/h	Lap	
1	7	Solaris Motorsport	ITA	Francesco Sini	ITA	Gold	Mauro Calamia	CHE	Silver	Aston Martin Vantage GT3	PRO	1º	250.000	9	250.000	10	250.000	11	249.423	5	248.848	8	249.654
2	10	Jordan Racing	GBR	Jordan Witt	GBR	Bronze	Michael Meadows	GBR	Gold	Bentley GT3	PROAM	1º	249.423	9	249.423	11	248.848	3	248.848	10	248.276	7	248.963
3	39	Nigel Mustill / Wessex Vehicles	GBR	Craig Dolby	GBR	Gold	Riki Christodoulou	GBR	Silver	Lamborghini Gallardo Rex GT3	PRO	2º	248.848	9	248.276	6	248.276	7	247.706	3	247.706	10	248.163
4	51	RACE / BMW Team Teo Martin	ESP	Lourenço Beirão da Veiga	PRT	Silver	António Félix da Costa	PRT	Gold	BMW M6 GT3	PRO	3º	248.276	3	248.276	4	248.276	8	248.276	10	247.706	5	248.162
5	54	Emil Frey Lexus Racing	CHE	Albert Costa	ESP	Gold	Philipp Frommenwiler	CHE	Silver	Lexus RC F GT3	PRO	4º	248.276	5	247.140	3	246.575	2	204.934	6	173.913	4	224.167
6	63	Imperiale Racing	ITA	Giovanni Venturini	ITA	Gold	Marco Mapelli	ITA	Gold	Lamborghini Huracan GT3	PRO	5º	248.276	9	247.140	10	246.575	6	246.575	8	246.014	3	246.916
7	65	RACE / BMW Team Teo Martin	ESP	Victor Bouveng	SWE	Silver	Fran Rueda	ESP	Silver	BMW M6 GT3	PRO	6º	248.276	11	247.706	4	247.140	5	247.140	6	247.140	9	247.480
8	22	Shaun Balfe / Balfe Motorsport	GBR	Shaun Balfe	GBR	Bronze	Rob Bell	GBR	Platinum	McLaren 650 S GT3 2015	PROAM	2º	247.706	10	247.706	11	247.706	12	247.140	3	247.140	4	247.480
9	23	Imperiale Racing	ITA	Vito Postiglione	ITA	Gold	Andrea Fontana	ITA	Silver	Lamborghini Huracan GT3	PRO	7º	247.706	6	247.706	12	247.140	5	246.575	7	246.575	10	247.141
10	88	Garage 59	GBR	Alexander West	SWE	Bronze	Côme Ledogar	FRA	Platinum	McLaren 650 S GT3 2015	PROAM	3º	247.140	5	246.575	8	246.014	2	245.455	9	245.455	3	246.128
11	25	FF Corse	GBR	Ivor Dunbar	GBR	Bronze	Johnny Mowlem	GBR	Gold	Ferrari 488 GT3	PROAM	4º	246.575	3	245.455	4	245.455	2	245.455	6	245.455	7	245.679
12	48	Spirit of Race / Kaspersky Motorsport	CHE	Alex Moiseev	RUS	Bronze	Davide Rizzo	ITA	Bronze	Ferrari 488 GT3	AM	1º	246.575	4	246.014	5	246.014	10	245.455	3	245.455	8	245.902
13	55	Farnbacher Racing	DEU	Dominik Farnbacher	DEU	Gold	Mario Farnbacher	DEU	Silver	Lexus RC F GT3	PRO	8º	246.575	9	246.014	2	246.014	3	246.014	8	244.898	7	245.903
14	555	FFF Racing Team by ACM	CHN	Hiroshi Hamaguchi	JPN	Bronze	Vitantonio Liuzzi	ITA	Platinum	Lamborghini Huracan GT3	PROAM	5º	246.575	3	246.575	6	246.575	8	246.014	2	246.014	7	246.351
15	11	Ratón Racing	ITA	Edoardo Liberati	ITA	Silver	Kang Ling	CHN	Silver	Lamborghini Huracan GT3	PRO	9º	246.014	7	245.455	8	244.898	10	244.344	3	244.344	4	245.011
16	1	Imperiale Racing	ITA	Thomas Biagi	ITA	Gold	Raffaele Gianmaria	ITA	Gold	Lamborghini Huracan GT3	PRO	10º	245.455	8	245.455	4	244.898	6	244.898	7	244.344	3	245.010
17	12	Sports and You	PRT	Marcio Basso	BRA	Bronze	Nonô Figueiredo	BRA	Bronze	Mercedes AMG GT3	AM	2º	244.898	9	244.898	11	243.792	8	243.243	4	243.243	5	244.015
18	74	MS Racing	AUT	Alexander Hrachowina	AUT	Bronze	Martin Konrad	AUT	Bronze	Mercedes AMG GT3	AM	3º	244.898	8	243.792	6	243.243	3	243.243	9	242.697	2	243.575
19	8	AF Corse	ITA	Piergiuseppe Perazzini	ITA	Bronze	Marco Cioci	ITA	Gold	Ferrari 488 GT3	PROAM	6º	244.344	12	243.792	11	243.792	4	243.243	5	243.243	6	243.683
20	99	Sports and You	PRT	Manuel Da Costa	PRT	Bronze	Miguel Sardinha	PRT	Bronze	Mercedes AMG GT3	AM	4º	244.344	4	244.344	7	243.792	3	243.792	6	243.792	5	244.013
21	16	Drivex School	ESP	Marcelo Hahn	BRA	Bronze	Allam Khodair	BRA	Gold	Mercedes AMG GT3	PROAM	7º	243.243	7	242.697	2	242.697	6	242.697	9	242.697	11	242.806
22	488	Spirit of Race	CHE	Miguel Ramos	PRT	Silver	Mikkel Mac	DNK	Gold	Ferrari 488 GT3	PRO	11º	243.243	4	243.243	5	243.243	9	243.243	10	242.153	2	243.025
23	30	Lee Mowle	GBR	Ryan Ratcliffe	GBR	Silver	Phil Keen	GBR	Gold	Mercedes AMG GT3	PRO	12º	242.697	12	242.152	3	242.152	10	241.611	7	241.611	4	242.045
24	20	SPS Automotive Performance	DEU	Valentin Pierburg	DEU	Bronze	Tom Onslow-Cole	GBR	Gold	Mercedes AMG GT3	PROAM	8º	241.611	12	241.071	5	240.535	4	240.535	7	240.535	9	240.857





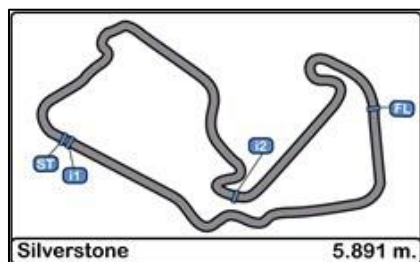
Silverstone International GT Open Qualifying - 2

Fastest Lap Sequence

03/09/2017

Time of Day	Session Time	Nº	Entrant / Team	Nat.	Driver	Nat.	St.	Driver 2	Nat.	St.	Vehicle	Cat.	Time	Km/h	Lap
9:44'13.004	4'04.844	55	Farnbacher Racing	DEU	Dominik Farnbacher	DEU	Gold	Mario Farnbacher	DEU	Silver	Lexus RC F GT3	PRO	2'01.612	174.387	2
9:44'17.078	4'08.913	74	MS Racing	AUT	Alexander Hrachowina	AUT	Bronze	Martin Konrad	AUT	Bronze	Mercedes AMG GT3	AM	2'01.064	175.177	2
9:44'18.601	4'10.459	51	RACE / BMW Team Teo Martin	ESP	Lourenço Beirão da Veiga	PRT	Silver	António Félix da Costa	PRT	Gold	BMW M6 GT3	PRO	1'59.576	177.357	2
9:48'00.638	7'52.562	88	Garage 59	GBR	Alexander West	SWE	Bronze	Côme Ledogar	FRA	Platinum	McLaren 650 S GT3 2015	PROAM	1'59.213	177.897	3
9:49'40.497	9'28.131	65	RACE / BMW Team Teo Martin	ESP	Victor Bouveng	SWE	Silver	Fran Rueda	ESP	Silver	BMW M6 GT3	PRO	1'58.992	178.227	3
9:55'36.776	15'28.675	65	RACE / BMW Team Teo Martin	ESP	Victor Bouveng	SWE	Silver	Fran Rueda	ESP	Silver	BMW M6 GT3	PRO	1'58.980	178.245	6
9:59'21.552	19'13.540	16	Drivex School	ESP	Marcelo Hahn	BRA	Bronze	Allam Khodair	BRA	Gold	Mercedes AMG GT3	PROAM	1'58.907	178.355	7
9:59'34.666	19'26.521	1	Imperiale Racing	ITA	Thomas Biagi	ITA	Gold	Raffaele Gianmaria	ITA	Gold	Lamborghini Huracan GT3	PRO	1'58.857	178.430	6
9:59'48.839	19'40.721	63	Imperiale Racing	ITA	Giovanni Venturini	ITA	Gold	Marco Mapelli	ITA	Gold	Lamborghini Huracan GT3	PRO	1'58.683	178.691	6
10:01'18.376	21'10.222	88	Garage 59	GBR	Alexander West	SWE	Bronze	Côme Ledogar	FRA	Platinum	McLaren 650 S GT3 2015	PROAM	1'58.650	178.741	7
10:04'39.863	24'31.733	65	RACE / BMW Team Teo Martin	ESP	Victor Bouveng	SWE	Silver	Fran Rueda	ESP	Silver	BMW M6 GT3	PRO	1'58.136	179.519	9
10:06'37.955	26'29.811	65	RACE / BMW Team Teo Martin	ESP	Victor Bouveng	SWE	Silver	Fran Rueda	ESP	Silver	BMW M6 GT3	PRO	1'58.078	179.607	10
10:07'01.000	26'52.898	51	RACE / BMW Team Teo Martin	ESP	Lourenço Beirão da Veiga	PRT	Silver	António Félix da Costa	PRT	Gold	BMW M6 GT3	PRO	1'58.060	179.634	8
10:08'35.888	28'27.785	65	RACE / BMW Team Teo Martin	ESP	Victor Bouveng	SWE	Silver	Fran Rueda	ESP	Silver	BMW M6 GT3	PRO	1'57.974	179.765	11





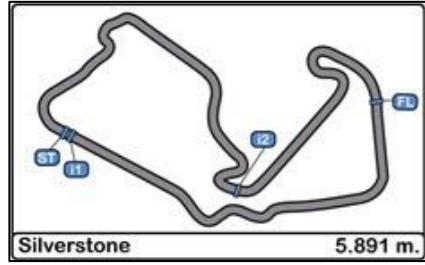
Silverstone International GT Open

Event Maximum Speed

03/09/2017

Ord.	Nº	Entrant / Team	Nat.	Driver	Nat.	St.	Driver 2	Nat.	St.	Vehicle	Cat.	Cla.	Km/h	Lap	Session
1	10	Jordan Racing	GBR	Jordan Witt	GBR	Bronze	Michael Meadows	GBR	Gold	Bentley GT3	PROAM	1º	254.118	33	RACE - 1
2	7	Solaris Motorsport	ITA	Francesco Sini	ITA	Gold	Mauro Calamia	CHE	Silver	Aston Martin Vantage GT3	PRO	1º	252.928	9	Free Practice 2
3	51	RACE / BMW Team Teo Martin	ESP	Lourenço Beirão da Veiga	PRT	Silver	António Félix da Costa	PRT	Gold	BMW M6 GT3	PRO	2º	252.337	22	RACE - 1
4	555	FFF Racing Team by ACM	CHN	Hiroshi Hamaguchi	JPN	Bronze	Vitantonio Liuzzi	ITA	Platinum	Lamborghini Huracan GT3	PROAM	2º	252.337	3	Free Practice 3 Bronze Drivers
5	39	Nigel Mustill / Wessex Vehicles	GBR	Craig Dolby	GBR	Gold	Riki Christodoulou	GBR	Silver	Lamborghini Gallardo Rex GT3	PRO	3º	251.749	3	Qualifying - 1
6	65	RACE / BMW Team Teo Martin	ESP	Victor Bouveng	SWE	Silver	Fran Rueda	ESP	Silver	BMW M6 GT3	PRO	4º	251.163	34	RACE - 1
7	22	Shaun Balfe / Balfe Motorsport	GBR	Shaun Balfe	GBR	Bronze	Rob Bell	GBR	Platinum	McLaren 650 S GT3 2015	PROAM	3º	250.581	5	Qualifying - 1
8	54	Emil Frey Lexus Racing	CHE	Albert Costa	ESP	Gold	Philipp Frommenwiler	CHE	Silver	Lexus RC F GT3	PRO	5º	250.001	3	Qualifying - 1
9	55	Farnbacher Racing	DEU	Dominik Farnbacher	DEU	Gold	Mario Farnbacher	DEU	Silver	Lexus RC F GT3	PRO	6º	250.001	4	Qualifying - 1
10	20	SPS Automotive Performance	DEU	Valentin Pierburg	DEU	Bronze	Tom Onslow-Cole	GBR	Gold	Mercedes AMG GT3	PROAM	4º	249.423	11	Free Practice 2
11	63	Imperiale Racing	ITA	Giovanni Venturini	ITA	Gold	Marco Mapelli	ITA	Gold	Lamborghini Huracan GT3	PRO	7º	249.423	34	RACE - 1
12	1	Imperiale Racing	ITA	Thomas Biagi	ITA	Gold	Raffaele Gianmaria	ITA	Gold	Lamborghini Huracan GT3	PRO	8º	248.848	8	Qualifying - 1
13	23	Imperiale Racing	ITA	Vito Postiglione	ITA	Gold	Andrea Fontana	ITA	Silver	Lamborghini Huracan GT3	PRO	9º	248.848	1	RACE - 1
14	88	Garage 59	GBR	Alexander West	SWE	Bronze	Côme Ledogar	FRA	Platinum	McLaren 650 S GT3 2015	PROAM	5º	248.848	13	Free Practice 3 Bronze Drivers
15	488	Spirit of Race	CHE	Miguel Ramos	PRT	Silver	Mikkel Mac	DNK	Gold	Ferrari 488 GT3	PRO	10º	248.848	28	RACE - 1
16	48	Spirit of Race / Kaspersky Motorsport	CHE	Alex Moiseev	RUS	Bronze	Davide Rizzo	ITA	Bronze	Ferrari 488 GT3	AM	1º	248.276	17	Free Practice 2
17	74	MS Racing	AUT	Alexander Hrachowina	AUT	Bronze	Martin Konrad	AUT	Bronze	Mercedes AMG GT3	AM	2º	248.276	24	Free Practice 1
18	99	Sports and You	PRT	Manuel Da Costa	PRT	Bronze	Miguel Sardinha	PRT	Bronze	Mercedes AMG GT3	AM	3º	248.276	9	Qualifying - 1
19	11	Ratón Racing	ITA	Edoardo Liberati	ITA	Silver	Kang Ling	CHN	Silver	Lamborghini Huracan GT3	PRO	11º	247.707	19	Free Practice 1
20	12	Sports and You	PRT	Marcio Basso	BRA	Bronze	Nonô Figueiredo	BRA	Bronze	Mercedes AMG GT3	AM	4º	247.140	10	Free Practice 2
21	16	Drivex School	ESP	Marcelo Hahn	BRA	Bronze	Allam Khodair	BRA	Gold	Mercedes AMG GT3	PROAM	6º	247.140	8	Free Practice 2
22	25	FF Corse	GBR	Ivor Dunbar	GBR	Bronze	Johnny Mowlem	GBR	Gold	Ferrari 488 GT3	PROAM	7º	247.140	3	Free Practice 1
23	30	Lee Mowle	GBR	Ryan Ratcliffe	GBR	Silver	Phil Keen	GBR	Gold	Mercedes AMG GT3	PRO	12º	247.140	31	RACE - 1
24	8	AF Corse	ITA	Piergiuseppe Perazzini	ITA	Bronze	Marco Cioci	ITA	Gold	Ferrari 488 GT3	PROAM	8º	246.576	3	Qualifying - 1





**Silverstone
International GT Open
Qualifying - 2**

Weather Report

03/09/2017

Track Status DRY

