


**Hungaroring**  
**International GT Open**  
**Private test - 1**  
**Provisional Results**



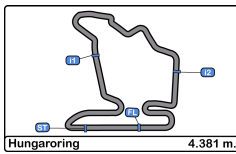
Cls	Nº	Entrant/Team	Nat	Driver 1	Nat	Driver 2	Nat	Vehicle	Cat	Cls	Laps	Best	Time	Gap	Interval	Km/h		
1	71	Luzich Racing	USA	Alexander West	SWE	Bronze	Michele Rugolo	ITA	Gold	Ferrari 488 GT3	PROAM	1	22	<b>20</b>	<b>1:45.423</b>		149.6	
2	90	Target Racing	ITA	Alberto Di Folco	ITA	Silver	Stefano Costantini	ITA	Bronze	Lamborghini Huracan GT3	PROAM	2	19	<b>16</b>	<b>1:45.495</b>	0.072	0.072	149.5
3	20	SPS Automotive Performance	DEU	Valentin Pierburg	DEU	Bronze	Tom Onslow-Cole	GBR	Gold	Mercedes AMG GT3	PROAM	3	18	<b>14</b>	<b>1:45.525</b>	0.102	0.030	149.4
4	9	ARC Bratislava	SVK	Miro Konôpka	SVK	Bronze	Zdeno Mikulasko	SVK	Bronze	Lamborghini Huracan GT3	AM	1	9	<b>7</b>	<b>1:45.741</b>	0.318	0.216	149.1
5	5	Olimp Racing	POL	Stanislaw Jedlinski	POL	Bronze			AM	Audi R8 LMS	AM	2	16	<b>7</b>	<b>1:45.892</b>	0.469	0.151	148.9
6	16	Drivex School	ESP	Marcelo Hahn	BRA	Bronze	Allam Khodair	BRA	Gold	Mercedes AMG GT3	PROAM	4	21	<b>15</b>	<b>1:46.225</b>	0.802	0.333	148.4
7	28	Daiko Lazarus Racing	ITA	Toby Sowery	GBR	Silver	Giuseppe Cipriani	ITA	Bronze	Lamborghini Huracan GT3	PROAM	5	24	<b>22</b>	<b>1:46.327</b>	0.904	0.102	148.3
8	77	Olimp Racing	POL	Marcin Jedlinski	POL	Bronze	Mateusz Lisowski	POL	Silver	Audi R8 LMS	PROAM	6	3	<b>2</b>	<b>1:46.428</b>	1.005	0.101	148.1
9	19	Imperiale Racing	ITA	Jiatong Liang	CHN	Bronze	Raffaele Giammaria	ITA	Gold	Lamborghini Huracan GT3	PROAM	7	22	<b>18</b>	<b>1:46.578</b>	1.155	0.150	147.9
10	74	HTP Motorsport / MS Racing	AUT	Alexander Hrachowina	AUT	Bronze	Martin Konrad	AUT	Bronze	Mercedes AMG GT3	AM	3	23	<b>5</b>	<b>1:46.615</b>	1.192	0.037	147.9
11	6	Vincenzo Sospiri Racing	ITA	Giulio Borlenghi	BRA	Bronze	Andrzej Lewandowski	POL	Bronze	Lamborghini Huracan GT3	AM	4	21	<b>17</b>	<b>1:47.052</b>	1.629	0.437	147.3
12	96	Optimum Motorsport	GBR	Bradley Ellis	GBR	Silver	Oliver Wilkinson	GBR	Bronze	Audi R8 LMS	PROAM	8	24	<b>19</b>	<b>1:47.196</b>	1.773	0.144	147.1
13	41	Drivex School	ESP	"Caca Bueno"	BRA	Platinum	Ricardo Baptista	BRA	Bronze	Mercedes AMG GT3	PROAM	9	21	<b>15</b>	<b>1:47.561</b>	2.138	0.365	146.6
14	333	Rinaldi Racing	DEU	Rinat Salikhov	RUS	Bronze	David Perel	ZAF	Silver	Ferrari 488 GT3	PROAM	10	23	<b>20</b>	<b>1:48.214</b>	2.791	0.653	145.7
15	66	Vincenzo Sospiri Racing	ITA	Giulio Borlenghi	BRA	Bronze	Andrzej Lewandowski	POL	Bronze	Lamborghini Huracan GT3	AM	5	21	<b>11</b>	<b>1:48.276</b>	2.853	0.062	145.6
16	7	RACE / BMW Team Teo Martín	ESP	Márcio Basso	BRA	Bronze	Thiago Marques	BRA	Bronze	BMW M6 GT3	AM	6	13	<b>12</b>	<b>1:49.465</b>	4.042	1.189	144.0

Published at:.....

Track Temp: **45.6 °C**    Air Temp: **29.2 °C**    Humidity: **43 %**    Track Status: **DRY**

<b>Stewards:</b>	<b>Race Director:</b>	<b>Timekeeper:</b> 
------------------	-----------------------	--





**Hungaroring**  
**International GT Open**  
**Private test - 1**  
**Provisional Results by Class**



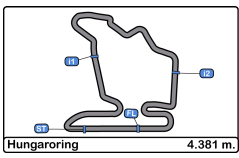
Cls	Nº	Entrant/Team	Nat	Driver 1	Nat	Status	Driver 2	Nat	Status	Vehicle	Cat	Cls	Laps	Best	Time	Gap	Interval	Km/h	
<b>PROAM</b>																			
1	71	Luzich Racing	USA	Alexander West	SWE	Bronze	Michele Rugolo	ITA	Gold	Ferrari 488 GT3	PROAM	1	22	20	1:45.423			149.6	
2	90	Target Racing	ITA	Alberto Di Folco	ITA	Silver	Stefano Costantini	ITA	Bronze	Lamborghini Huracan GT3	PROAM	2	19	16	1:45.495	0.072	0.072	149.5	
3	20	SPS Automotive Performance	DEU	Valentin Pierburg	DEU	Bronze	Tom Onslow-Cole	GBR	Gold	Mercedes AMG GT3	PROAM	3	18	14	1:45.525	0.102	0.030	149.4	
4	16	Drivex School	ESP	Marcelo Hahn	BRA	Bronze	Allam Khodair	BRA	Gold	Mercedes AMG GT3	PROAM	4	21	15	1:46.225	0.802	0.700	148.4	
5	28	Daiko Lazarus Racing	ITA	Toby Sowery	GBR	Silver	Giuseppe Cipriani	ITA	Bronze	Lamborghini Huracan GT3	PROAM	5	24	22	1:46.327	0.904	0.102	148.3	
6	77	Olimp Racing	POL	Marcin Jedlinski	POL	Bronze	Mateusz Lisowski	POL	Silver	Audi R8 LMS	PROAM	6	3	2	1:46.428	1.005	0.101	148.1	
7	19	Imperiale Racing	ITA	Jiatong Liang	CHN	Bronze	Raffaele Giammaria	ITA	Gold	Lamborghini Huracan GT3	PROAM	7	22	18	1:46.578	1.155	0.150	147.9	
8	96	Optimum Motorsport	GBR	Bradley Ellis	GBR	Silver	Oliver Wilkinson	GBR	Bronze	Audi R8 LMS	PROAM	8	24	19	1:47.196	1.773	0.618	147.1	
9	41	Drivex School	ESP	"Caca Bueno"	BRA	Platinum	Ricardo Baptista	BRA	Bronze	Mercedes AMG GT3	PROAM	9	21	15	1:47.561	2.138	0.365	146.6	
10	333	Rinaldi Racing	DEU	Rinat Salikhov	RUS	Bronze	David Perel	ZAF	Silver	Ferrari 488 GT3	PROAM	10	23	20	1:48.214	2.791	0.653	145.7	
<b>AM</b>																			
1	9	ARC Bratislava	SVK	Miro Konôpka	SVK	Bronze	Zdeno Mikulasko	SVK	Bronze	Lamborghini Huracan GT3	AM	1	9	7	1:45.741			149.1	
2	5	Olimp Racing	POL	Stanislaw Jedlinski	POL	Bronze				Audi R8 LMS	AM	2	16	7	1:45.892	0.151	0.151	148.9	
3	74	HTP Motorsport / MS Racing	AUT	Alexander Hrachowina	AUT	Bronze	Martin Konrad	AUT	Bronze	Mercedes AMG GT3	AM	3	23	5	1:46.615	0.874	0.723	147.9	
4	6	Vincenzo Sospiri Racing	ITA	Giulio Borlenghi	BRA	Bronze	Andrzej Lewandowski	POL	Bronze	Lamborghini Huracan GT3	AM	4	21	17	1:47.052	1.311	0.437	147.3	
5	66	Vincenzo Sospiri Racing	ITA	Giulio Borlenghi	BRA	Bronze	Andrzej Lewandowski	POL	Bronze	Lamborghini Huracan GT3	AM	5	21	11	1:48.276	2.535	1.224	145.6	
6	7	RACE / BMW Team Teo Martin	ESP	Márcio Basso	BRA	Bronze	Thiago Marques	BRA	Bronze	BMW M6 GT3	AM	6	13	12	1:49.465	3.724	1.189	144.0	

Published at:.....

Track Temp: 45.6 °C    Air Temp: 29.2 °C    Humidity: 43 %    Track Status: DRY

<b>Stewards:</b>	<b>Race Director:</b>	<b>Timekeeper:</b>
------------------	-----------------------	--------------------





**Hungaroring**  
**International GT Open**  
**Private test - 1**  
**Lap Analysis**



**5** 1 Stanislaw Jedlinski Audi R8 LMS  
AM 2 Olimp Racing

Lap	D	Time	Sector 1	Sector 2	Sector 3	T. Spd	Elapsed
1		12:16:11.388	12:14:52.640	46.156	32.592		12:16:11.388
2		2:01.629	42.935	44.008	34.686	221.7	12:18:13.017
3		2:13.319 P	40.647	46.115	46.557	222.6	12:20:26.336
4		12:05.662	10:53.745	41.706	30.211		12:32:31.998
5		1:47.079	37.922	39.180	29.977	226.4	12:34:19.077
6		1:46.570	37.588	39.352	29.630	227.8	12:36:05.647
7		1:45.892	37.545	39.015	29.332	227.8	12:37:51.539
8		1:47.640	37.991	39.958	29.691	228.8	12:39:39.179
9		1:46.957	37.653	39.803	29.501	228.8	12:41:26.136
10		1:46.228	37.677	38.932	29.619	227.3	12:43:12.364
11		1:46.037	37.640	38.771	29.626	227.3	12:44:58.401
12		1:56.156 P	37.597	40.627	37.932	227.8	12:46:54.557
13		3:55.561	2:46.590	39.426	29.545		12:50:50.118
14		1:46.703	37.801	39.108	29.794	227.8	12:52:36.821
15		1:46.209	37.738	38.974	29.497	226.4	12:54:23.030
16		2:02.534 P	37.886	49.545	35.103	226.8	12:56:25.564

**6** 1 Giulio Borlenghi Lamborghini Huracan GT3  
AM 2 Andrzej Lewandowski Vincenzo Sospiri Racing

Lap	D	Time	Sector 1	Sector 2	Sector 3	T. Spd	Elapsed
1		12:11:26.848	12:10:09.468	45.683	31.697		12:11:26.848
2		1:51.039	39.173	41.788	30.078	226.4	12:13:17.887
3		1:52.791	38.344	43.894	30.553	228.3	12:15:10.678
4		1:49.501	38.439	41.040	30.022	228.8	12:17:00.179
5		1:49.712	38.734	40.801	30.177	227.3	12:18:49.891
6		2:11.729 P	37.845	46.642	47.242	229.2	12:21:01.620
7		7:21.027	6:08.505	40.671	31.851		12:28:22.647
8		1:47.304	37.913	39.736	29.655	228.8	12:30:09.951
9		1:48.760	38.497	40.104	30.159	227.8	12:31:58.711
10		1:47.767	37.832	39.725	30.210	228.3	12:33:46.478
11		1:48.446	37.935	40.581	29.930	229.2	12:35:34.924
12		1:47.850	38.176	40.043	29.631	229.7	12:37:22.774
13		1:47.749	38.076	39.928	29.745	230.2	12:39:10.523
14		1:58.593 P	38.084	40.195	40.314	230.2	12:41:09.116
15		7:38.475	6:26.498	41.479	30.498		12:48:47.591
16		1:48.009	37.828	39.848	30.333	228.8	12:50:35.600
17		1:47.052	37.658	39.725	29.669	229.2	12:52:22.652
18		1:47.839	38.081	39.896	29.862	228.8	12:54:10.491
19		1:47.739	38.295	39.499	29.945	228.3	12:55:58.230
20		1:47.598	37.840	39.838	29.920	227.3	12:57:45.828
21		1:55.479 P	37.605	39.910	37.964	230.2	12:59:41.307

**7** 1 Márcio Basso BMW M6 GT3  
AM 2 Thiago Marques RACE / BMW Team Teo Martín

Lap	D	Time	Sector 1	Sector 2	Sector 3	T. Spd	Elapsed
1		12:08:01.696 P	12:06:37.007	47.408	37.281		12:08:01.696
2		3:32.959	2:18.266	42.781	31.912		12:11:34.655
3		1:54.508	40.504	42.392	31.612	225.9	12:13:29.163
4		1:54.017	40.084	42.351	31.582	227.8	12:15:23.180
5		1:53.471	39.974	42.136	31.361	227.3	12:17:16.651
6		4:47.927 P	39.704	41.891	3:26.332	227.8	12:22:04.578
7		29:18.164	28:02.285	43.853	32.026		12:51:22.742
8		1:52.250	39.703	41.710	30.837	225.4	12:53:14.992
9		1:51.030	39.108	41.118	30.804	226.4	12:55:06.022
10		1:50.894	39.561	40.793	30.540	212.1	12:56:56.916
11		1:49.541	38.433	40.776	30.332	228.3	12:58:46.457
12		1:49.465	38.609	40.529	30.327	229.2	13:00:35.922
13		1:54.627 P	38.861	40.681	35.085	227.8	13:02:30.549

**9** 1 Miro Konôpka Lamborghini Huracan GT3  
AM 2 Zdeno Mikulasko ARC Bratislava

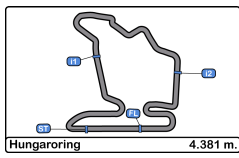
Lap	D	Time	Sector 1	Sector 2	Sector 3	T. Spd	Elapsed
1		12:29:51.446	12:28:40.937	40.819	29.690		12:29:51.446
2		1:47.298	38.283	39.545	29.470	228.8	12:31:38.744
3		1:53.378 P	37.959	40.265	35.154	230.2	12:33:32.122
4		5:27.338	4:16.808	39.628	30.902		12:38:59.460
5		1:46.071	37.852	39.091	29.128	231.2	12:40:45.531
6		1:46.734	37.509	39.376	29.849	231.7	12:42:32.265
7		1:45.741	37.349	39.129	29.263	230.2	12:44:18.006
8		1:45.917	37.374	39.209	29.334	230.7	12:46:03.923
9		1:54.022 P	38.659	41.131	34.232	230.2	12:47:57.945

**16** 1 Marcelo Hahn Mercedes AMG GT3  
PROAM 2 Allam Khodair Drivex School

Lap	D	Time	Sector 1	Sector 2	Sector 3	T. Spd	Elapsed
1		12:09:08.894	12:07:51.897	45.452	31.545		12:09:08.894
2		1:51.760	39.011	41.957	30.792	227.3	12:11:00.654
3		1:50.390	38.988	40.846	30.556	228.8	12:12:51.044
4		1:49.647	38.391	40.560	30.696	228.8	12:14:40.691
5		1:50.590	38.970	41.015	30.605	230.2	12:16:31.281
6		1:48.942	38.705	40.110	30.127	232.2	12:18:20.223
7		2:08.456 P	38.527	41.846	48.083	231.7	12:20:28.679
8		8:31.198	7:21.903	39.706	29.589		12:28:59.877
9		1:46.543	37.979	39.187	29.377	228.8	12:30:46.420
10		1:49.992	38.219	42.187	29.586	231.2	12:32:36.412
11		1:47.344	38.086	39.803	29.455	229.7	12:34:23.756
12		2:17.500 P	37.507	1:00.976	39.017	231.7	12:36:41.256
13		5:40.829	4:32.148	39.271	29.410		12:42:22.085
14		1:46.970	37.950	39.593	29.427	231.2	12:44:09.055
15		1:46.225	37.417	39.367	29.441	231.7	12:45:55.280
16		1:55.610 P	38.213	41.175	36.222	231.2	12:47:50.890
17		5:15.356	4:06.412	39.195	29.749		12:53:06.246
18		1:46.783	37.825	39.617	29.341	230.2	12:54:53.029
19		1:47.569	38.072	39.585	29.912	229.7	12:56:40.598
20		1:49.657	38.539	41.920	29.198	230.2	12:58:30.255
21		1:53.794 P	38.589	40.770	34.435	231.2	13:00:24.049





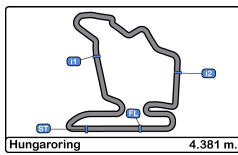


**Hungaroring**  
**International GT Open**  
**Private test - 1**  
**Lap Analysis**



66							74								
1 Giulio Borlenghi			Lamborghini Huracan GT3				1 Alexander Hrachowina			Mercedes AMG GT3					
AM			2 Andrzej Lewandowski				AM			2 Martin Konrad					
			Vincenzo Sospiri Racing							HTP Motorsport / MS Racing					
Lap	D	Time	Sector 1	Sector 2	Sector 3	T. Spd	Elapsed	Lap	D	Time	Sector 1	Sector 2	Sector 3	T. Spd	Elapsed
1		12:11:52.972	12:10:36.924	44.425	31.623		12:11:52.972	1		12:08:40.632	12:07:30.522	40.303	29.807		12:08:40.632
2		1:54.054	40.032	42.751	31.271	225.9	12:13:47.026	2		1:46.876	38.705	38.885	29.286	228.3	12:10:27.508
3		1:51.194	39.384	41.201	30.609	226.8	12:15:38.220	3		1:47.664	38.463	39.679	29.522	228.8	12:12:15.172
4		1:49.749	38.324	40.855	30.570	229.2	12:17:27.969	4		1:46.773	37.752	39.210	29.811	229.2	12:14:01.945
5		1:49.073	38.206	40.328	30.539	229.7	12:19:17.042	5		1:46.615	37.719	39.359	29.537	229.7	12:15:48.560
6		2:19.127 P	44.895	51.014	43.218	229.2	12:21:36.169	6		1:47.207	38.122	39.485	29.600	230.7	12:17:35.767
7		6:34.128	5:21.973	41.526	30.629		12:28:10.297	7		1:56.722 P	37.974	39.050	39.698	230.2	12:19:32.489
8		1:49.179	38.175	40.956	30.048	228.8	12:29:59.476	8		8:20.961	7:07.562	42.685	30.714		12:27:53.450
9		1:52.108	38.453	40.440	33.215	228.3	12:31:51.584	9		1:50.881	39.322	41.257	30.302	230.7	12:29:44.331
10		1:50.117	38.484	41.333	30.300	228.3	12:33:41.701	10		1:49.647	38.499	40.684	30.464	229.2	12:31:33.978
11		1:48.276	38.161	40.004	30.111	229.2	12:35:29.977	11		1:51.639	38.607	40.946	32.086	230.7	12:33:25.617
12		1:49.310	37.927	40.200	31.183	229.7	12:37:19.287	12		1:49.727	38.334	40.897	30.496	230.2	12:35:15.344
13		1:48.343	38.235	40.050	30.058	230.7	12:39:07.630	13		1:48.772	38.473	40.578	29.721	231.7	12:37:04.116
14		1:52.455 P	38.142	40.607	33.706	230.2	12:41:00.085	14		1:49.179	38.371	40.790	30.018	231.7	12:38:53.295
15		6:49.098	5:32.363	43.482	33.253		12:47:49.183	15		1:56.214 P	38.547	40.611	37.056	232.2	12:40:49.509
16		1:49.774	39.030	40.887	29.857	228.8	12:49:38.957	16		7:29.009	6:17.755	41.466	29.788		12:48:18.518
17		1:48.466	37.979	40.291	30.196	230.2	12:51:27.423	17		1:48.799	38.308	40.492	29.999	232.2	12:50:07.317
18		1:48.995	38.156	40.592	30.247	229.7	12:53:16.418	18		1:48.217	38.018	40.321	29.878	232.2	12:51:55.534
19		1:49.794	38.411	40.789	30.594	228.8	12:55:06.212	19		1:49.227	38.579	40.470	30.178	229.7	12:53:44.761
20		1:48.277	38.112	40.180	29.985	226.4	12:56:54.489	20		1:49.083	39.278	40.107	29.698	230.7	12:55:33.844
21		2:04.072 P	38.932	40.155	44.985	228.3	12:58:58.561	21		1:48.701	38.379	40.381	29.941	230.2	12:57:22.545
								22		1:48.758	38.114	40.527	30.117	231.7	12:59:11.303
								23		1:54.129 P	38.093	41.673	34.363	230.7	13:01:05.432
71							77								
1 Alexander West			Ferrari 488 GT3				1 Marcin Jedlinski			Audi R8 LMS					
PROAM			2 Michele Rugolo				PROAM			2 Mateusz Lisowski					
			Luzich Racing							Olimp Racing					
Lap	D	Time	Sector 1	Sector 2	Sector 3	T. Spd	Elapsed	Lap	D	Time	Sector 1	Sector 2	Sector 3	T. Spd	Elapsed
1		12:08:44.529	12:07:26.517	43.537	34.475		12:08:44.529	1		12:14:26.523	12:13:16.643	39.656	30.224		12:14:26.523
2		1:48.959	38.607	40.544	29.808	226.4	12:10:33.488	2		1:46.428	37.979	38.790	29.659	227.3	12:16:12.951
3		1:47.906	38.134	39.823	29.949	227.3	12:12:21.394	3		1:46.825	37.891	39.350	29.584	229.7	12:17:59.776
4		1:47.881	38.531	39.622	29.728	227.8	12:14:09.275	4			37.548	4:48.854		228.8	
5		1:47.716	38.183	39.634	29.899	228.3	12:15:56.991								
6		1:47.911	38.128	39.914	29.869	229.7	12:17:44.902								
7		1:47.700	38.305	39.342	30.053	229.7	12:19:32.602								
8		2:10.751 P	41.465	45.050	44.236	228.8	12:21:43.353								
9		6:31.749	5:22.336	39.615	29.798		12:28:15.102								
10		1:47.267	38.290	39.308	29.669	229.2	12:30:02.369								
11		1:47.410	38.105	39.512	29.793	228.3	12:31:49.779								
12		1:47.245	37.929	39.455	29.861	228.8	12:33:37.024								
13		1:48.411	38.234	40.504	29.673	229.7	12:35:25.435								
14		1:51.123	38.218	39.754	33.151	231.2	12:37:16.558								
15		1:59.767 P	38.253	40.684	40.830	230.2	12:39:16.325								
16		4:19.249	3:09.534	40.043	29.672		12:43:35.574								
17		1:46.037	37.485	39.057	29.495	229.7	12:45:21.611								
18		1:55.193 P	37.982	41.038	36.173	229.7	12:47:16.804								
19		5:37.227	4:25.875	40.349	31.003		12:52:54.031								
20		1:45.423	37.615	38.633	29.175	228.8	12:54:39.454								
21		1:45.484	37.371	38.995	29.118	228.8	12:56:24.938								
22		1:56.149 P	37.496	42.262	36.391	229.2	12:58:21.087								
90							90								
1 Alberto Di Folco			Lamborghini Huracan GT3				1 Stefano Costantini			Target Racing					
PROAM			2 Stefano Costantini				PROAM			2 Stefano Costantini					
Lap	D	Time	Sector 1	Sector 2	Sector 3	T. Spd	Elapsed	Lap	D	Time	Sector 1	Sector 2	Sector 3	T. Spd	Elapsed
1		12:07:46.914	12:06:35.185	41.546	30.183		12:07:46.914	1		12:07:46.914	12:06:35.185	41.546	30.183		12:07:46.914
2		1:49.284	38.608	40.326	30.350	224.0	12:09:36.198	2		1:49.284	38.608	40.326	30.350	224.0	12:09:36.198
3		1:48.898	38.404	40.676	29.818	226.4	12:11:25.096	3		1:48.898	38.404	40.676	29.818	226.4	12:11:25.096
4		1:48.467	38.409	40.068	29.990	227.8	12:13:13.563	4		1:48.467	38.409	40.068	29.990	227.8	12:13:13.563
5		1:48.893	38.822	40.305	29.766	228.8	12:15:02.456	5		1:48.893	38.822	40.305	29.766	228.8	12:15:02.456
6		1:47.879	38.176	39.875	29.828	229.2	12:16:50.335	6		1:47.879	38.176	39.875	29.828	229.2	12:16:50.335
7		2:03.210 P	38.539	39.846	44.825	230.2	12:18:53.545	7		2:03.210 P	38.539	39.846	44.825	230.2	12:18:53.545
8		10:15.028	9:04.971	40.370	29.687		12:29:08.573	8		10:15.028	9:04.971	40.370	29.687		12:29:08.573
9		1:48.136	38.496	40.022	29.618	226.8	12:30:56.709	9		1:48.136	38.496	40.022	29.618	226.8	12:30:56.709
10		1:47.136	37.971	39.662	29.503	228.3	12:32:43.845	10		1:47.136	37.971	39.662	29.503	228.3	12:32:43.845
11		1:47.746	38.377	39.536	29.833	228.3	12:34:31.591	11		1:47.746	38.377	39.536	29.833	228.3	12:34:31.591
12		1:46.856	37.887	39.466	29.503	229.2	12:36:18.447	12		1:46.856	37.887	39.466	29.503	229.2	12:36:18.447
13		1:58.734 P	37.554	41.402	39.778	230.2	12:38:17.181	13		1:58.734 P	37.554	41.402	39.778	230.2	12:38:17.181
14		6:27.040	5:18.114	39.180	29.746		12:44:44.221	14		6:27.040	5:18.114	39.180	29.746		12:44:44.221
15		1:54.058	37.214	47.725	29.119	229.2	12:46:38.279	15		1:54.058	37.214	47.725	29.119	229.2	12:46:38.279
16		1:45.495	37.561	38.960	28.974	230.2	12:48:23.774	16		1:45.495	37.561	38.960	28.974	230.2	12:48:23.774
17		1:53.032 P	37.099	38.828	37.105	231.2	12:50:16.806	17		1:53.032 P	37.099	38.828	37.105	231.2	12:50:16.806
18		6:31.912	5:22.794	39.705	29.413		12:56:48.718	18		6:31.912	5:22.794	39.705	29.413		12:56:48.718
19		1:55.106 P	37.281	39.237	38.588	229.7	12:58:43.824	19		1:55.106 P	37.281	39.237	38.588	229.7	12:58:43.824





# Hungaroring International GT Open Private test - 1 Lap Analysis



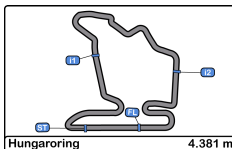
**96** 1 Bradley Ellis Audi R8 LMS  
PROAM 2 Oliver Wilkinson Optimum Motorsport

Lap	D	Time	Sector 1	Sector 2	Sector 3	T. Spd	Elapsed
1		12:10:43.505	12:09:21.702	47.951	33.852		12:10:43.505
2		2:00.520	42.947	44.308	33.265	226.8	12:12:44.025
3		1:56.483	40.403	44.628	31.452	228.8	12:14:40.508
4		1:56.622	40.872	44.314	31.436	195.6	12:16:37.130
5		1:54.426	40.281	43.330	30.815	234.7	12:18:31.556
6		2:16.920 P	38.257	48.327	50.336	235.2	12:20:48.476
7		7:04.004	5:50.407	42.618	30.979		12:27:52.480
8		1:51.040	38.505	41.674	30.861	234.7	12:29:43.520
9		1:49.942	38.233	40.893	30.816	233.2	12:31:33.462
10		1:48.785	37.948	40.507	30.330	233.7	12:33:22.247
11		1:50.576	37.903	42.042	30.631	234.7	12:35:12.823
12		1:49.857	38.298	41.191	30.368	236.3	12:37:02.680
13		1:49.946	38.223	40.962	30.761	235.2	12:38:52.626
14		1:49.656	38.256	41.103	30.297	236.3	12:40:42.282
15		1:51.089	38.100	41.299	31.690	235.8	12:42:33.371
16		2:00.545 P	39.732	43.207	37.606	235.8	12:44:33.916
17		5:44.757	4:30.325	43.578	30.854		12:50:18.673
18		1:47.804	37.850	39.894	30.060	233.7	12:52:06.477
19		<b>1:47.196</b>	<b>37.638</b>	<b>39.661</b>	<b>29.897</b>	235.2	12:53:53.673
20		1:50.036	37.899	41.542	30.595	234.2	12:55:43.709
21		1:48.222	37.929	40.273	30.020	234.7	12:57:31.931
22		1:52.467	38.819	41.496	32.152	235.2	12:59:24.398
23		1:51.925	38.647	42.576	30.702	233.2	13:01:16.323
24		2:08.373 P	38.899	49.537	39.937	234.7	13:03:24.696

**333** 1 Rinat Salikhov Ferrari 488 GT3  
PROAM 2 David Perel Rinaldi Racing

Lap	D	Time	Sector 1	Sector 2	Sector 3	T. Spd	Elapsed
1		12:08:56.645	12:07:39.811	45.176	31.658		12:08:56.645
2		1:56.975	40.380	45.824	30.771	225.0	12:10:53.620
3		1:52.029	39.034	42.282	30.713	226.8	12:12:45.649
4		1:52.353	39.295	42.365	30.693	227.3	12:14:38.002
5		1:52.614	39.496	42.465	30.653	227.3	12:16:30.616
6		1:51.886	39.976	41.387	30.523	228.8	12:18:22.502
7		2:09.251 P	38.808	46.548	43.895	230.2	12:20:31.753
8		7:02.366	5:48.720	43.110	30.536		12:27:34.119
9		1:49.860	38.653	41.245	29.962	228.3	12:29:23.979
10		1:49.778	38.577	40.985	30.216	227.8	12:31:13.757
11		1:51.358	38.688	41.551	31.119	228.3	12:33:05.115
12		1:49.795	38.679	40.811	30.305	228.8	12:34:54.910
13		1:48.904	38.277	<b>40.293</b>	30.334	229.7	12:36:43.814
14		1:49.916	38.675	41.028	30.213	227.8	12:38:33.730
15		1:49.964	38.394	40.804	30.766	229.7	12:40:23.694
16		1:57.258 P	38.693	42.271	36.294	229.2	12:42:20.952
17		4:06.591	2:56.204	40.501	29.886		12:46:27.543
18		1:48.763	38.189	40.294	30.280	228.8	12:48:16.306
19		1:48.733	38.262	40.378	30.093	229.7	12:50:05.039
20		<b>1:48.214</b>	<b>37.997</b>	40.375	<b>29.842</b>	231.2	12:51:53.253
21		1:51.205	38.115	42.072	31.018	229.7	12:53:44.458
22		1:51.120	40.178	40.705	30.237	229.2	12:55:35.578
23		1:57.114 P	38.978	41.420	36.716	229.7	12:57:32.692



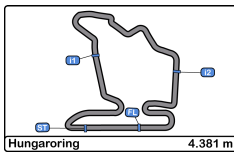


**Hungaroring**  
**International GT Open**  
**Private test - 1**  
**Best Sectors Results**



Sector - 1				Sector - 2				Sector - 3				Ideal Lap vs Best Lap				
Clas	Nº	Driver	Time	Nº	Driver	Time	Nº	Driver	Time	Clas	Nº	Driver	Ideal Lap	Best Lap	Clas	
1	90	Di Folco - Costantini	37.099	71	West - Rugolo	38.633	90	Di Folco - Costantini	28.974	1	90	Di Folco - Costantini	1:44.901	1:45.495	2	
2	28	Sowery - Cipriani	37.156	20	Pierburg - Onslow-Cole	38.721	71	West - Rugolo	29.118	2	71	West - Rugolo	1:45.122	1:45.423	1	
3	9	Konôpka - Mikulasko	37.349	5	Stanislaw Jedlinski	38.771	9	Konôpka - Mikulasko	29.128	3	20	Pierburg - Onslow-Cole	1:45.473	1:45.525	3	
4	71	West - Rugolo	37.371	77	Jedlinski - Lisowski	38.790	16	Hahn - Khodair	29.198	4	9	Konôpka - Mikulasko	1:45.568	1:45.741	4	
5	16	Hahn - Khodair	37.417	90	Di Folco - Costantini	38.828	20	Pierburg - Onslow-Cole	29.281	5	5	Stanislaw Jedlinski	1:45.648	1:45.892	5	
6	20	Pierburg - Onslow-Cole	37.471	74	Hrachowina - Konrad	38.885	74	Hrachowina - Konrad	29.286	6	16	Hahn - Khodair	1:45.802	1:46.225	6	
7	5	Stanislaw Jedlinski	37.545	9	Konôpka - Mikulasko	39.091	5	Stanislaw Jedlinski	29.332	7	28	Sowery - Cipriani	1:45.878	1:46.327	7	
8	77	Jedlinski - Lisowski	37.548	16	Hahn - Khodair	39.187	19	Liang - Giammaria	29.369	8	74	Hrachowina - Konrad	1:45.890	1:46.615	10	
9	6	Borlenghi - Lewandowski	37.605	28	Sowery - Cipriani	39.283	28	Sowery - Cipriani	29.439	9	77	Jedlinski - Lisowski	1:45.922	1:46.428	8	
10	96	Ellis - Wilkinson	37.638	19	Liang - Giammaria	39.286	77	Jedlinski - Lisowski	29.584	10	19	Liang - Giammaria	1:46.578	1:46.578	9	
11	74	Hrachowina - Konrad	37.719	6	Borlenghi - Lewandowski	39.499	6	Borlenghi - Lewandowski	29.631	11	6	Borlenghi - Lewandowski	1:46.735	1:47.052	11	
12	41	Bueno" - Baptista	37.882	41	Bueno" - Baptista	39.571	41	Bueno" - Baptista	29.771	12	96	Ellis - Wilkinson	1:47.196	1:47.196	12	
13	19	Liang - Giammaria	37.923	96	Ellis - Wilkinson	39.661	333	Salikhov - Perel	29.842	13	41	Bueno" - Baptista	1:47.224	1:47.561	13	
14	66	Borlenghi - Lewandowski	37.927	66	Borlenghi - Lewandowski	40.004	66	Borlenghi - Lewandowski	29.857	14	66	Borlenghi - Lewandowski	1:47.788	1:48.276	15	
15	333	Salikhov - Perel	37.997	333	Salikhov - Perel	40.293	96	Ellis - Wilkinson	29.897	15	333	Salikhov - Perel	1:48.132	1:48.214	14	
16	7	Basso - Marques	38.433	7	Basso - Marques	40.529	7	Basso - Marques	30.327	16	7	Basso - Marques	1:49.289	1:49.465	16	





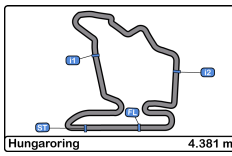
**Hungaroring**  
**International GT Open**  
**Private test - 1**  
**Best 5 Lap Times**



Cl	Nº	Entrant/Team	Nat	Driver 1	Nat	Status	Driver 2	Nat	Status	Vehicle	Cat	Cl	Best 1		Best 2		Best 3		Best 4		Best 5		
													Time	Lap	Time	Lap	Time	Lap	Time	Lap	Time	Lap	
1	71	Luzich Racing	USA	Alexander West	SWE	Bronze	Michele Rugolo	ITA	Gold	Ferrari 488 GT3	PROAM	1	1:45.423	20	1:45.484	21	1:46.037	17	1:47.245	12	1:47.267	10	
2	90	Target Racing	ITA	Alberto Di Folco	ITA	Silver	Stefano Costantini	ITA	Bronze	Lamborghini Huracan GT3	PROAM	2	1:45.495	16	1:46.856	12	1:47.136	10	1:47.746	11	1:47.879	6	
3	20	SPS Automotive Performance	DEU	Valentin Pierburg	DEU	Bronze	Tom Onslow-Cole	GBR	Gold	Mercedes AMG GT3	PROAM	3	1:45.525	14	1:46.150	16	1:46.406	17	1:46.428	15	1:48.138	11	
4	9	ARC Bratislava	SVK	Miro Konôpka	SVK	Bronze	Zdeno Mikulasko	SVK	Bronze	Lamborghini Huracan GT3	AM	1	1:45.741	7	1:45.917	8	1:46.071	5	1:46.734	6	1:47.298	2	
5	5	Olimp Racing	POL	Stanislaw Jedlinski	POL	Bronze				Audi R8 LMS	AM	2	1:45.892	7	1:46.037	11	1:46.209	15	1:46.228	10	1:46.570	6	
6	16	Drivex School	ESP	Marcelo Hahn	BRA	Bronze	Allam Khodair	BRA	Gold	Mercedes AMG GT3	PROAM	4	1:46.225	15	1:46.543	9	1:46.783	18	1:46.970	14	1:47.344	11	
7	28	Daiko Lazarus Racing	ITA	Toby Sowery	GBR	Silver	Giuseppe Cipriani	ITA	Bronze	Lamborghini Huracan GT3	PROAM	5	1:46.327	22	1:46.630	19	1:46.743	16	1:46.848	18	1:46.919	17	
8	77	Olimp Racing	POL	Marcin Jedlinski	POL	Bronze	Mateusz Lisowski	POL	Silver	Audi R8 LMS	PROAM	6	1:46.428	2	1:46.825	3							
9	19	Imperiale Racing	ITA	Jiatong Liang	CHN	Bronze	Raffaele Giammaria	ITA	Gold	Lamborghini Huracan GT3	PROAM	7	1:46.578	18	1:46.808	17	1:46.825	16	1:47.527	11	1:47.849	13	
10	74	HTP Motorsport / MS Racing	AUT	Alexander Hrachowina	AUT	Bronze	Martin Konrad	AUT	Bronze	Mercedes AMG GT3	AM	3	1:46.615	5	1:46.773	4	1:46.876	2	1:47.207	6	1:47.664	3	
11	6	Vincenzo Sospiri Racing	ITA	Giulio Borlenghi	BRA	Bronze	Andrzej Lewandowski	POL	Bronze	Lamborghini Huracan GT3	AM	4	1:47.052	17	1:47.304	8	1:47.598	20	1:47.739	19	1:47.749	13	
12	96	Optimum Motorsport	GBR	Bradley Ellis	GBR	Silver	Oliver Wilkinson	GBR	Bronze	Audi R8 LMS	PROAM	8	1:47.196	19	1:47.804	18	1:48.222	21	1:48.785	10	1:49.656	14	
13	41	Drivex School	ESP	"Caca Bueno"	BRA	Platinum	Ricardo Baptista	BRA	Bronze	Mercedes AMG GT3	PROAM	9	1:47.561	15	1:47.657	16	1:48.684	19	1:48.826	17	1:49.104	20	
14	333	Rinaldi Racing	DEU	Rinat Salikhov	RUS	Bronze	David Perel	ZAF	Silver	Ferrari 488 GT3	PROAM	10	1:48.214	20	1:48.733	19	1:48.763	18	1:48.904	13	1:49.778	10	
15	66	Vincenzo Sospiri Racing	ITA	Giulio Borlenghi	BRA	Bronze	Andrzej Lewandowski	POL	Bronze	Lamborghini Huracan GT3	AM	5	1:48.276	11	1:48.277	20	1:48.343	13	1:48.466	17	1:48.995	18	
16	7	RACE / BMW Team Teo Martín	ESP	Márcio Basso	BRA	Bronze	Thiago Marques	BRA	Bronze	BMW M6 GT3	AM	6	1:49.465	12	1:49.541	11	1:50.894	10	1:51.030	9	1:52.250	8	





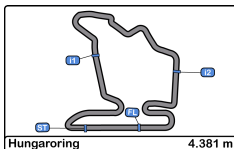


**Hungaroring**  
**International GT Open**  
**Private test - 1**  
**Best 5 Top Speeds**



Cl	Nº	Entrant/Team	Nat	Driver 1	Nat	Status	Driver 2	Nat	Status	Vehicle	Cat	Cl	Top 1		Top 2		Top 3		Top 4		Top 5		Avg
													Km/h	Lap	Km/h	Lap	Km/h	Lap	Km/h	Lap	Km/h	Lap	
1	96	Optimum Motorsport	GBR	Bradley Ellis	GBR	Silver	Oliver Wilkinson	GBR	Bronze	Audi R8 LMS	PROAM	1	236.3	12	236.3	14	235.8	15	235.8	16	235.2	6	235.9
2	16	Drivex School	ESP	Marcelo Hahn	BRA	Bronze	Allam Khodair	BRA	Gold	Mercedes AMG GT3	PROAM	2	232.2	6	231.7	7	231.7	12	231.7	15	231.2	10	231.7
3	74	HTP Motorsport / MS Racing	AUT	Alexander Hrachowina	AUT	Bronze	Martin Konrad	AUT	Bronze	Mercedes AMG GT3	AM	1	232.2	15	232.2	17	232.2	18	231.7	13	231.7	14	232.0
4	9	ARC Bratislava	SVK	Miro Konôpka	SVK	Bronze	Zdeno Mikulasko	SVK	Bronze	Lamborghini Huracan GT3	AM	2	231.7	6	231.2	5	230.7	8	230.2	3	230.2	7	230.8
5	20	SPS Automotive Performance	DEU	Valentin Pierburg	DEU	Bronze	Tom Onslow-Cole	GBR	Gold	Mercedes AMG GT3	PROAM	3	231.7	14	231.7	18	231.2	17	230.7	7	230.7	8	231.2
6	28	Daiko Lazarus Racing	ITA	Toby Sowery	GBR	Silver	Giuseppe Cipriani	ITA	Bronze	Lamborghini Huracan GT3	PROAM	4	231.2	8	231.2	13	231.2	19	230.7	5	230.7	6	231.0
7	71	Luzich Racing	USA	Alexander West	SWE	Bronze	Michele Rugolo	ITA	Gold	Ferrari 488 GT3	PROAM	5	231.2	14	230.2	15	229.7	6	229.7	7	229.7	13	230.1
8	90	Target Racing	ITA	Alberto Di Folco	ITA	Silver	Stefano Costantini	ITA	Bronze	Lamborghini Huracan GT3	PROAM	6	231.2	17	230.2	7	230.2	13	230.2	16	229.7	19	230.3
9	333	Rinaldi Racing	DEU	Rinat Salikhov	RUS	Bronze	David Perel	ZAF	Silver	Ferrari 488 GT3	PROAM	7	231.2	20	230.2	7	229.7	13	229.7	15	229.7	19	230.1
10	19	Imperiale Racing	ITA	Jiatong Liang	CHN	Bronze	Raffaele Giammaria	ITA	Gold	Lamborghini Huracan GT3	PROAM	8	230.7	10	230.7	13	230.2	18	229.2	14	229.2	16	230.0
11	66	Vincenzo Sospiri Racing	ITA	Giulio Borlenghi	BRA	Bronze	Andrzej Lewandowski	POL	Bronze	Lamborghini Huracan GT3	AM	3	230.7	13	230.2	14	230.2	17	229.7	5	229.7	12	230.1
12	6	Vincenzo Sospiri Racing	ITA	Giulio Borlenghi	BRA	Bronze	Andrzej Lewandowski	POL	Bronze	Lamborghini Huracan GT3	AM	4	230.2	13	230.2	14	230.2	21	229.7	12	229.2	6	229.9
13	77	Olimp Racing	POL	Marcin Jedlinski	POL	Bronze	Mateusz Lisowski	POL	Silver	Audi R8 LMS	PROAM	9	229.7	3	228.8	4	227.3	2					228.6
14	7	RACE / BMW Team Teo Martín	ESP	Márcio Basso	BRA	Bronze	Thiago Marques	BRA	Bronze	BMW M6 GT3	AM	5	229.2	12	228.3	11	227.8	4	227.8	6	227.8	13	228.2
15	5	Olimp Racing	POL	Stanislaw Jedlinski	POL	Bronze				Audi R8 LMS	AM	6	228.8	8	228.8	9	227.8	6	227.8	7	227.8	12	228.2



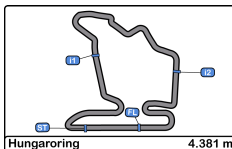


**Hungaroring**  
**International GT Open**  
**Private test - 1**  
**Fastest Laps Sequence**



Lap	Time of Day	Session Time	Nº	Entrant/Team	Nat	Driver 1	Nat	Status	Driver 2	Nat	Status	Vehicle	Cat	Time	Km/h
2	12:09:01.189	4:01.189	20	SPS Automotive Performance	DEU	Valentin Pierburg	DEU	Bronze	Tom Onslow-Cole	GBR	Gold	Mercedes AMG GT3	PROAM	1:54.686	137.5
2	12:09:36.198	4:36.198	90	Target Racing	ITA	Alberto Di Folco	ITA	Silver	Stefano Costantini	ITA	Bronze	Lamborghini Huracan GT3	PROAM	1:49.284	144.3
2	12:10:27.508	5:27.508	74	HTP Motorsport / MS Racing	AUT	Alexander Hrachowina	AUT	Bronze	Martin Konrad	AUT	Bronze	Mercedes AMG GT3	AM	1:46.876	147.5
4	12:14:01.945	9:01.945	74	HTP Motorsport / MS Racing	AUT	Alexander Hrachowina	AUT	Bronze	Martin Konrad	AUT	Bronze	Mercedes AMG GT3	AM	1:46.773	147.7
5	12:15:48.560	10:48.560	74	HTP Motorsport / MS Racing	AUT	Alexander Hrachowina	AUT	Bronze	Martin Konrad	AUT	Bronze	Mercedes AMG GT3	AM	1:46.615	147.9
2	12:16:12.951	11:12.951	77	Olimp Racing	POL	Marcin Jedlinski	POL	Bronze	Mateusz Lisowski	POL	Silver	Audi R8 LMS	PROAM	1:46.428	148.1
7	12:37:51.539	32:51.539	5	Olimp Racing	POL	Stanislaw Jedlinski	POL	Bronze				Audi R8 LMS	AM	1:45.892	148.9
14	12:41:43.902	36:43.902	20	SPS Automotive Performance	DEU	Valentin Pierburg	DEU	Bronze	Tom Onslow-Cole	GBR	Gold	Mercedes AMG GT3	PROAM	1:45.525	149.4
16	12:48:23.774	43:23.774	90	Target Racing	ITA	Alberto Di Folco	ITA	Silver	Stefano Costantini	ITA	Bronze	Lamborghini Huracan GT3	PROAM	1:45.495	149.5
20	12:54:39.454	49:39.454	71	Luzich Racing	USA	Alexander West	SWE	Bronze	Michele Rugolo	ITA	Gold	Ferrari 488 GT3	PROAM	1:45.423	149.6





**Hungaroring**  
**International GT Open**

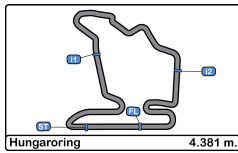
Private test - 1

**Event Best Maximum Speed**



Nº	Entrant/Team	Nat	Driver 1	Nat	Status	Driver 2	Nat	Status	Vehicle	Cat	Km/h	Session
96	Optimum Motorsport	GBR	Bradley Ellis	GBR	Silver	Oliver Wilkinson	GBR	Bronze	Audi R8 LMS	PROAM	236.3	Private test - 1
16	Drivex School	ESP	Marcelo Hahn	BRA	Bronze	Allam Khodair	BRA	Gold	Mercedes AMG GT3	PROAM	232.2	Private test - 1
74	HTP Motorsport / MS Racing	AUT	Alexander Hrachowina	AUT	Bronze	Martin Konrad	AUT	Bronze	Mercedes AMG GT3	AM	232.2	Private test - 1
20	SPS Automotive Performance	DEU	Valentin Pierburg	DEU	Bronze	Tom Onslow-Cole	GBR	Gold	Mercedes AMG GT3	PROAM	231.7	Private test - 1
9	ARC Bratislava	SVK	Miro Konôpka	SVK	Bronze	Zdeno Mikulasko	SVK	Bronze	Lamborghini Huracan GT3	AM	231.7	Private test - 1
28	Daiko Lazarus Racing	ITA	Toby Sowery	GBR	Silver	Giuseppe Cipriani	ITA	Bronze	Lamborghini Huracan GT3	PROAM	231.2	Private test - 1
71	Luzich Racing	USA	Alexander West	SWE	Bronze	Michele Rugolo	ITA	Gold	Ferrari 488 GT3	PROAM	231.2	Private test - 1
90	Target Racing	ITA	Alberto Di Folco	ITA	Silver	Stefano Costantini	ITA	Bronze	Lamborghini Huracan GT3	PROAM	231.2	Private test - 1
333	Rinaldi Racing	DEU	Rinat Salikhov	RUS	Bronze	David Perel	ZAF	Silver	Ferrari 488 GT3	PROAM	231.2	Private test - 1
19	Imperiale Racing	ITA	Jiatong Liang	CHN	Bronze	Raffaele Giammaria	ITA	Gold	Lamborghini Huracan GT3	PROAM	230.7	Private test - 1
66	Vincenzo Sospiri Racing	ITA	Giulio Borlenghi	BRA	Bronze	Andrzej Lewandowski	POL	Bronze	Lamborghini Huracan GT3	AM	230.7	Private test - 1
6	Vincenzo Sospiri Racing	ITA	Giulio Borlenghi	BRA	Bronze	Andrzej Lewandowski	POL	Bronze	Lamborghini Huracan GT3	AM	230.2	Private test - 1
77	Olimp Racing	POL	Marcin Jedlinski	POL	Bronze	Mateusz Lisowski	POL	Silver	Audi R8 LMS	PROAM	229.7	Private test - 1
7	RACE / BMW Team Teo Martín	ESP	Márcio Basso	BRA	Bronze	Thiago Marques	BRA	Bronze	BMW M6 GT3	AM	229.2	Private test - 1
5	Olimp Racing	POL	Stanislaw Jedlinski	POL	Bronze				Audi R8 LMS	AM	228.8	Private test - 1





**Hungaroring**  
**International GT Open**  
**Private test - 1**  
**Pit Stop Analysis**



**5** Stanislaw Jedlinski AM Olimp Racing  
 Audi R8 LMS

Nr.	In Day Time	In Time	Out Time	Pit Time	T. Pit Time	Handicap	Penalty
1	12:20:23.663	12:20:23.663	12:30:38.890	10:15.227	10:15.227		
2	12:46:52.066	12:46:52.066	12:49:04.979	2:12.913	12:28.140		

**6** Giulio Borlenghi AM Vincenzo Sospiri Racing  
 Andrzej Lewandowski Lamborghini Huracan GT3

Nr.	In Day Time	In Time	Out Time	Pit Time	T. Pit Time	Handicap	Penalty
1	12:20:58.458	12:20:58.458	12:26:32.857	5:34.399	5:34.399		
2	12:41:06.566	12:41:06.566	12:46:56.173	5:49.607	11:24.006		

**7** Márcio Basso AM RACE / BMW Team Teo Martín  
 Thiago Marques BMW M6 GT3

Nr.	In Day Time	In Time	Out Time	Pit Time	T. Pit Time	Handicap	Penalty
1	12:07:59.268	12:07:59.268	12:09:41.754	1:42.486	1:42.486		
2	12:22:02.295	12:22:02.295	12:49:28.017	27:25.722	29:08.208		

**9** Miro Konôpka AM ARC Bratislava  
 Zdeno Mikulasko Lamborghini Huracan GT3

Nr.	In Day Time	In Time	Out Time	Pit Time	T. Pit Time	Handicap	Penalty
1	12:33:29.679	12:33:29.679	12:37:12.716	3:43.037	3:43.037		

**16** Marcelo Hahn PROAM Drivex School  
 Allam Khodair Mercedes AMG GT3

Nr.	In Day Time	In Time	Out Time	Pit Time	T. Pit Time	Handicap	Penalty
1	12:20:25.495	12:20:25.495	12:27:13.419	6:47.924	6:47.924		
2	12:36:38.304	12:36:38.304	12:40:36.960	3:58.656	10:46.580		
3	12:47:48.532	12:47:48.532	12:51:19.710	3:31.178	14:17.758		

**19** Jiatong Liang PROAM Imperiale Racing  
 Raffaele Giammaria Lamborghini Huracan GT3

Nr.	In Day Time	In Time	Out Time	Pit Time	T. Pit Time	Handicap	Penalty
1	12:08:17.510	12:08:17.510	12:10:16.785	1:59.275	1:59.275		
2	12:17:41.429	12:17:41.429	12:28:11.175	10:29.746	12:29.021		
3	12:44:27.508	12:44:27.508	12:46:45.938	2:18.430	14:47.451		
4	12:57:34.888	12:57:34.888	12:58:39.527	1:04.639	15:52.090		

**20** Valentin Pierburg PROAM SPS Automotive Performance  
 Tom Onslow-Cole Mercedes AMG GT3

Nr.	In Day Time	In Time	Out Time	Pit Time	T. Pit Time	Handicap	Penalty
1	12:20:09.160	12:20:09.160	12:26:11.503	6:02.343	6:02.343		
2	12:33:25.656	12:33:25.656	12:38:14.852	4:49.196	10:51.539		

**28** Toby Sowery PROAM Daiko Lazarus Racing  
 Giuseppe Cipriani Lamborghini Huracan GT3

Nr.	In Day Time	In Time	Out Time	Pit Time	T. Pit Time	Handicap	Penalty
1	12:08:38.914	12:08:38.914	12:10:25.790	1:46.876	1:46.876		
2	12:19:36.510	12:19:36.510	12:25:38.528	6:02.018	7:48.894		
3	12:34:42.771	12:34:42.771	12:37:16.511	2:33.740	10:22.634		
4	12:53:36.392	12:53:36.392	12:55:29.357	1:52.965	12:15.599		

**66** Giulio Borlenghi AM Vincenzo Sospiri Racing  
 Andrzej Lewandowski Lamborghini Huracan GT3

Nr.	In Day Time	In Time	Out Time	Pit Time	T. Pit Time	Handicap	Penalty
1	12:21:33.746	12:21:33.746	12:26:19.384	4:45.638	4:45.638		
2	12:40:57.648	12:40:57.648	12:45:53.380	4:55.732	9:41.370		

**71** Alexander West PROAM Luzich Racing  
 Michele Rugolo Ferrari 488 GT3

Nr.	In Day Time	In Time	Out Time	Pit Time	T. Pit Time	Handicap	Penalty
1	12:21:40.912	12:21:40.912	12:26:29.239	4:48.327	4:48.327		
2	12:39:13.187	12:39:13.187	12:41:49.853	2:36.666	7:24.993		
3	12:47:14.039	12:47:14.039	12:51:06.550	3:52.511	11:17.504		

**74** Alexander Hrachowina AM HTP Motorsport / MS Racing  
 Martin Konrad Mercedes AMG GT3

Nr.	In Day Time	In Time	Out Time	Pit Time	T. Pit Time	Handicap	Penalty
1	12:19:30.069	12:19:30.069	12:26:03.137	6:33.068	6:33.068		
2	12:40:46.966	12:40:46.966	12:46:30.677	5:43.711	12:16.779		

**90** Alberto Di Folco PROAM Target Racing  
 Stefano Costantini Lamborghini Huracan GT3

Nr.	In Day Time	In Time	Out Time	Pit Time	T. Pit Time	Handicap	Penalty
1	12:18:49.883	12:18:49.883	12:27:22.428	8:32.545	8:32.545		
2	12:38:14.495	12:38:14.495	12:42:59.618	4:45.123	13:17.668		
3	12:50:14.216	12:50:14.216	12:55:04.646	4:50.430	18:08.098		

**96** Bradley Ellis PROAM Optimum Motorsport  
 Oliver Wilkinson Audi R8 LMS

Nr.	In Day Time	In Time	Out Time	Pit Time	T. Pit Time	Handicap	Penalty
1	12:20:46.000	12:20:46.000	12:26:00.455	5:14.455	5:14.455		
2	12:44:31.446	12:44:31.446	12:48:21.083	3:49.637	9:04.092		

**333** Rinat Salikhov PROAM Rinaldi Racing  
 David Perel Ferrari 488 GT3

Nr.	In Day Time	In Time	Out Time	Pit Time	T. Pit Time	Handicap	Penalty
1	12:20:29.179	12:20:29.179	12:25:43.486	5:14.307	5:14.307		
2	12:42:18.512	12:42:18.512	12:44:40.609	2:22.097	7:36.404		

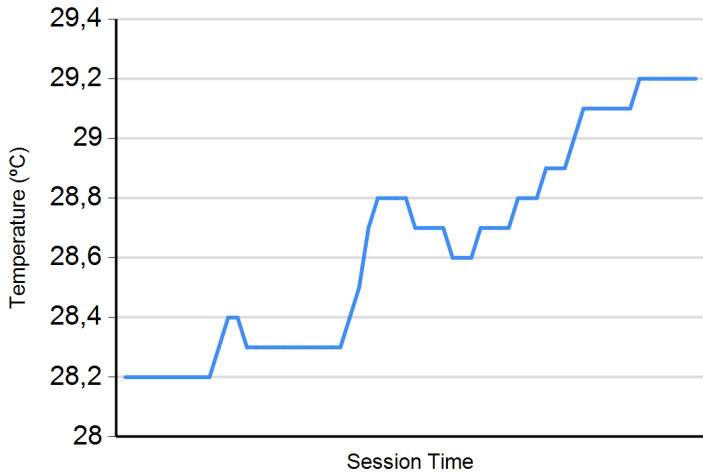




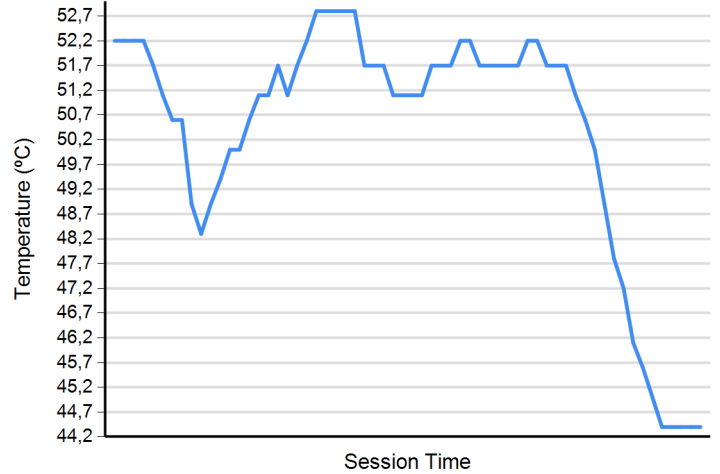
**Hungaroring**  
**International GT Open**  
**Private test - 1**  
**Weather Report**



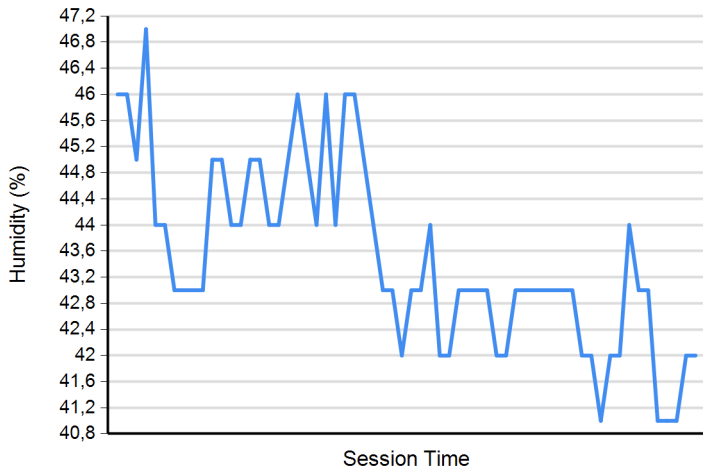
**Air Temperature**



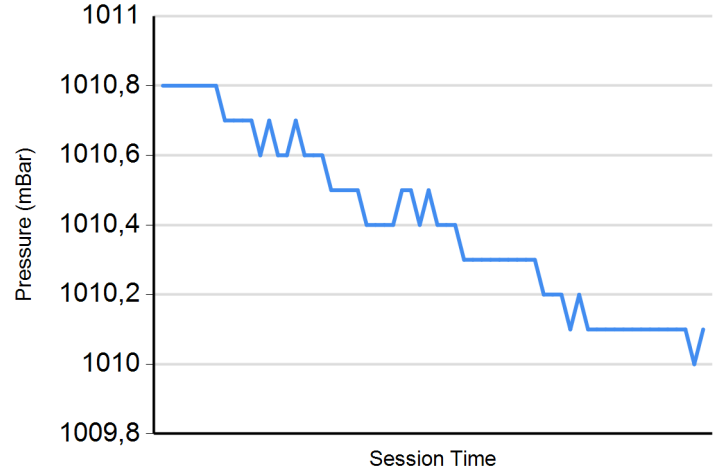
**Track Temperature**



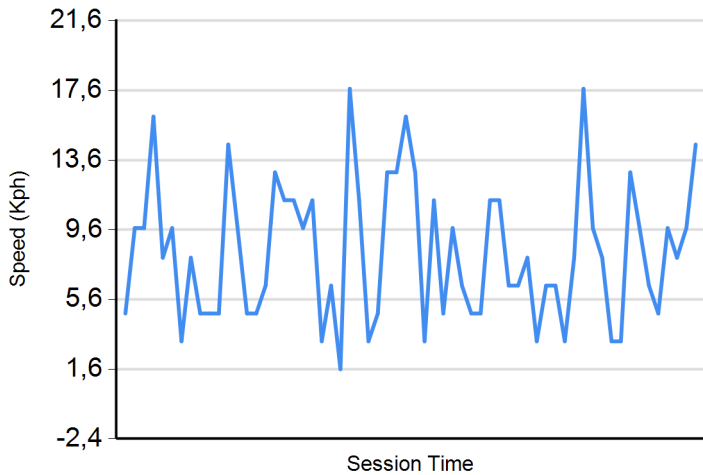
**Humidity**



**Pressure**



**Wind Speed**



**Wind direction**

North = 0°/360° Est = 90° South = 180° West = 270°

