


Circuito de Barcelona
International GT Open
Private test - 3 - bronze drivers
Provisional Results



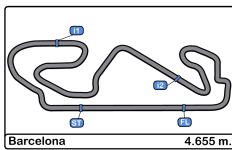
Cls	Nº	Entrant/Team	Nat	Driver 1	Nat	Driver 2	Nat	Vehicle	Cat	Cls	Laps	Best	Time	Gap	Interval	Km/h
1	28	Daiko Lazarus Racing	ITA	Miguel Ramos	PRT	Bronze		Lamborghini Huracan GT3	PROAM	1	11	9	1:45.817			158.3
2	20	SPS Automotive Performance	DEU	Valentin Pierburg	DEU	Bronze	Tom Onslow-Cole	GBR Gold Mercedes AMG GT3	PROAM	2	20	16	1:45.862	0.045	0.045	158.3
3	7	RACE / BMW Team Teo Martín	ESP	Márcio Basso	BRA	Bronze	Guilherme Salas	BRA Bronze BMW M6 GT3	AM	1	19	18	1:45.925	0.108	0.063	158.2
4	96	Optimum Motorsport	GBR	Bradley Ellis	GBR	Silver	Oliver Wilkinson	GBR Bronze Audi R8 LMS	PROAM	3	15	10	1:46.109	0.292	0.184	157.9
5	21	SPS Automotive Performance	DEU	Giuseppe Cipriani		Bronze		Mercedes AMG GT3	AM	2	19	11	1:46.154	0.337	0.045	157.8
6	16	Drivex School	ESP	Marcelo Hahn	BRA	Bronze	Allam Khodair	BRA Gold Mercedes AMG GT3	PROAM	4	17	14	1:46.328	0.511	0.174	157.6
7	36	Drivex School	ESP	Christian Hahn	BRA	Bronze	Lucas Auer	AUT Gold Mercedes AMG GT3	PROAM	5	17	15	1:46.640	0.823	0.312	157.1
8	71	Luzich Racing	USA	Alexander West	SWE	Bronze	Michele Rugolo	ITA Gold Ferrari 488 GT3	PROAM	6	20	12	1:46.766	0.949	0.126	156.9
9	77	Olimp Racing	POL	Marcin Jedlinski	POL	Bronze	Mateusz Lisowski	POL Silver Audi R8 LMS	PROAM	7	21	20	1:46.914	1.097	0.148	156.7
10	19	Imperiale Racing	ITA	Jiatong Liang	CHN	Bronze	Raffaele Giammaria	ITA Gold Lamborghini Huracan GT3	PROAM	8	17	16	1:47.115	1.298	0.201	156.4
11	6	Vincenzo Sospiri Racing	ITA	Giulio Borlenghi	BRA	Bronze	Andrzej Lewandowski	POL Bronze Lamborghini Huracan GT3	AM	3	18	15	1:47.497	1.680	0.382	155.8
12	72	Lechner Racing	AUT	Mario Plachutta	AUT	Bronze	Thomas Jäger	DEU Gold Mercedes AMG GT3	PROAM	9	18	16	1:47.711	1.894	0.214	155.5
13	111	Porteiro Motorsport	ESP	Charles Finelli	USA	Bronze	Phillippe Denes	USA Bronze Mercedes AMG GT3	AM	4	19	6	1:47.777	1.960	0.066	155.4
14	5	Olimp Racing	POL	Stanislaw Jedlinski	POL	Bronze	Malgorzata Rdest	POL Bronze Audi R8 LMS	AM	5	19	18	1:49.597	3.780	1.820	152.9

Published at:.....

Track Temp: 17.4 °C Air Temp: 20.4 °C Humidity: 73 % Track Status: DRY

Stewards:	Race Director:	Timekeeper: 
------------------	-----------------------	--






Circuito de Barcelona
International GT Open
Private test - 3 - bronze drivers
Provisional Results by Class



Cls	Nº	Entrant/Team	Nat	Driver 1	Nat	Status	Driver 2	Nat	Status	Vehicle	Cat	Cls	Laps	Best	Time	Gap	Interval	Km/h	
PROAM																			
1	28	Daiko Lazarus Racing	ITA	Miguel Ramos	PRT	Bronze				Lamborghini Huracan GT3	PROAM	1	11	9	1:45.817			158.3	
2	20	SPS Automotive Performance	DEU	Valentin Pierburg	DEU	Bronze	Tom Onslow-Cole	GBR	Gold	Mercedes AMG GT3	PROAM	2	20	16	1:45.862	0.045	0.045	158.3	
3	96	Optimum Motorsport	GBR	Bradley Ellis	GBR	Silver	Oliver Wilkinson	GBR	Bronze	Audi R8 LMS	PROAM	3	15	10	1:46.109	0.292	0.247	157.9	
4	16	Drivex School	ESP	Marcelo Hahn	BRA	Bronze	Allam Khodair	BRA	Gold	Mercedes AMG GT3	PROAM	4	17	14	1:46.328	0.511	0.219	157.6	
5	36	Drivex School	ESP	Christian Hahn	BRA	Bronze	Lucas Auer	AUT	Gold	Mercedes AMG GT3	PROAM	5	17	15	1:46.640	0.823	0.312	157.1	
6	71	Luzich Racing	USA	Alexander West	SWE	Bronze	Michele Rugolo	ITA	Gold	Ferrari 488 GT3	PROAM	6	20	12	1:46.766	0.949	0.126	156.9	
7	77	Olimp Racing	POL	Marcin Jedlinski	POL	Bronze	Mateusz Lisowski	POL	Silver	Audi R8 LMS	PROAM	7	21	20	1:46.914	1.097	0.148	156.7	
8	19	Imperiale Racing	ITA	Jiatong Liang	CHN	Bronze	Raffaele Giammaria	ITA	Gold	Lamborghini Huracan GT3	PROAM	8	17	16	1:47.115	1.298	0.201	156.4	
9	72	Lechner Racing	AUT	Mario Plachutta	AUT	Bronze	Thomas Jäger	DEU	Gold	Mercedes AMG GT3	PROAM	9	18	16	1:47.711	1.894	0.596	155.5	
AM																			
1	7	RACE / BMW Team Teo Martín	ESP	Márcio Basso	BRA	Bronze	Guilherme Salas	BRA	Bronze	BMW M6 GT3	AM	1	19	18	1:45.925			158.2	
2	21	SPS Automotive Performance	DEU	Giuseppe Cipriani		Bronze				Mercedes AMG GT3	AM	2	19	11	1:46.154	0.229	0.229	157.8	
3	6	Vincenzo Sospiri Racing	ITA	Giulio Borlenghi	BRA	Bronze	Andrzej Lewandowski	POL	Bronze	Lamborghini Huracan GT3	AM	3	18	15	1:47.497	1.572	1.343	155.8	
4	111	Porteiro Motorsport	ESP	Charles Finelli	USA	Bronze	Phillippe Denes	USA	Bronze	Mercedes AMG GT3	AM	4	19	6	1:47.777	1.852	0.280	155.4	
5	5	Olimp Racing	POL	Stanislaw Jedlinski	POL	Bronze	Malgorzata Rdest	POL	Bronze	Audi R8 LMS	AM	5	19	18	1:49.597	3.672	1.820	152.9	

Published at:.....

Track Temp: 17.4 °C Air Temp: 20.4 °C Humidity: 73 % Track Status: DRY

Stewards:	Race Director:	Timekeeper: 
------------------	-----------------------	--





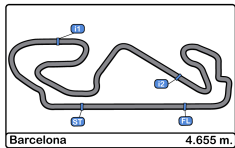
Circuit de Barcelona
International GT Open
Private test - 3 - bronze drivers
Lap Analysis



5							7								
1 Stanislaw Jedlinski			Audi R8 LMS				1 Márcio Basso			BMW M6 GT3					
AM			Olimp Racing				AM			RACE / BMW Team Teo Martín					
2 Malgorzata Rdest							2 Guilherme Salas								
Lap	D	Time	Sector 1	Sector 2	Sector 3	T. Spd	Elapsed	Lap	D	Time	Sector 1	Sector 2	Sector 3	T. Spd	Elapsed
1		17:24:17.685	17:22:48.871	47.906	40.908	178.5	17:24:17.685	1		17:22:12.849	17:20:48.162	46.614	38.073	180.6	17:22:12.849
2		1:59.217	32.712	46.200	40.305	258.3	17:26:16.902	2		1:54.815	31.395	45.386	38.034	264.0	17:24:07.664
3		1:56.546	32.270	45.504	38.772	260.8	17:28:13.448	3		1:53.716	31.102	44.748	37.866	264.0	17:26:01.380
4		1:59.326	32.686	47.635	39.005	260.2	17:30:12.774	4		1:54.111	32.165	44.159	37.787	233.2	17:27:55.491
5		1:56.922	32.467	45.535	38.920	259.6	17:32:09.696	5		1:52.639	31.330	43.657	37.652	264.0	17:29:48.130
6		1:56.934	32.518	45.273	39.143	260.2	17:34:06.630	6		1:53.639	31.103	45.130	37.406	264.0	17:31:41.769
7		1:57.664	32.070	45.256	40.338	260.2	17:36:04.294	7		1:51.781	31.161	43.425	37.195	264.7	17:33:33.550
8		2:06.148 P	33.047	44.967	48.134	258.3	17:38:10.442	8		2:02.265 P	31.029	43.705	47.531	264.7	17:35:35.815
9		5:02.185	3:36.552	46.822	38.811	117.3	17:43:12.627	9		5:33.696	4:11.551	44.123	38.022	190.4	17:41:09.511
10		1:57.557	32.143	47.624	37.790	261.5	17:45:10.184	10		1:50.573	30.757	43.194	36.622	264.7	17:43:00.084
11		1:53.533	31.855	44.730	36.948	261.5	17:47:03.717	11		1:51.039	30.745	43.574	36.720	265.3	17:44:51.123
12		1:52.636	31.554	44.616	36.466	260.8	17:48:56.353	12		1:50.408	30.616	43.197	36.595	266.0	17:46:41.531
13		1:51.536	31.280	43.874	36.382	262.1	17:50:47.889	13		1:50.710	30.539	43.132	37.039	266.6	17:48:32.241
14		1:53.224	31.561	44.830	36.833	262.7	17:52:41.113	14		2:08.478 P	31.243	49.099	48.136	264.7	17:50:40.719
15		1:52.447	32.141	43.937	36.369	261.5	17:54:33.560	15		5:16.375	3:56.279	42.166	37.930	176.1	17:55:57.094
16		1:52.001	31.102	44.898	36.001	263.4	17:56:25.561	16		1:48.131	29.969	41.184	36.978	267.3	17:57:45.225
17		1:49.773	30.829	42.979	35.965	262.7	17:58:15.334	17		1:48.905	29.712	41.198	37.995	268.6	17:59:34.130
18		1:49.597	30.703	42.663	36.231	264.0	18:00:04.931	18		1:45.925	29.771	40.963	35.191	267.3	18:01:20.055
19		2:01.490 P	31.783	44.633	45.074	262.7	18:02:06.421	19		1:57.181 P	32.462	43.914	40.805	227.3	18:03:17.236

6							16								
1 Giulio Borlenghi			Lamborghini Huracan GT3				1 Marcelo Hahn			Mercedes AMG GT3					
AM			Vincenzo Sospiri Racing				PROAM			Drivex School					
2 Andrzej Lewandowski							2 Allam Khodair								
Lap	D	Time	Sector 1	Sector 2	Sector 3	T. Spd	Elapsed	Lap	D	Time	Sector 1	Sector 2	Sector 3	T. Spd	Elapsed
1		17:24:36.542	17:23:14.663	44.505	37.374	168.4	17:24:36.542	1		17:23:22.392	17:22:02.339	43.873	36.180	181.5	17:23:22.392
2		1:50.353	31.105	43.134	36.114	263.4	17:26:26.895	2		1:49.593	31.154	42.618	35.821	259.6	17:25:11.985
3		1:49.898	30.944	42.187	36.767	264.7	17:28:16.793	3		1:54.969 P	31.138	42.506	41.325	260.8	17:27:06.954
4		1:50.565	30.770	44.116	35.679	266.6	17:30:07.358	4		3:29.742	2:10.834	43.277	35.631	192.5	17:30:36.696
5		1:48.730	30.551	42.268	35.911	266.0	17:31:56.088	5		1:48.646	30.816	42.011	35.819	261.5	17:32:25.342
6		1:48.479	30.665	42.178	35.636	265.3	17:33:44.567	6		1:48.299	30.492	42.200	35.607	262.1	17:34:13.641
7		1:48.695	30.788	42.380	35.527	266.6	17:35:33.262	7		1:53.772 P	30.452	42.246	41.074	262.7	17:36:07.413
8		1:47.765	30.462	41.913	35.390	265.3	17:37:21.027	8		4:26.892	3:09.360	42.173	35.359	187.8	17:40:34.305
9		1:47.954	30.463	42.066	35.425	267.9	17:39:08.981	9		1:52.008	30.630	41.893	39.485	261.5	17:42:26.313
10		2:02.731 P	30.640	41.935	50.156	266.0	17:41:11.712	10		1:47.142	30.259	41.525	35.358	260.8	17:44:13.455
11		5:41.568	4:23.220	42.698	35.650	168.2	17:46:53.280	11		1:47.589	30.433	41.708	35.448	262.7	17:46:01.044
12		1:47.800	30.384	41.935	35.481	265.3	17:48:41.080	12		1:57.157 P	30.479	44.689	41.989	263.4	17:47:58.201
13		1:47.904	30.448	42.016	35.440	266.0	17:50:28.984	13		5:40.918	4:24.116	41.713	35.089	191.4	17:53:39.119
14		1:48.073	30.573	42.277	35.223	267.9	17:52:17.057	14		1:46.328	30.228	41.205	34.895	260.2	17:55:25.447
15		1:47.497	30.261	42.065	35.171	267.9	17:54:04.554	15		1:47.035	30.036	41.664	35.335	264.0	17:57:12.482
16		1:47.961	30.266	42.102	35.593	266.6	17:55:52.515	16		1:49.668	30.221	44.200	35.247	263.4	17:59:02.150
17		1:48.634	30.615	42.059	35.960	266.0	17:57:41.149	17		1:57.301 P	30.283	42.076	44.942	262.1	18:00:59.451
18		1:57.298 P	30.506	42.156	44.636	267.9	17:59:38.447								





Circuit de Barcelona
International GT Open
Private test - 3 - bronze drivers
Lap Analysis



19

1 Jiatong Liang
 Lamborghini Huracan GT3
 PROAM 2 Raffaele Giammaria
 Imperiale Racing

Lap D	Time	Sector 1	Sector 2	Sector 3	T. Spd	Elapsed
1	17:23:32.370	17:22:12.010	44.260	36.100	190.8	17:23:32.370
2	1:49.599	30.770	43.042	35.787	262.7	17:25:21.969
3	1:48.703	30.522	42.433	35.748	262.7	17:27:10.672
4	2:00.861 P	30.781	42.406	47.674	264.7	17:29:11.533
5	7:31.037	6:11.700	43.458	35.879	193.5	17:36:42.570
6	1:48.568	30.658	42.365	35.545	262.1	17:38:31.138
7	1:48.180	30.570	42.177	35.433	262.7	17:40:19.318
8	2:06.695 P	31.969	44.899	49.827	264.0	17:42:26.013
9	4:05.511	2:44.702	44.514	36.295	191.4	17:46:31.524
10	1:48.668	30.492	42.581	35.595	265.3	17:48:20.192
11	1:47.649	30.350	41.947	35.352	264.0	17:50:07.841
12	2:02.692 P	30.608	43.759	48.325	264.7	17:52:10.533
13	3:23.319	2:04.201	42.150	36.968	193.8	17:55:33.852
14	1:47.249	30.290	41.796	35.163	264.0	17:57:21.101
15	1:47.158	30.184	41.619	35.355	264.0	17:59:08.259
16	1:47.115	30.205	41.648	35.262	264.0	18:00:55.374
17	2:07.343 P	30.958	49.750	46.635	264.7	18:03:02.717

20

1 Valentin Pierburg
 Mercedes AMG GT3
 PROAM 2 Tom Onslow-Cole
 SPS Automotive Performance

Lap D	Time	Sector 1	Sector 2	Sector 3	T. Spd	Elapsed
1	17:23:30.121	17:22:11.132	43.263	35.726	187.1	17:23:30.121
2	1:48.163	30.421	42.143	35.599	260.2	17:25:18.284
3	1:48.380	30.818	41.956	35.606	262.7	17:27:06.664
4	1:51.967	33.056	43.004	35.907	263.4	17:28:58.631
5	1:55.770	30.307	44.430	41.033	262.7	17:30:54.401
6	1:48.870	30.257	42.446	36.167	262.7	17:32:43.271
7	1:47.681	30.239	41.823	35.619	262.7	17:34:30.952
8	1:56.324 P	31.757	42.766	41.801	235.8	17:36:27.276
9	4:01.279	2:43.857	42.223	35.199	193.2	17:40:28.555
10	1:46.194	29.963	41.291	34.940	262.1	17:42:14.749
11	1:47.948	29.948	42.619	35.381	262.1	17:44:02.697
12	1:48.623	30.203	42.359	36.061	264.0	17:45:51.320
13	1:52.835 P	30.045	41.345	41.445	264.0	17:47:44.155
14	4:37.813	3:12.771	47.541	37.501	193.5	17:52:21.968
15	1:50.065	30.653	42.743	36.669	259.6	17:54:12.033
16	1:45.862	29.919	41.145	34.798	264.0	17:55:57.895
17	1:51.428	29.972	45.234	36.222	265.3	17:57:49.323
18	1:51.822	29.830	44.304	37.688	264.7	17:59:41.145
19	1:49.515	29.789	42.118	37.608	263.4	18:01:30.660
20	1:59.935 P	30.042	44.653	45.240	263.4	18:03:30.595

21

1 Giuseppe Cipriani
 Mercedes AMG GT3
 AM 2 SPS Automotive Performance

Lap D	Time	Sector 1	Sector 2	Sector 3	T. Spd	Elapsed
1	17:22:26.687	17:21:06.304	43.855	36.528	182.4	17:22:26.687
2	1:56.648	30.748	42.108	43.792	260.8	17:24:23.335
3	1:50.402	30.540	43.314	36.548	262.1	17:26:13.737
4	1:48.069	30.306	41.827	35.936	264.7	17:28:01.806
5	1:48.558	30.366	42.248	35.944	264.0	17:29:50.364
6	1:48.300	30.272	42.189	35.839	264.7	17:31:38.664
7	1:47.943	30.319	41.849	35.775	264.0	17:33:26.607
8	1:56.888 P	30.548	42.020	44.320	264.0	17:35:23.495
9	4:45.673	3:25.111	42.659	37.903	162.4	17:40:09.168
10	1:46.964	30.107	41.371	35.486	264.0	17:41:56.132
11	1:46.154	29.979	41.183	34.992	263.4	17:43:42.286
12	1:47.271	30.009	41.114	36.148	264.7	17:45:29.557
13	1:48.411	30.825	41.587	35.999	261.5	17:47:17.968
14	1:54.684 P	29.980	41.454	43.250	264.7	17:49:12.652
15	3:49.188	2:31.047	42.083	36.058	190.4	17:53:01.840
16	1:46.699	30.149	41.382	35.168	263.4	17:54:48.539
17	1:47.142	30.037	41.582	35.523	265.3	17:56:35.681
18	1:47.257	30.008	41.322	35.927	264.7	17:58:22.938
19	1:58.029 P	30.263	42.960	44.806	264.7	18:00:20.967

28

1 Miguel Ramos
 Lamborghini Huracan GT3
 PROAM 2 Daiko Lazarus Racing

Lap D	Time	Sector 1	Sector 2	Sector 3	T. Spd	Elapsed
1	17:22:21.484	17:20:58.755	45.646	37.083	130.9	17:22:21.484
2	1:50.998	30.755	43.767	36.476	264.0	17:24:12.482
3	1:49.109	30.545	42.008	36.556	265.3	17:26:01.591
4	1:47.820	30.693	41.800	35.327	264.0	17:27:49.411
5	1:47.365	30.256	41.767	35.342	265.3	17:29:36.776
6	2:00.210 P	32.778	43.344	44.088	267.3	17:31:36.986
7	4:53.510	3:22.215	48.365	42.930	136.3	17:36:30.496
8	1:45.848	30.023	41.187	34.638	266.0	17:38:16.344
9	1:45.817	29.766	41.281	34.770	267.9	17:40:02.161
10	1:45.937	29.804	41.235	34.898	267.9	17:41:48.098
11	2:01.496 P	29.993	42.471	49.032	266.6	17:43:49.594

36

1 Christian Hahn
 Mercedes AMG GT3
 PROAM 2 Lucas Auer
 Drivex School

Lap D	Time	Sector 1	Sector 2	Sector 3	T. Spd	Elapsed
1	17:23:46.124	17:22:22.537	46.167	37.420	179.4	17:23:46.124
2	1:50.771	31.081	42.479	37.211	259.6	17:25:36.895
3	1:48.457	30.803	42.060	35.594	259.6	17:27:25.352
4	1:48.854	30.751	42.056	36.047	260.8	17:29:14.206
5	1:48.322	30.762	41.827	35.733	260.8	17:31:02.528
6	1:51.628	30.746	41.942	38.940	262.1	17:32:54.156
7	1:53.000 P	30.724	41.981	40.295	260.2	17:34:47.156
8	8:04.404	6:43.599	43.259	37.546	188.1	17:42:51.560
9	2:00.919 P	30.640	47.289	42.990	260.8	17:44:52.479
10	5:34.384	4:12.540	44.689	37.155	187.5	17:50:26.863
11	1:47.645	30.772	41.594	35.279	260.8	17:52:14.508
12	1:46.763	30.377	41.242	35.144	261.5	17:54:01.271
13	2:02.774	36.829	46.945	39.000	262.7	17:56:04.045
14	1:47.155	30.250	41.551	35.354	262.1	17:57:51.200
15	1:46.640	30.187	41.413	35.040	265.3	17:59:37.840
16	1:46.884	30.215	41.454	35.215	263.4	18:01:24.724
17	1:55.090 P	30.330	42.202	42.558	262.7	18:03:19.814





Circuit de Barcelona
International GT Open
Private test - 3 - bronze drivers
Lap Analysis



71

1 Alexander West
 PROAM Ferrari 488 GT3
 2 Michele Rugolo
 Luzich Racing

Lap	D	Time	Sector 1	Sector 2	Sector 3	T. Spd	Elapsed
1		17:22:08.809	17:20:48.430	43.759	36.620	183.3	17:22:08.809
2		1:49.002	30.711	42.294	35.997	261.5	17:23:57.811
3		1:48.686	30.502	42.365	35.819	262.7	17:25:46.497
4		1:48.104	30.385	41.926	35.793	264.0	17:27:34.601
5		1:48.144	30.399	42.035	35.710	264.7	17:29:22.745
6		1:47.694	30.214	41.687	35.793	264.7	17:31:10.439
7		1:47.697	30.119	41.824	35.754	265.3	17:32:58.136
8		1:54.662 P	30.349	41.805	42.508	264.0	17:34:52.798
9		4:01.423	2:42.053	43.300	36.070	185.2	17:38:54.221
10		1:48.274	30.481	42.172	35.621	264.0	17:40:42.495
11		1:47.440	30.384	41.510	35.546	264.0	17:42:29.935
12		1:46.766	29.988	41.481	35.297	264.7	17:44:16.701
13		1:58.970 P	30.000	43.534	45.436	265.3	17:46:15.671
14		3:04.936	1:44.978	43.348	36.610	193.2	17:49:20.607
15		1:47.398	30.142	41.756	35.500	264.0	17:51:08.005
16		1:47.159	29.996	41.826	35.337	265.3	17:52:55.164
17		1:47.373	30.056	41.803	35.514	264.7	17:54:42.537
18		1:51.344	31.535	43.716	36.093	266.0	17:56:33.881
19		1:47.761	30.207	41.951	35.603	264.7	17:58:21.642
20		1:54.272 P	30.132	41.708	42.432	266.0	18:00:15.914

72

1 Mario Plachutta
 PROAM Mercedes AMG GT3
 2 Thomas Jäger
 Lechner Racing

Lap	D	Time	Sector 1	Sector 2	Sector 3	T. Spd	Elapsed
1		17:25:15.863	17:23:55.448	43.732	36.683	165.6	17:25:15.863
2		1:50.139	31.171	42.898	36.070	260.8	17:27:06.002
3		1:49.881	31.103	42.540	36.238	261.5	17:28:55.883
4		1:49.837	31.385	42.392	36.060	261.5	17:30:45.720
5		1:49.683	30.970	42.652	36.061	262.7	17:32:35.403
6		1:49.773	30.908	42.675	36.190	262.1	17:34:25.176
7		1:49.820	30.902	42.658	36.260	263.4	17:36:14.996
8		2:00.138 P	32.388	45.099	42.651	262.1	17:38:15.134
9		4:02.832	2:43.779	43.330	35.723	194.2	17:42:17.966
10		1:48.494	30.611	42.183	35.700	263.4	17:44:06.460
11		1:48.990	30.631	42.312	36.047	264.7	17:45:55.450
12		1:48.134	30.378	42.065	35.691	264.7	17:47:43.584
13		1:58.637 P	30.936	43.473	44.228	264.7	17:49:42.221
14		4:57.392	3:33.702	46.612	37.078	157.8	17:54:39.613
15		1:50.250	31.309	42.269	36.672	263.4	17:56:29.863
16		1:47.711	30.536	41.852	35.323	264.0	17:58:17.574
17		1:47.791	30.393	41.683	35.715	264.7	18:00:05.365
18		2:02.464 P	34.006	43.618	44.840	205.7	18:02:07.829

77

1 Marcin Jedlinski
 PROAM Audi R8 LMS
 2 Mateusz Lisowski
 Olimp Racing

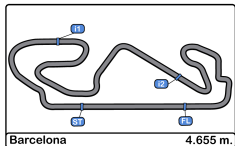
Lap	D	Time	Sector 1	Sector 2	Sector 3	T. Spd	Elapsed
1		17:24:40.038	17:23:20.393	43.194	36.451	180.6	17:24:40.038
2		1:49.458	30.746	42.458	36.254	262.7	17:26:29.496
3		1:49.192	30.958	42.461	35.773	262.7	17:28:18.688
4		1:50.407	31.205	43.240	35.962	264.7	17:30:09.095
5		1:48.935	30.564	42.583	35.788	264.0	17:31:58.030
6		1:48.206	30.341	42.184	35.681	264.7	17:33:46.236
7		1:48.558	30.601	42.365	35.592	265.3	17:35:34.794
8		1:48.721	30.639	42.203	35.879	265.3	17:37:23.515
9		1:58.668 P	30.531	42.382	45.755	265.3	17:39:22.183
10		4:23.771	3:06.313	41.922	35.536	155.3	17:43:45.954
11		1:47.794	30.441	41.950	35.403	263.4	17:45:33.748
12		1:50.599	31.618	42.187	36.794	265.3	17:47:24.347
13		1:47.542	30.334	41.816	35.392	264.0	17:49:11.889
14		1:47.376	30.233	41.778	35.365	264.0	17:50:59.265
15		1:47.899	30.567	41.764	35.568	264.7	17:52:47.164
16		1:47.710	30.293	42.020	35.397	263.4	17:54:34.874
17		1:48.665	30.576	42.851	35.238	266.0	17:56:23.539
18		1:47.338	30.266	41.735	35.337	264.0	17:58:10.877
19		1:47.581	30.393	41.866	35.322	264.7	17:59:58.458
20		1:46.914	30.221	41.624	35.069	263.4	18:01:45.372
21		1:56.307 P	30.278	42.203	43.826	264.0	18:03:41.679

96

1 Bradley Ellis
 PROAM Audi R8 LMS
 2 Oliver Wilkinson
 Optimum Motorsport

Lap	D	Time	Sector 1	Sector 2	Sector 3	T. Spd	Elapsed
1		17:22:01.500	17:20:42.287	42.963	36.250	166.1	17:22:01.500
2		1:48.810	30.178	42.653	35.979	264.0	17:23:50.310
3		1:47.557	30.129	42.273	35.155	266.6	17:25:37.867
4		1:54.039	30.200	42.197	41.642	267.3	17:27:31.906
5		1:47.785	30.375	42.144	35.266	266.0	17:29:19.691
6		1:47.260	29.847	41.820	35.593	267.3	17:31:06.951
7		1:53.021 P	30.261	42.347	40.413	267.9	17:32:59.972
8		3:30.875 P	2:05.674	43.661	41.540	179.7	17:36:30.847
9		3:07.427	1:47.352	42.887	37.188	193.2	17:39:38.274
10		1:46.109	29.821	41.490	34.798	267.9	17:41:24.383
11		1:52.425 P	29.999	41.822	40.604	267.3	17:43:16.808
12		3:13.806	1:55.484	42.556	35.766	194.2	17:46:30.614
13		2:00.809	30.031	45.491	45.287	267.3	17:48:31.423
14		2:14.777 P	36.277	49.587	48.913	211.3	17:50:46.200
15		10:02.346 P	8:31.035	48.261	43.050	125.4	18:00:48.546





Circuit de Barcelona
International GT Open
Private test - 3 - bronze drivers
Lap Analysis



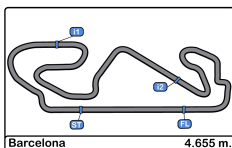
111

1 Charles Finelli Mercedes AMG GT3

AM 2 Philippe Denes Porteiro Motorsport

Lap	D	Time	Sector 1	Sector 2	Sector 3	T. Spd	Elapsed
1		17:24:20.931	17:23:01.483	42.830	36.618	188.4	17:24:20.931
2		1:51.671	30.722	44.910	36.039	258.9	17:26:12.602
3		1:48.440	30.563	41.980	35.897	259.6	17:28:01.042
4		1:48.163	30.293	42.078	35.792	260.2	17:29:49.205
5		1:48.553	30.389	42.288	35.876	262.1	17:31:37.758
6		1:47.777	30.318	41.817	35.642	260.2	17:33:25.535
7		1:48.602	30.754	42.007	35.841	260.2	17:35:14.137
8		1:52.824 P	30.478	41.834	40.512	260.2	17:37:06.961
9		3:42.134	2:17.739	44.926	39.469	193.2	17:40:49.095
10		1:54.927	32.267	44.467	38.193	257.1	17:42:44.022
11		2:45.384	31.954	1:33.832	39.598	259.6	17:45:29.406
12		1:57.962	32.860	44.670	40.432	259.6	17:47:27.368
13		1:54.993	32.224	44.305	38.464	258.9	17:49:22.361
14		1:53.811	31.469	43.687	38.655	261.5	17:51:16.172
15		1:55.192	31.701	43.903	39.588	260.2	17:53:11.364
16		1:53.856	31.958	43.944	37.954	258.3	17:55:05.220
17		1:54.603	31.787	43.582	39.234	260.8	17:56:59.823
18		1:53.313	31.788	43.492	38.033	259.6	17:58:53.136
19		2:03.113 P	32.086	44.400	46.627	258.9	18:00:56.249



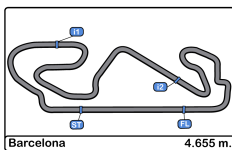


Circuito de Barcelona
International GT Open
Private test - 3 - bronze drivers
Best Sectors Results



Sector - 1				Sector - 2				Sector - 3				Ideal Lap vs Best Lap				
Clas	Nº	Driver	Time	Nº	Driver	Time	Nº	Driver	Time	Clas	Nº	Driver	Ideal Lap	Best Lap	Clas	
1	7	Basso - Salas	29.712	7	Basso - Salas	40.963	28	Miguel Ramos	34.638	1	28	Miguel Ramos	1:45.591	1:45.817	1	
2	28	Miguel Ramos	29.766	21	Giuseppe Cipriani	41.114	20	Pierburg - Onslow-Cole	34.798	2	20	Pierburg - Onslow-Cole	1:45.732	1:45.862	2	
3	20	Pierburg - Onslow-Cole	29.789	20	Pierburg - Onslow-Cole	41.145	96	Ellis - Wilkinson	34.798	3	7	Basso - Salas	1:45.866	1:45.925	3	
4	96	Ellis - Wilkinson	29.821	28	Miguel Ramos	41.187	16	Hahn - Khodair	34.895	4	21	Giuseppe Cipriani	1:46.085	1:46.154	5	
5	21	Giuseppe Cipriani	29.979	16	Hahn - Khodair	41.205	21	Giuseppe Cipriani	34.992	5	96	Ellis - Wilkinson	1:46.109	1:46.109	4	
6	71	West - Rugolo	29.988	36	Hahn - Auer	41.242	36	Hahn - Auer	35.040	6	16	Hahn - Khodair	1:46.136	1:46.328	6	
7	16	Hahn - Khodair	30.036	71	West - Rugolo	41.481	77	Jedlinski - Lisowski	35.069	7	36	Hahn - Auer	1:46.469	1:46.640	7	
8	19	Liang - Giammaria	30.184	96	Ellis - Wilkinson	41.490	19	Liang - Giammaria	35.163	8	71	West - Rugolo	1:46.766	1:46.766	8	
9	36	Hahn - Auer	30.187	19	Liang - Giammaria	41.619	6	Borlenghi - Lewandowski	35.171	9	77	Jedlinski - Lisowski	1:46.914	1:46.914	9	
10	77	Jedlinski - Lisowski	30.221	77	Jedlinski - Lisowski	41.624	7	Basso - Salas	35.191	10	19	Liang - Giammaria	1:46.966	1:47.115	10	
11	6	Borlenghi - Lewandowski	30.261	72	Plachutta - Jäger	41.683	71	West - Rugolo	35.297	11	6	Borlenghi - Lewandowski	1:47.345	1:47.497	11	
12	111	Finelli - Denes	30.293	111	Finelli - Denes	41.817	72	Plachutta - Jäger	35.323	12	72	Plachutta - Jäger	1:47.384	1:47.711	12	
13	72	Plachutta - Jäger	30.378	6	Borlenghi - Lewandowski	41.913	111	Finelli - Denes	35.642	13	111	Finelli - Denes	1:47.752	1:47.777	13	
14	5	Jedlinski - Rdest	30.703	5	Jedlinski - Rdest	42.663	5	Jedlinski - Rdest	35.965	14	5	Jedlinski - Rdest	1:49.331	1:49.597	14	



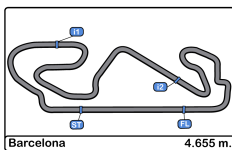


Circuito de Barcelona
International GT Open
Private test - 3 - bronze drivers
Best 5 Lap Times



Cl	Nº	Entrant/Team	Nat	Driver 1	Nat	Status	Driver 2	Nat	Status	Vehicle	Cat	Cl	Best 1		Best 2		Best 3		Best 4		Best 5	
													Time	Lap	Time	Lap	Time	Lap	Time	Lap	Time	Lap
1	28	Daiko Lazarus Racing	ITA	Miguel Ramos	PRT	Bronze				Lamborghini Huracan GT3	PROAM	1	1:45.817	9	1:45.848	8	1:45.937	10	1:47.365	5	1:47.820	4
2	20	SPS Automotive Performance	DEU	Valentin Pierburg	DEU	Bronze	Tom Onslow-Cole	GBR	Gold	Mercedes AMG GT3	PROAM	2	1:45.862	16	1:46.194	10	1:47.681	7	1:47.948	11	1:48.163	2
3	7	RACE / BMW Team Teo Martín	ESP	Márcio Basso	BRA	Bronze	Guilherme Salas	BRA	Bronze	BMW M6 GT3	AM	1	1:45.925	18	1:48.131	16	1:48.905	17	1:50.408	12	1:50.573	10
4	96	Optimum Motorsport	GBR	Bradley Ellis	GBR	Silver	Oliver Wilkinson	GBR	Bronze	Audi R8 LMS	PROAM	3	1:46.109	10	1:47.260	6	1:47.557	3	1:47.785	5	1:48.810	2
5	21	SPS Automotive Performance	DEU	Giuseppe Cipriani		Bronze				Mercedes AMG GT3	AM	2	1:46.154	11	1:46.699	16	1:46.964	10	1:47.142	17	1:47.257	18
6	16	Drivex School	ESP	Marcelo Hahn	BRA	Bronze	Allam Khodair	BRA	Gold	Mercedes AMG GT3	PROAM	4	1:46.328	14	1:47.035	15	1:47.142	10	1:47.589	11	1:48.299	6
7	36	Drivex School	ESP	Christian Hahn	BRA	Bronze	Lucas Auer	AUT	Gold	Mercedes AMG GT3	PROAM	5	1:46.640	15	1:46.763	12	1:46.884	16	1:47.155	14	1:47.645	11
8	71	Luzich Racing	USA	Alexander West	SWE	Bronze	Michele Rugolo	ITA	Gold	Ferrari 488 GT3	PROAM	6	1:46.766	12	1:47.159	16	1:47.373	17	1:47.398	15	1:47.440	11
9	77	Olimp Racing	POL	Marcin Jedlinski	POL	Bronze	Mateusz Lisowski	POL	Silver	Audi R8 LMS	PROAM	7	1:46.914	20	1:47.338	18	1:47.376	14	1:47.542	13	1:47.581	19
10	19	Imperiale Racing	ITA	Jiatong Liang	CHN	Bronze	Raffaele Giammaria	ITA	Gold	Lamborghini Huracan GT3	PROAM	8	1:47.115	16	1:47.158	15	1:47.249	14	1:47.649	11	1:48.180	7
11	6	Vincenzo Sospiri Racing	ITA	Giulio Borlenghi	BRA	Bronze	Andrzej Lewandowski	POL	Bronze	Lamborghini Huracan GT3	AM	3	1:47.497	15	1:47.765	8	1:47.800	12	1:47.904	13	1:47.954	9
12	72	Lechner Racing	AUT	Mario Plachutta	AUT	Bronze	Thomas Jäger	DEU	Gold	Mercedes AMG GT3	PROAM	9	1:47.711	16	1:47.791	17	1:48.134	12	1:48.494	10	1:48.990	11
13	111	Porteiro Motorsport	ESP	Charles Finelli	USA	Bronze	Phillippe Denes	USA	Bronze	Mercedes AMG GT3	AM	4	1:47.777	6	1:48.163	4	1:48.440	3	1:48.553	5	1:48.602	7
14	5	Olimp Racing	POL	Stanislaw Jedlinski	POL	Bronze	Malgorzata Rdest	POL	Bronze	Audi R8 LMS	AM	5	1:49.597	18	1:49.773	17	1:51.536	13	1:52.001	16	1:52.447	15



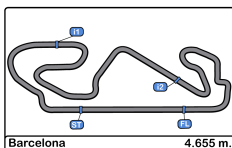


Circuito de Barcelona
International GT Open
Private test - 3 - bronze drivers
Best 5 Top Speeds



Cl	Nº	Entrant/Team	Nat	Driver 1	Nat	Status	Driver 2	Nat	Status	Vehicle	Cat	Cl	Top 1		Top 2		Top 3		Top 4		Top 5		Avg
													Km/h	Lap	Km/h	Lap	Km/h	Lap	Km/h	Lap	Km/h	Lap	
1	7	RACE / BMW Team Teo Martín	ESP	Márcio Basso	BRA	Bronze	Guilherme Salas	BRA	Bronze	BMW M6 GT3	AM	1	268.6	17	267.3	16	267.3	18	266.6	13	266.0	12	267.1
2	6	Vincenzo Sospiri Racing	ITA	Giulio Borlenghi	BRA	Bronze	Andrzej Lewandowski	POL	Bronze	Lamborghini Huracan GT3	AM	2	267.9	9	267.9	14	267.9	15	267.9	18	266.6	4	267.7
3	28	Daiko Lazarus Racing	ITA	Miguel Ramos	PRT	Bronze				Lamborghini Huracan GT3	PROAM	1	267.9	9	267.9	10	267.3	6	266.6	11	266.0	8	267.1
4	96	Optimum Motorsport	GBR	Bradley Ellis	GBR	Silver	Oliver Wilkinson	GBR	Bronze	Audi R8 LMS	PROAM	2	267.9	7	267.9	10	267.3	4	267.3	6	267.3	11	267.5
5	71	Luzich Racing	USA	Alexander West	SWE	Bronze	Michele Rugolo	ITA	Gold	Ferrari 488 GT3	PROAM	3	266.0	18	266.0	20	265.3	7	265.3	13	265.3	16	265.6
6	77	Olimp Racing	POL	Marcin Jedlinski	POL	Bronze	Mateusz Lisowski	POL	Silver	Audi R8 LMS	PROAM	4	266.0	17	265.3	7	265.3	8	265.3	9	265.3	12	265.4
7	19	Imperiale Racing	ITA	Jiatong Liang	CHN	Bronze	Raffaele Giammaria	ITA	Gold	Lamborghini Huracan GT3	PROAM	5	265.3	10	264.7	4	264.7	12	264.7	17	264.0	8	264.7
8	20	SPS Automotive Performance	DEU	Valentin Pierburg	DEU	Bronze	Tom Onslow-Cole	GBR	Gold	Mercedes AMG GT3	PROAM	6	265.3	17	264.7	18	264.0	12	264.0	13	264.0	16	264.4
9	21	SPS Automotive Performance	DEU	Giuseppe Cipriani		Bronze				Mercedes AMG GT3	AM	3	265.3	17	264.7	4	264.7	6	264.7	12	264.7	14	264.8
10	36	Drivex School	ESP	Christian Hahn	BRA	Bronze	Lucas Auer	AUT	Gold	Mercedes AMG GT3	PROAM	7	265.3	15	263.4	16	262.7	13	262.7	17	262.1	6	263.2
11	72	Lechner Racing	AUT	Mario Plachutta	AUT	Bronze	Thomas Jäger	DEU	Gold	Mercedes AMG GT3	PROAM	8	264.7	11	264.7	12	264.7	13	264.7	17	264.0	16	264.5
12	5	Olimp Racing	POL	Stanislaw Jedlinski	POL	Bronze	Malgorzata Rdest	POL	Bronze	Audi R8 LMS	AM	4	264.0	18	263.4	16	262.7	14	262.7	17	262.7	19	263.1
13	16	Drivex School	ESP	Marcelo Hahn	BRA	Bronze	Allam Khodair	BRA	Gold	Mercedes AMG GT3	PROAM	9	264.0	15	263.4	12	263.4	16	262.7	7	262.7	11	263.2
14	111	Porteiro Motorsport	ESP	Charles Finelli	USA	Bronze	Phillippe Denes	USA	Bronze	Mercedes AMG GT3	AM	5	262.1	5	261.5	14	260.8	17	260.2	4	260.2	6	260.9





Circuit de Barcelona
International GT Open
Private test - 3 - bronze drivers
Fastest Laps Sequence



Lap	Time of Day	Session Time	Nº	Entrant/Team	Nat	Driver 1	Nat	Status	Driver 2	Nat	Status	Vehicle	Cat	Time	Km/h
2	17:23:50.310	3:50.310	96	Optimum Motorsport	GBR	Bradley Ellis	GBR	Silver	Oliver Wilkinson	GBR	Bronze	Audi R8 LMS	PROAM	1:48.810	154.0
2	17:25:18.284	5:18.284	20	SPS Automotive Performance	DEU	Valentin Pierburg	DEU	Bronze	Tom Onslow-Cole	GBR	Gold	Mercedes AMG GT3	PROAM	1:48.163	154.9
3	17:25:37.867	5:37.867	96	Optimum Motorsport	GBR	Bradley Ellis	GBR	Silver	Oliver Wilkinson	GBR	Bronze	Audi R8 LMS	PROAM	1:47.557	155.8
5	17:29:36.776	9:36.776	28	Daiko Lazarus Racing	ITA	Miguel Ramos	PRT	Bronze				Lamborghini Huracan GT3	PROAM	1:47.365	156.0
6	17:31:06.951	11:06.951	96	Optimum Motorsport	GBR	Bradley Ellis	GBR	Silver	Oliver Wilkinson	GBR	Bronze	Audi R8 LMS	PROAM	1:47.260	156.2
8	17:38:16.344	18:16.344	28	Daiko Lazarus Racing	ITA	Miguel Ramos	PRT	Bronze				Lamborghini Huracan GT3	PROAM	1:45.848	158.3
9	17:40:02.161	20:02.161	28	Daiko Lazarus Racing	ITA	Miguel Ramos	PRT	Bronze				Lamborghini Huracan GT3	PROAM	1:45.817	158.3



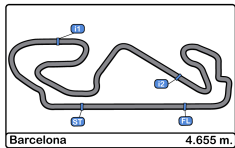


Circuito de Barcelona
International GT Open
Private test - 3 - bronze drivers
Event Best Maximum Speed



Nº	Entrant/Team	Nat	Driver 1	Nat	Status	Driver 2	Nat	Status	Vehicle	Cat	Km/h	Session
7	RACE / BMW Team Teo Martín	ESP	Márcio Basso	BRA	Bronze	Guilherme Salas	BRA	Bronze	BMW M6 GT3	AM	268.6	Private test - 3 - bronze drivers
47	RACE / BMW Team Teo Martín	ESP	Fran Rueda	ESP	Silver	Andrés Saravia	GTM	Silver	BMW M6 GT3	PRO	267.9	Private test - 2
3	RACE / BMW Team Teo Martín	ESP	Lourenço Beirão da Veiga	PRT	Silver	Juan Cruz Álvarez	ARG	Silver	BMW M6 GT3	PRO	267.9	Private test - 2
96	Optimum Motorsport	GBR	Bradley Ellis	GBR	Silver	Oliver Wilkinson	GBR	Bronze	Audi R8 LMS	PROAM	267.9	Private test - 3 - bronze drivers
6	Vincenzo Sospiri Racing	ITA	Giulio Borlenghi	BRA	Bronze	Andrzej Lewandowski	POL	Bronze	Lamborghini Huracan GT3	AM	267.9	Private test - 3 - bronze drivers
28	Daiko Lazarus Racing	ITA	Miguel Ramos	PRT	Bronze				Lamborghini Huracan GT3	PROAM	267.9	Private test - 3 - bronze drivers
25	Imperiale Racing	ITA	Riccardo Agostini	ITA	Gold	Rik Breukers	NLD	Silver	Lamborghini Huracan GT3	PRO	267.3	Private test - 2
27	Daiko Lazarus Racing	ITA	Fabrizio Crestani	ITA	Silver	Miguel Ramos	PRT	Bronze	Lamborghini Huracan GT3	PROAM	266.6	Private test - 2
17	Senkyr Motorsport	CZE	Richard Gonda	SVK	Silver	Mikkel Jensen	DNK	Silver	BMW M6 GT3	PRO	266.6	Private test - 2
52	Luzich Racing	USA	Marco Cioci	ITA	Gold	Matt Griffin	IRL	Gold	Ferrari 488 GT3	PRO	266.0	Private test - 2
66											266.0	Private test - 2
77	Olimp Racing	POL	Marcin Jedlinski	POL	Bronze	Mateusz Lisowski	POL	Silver	Audi R8 LMS	PROAM	266.0	Private test - 3 - bronze drivers
71	Luzich Racing	USA	Alexander West	SWE	Bronze	Michele Rugolo	ITA	Gold	Ferrari 488 GT3	PROAM	266.0	Private test - 3 - bronze drivers
51	Luzich Racing	USA	Alessandro Pier Guidi	ITA	Platinum	Mikkel Mac	DNK	Gold	Ferrari 488 GT3	PRO	265.3	Private test - 2
19	Imperiale Racing	ITA	Jiatong Liang	CHN	Bronze	Raffaele Giammaria	ITA	Gold	Lamborghini Huracan GT3	PROAM	265.3	Private test - 2
21	SPS Automotive Performance	DEU	Giuseppe Cipriani		Bronze				Mercedes AMG GT3	AM	265.3	Private test - 3 - bronze drivers
20	SPS Automotive Performance	DEU	Valentin Pierburg	DEU	Bronze	Tom Onslow-Cole	GBR	Gold	Mercedes AMG GT3	PROAM	265.3	Private test - 3 - bronze drivers
36	Drivex School	ESP	Christian Hahn	BRA	Bronze	Lucas Auer	AUT	Gold	Mercedes AMG GT3	PROAM	265.3	Private test - 3 - bronze drivers
72	Lechner Racing	AUT	Mario Plachutta	AUT	Bronze	Thomas Jäger	DEU	Gold	Mercedes AMG GT3	PROAM	264.7	Private test - 2
63	Imperiale Racing	ITA	Giovanni Venturini	ITA	Gold	Jeroen Mul	NLD	Silver	Lamborghini Huracan GT3	PRO	264.0	Private test - 2
84	Winward Racing / HTP	USA	Russell Ward	USA	Silver	Indy Dontje	NLD	Silver	Mercedes AMG GT3	PRO	264.0	Private test - 2
333	Rinaldi Racing	DEU	Rinat Salikhov	RUS	Bronze	David Perel	ZAF	Silver	Ferrari 488 GT3	PROAM	264.0	Private test - 2
33	Rinaldi Racing	DEU	Christian Hook	DEU	Bronze	Dominik Schwager	DEU	Gold	Ferrari 488 GT3	PROAM	264.0	Private test - 2
16	Drivex School	ESP	Marcelo Hahn	BRA	Bronze	Allam Khodair	BRA	Gold	Mercedes AMG GT3	PROAM	264.0	Private test - 3 - bronze drivers
5	Olimp Racing	POL	Stanislaw Jedlinski	POL	Bronze	Malgorzata Rdest	POL	Bronze	Audi R8 LMS	AM	264.0	Private test - 3 - bronze drivers
11	RS Racing	ITA	Daniele Di Amato	ITA	Silver	Andrea Montermini	ITA	Gold	Ferrari 488 GT3	PRO	263.4	Private test - 2
12	Ombra Racing	ITA	Andrea Rizzoli	ITA	Silver	Damiano Fioravanti	ITA	Silver	Lamborghini Huracan GT3	PRO	263.4	Private test - 2
90	Target Racing	ITA	Alberto Di Folco	ITA	Silver	Adrian Zaugg	CHE	Silver	Lamborghini Huracan GT3	PRO	262.1	Private test - 2
111	Porteiro Motorsport	ESP	Charles Finelli	USA	Bronze	Phillippe Denes	USA	Bronze	Mercedes AMG GT3	AM	262.1	Private test - 3 - bronze drivers
91	Target Racing	ITA	Stefano Costantini	ITA	Bronze	Christoph Lenz	CHE	Bronze	Lamborghini Huracan GT3	AM	260.8	Private test - 2





Circuit de Barcelona
International GT Open
Private test - 3 - bronze drivers
Pit Stop Analysis



5	Stanislaw Jedlinski	AM	Olimp Racing
	Malgorzata Rdest		Audi R8 LMS

Nr.	In Day Time	In Time	Out Time	Pit Time	T. Pit Time	Handicap	Penalty
1	17:38:10.442	17:38:10.442	17:41:08.205	2:57.763	2:57.763		

6	Giulio Borlenghi	AM	Vincenzo Sospiri Racing
	Andrzej Lewandowski		Lamborghini Huracan GT3

Nr.	In Day Time	In Time	Out Time	Pit Time	T. Pit Time	Handicap	Penalty
1	17:41:11.712	17:41:11.712	17:45:02.222	3:50.510	3:50.510		

7	Márcio Basso	AM	RACE / BMW Team Teo Martín
	Guilherme Salas		BMW M6 GT3

Nr.	In Day Time	In Time	Out Time	Pit Time	T. Pit Time	Handicap	Penalty
1	17:35:35.815	17:35:35.815	17:39:14.427	3:38.612	3:38.612		
2	17:50:40.719	17:50:40.719	17:54:03.630	3:22.911	7:01.523		

16	Marcelo Hahn	PROAM	Drivex School
	Allam Khodair		Mercedes AMG GT3

Nr.	In Day Time	In Time	Out Time	Pit Time	T. Pit Time	Handicap	Penalty
1	17:27:06.954	17:27:06.954	17:28:47.285	1:40.331	1:40.331		
2	17:36:07.413	17:36:07.413	17:38:45.265	2:37.852	4:18.183		
3	17:47:58.201	17:47:58.201	17:51:51.646	3:53.445	8:11.628		

19	Jiatong Liang	PROAM	Imperiale Racing
	Raffaele Giammaria		Lamborghini Huracan GT3

Nr.	In Day Time	In Time	Out Time	Pit Time	T. Pit Time	Handicap	Penalty
1	17:29:11.533	17:29:11.533	17:34:52.055	5:40.522	5:40.522		
2	17:42:26.013	17:42:26.013	17:44:39.360	2:13.347	7:53.869		
3	17:52:10.533	17:52:10.533	17:53:44.307	1:33.774	9:27.643		

20	Valentin Pierburg	PROAM	SPS Automotive Performance
	Tom Onslow-Cole		Mercedes AMG GT3

Nr.	In Day Time	In Time	Out Time	Pit Time	T. Pit Time	Handicap	Penalty
1	17:36:27.276	17:36:27.276	17:38:40.377	2:13.101	2:13.101		
2	17:47:44.155	17:47:44.155	17:50:23.901	2:39.746	4:52.847		

21	Giuseppe Cipriani	AM	SPS Automotive Performance
			Mercedes AMG GT3

Nr.	In Day Time	In Time	Out Time	Pit Time	T. Pit Time	Handicap	Penalty
1	17:35:23.495	17:35:23.495	17:38:16.697	2:53.202	2:53.202		
2	17:49:12.652	17:49:12.652	17:51:12.246	1:59.594	4:52.796		

28	Miguel Ramos	PROAM	Daiko Lazarus Racing
			Lamborghini Huracan GT3

Nr.	In Day Time	In Time	Out Time	Pit Time	T. Pit Time	Handicap	Penalty
1	17:31:36.986	17:31:36.986	17:34:23.203	2:46.217	2:46.217		

36	Christian Hahn	PROAM	Drivex School
	Lucas Auer		Mercedes AMG GT3

Nr.	In Day Time	In Time	Out Time	Pit Time	T. Pit Time	Handicap	Penalty
1	17:34:47.156	17:34:47.156	17:40:57.720	6:10.564	6:10.564		
2	17:44:52.479	17:44:52.479	17:48:30.101	3:37.622	9:48.186		

71	Alexander West	PROAM	Luzich Racing
	Michele Rugolo		Ferrari 488 GT3

Nr.	In Day Time	In Time	Out Time	Pit Time	T. Pit Time	Handicap	Penalty
1	17:34:52.798	17:34:52.798	17:37:02.825	2:10.027	2:10.027		

2	17:46:15.671	17:46:15.671	17:47:29.735	1:14.064	3:24.091		
---	--------------	--------------	--------------	----------	----------	--	--

72	Mario Plachutta	PROAM	Lechner Racing
	Thomas Jäger		Mercedes AMG GT3

Nr.	In Day Time	In Time	Out Time	Pit Time	T. Pit Time	Handicap	Penalty
1	17:38:15.134	17:38:15.134	17:40:26.559	2:11.425	2:11.425		
2	17:49:42.221	17:49:42.221	17:52:39.462	2:57.241	5:08.666		

77	Marcin Jedlinski	PROAM	Olimp Racing
	Mateusz Lisowski		Audi R8 LMS

Nr.	In Day Time	In Time	Out Time	Pit Time	T. Pit Time	Handicap	Penalty
1	17:39:22.183	17:39:22.183	17:41:57.281	2:35.098	2:35.098		

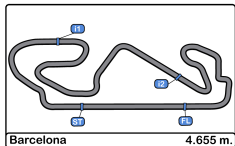
96	Bradley Ellis	PROAM	Optimum Motorsport
	Oliver Wilkinson		Audi R8 LMS

Nr.	In Day Time	In Time	Out Time	Pit Time	T. Pit Time	Handicap	Penalty
1	17:32:59.972	17:32:59.972	17:34:30.774	1:30.802	1:30.802		
2	17:36:30.847	17:36:30.847	17:37:47.557	1:16.710	2:47.512		
3	17:43:16.808	17:43:16.808	17:44:42.025	1:25.217	4:12.729		
4	17:50:46.200	17:50:46.200	17:58:40.906	7:54.706	12:07.435		

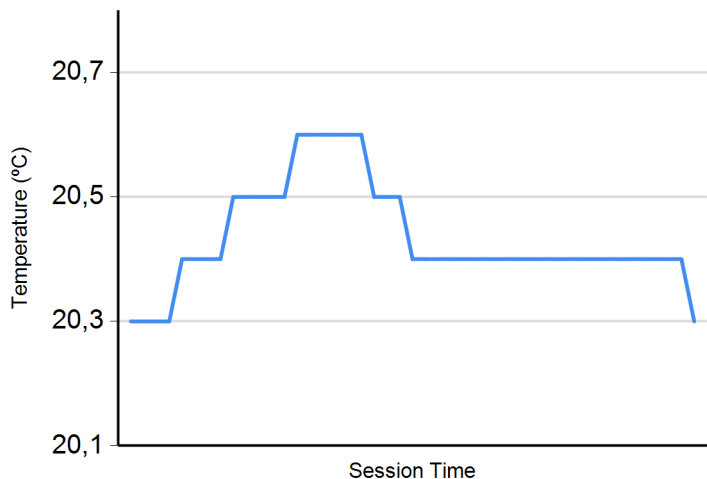
111	Charles Finelli	AM	Porteiro Motorsport
	Phillippe Denes		Mercedes AMG GT3

Nr.	In Day Time	In Time	Out Time	Pit Time	T. Pit Time	Handicap	Penalty
1	17:37:06.961	17:37:06.961	17:38:52.788	1:45.827	1:45.827		

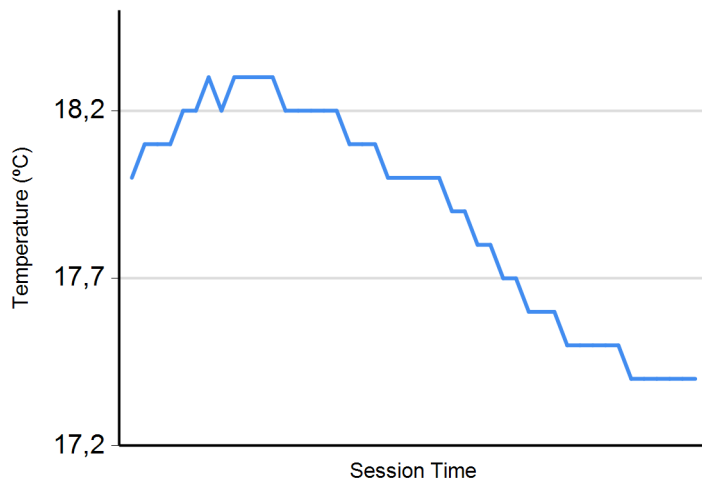




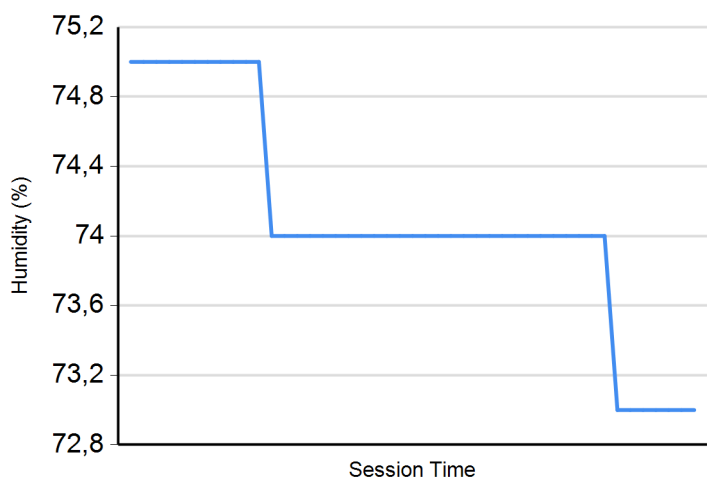
Air Temperature



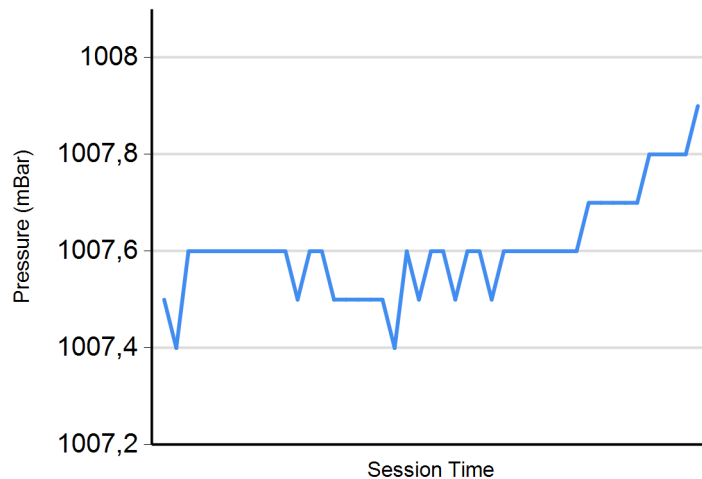
Track Temperature



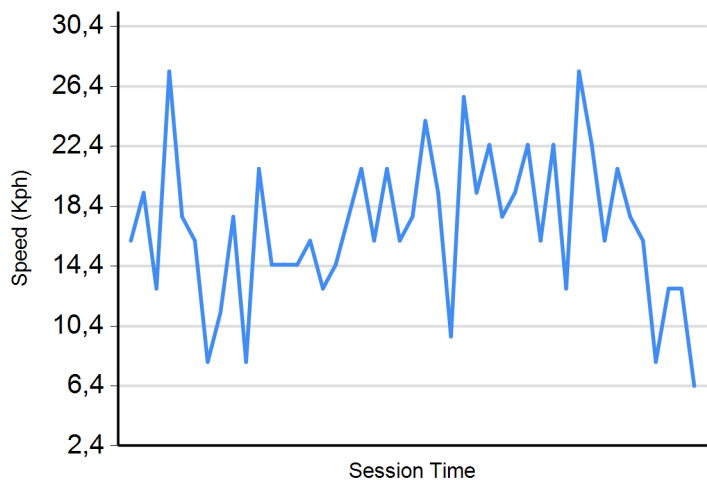
Humidity



Pressure



Wind Speed



Wind direction

North = 0°/360° Est = 90° South = 180° West = 270°

