


**Circuito de Barcelona**  
**International GT Open**  
**Free Practice - 1**  
**Provisional Results**



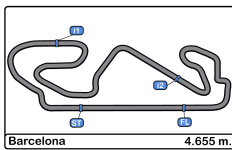
Cls	Nº	Entrant/Team	Nat	Driver 1	Nat	Driver 2	Nat	Vehicle	Cat	Cls	Laps	Best	Time	Gap	Interval	Km/h		
1	36	Drivex School	ESP	Christian Hahn	BRA	Bronze	Lucas Auer	AUT	Gold	Mercedes AMG GT3	PROAM	1	21	11	1:45.957		158.1	
2	6	Vincenzo Sospiri Racing	ITA	Kang Ling	CHN	Silver	Philip Keen	GBR	Gold	Lamborghini Huracan GT3	PRO	1	22	17	1:46.073	0.116	0.116	157.9
3	77	Olimp Racing	POL	Marcin Jedlinski	POL	Bronze	Mateusz Lisowski	POL	Silver	Audi R8 LMS	PROAM	2	23	21	1:46.307	0.350	0.234	157.6
4	72	Lechner Racing	AUT	Mario Plachutta	AUT	Bronze	Thomas Jäger	DEU	Gold	Mercedes AMG GT3	PROAM	3	20	11	1:46.308	0.351	0.001	157.6
5	63	Imperiale Racing	ITA	Giovanni Venturini	ITA	Gold	Jeroen Mul	NLD	Silver	Lamborghini Huracan GT3	PRO	2	19	16	1:46.351	0.394	0.043	157.5
6	51	Luzich Racing	USA	Alessandro Pier Guidi	ITA	Platinum	Mikkel Mac	DNK	Gold	Ferrari 488 GT3	PRO	3	24	20	1:46.383	0.426	0.032	157.5
7	16	Drivex School	ESP	Marcelo Hahn	BRA	Bronze	Allam Khodair	BRA	Gold	Mercedes AMG GT3	PROAM	4	22	17	1:46.401	0.444	0.018	157.4
8	25	Imperiale Racing	ITA	Riccardo Agostini	ITA	Gold	Rik Breukers	NLD	Silver	Lamborghini Huracan GT3	PRO	4	23	21	1:46.438	0.481	0.037	157.4
9	96	Optimum Motorsport	GBR	Bradley Ellis	GBR	Silver	Oliver Wilkinson	GBR	Bronze	Audi R8 LMS	PROAM	5	22	21	1:46.500	0.543	0.062	157.3
10	27	Daiko Lazarus Racing	ITA	Fabrizio Crestani	ITA	Silver	Miguel Ramos	PRT	Bronze	Lamborghini Huracan GT3	PROAM	6	20	2	1:46.504	0.547	0.004	157.3
11	90	Target Racing	ITA	Alberto Di Folco	ITA	Silver	Adrian Zaugg	CHE	Silver	Lamborghini Huracan GT3	PRO	5	21	8	1:46.548	0.591	0.044	157.2
12	333	Rinaldi Racing	DEU	Rinat Salikhov	RUS	Bronze	David Perel	ZAF	Silver	Ferrari 488 GT3	PROAM	7	22	18	1:46.634	0.677	0.086	157.1
13	28	Daiko Lazarus Racing	ITA	Toby Sowery	GBR	Silver	Giuseppe Cipriani	ITA	Bronze	Lamborghini Huracan GT3	PROAM	8	10	6	1:46.659	0.702	0.025	157.1
14	33	Rinaldi Racing	DEU	Christian Hook	DEU	Bronze	Dominik Schwager	DEU	Gold	Ferrari 488 GT3	PROAM	9	24	14	1:46.664	0.707	0.005	157.1
15	47	RACE / BMW Team Teo Martín	ESP	Fran Rueda	ESP	Silver	Andrés Saravia	GTM	Silver	BMW M6 GT3	PRO	6	26	11	1:46.712	0.755	0.048	157.0
16	3	RACE / BMW Team Teo Martín	ESP	Lourenço Beirão da Veiga	PRT	Silver	Juan Cruz Álvarez	ARG	Silver	BMW M6 GT3	PRO	7	21	10	1:46.773	0.816	0.061	156.9
17	52	Luzich Racing	USA	Marco Cioci	ITA	Gold	Matt Griffin	IRL	Gold	Ferrari 488 GT3	PRO	8	23	14	1:46.806	0.849	0.033	156.9
18	11	RS Racing	ITA	Daniele Di Amato	ITA	Silver	Andrea Montermini	ITA	Gold	Ferrari 488 GT3	PRO	9	24	22	1:46.843	0.886	0.037	156.8
19	12	Ombra Racing	ITA	Andrea Rizzoli	ITA	Silver	Damiano Fioravanti	ITA	Silver	Lamborghini Huracan GT3	PRO	10	22	6	1:46.853	0.896	0.010	156.8
20	19	Imperiale Racing	ITA	Jiatong Liang	CHN	Bronze	Raffaele Giammaria	ITA	Gold	Lamborghini Huracan GT3	PROAM	10	21	9	1:47.012	1.055	0.159	156.5
21	111	Porteiro Motorsport	ESP	Charles Finelli	USA	Bronze	Phillippe Denes	USA	Bronze	Mercedes AMG GT3	AM	1	22	3	1:47.026	1.069	0.014	156.5
22	84	Winward Racing / HTP	USA	Russell Ward	USA	Silver	Indy Dontje	NLD	Silver	Mercedes AMG GT3	PRO	11	21	19	1:47.080	1.123	0.054	156.4
23	71	Luzich Racing	USA	Alexander West	SWE	Bronze	Michele Rugolo	ITA	Gold	Ferrari 488 GT3	PROAM	11	22	9	1:47.237	1.280	0.157	156.2
24	66	Vincenzo Sospiri Racing	ITA	Giulio Borlenghi	BRA	Bronze	Andrzej Lewandowski	POL	Bronze	Lamborghini Huracan GT3	AM	2	22	7	1:47.391	1.434	0.154	156.0
25	17	Senkyr Motorsport	CZE	Richard Gonda	SVK	Silver	Mikkel Jensen	DNK	Silver	BMW M6 GT3	PRO	12	19	17	1:47.701	1.744	0.310	155.5
26	91	Target Racing	ITA	Stefano Costantini	ITA	Bronze	Christoph Lenz	CHE	Bronze	Lamborghini Huracan GT3	AM	3	19	7	1:48.380	2.423	0.679	154.6
27	5	Olimp Racing	POL	Stanislaw Jedlinski	POL	Bronze	Malgorzata Rdest	POL	Bronze	Audi R8 LMS	AM	4	21	20	1:48.416	2.459	0.036	154.5
28	99	Sports and You	PRT	Manuel Da Costa	PRT	Bronze	Miguel Sardinha	PRT	Bronze	Mercedes AMG GT3	AM	5	21	9	1:48.636	2.679	0.220	154.2
29	20	SPS Automotive Performance	DEU	Valentin Pierburg	DEU	Bronze	Tom Onslow-Cole	GBR	Gold	Mercedes AMG GT3	PROAM	12	9	4	1:48.752	2.795	0.116	154.0
30	7	RACE / BMW Team Teo Martín	ESP	Márcio Basso	BRA	Bronze	Guilherme Salas	BRA	Bronze	BMW M6 GT3	AM	6	23	22	1:50.841	4.884	2.089	151.1

Published at:.....

Track Temp: 20.0 °C    Air Temp: 22.3 °C    Humidity: 64 %    Track Status: DRY

<b>Stewards:</b>	<b>Race Director:</b>	<b>Timekeeper:</b> 
------------------	-----------------------	--





**Circuito de Barcelona**  
**International GT Open**  
**Free Practice - 1**  
**Provisional Results by Class**



Cls	Nº	Entrant/Team	Nat	Driver 1	Nat	Status	Driver 2	Nat	Status	Vehicle	Cat	Cls	Laps	Best	Time	Gap	Interval	Km/h	
<b>PRO</b>																			
1	6	Vincenzo Sospiri Racing	ITA	Kang Ling	CHN	Silver	Philip Keen	GBR	Gold	Lamborghini Huracan GT3	PRO	1	22	17	1:46.073			157.9	
2	63	Imperiale Racing	ITA	Giovanni Venturini	ITA	Gold	Jeroen Mul	NLD	Silver	Lamborghini Huracan GT3	PRO	2	19	16	1:46.351	0.278	0.278	157.5	
3	51	Luzich Racing	USA	Alessandro Pier Guidi	ITA	Platinum	Mikkel Mac	DNK	Gold	Ferrari 488 GT3	PRO	3	24	20	1:46.383	0.310	0.032	157.5	
4	25	Imperiale Racing	ITA	Riccardo Agostini	ITA	Gold	Rik Breukers	NLD	Silver	Lamborghini Huracan GT3	PRO	4	23	21	1:46.438	0.365	0.055	157.4	
5	90	Target Racing	ITA	Alberto Di Folco	ITA	Silver	Adrian Zaugg	CHE	Silver	Lamborghini Huracan GT3	PRO	5	21	8	1:46.548	0.475	0.110	157.2	
6	47	RACE / BMW Team Teo Martín	ESP	Fran Rueda	ESP	Silver	Andrés Saravia	GTM	Silver	BMW M6 GT3	PRO	6	26	11	1:46.712	0.639	0.164	157.0	
7	3	RACE / BMW Team Teo Martín	ESP	Lourenço Beirão da Veiga	PRT	Silver	Juan Cruz Álvarez	ARG	Silver	BMW M6 GT3	PRO	7	21	10	1:46.773	0.700	0.061	156.9	
8	52	Luzich Racing	USA	Marco Cioci	ITA	Gold	Matt Griffin	IRL	Gold	Ferrari 488 GT3	PRO	8	23	14	1:46.806	0.733	0.033	156.9	
9	11	RS Racing	ITA	Daniele Di Amato	ITA	Silver	Andrea Montermini	ITA	Gold	Ferrari 488 GT3	PRO	9	24	22	1:46.843	0.770	0.037	156.8	
10	12	Ombra Racing	ITA	Andrea Rizzoli	ITA	Silver	Damiano Fioravanti	ITA	Silver	Lamborghini Huracan GT3	PRO	10	22	6	1:46.853	0.780	0.010	156.8	
11	84	Winward Racing / HTP	USA	Russell Ward	USA	Silver	Indy Dontje	NLD	Silver	Mercedes AMG GT3	PRO	11	21	19	1:47.080	1.007	0.227	156.4	
12	17	Senkyr Motorsport	CZE	Richard Gonda	SVK	Silver	Mikkel Jensen	DNK	Silver	BMW M6 GT3	PRO	12	19	17	1:47.701	1.628	0.621	155.5	
<b>PROAM</b>																			
1	36	Drivex School	ESP	Christian Hahn	BRA	Bronze	Lucas Auer	AUT	Gold	Mercedes AMG GT3	PROAM	1	21	11	1:45.957			158.1	
2	77	Olimp Racing	POL	Marcin Jedliński	POL	Bronze	Mateusz Lisowski	POL	Silver	Audi R8 LMS	PROAM	2	23	21	1:46.307	0.350	0.350	157.6	
3	72	Lechner Racing	AUT	Mario Plachutta	AUT	Bronze	Thomas Jäger	DEU	Gold	Mercedes AMG GT3	PROAM	3	20	11	1:46.308	0.351	0.001	157.6	
4	16	Drivex School	ESP	Marcelo Hahn	BRA	Bronze	Allam Khodair	BRA	Gold	Mercedes AMG GT3	PROAM	4	22	17	1:46.401	0.444	0.093	157.4	
5	96	Optimum Motorsport	GBR	Bradley Ellis	GBR	Silver	Oliver Wilkinson	GBR	Bronze	Audi R8 LMS	PROAM	5	22	21	1:46.500	0.543	0.099	157.3	
6	27	Daiko Lazarus Racing	ITA	Fabrizio Crestani	ITA	Silver	Miguel Ramos	PRT	Bronze	Lamborghini Huracan GT3	PROAM	6	20	2	1:46.504	0.547	0.004	157.3	
7	333	Rinaldi Racing	DEU	Rinat Salikhov	RUS	Bronze	David Perel	ZAF	Silver	Ferrari 488 GT3	PROAM	7	22	18	1:46.634	0.677	0.130	157.1	
8	28	Daiko Lazarus Racing	ITA	Toby Sowery	GBR	Silver	Giuseppe Cipriani	ITA	Bronze	Lamborghini Huracan GT3	PROAM	8	10	6	1:46.659	0.702	0.025	157.1	
9	33	Rinaldi Racing	DEU	Christian Hook	DEU	Bronze	Dominik Schwager	DEU	Gold	Ferrari 488 GT3	PROAM	9	24	14	1:46.664	0.707	0.005	157.1	
10	19	Imperiale Racing	ITA	Jiatong Liang	CHN	Bronze	Raffaele Giammaria	ITA	Gold	Lamborghini Huracan GT3	PROAM	10	21	9	1:47.012	1.055	0.348	156.5	
11	71	Luzich Racing	USA	Alexander West	SWE	Bronze	Michele Rugolo	ITA	Gold	Ferrari 488 GT3	PROAM	11	22	9	1:47.237	1.280	0.225	156.2	
12	20	SPS Automotive Performance	DEU	Valentin Pierburg	DEU	Bronze	Tom Onslow-Cole	GBR	Gold	Mercedes AMG GT3	PROAM	12	9	4	1:48.752	2.795	1.515	154.0	
<b>AM</b>																			
1	111	Porteiro Motorsport	ESP	Charles Finelli	USA	Bronze	Phillippe Denes	USA	Bronze	Mercedes AMG GT3	AM	1	22	3	1:47.026			156.5	
2	66	Vincenzo Sospiri Racing	ITA	Giulio Borlenghi	BRA	Bronze	Andrzej Lewandowski	POL	Bronze	Lamborghini Huracan GT3	AM	2	22	7	1:47.391	0.365	0.365	156.0	
3	91	Target Racing	ITA	Stefano Costantini	ITA	Bronze	Christoph Lenz	CHE	Bronze	Lamborghini Huracan GT3	AM	3	19	7	1:48.380	1.354	0.989	154.6	
4	5	Olimp Racing	POL	Stanislaw Jedliński	POL	Bronze	Malgorzata Rdest	POL	Bronze	Audi R8 LMS	AM	4	21	20	1:48.416	1.390	0.036	154.5	
5	99	Sports and You	PRT	Manuel Da Costa	PRT	Bronze	Miguel Sardinha	PRT	Bronze	Mercedes AMG GT3	AM	5	21	9	1:48.636	1.610	0.220	154.2	
6	7	RACE / BMW Team Teo Martín	ESP	Márcio Basso	BRA	Bronze	Guilherme Salas	BRA	Bronze	BMW M6 GT3	AM	6	23	22	1:50.841	3.815	2.205	151.1	

Published at:.....

Track Temp: 20.0 °C    Air Temp: 22.3 °C    Humidity: 64 %    Track Status: DRY

<b>Stewards:</b>	<b>Race Director:</b>	<b>Timekeeper:</b>
------------------	-----------------------	--------------------





**Circuit de Barcelona**  
**International GT Open**  
**Free Practice - 1**  
**Lap Analysis**



3							6								
1 Lourenço Beirão da Veiga							1 Kang Ling								
BMW M6 GT3							Lamborghini Huracan GT3								
PRO							PRO								
2 Juan Cruz Álvarez							2 Philip Keen								
RACE / BMW Team Teo Martín							Vincenzo Sospiri Racing								
Lap	D	Time	Sector 1	Sector 2	Sector 3	T. Spd	Elapsed	Lap	D	Time	Sector 1	Sector 2	Sector 3	T. Spd	Elapsed
1		10:48:32.413	10:47:11.288	44.331	36.794	191.4	10:48:32.413	1		10:48:06.107	10:46:40.669	46.039	39.399	163.3	10:48:06.107
2		1:48.275	30.669	41.898	35.708	266.6	10:50:20.688	2		1:55.388	32.623	44.575	38.190	224.5	10:50:01.495
3		1:50.139	30.453	42.870	36.816	266.0	10:52:10.827	3		1:57.738	32.358	47.220	38.160	260.2	10:51:59.233
4		1:47.439	30.280	41.635	35.524	266.0	10:53:58.266	4		1:50.011	30.951	42.965	36.095	262.1	10:53:49.244
5		2:03.491 P	30.624	43.854	49.013	266.6	10:56:01.757	5		1:49.970	30.701	43.191	36.078	264.7	10:55:39.214
6		6:18.097	4:53.377	47.883	36.837	191.4	11:02:19.854	6		1:48.943	30.509	42.643	35.791	265.3	10:57:28.157
7		1:48.010	30.457	41.941	35.612	266.6	11:04:07.864	7		1:48.854	30.337	42.793	35.724	266.0	10:59:17.011
8		1:52.868 P	30.125	41.705	41.038	268.6	11:06:00.732	8		1:48.299	30.374	42.291	35.634	264.0	11:01:05.310
9		15:42.101	14:19.881	43.633	38.587	122.8	11:21:42.833	9		1:48.309	30.513	42.207	35.589	265.3	11:02:53.619
10		<b>1:46.773</b>	30.203	<b>41.346</b>	<b>35.224</b>	265.3	11:23:29.606	10		1:47.983	30.367	42.105	35.511	264.7	11:04:41.602
11		1:52.341	30.891	44.719	36.731	269.3	11:25:21.947	11		1:56.400 P	31.196	43.084	42.120	265.3	11:06:38.002
12		2:05.842 P	<b>29.866</b>	45.512	50.464	267.9	11:27:27.789	12		14:24.696	13:06.163	42.243	36.290	184.9	11:21:02.698
13		5:18.481	4:00.012	42.539	35.930	183.3	11:32:46.270	13		1:48.593	30.950	42.176	35.467	264.0	11:22:51.291
14		1:47.668	30.412	41.782	35.474	266.0	11:34:33.938	14		1:54.376 P	30.392	42.109	41.875	266.0	11:24:45.667
15		1:47.531	30.088	41.940	35.503	267.9	11:36:21.469	15		9:45.369	8:24.425	43.272	37.672	191.1	11:34:31.036
16		1:47.472	30.032	41.826	35.614	267.9	11:38:08.941	16		1:46.963	30.227	41.714	35.022	267.3	11:36:17.999
17		1:47.603	30.110	41.880	35.613	266.6	11:39:56.544	17		<b>1:46.073</b>	29.918	41.391	<b>34.764</b>	267.3	11:38:04.072
18		1:50.012	30.254	41.897	37.861	266.6	11:41:46.556	18		1:48.694	<b>29.830</b>	41.304	37.560	266.6	11:39:52.766
19		1:54.562 P	31.031	42.277	41.254	270.0	11:43:41.118	19		1:53.837 P	31.169	42.795	39.873	266.6	11:41:46.603
20		2:33.736	1:16.150	42.041	35.545	191.1	11:46:14.854	20		3:13.701	1:57.388	41.545	34.768	192.5	11:45:00.304
21		2:02.724 P	30.072	41.980	50.672	267.9	11:48:17.578	21		1:46.304	30.189	<b>41.184</b>	34.931	266.6	11:46:46.608
22		1:57.705 P	30.047	41.519	46.139	266.6	11:48:44.313								
5							7								
1 Stanislaw Jedlinski							1 Márcio Basso								
Audi R8 LMS							BMW M6 GT3								
AM							AM								
2 Malgorzata Rdest							2 Guilherme Salas								
Olimp Racing							RACE / BMW Team Teo Martín								
Lap	D	Time	Sector 1	Sector 2	Sector 3	T. Spd	Elapsed	Lap	D	Time	Sector 1	Sector 2	Sector 3	T. Spd	Elapsed
1		10:47:58.517	10:46:34.137	46.115	38.265	177.6	10:47:58.517	1		10:47:31.467	10:46:04.162	46.900	40.405	183.3	10:47:31.467
2		1:55.810	32.638	44.535	38.637	258.9	10:49:54.327	2		1:54.977	32.025	44.528	38.424	260.8	10:49:26.444
3		1:54.428	32.177	44.585	37.666	258.9	10:51:48.755	3		1:52.935	31.504	44.005	37.426	262.1	10:51:19.379
4		1:57.099	32.448	45.422	39.229	258.9	10:53:45.854	4		1:55.008	31.451	43.970	39.587	262.1	10:53:14.387
5		2:14.823 P	33.224	47.138	54.461	256.5	10:56:00.677	5		1:52.762	31.058	44.627	37.077	264.7	10:55:07.149
6		5:22.158	3:59.128	45.205	37.825	123.5	11:01:22.835	6		1:52.898	31.601	43.740	37.557	264.0	10:57:00.047
7		1:53.207	31.897	44.102	37.208	258.9	11:03:16.042	7		1:52.622	31.230	43.851	37.541	264.7	10:58:52.669
8		1:56.747	33.354	44.992	38.401	258.9	11:05:12.789	8		1:51.612	31.062	43.377	37.173	262.7	11:00:44.281
9		1:59.898	32.491	47.228	40.179	259.6	11:07:12.687	9		1:51.895	31.331	43.297	37.267	263.4	11:02:36.176
10		2:11.971 P	32.849	47.172	51.950	260.8	11:09:24.658	10		2:01.198 P	31.096	43.459	46.643	264.0	11:04:37.374
11		14:52.147 P	13:10.412	52.327	49.408	114.1	11:24:16.805	11		5:04.395 P	3:29.823	47.430	47.142	190.8	11:09:41.769
12		2:55.869 P	1:19.464	49.982	46.423	189.8	11:27:12.674	12		11:28.932 P	10:04.371	43.550	41.011	188.4	11:21:10.701
13		5:04.826	3:40.461	45.951	38.414	190.1	11:32:17.500	13		3:11.223	1:44.133	46.300	40.790	194.2	11:24:21.924
14		1:54.121	32.246	44.933	36.942	258.3	11:34:11.621	14		1:54.176 P	<b>30.270</b>	<b>41.428</b>	42.478	265.3	11:26:16.100
15		1:51.290	31.488	43.297	36.505	260.2	11:36:02.911	15		7:02.903	5:34.599	47.361	40.943	185.8	11:33:19.003
16		1:50.035	31.049	42.863	36.123	261.5	11:37:52.946	16		1:52.264	31.346	43.782	37.136	261.5	11:35:11.267
17		1:48.975	30.919	42.458	35.598	261.5	11:39:41.921	17		1:50.909	30.865	43.255	36.789	264.0	11:37:02.176
18		1:49.002	30.670	42.673	35.659	262.7	11:41:30.923	18		1:51.692	30.897	43.224	37.571	264.0	11:38:53.868
19		1:48.526	30.700	42.406	<b>35.420</b>	263.4	11:43:19.449	19		1:52.294	30.890	44.021	37.383	264.7	11:40:46.162
20		<b>1:48.416</b>	<b>30.520</b>	<b>42.201</b>	35.695	264.0	11:45:07.865	20		1:51.145	31.108	43.120	36.917	266.0	11:42:37.307
21		2:05.178 P	32.138	45.245	47.795	263.4	11:47:13.043	21		1:52.109	31.519	43.932	<b>36.658</b>	266.0	11:44:29.416
22								22		<b>1:50.841</b>	30.747	43.160	36.934	265.3	11:46:20.257
23		2:04.453 P						23		2:04.453 P	30.713	44.521	49.219	265.3	11:48:24.710





**Circuit de Barcelona**  
**International GT Open**  
**Free Practice - 1**  
**Lap Analysis**



11							16								
1 Daniele Di Amato			Ferrari 488 GT3				1 Marcelo Hahn			Mercedes AMG GT3					
PRO			2 Andrea Montermini				RS Racing			PROAM					
2 Allam Khodair			Drivex School												
Lap	D	Time	Sector 1	Sector 2	Sector 3	T. Spd	Elapsed	Lap	D	Time	Sector 1	Sector 2	Sector 3	T. Spd	Elapsed
1		10:47:46.039	P 10:46:20.566	43.942	41.531	185.5	10:47:46.039	1		10:51:12.470	10:49:52.352	43.950	36.168	191.1	10:51:12.470
2		2:25.595	1:04.986	42.723	37.886	194.2	10:50:11.634	2		1:47.258	30.221	41.810	35.227	261.5	10:52:59.728
3		2:15.096	32.399	51.718	50.979	266.0	10:52:26.730	3		1:47.302	30.272	41.783	35.247	263.4	10:54:47.030
4		1:48.802	30.415	42.432	35.955	265.3	10:54:15.532	4		1:46.896	30.077	41.626	35.193	262.7	10:56:33.926
5		1:48.236	30.477	42.141	35.618	263.4	10:56:03.768	5		1:47.289	30.161	41.847	35.281	263.4	10:58:21.215
6		1:56.723	P 30.070	42.010	44.643	266.6	10:58:00.491	6		1:52.120	P 30.480	41.632	40.008	263.4	11:00:13.335
7		3:57.527	2:39.279	42.144	36.104	194.5	11:01:58.018	7		5:24.578	4:05.055	43.094	36.429	153.1	11:05:37.913
8		1:47.342	30.151	41.760	35.431	265.3	11:03:45.360	8		1:47.157	30.291	41.564	35.302	262.1	11:07:25.070
9		1:47.675	30.117	41.729	35.829	265.3	11:05:33.035	9		2:07.378	P 30.104	43.668	53.606	264.0	11:09:32.448
10		1:47.655	30.169	41.584	35.902	265.3	11:07:20.690	10		12:33.733	11:14.967	42.932	35.834	187.8	11:22:06.181
11		2:09.099	P 30.811	44.991	53.297	266.0	11:09:29.789	11		1:48.733	30.477	42.190	36.066	261.5	11:23:54.914
12		12:21.500	10:51.153	46.780	43.567	127.5	11:21:51.289	12		1:47.530	30.155	42.010	35.365	262.7	11:25:42.444
13		1:48.403	30.646	42.204	35.553	264.0	11:23:39.692	13		1:57.139	P 31.306	41.827	44.006	263.4	11:27:39.583
14		1:47.526	30.052	42.096	35.378	266.6	11:25:27.218	14		4:58.320	3:36.986	42.035	39.299	193.2	11:32:37.903
15		2:04.915	P 31.170	42.814	50.931	266.0	11:27:32.133	15		1:51.340	31.639	43.302	36.399	262.1	11:34:29.243
16		5:57.513	4:36.060	41.930	39.523	192.1	11:33:29.646	16		1:46.529	30.039	41.559	34.931	263.4	11:36:15.772
17		1:47.588	30.178	41.805	35.605	264.0	11:35:17.234	17		1:46.401	30.051	41.272	35.078	264.7	11:38:02.173
18		1:57.176	30.343	49.907	36.926	266.6	11:37:14.410	18		1:58.363	30.078	50.740	37.545	266.0	11:40:00.536
19		1:48.736	30.001	42.319	36.416	266.0	11:39:03.146	19		1:50.467	30.046	42.366	38.055	262.7	11:41:51.003
20		1:47.171	30.213	41.798	35.160	266.0	11:40:50.317	20		1:48.096	30.398	41.581	36.117	263.4	11:43:39.099
21		1:48.840	30.120	43.290	35.430	267.3	11:42:39.157	21		1:47.067	30.042	41.452	35.573	262.1	11:45:26.166
22		1:46.843	29.801	41.937	35.105	267.9	11:44:26.000	22		1:51.010	P 30.096	41.692	39.222	263.4	11:47:17.176
23		1:46.971	30.262	41.605	35.104	267.9	11:46:12.971								
24		2:03.556	P 30.097	42.350	51.109	267.3	11:48:16.527								

12							17								
1 Andrea Rizzoli			Lamborghini Huracan GT3				1 Richard Gonda			BMW M6 GT3					
PRO			2 Damiano Fioravanti				Ombra Racing			PRO					
2 Mikkel Jensen			Senkyr Motorsport												
Lap	D	Time	Sector 1	Sector 2	Sector 3	T. Spd	Elapsed	Lap	D	Time	Sector 1	Sector 2	Sector 3	T. Spd	Elapsed
1		10:48:56.641	10:47:32.919	44.708	39.014	182.1	10:48:56.641	1		10:49:45.495	10:48:22.490	43.997	39.008	181.2	10:49:45.495
2		1:49.240	31.240	42.257	35.743	262.7	10:50:45.881	2		1:50.067	30.791	42.473	36.803	266.0	10:51:35.562
3		1:47.671	30.220	41.919	35.532	264.0	10:52:33.552	3		1:48.863	30.682	42.230	35.951	264.7	10:53:24.425
4		1:55.732	P 30.271	41.917	43.544	264.7	10:54:29.284	4		1:48.397	30.393	42.089	35.915	264.7	10:55:12.822
5		3:15.174	1:57.148	42.010	36.016	167.9	10:57:44.458	5		1:52.806	P 30.436	41.970	40.400	265.3	10:57:05.628
6		1:46.853	30.100	41.576	35.177	265.3	10:59:31.311	6		5:10.517	3:51.331	42.755	36.431	191.4	11:02:16.145
7		1:48.566	30.167	42.597	35.802	264.0	11:01:19.877	7		1:50.559	30.460	42.454	37.645	265.3	11:04:06.704
8		1:47.318	30.182	41.751	35.385	264.0	11:03:07.195	8		1:48.450	30.311	42.043	36.096	266.6	11:05:55.154
9		1:47.046	30.036	41.670	35.340	264.0	11:04:54.241	9		1:53.286	P 30.302	42.613	40.371	262.7	11:07:48.440
10		1:53.896	P 30.383	43.121	40.392	264.7	11:06:48.137	10		13:50.634	12:26.780	43.605	40.249	184.9	11:21:39.074
11		14:06.443	12:47.352	43.172	35.919	186.5	11:20:54.580	11		1:49.621	30.888	42.456	36.277	263.4	11:23:28.695
12		1:48.318	30.776	42.105	35.437	261.5	11:22:42.898	12		1:51.323	30.624	42.178	38.521	262.1	11:25:20.018
13		1:47.858	30.227	41.718	35.913	263.4	11:24:30.756	13		2:06.821	P 30.672	44.934	51.215	264.7	11:27:26.839
14		2:00.352	P 30.124	41.977	48.251	265.3	11:26:31.108	14		5:25.031	4:04.577	42.702	37.752	192.1	11:32:51.870
15		6:51.925	5:30.720	42.544	38.661	190.4	11:33:23.033	15		1:48.706	30.536	42.220	35.950	264.0	11:34:40.576
16		1:53.745	30.527	42.081	41.137	262.7	11:35:16.778	16		1:48.261	30.467	42.175	35.619	267.9	11:36:28.837
17		1:53.429	30.586	42.721	40.122	264.7	11:37:10.207	17		1:47.701	30.266	41.808	35.627	266.0	11:38:16.538
18		1:52.521	P 30.260	41.939	40.322	264.0	11:39:02.728	18		1:47.812	30.156	41.918	35.738	266.6	11:40:04.350
19		3:02.532	1:39.916	44.208	38.408	154.2	11:42:05.260	19		1:51.439	P 30.375	42.054	39.010	268.6	11:41:55.789
20		1:47.750	30.540	41.831	35.379	264.7	11:43:53.010								
21		1:47.479	30.079	41.861	35.539	266.0	11:45:40.489								
22		1:56.661	P 30.198	41.961	44.502	265.3	11:47:37.150								





**Circuit de Barcelona**  
**International GT Open**  
**Free Practice - 1**  
**Lap Analysis**



**19**

1 Jiatong Liang  
 PROAM  
 2 Raffaele Giammaria  
 Imperiale Racing

Lamborghini Huracan GT3  
 Imperiale Racing

**25**

1 Riccardo Agostini  
 PRO  
 2 Rik Breukers  
 Imperiale Racing

Lamborghini Huracan GT3  
 Imperiale Racing

Lap	D	Time	Sector 1	Sector 2	Sector 3	T. Spd	Elapsed
1		10:48:38.727	10:47:17.354	44.035	37.338	190.1	10:48:38.727
2		1:48.129	30.483	41.955	35.691	262.1	10:50:26.856
3		1:49.906	31.325	42.238	36.343	264.7	10:52:16.762
4		1:47.882	30.342	42.049	35.491	264.7	10:54:04.644
5		1:59.596 P	31.173	44.219	44.204	266.0	10:56:04.240
6		6:25.370	5:02.045	42.292	41.033	192.1	11:02:29.610
7		1:47.383	30.284	41.712	35.387	262.7	11:04:16.993
8		1:47.227	30.127	41.626	35.474	264.7	11:06:04.220
9		1:47.012	29.983	41.597	35.432	264.7	11:07:51.232
10		2:06.535 P	29.993	50.412	46.130	264.7	11:09:57.767
11		12:04.703	10:44.158	42.905	37.640	191.8	11:22:02.470
12		1:53.323 P	30.838	42.712	39.773	262.7	11:23:55.793
13		8:02.074	6:42.221	43.764	36.089	186.5	11:31:57.867
14		1:48.935	30.641	42.492	35.802	262.7	11:33:46.802
15		1:49.134	30.429	42.632	36.073	264.7	11:35:35.936
16		1:48.373	30.370	42.203	35.800	264.7	11:37:24.309
17		1:48.355	30.360	42.281	35.714	264.0	11:39:12.664
18		1:50.868	30.502	42.919	37.447	262.7	11:41:03.532
19		1:51.599	30.431	42.509	38.659	264.7	11:42:55.131
20		1:51.679	30.381	42.313	38.985	264.7	11:44:46.810
21		2:01.494 P	33.930	43.827	43.737	263.4	11:46:48.304

**20**

1 Valentin Pierburg  
 PROAM  
 2 Tom Onslow-Cole  
 SPS Automotive Performance

Mercedes AMG GT3  
 SPS Automotive Performance

Lap	D	Time	Sector 1	Sector 2	Sector 3	T. Spd	Elapsed
1		10:47:45.299	10:46:25.049	43.394	36.856	191.1	10:47:45.299
2		1:49.411	30.626	42.523	36.262	261.5	10:49:34.710
3		1:48.969	30.584	42.131	36.254	262.1	10:51:23.679
4		1:48.752	30.567	42.227	35.958	264.0	10:53:12.431
5		1:54.386 P	30.422	42.420	41.544	264.0	10:55:06.817
6		3:38.445	2:18.420	42.194	37.831	193.5	10:58:45.262
7		1:49.316	30.927	42.123	36.266	258.9	11:00:34.578
8		1:56.591	30.960	43.239	42.392	263.4	11:02:31.169
9		8:48.375 P	40.149	6:24.860	1:43.366	262.1	11:11:19.544

**27**

1 Fabrizio Crestani  
 PROAM  
 2 Miguel Ramos  
 Daiko Lazarus Racing

Lamborghini Huracan GT3  
 Daiko Lazarus Racing

Lap	D	Time	Sector 1	Sector 2	Sector 3	T. Spd	Elapsed
1		10:48:53.780	10:47:33.572	42.069	38.139	182.1	10:48:53.780
2		1:46.504	29.934	41.332	35.238	267.3	10:50:40.284
3		1:56.515 P	31.970	43.468	41.077	270.6	10:52:36.799
4		4:43.787	3:27.070	41.806	34.911	189.1	10:57:20.586
5		1:46.686	29.810	41.623	35.253	268.6	10:59:07.272
6		1:52.077 P	30.117	42.254	39.706	267.9	11:00:59.349
7		6:09.012	4:51.470	41.798	35.744	186.2	11:07:08.361
8		1:56.666 P	30.023	41.948	44.695	267.9	11:09:05.027
9		12:22.356	11:00.619	44.733	37.004	138.1	11:21:27.383
10		1:49.074	31.001	42.266	35.807	264.7	11:23:16.457
11		2:00.884	30.328	42.176	48.380	266.6	11:25:17.341
12		2:07.864 P	30.867	46.410	50.587	264.7	11:27:25.205
13		5:32.192	4:13.604	42.507	36.081	172.5	11:32:57.397
14		1:48.422	30.337	42.529	35.556	267.3	11:34:45.819
15		1:48.726	30.408	42.282	36.036	267.9	11:36:34.545
16		1:55.283	30.182	42.052	43.049	267.3	11:38:29.828
17		1:47.872	30.252	41.828	35.792	266.0	11:40:17.700
18		1:50.889	30.294	44.254	36.341	267.3	11:42:08.589
19		1:47.266	30.079	41.670	35.517	267.9	11:43:55.855
20		2:16.985 P	37.698	49.012	50.275	218.6	11:46:12.840





**Circuit de Barcelona**  
**International GT Open**  
**Free Practice - 1**  
**Lap Analysis**



28

1 Toby Sowery  
 Lamborghini Huracan GT3  
 PROAM 2 Giuseppe Cipriani  
 Daiko Lazarus Racing

Lap	D	Time	Sector 1	Sector 2	Sector 3	T. Spd	Elapsed
1		10:47:23.133	10:45:59.424	44.817	38.892	187.5	10:47:23.133
2		1:49.735	32.069	41.987	35.679	265.3	10:49:12.868
3		1:46.716	30.206	41.532	34.978	267.3	10:50:59.584
4		1:47.021	30.374	41.499	35.148	268.6	10:52:46.605
5		1:46.829	30.219	41.524	35.086	267.9	10:54:33.434
6		1:46.659	29.797	41.578	35.284	269.3	10:56:20.093
7		1:49.607	30.030	41.570	38.007	270.6	10:58:09.700
8		1:51.057 P	30.059	41.913	39.085	268.6	11:00:00.757
9		5:21.511	4:00.413	44.283	36.815	170.3	11:05:22.268
10		1:50.718	30.703	42.991	37.024	264.7	11:07:12.986
11			31.116			265.3	

36

1 Christian Hahn  
 Mercedes AMG GT3  
 PROAM 2 Lucas Auer  
 Drivex School

Lap	D	Time	Sector 1	Sector 2	Sector 3	T. Spd	Elapsed
1		10:50:58.372			10:50:58.372		10:50:58.372
2		1:59.498 P			10:52:57.870		10:52:57.870
3		3:54.142	2:33.037	42.610	38.495	192.5	10:56:52.012
4		1:46.748	30.614	41.347	34.787	262.1	10:58:38.760
5		1:46.369	30.251	41.145	34.973	263.4	11:00:25.129
6		1:46.146	30.024	41.017	35.105	264.0	11:02:11.275
7		1:51.179	30.630	44.825	35.724	265.3	11:04:02.454
8		1:50.982 P	30.053	41.286	39.643	263.4	11:05:53.436
9		15:38.683	14:17.991	43.238	37.454	191.8	11:21:32.119
10		1:46.407	30.260	41.311	34.836	262.1	11:23:18.526
11		1:45.957	30.024	41.225	34.708	264.7	11:25:04.483
12		1:59.357 P	32.048	47.235	40.074	265.3	11:27:03.840
13		5:39.396	4:05.631	50.151	43.614	188.1	11:32:43.236
14		1:55.342	30.855	44.924	39.563	262.1	11:34:38.578
15		2:07.726	30.299	58.158	39.269	264.0	11:36:46.304
16		1:47.851	30.258	41.804	35.789	263.4	11:38:34.155
17		1:48.087	30.411	41.496	36.180	264.7	11:40:22.242
18		1:47.531	30.168	41.612	35.751	264.0	11:42:09.773
19		1:47.331	30.176	41.656	35.499	266.6	11:43:57.104
20		1:47.612	30.679	41.512	35.421	266.0	11:45:44.716
21		1:54.574 P	30.348	41.492	42.734	264.0	11:47:39.290

33

1 Christian Hook  
 Ferrari 488 GT3  
 PROAM 2 Dominik Schwager  
 Rinaldi Racing

Lap	D	Time	Sector 1	Sector 2	Sector 3	T. Spd	Elapsed
1		10:48:24.643	10:47:04.962	43.429	36.252	185.2	10:48:24.643
2		1:50.068	30.766	42.638	36.664	262.1	10:50:14.711
3		1:50.054	31.009	42.643	36.402	262.7	10:52:04.765
4		1:49.361	30.727	42.509	36.125	263.4	10:53:54.126
5		1:49.967	30.747	42.762	36.458	261.5	10:55:44.093
6		1:49.029	30.494	42.571	35.964	262.7	10:57:33.122
7		1:49.129	30.619	42.358	36.152	264.7	10:59:22.251
8		1:48.724	30.518	42.525	35.681	264.0	11:01:10.975
9		1:54.425 P	30.607	42.614	41.204	264.0	11:03:05.400
10		4:05.014	2:40.736	46.212	38.066	181.2	11:07:10.414
11		1:59.360 P	30.128	41.845	47.387	263.4	11:09:09.774
12		12:47.729	11:29.358	42.316	36.055	192.8	11:21:57.503
13		1:47.039	30.383	41.648	35.008	263.4	11:23:44.542
14		1:46.664	30.141	41.504	35.019	265.3	11:25:31.206
15		2:06.108 P	31.517	44.847	49.744	264.7	11:27:37.314
16		5:47.285	4:27.816	43.035	36.434	194.5	11:33:24.599
17		1:49.453	30.570	42.450	36.433	262.1	11:35:14.052
18		1:49.225	30.676	42.391	36.158	263.4	11:37:03.277
19		1:49.526	30.648	42.688	36.190	265.3	11:38:52.803
20		1:49.032	30.531	42.607	35.894	262.1	11:40:41.835
21		1:48.805	30.576	42.146	36.083	264.0	11:42:30.640
22		1:48.751	30.315	42.515	35.921	263.4	11:44:19.391
23		1:48.899	30.504	42.584	35.811	265.3	11:46:08.290
24		2:04.068 P	30.513	42.582	50.973	263.4	11:48:12.358

47

1 Fran Rueda  
 BMW M6 GT3  
 PRO 2 Andrés Saravia  
 RACE / BMW Team Teo Martín

Lap	D	Time	Sector 1	Sector 2	Sector 3	T. Spd	Elapsed
1		10:47:18.407	10:45:58.525	43.256	36.626	185.2	10:47:18.407
2		1:49.119	31.315	41.836	35.968	263.4	10:49:07.526
3		1:47.386	30.226	41.725	35.435	265.3	10:50:54.912
4		1:47.194	30.088	41.711	35.395	266.0	10:52:42.106
5		1:47.263	30.120	41.687	35.456	267.9	10:54:29.369
6		1:46.823	29.982	41.621	35.220	267.9	10:56:16.192
7		1:46.824	29.906	41.666	35.252	270.6	10:58:03.016
8		1:46.965	29.980	41.748	35.237	266.6	10:59:49.981
9		1:51.702 P	29.956	41.634	40.112	267.3	11:01:41.683
10		2:58.974	1:39.878	42.878	36.218	193.2	11:04:40.657
11		1:46.712	29.828	41.477	35.407	267.9	11:06:27.369
12		1:49.494	29.931	41.985	37.578	266.6	11:08:16.863
13		2:07.198 P	33.187	46.915	47.096	226.8	11:10:24.061
14		11:31.246	10:05.131	42.493	43.622	190.4	11:21:55.307
15		1:47.878	30.574	41.846	35.458	263.4	11:23:43.185
16		1:47.204	29.893	41.808	35.503	266.6	11:25:30.389
17		2:03.764 P	30.266	43.561	49.937	267.3	11:27:34.153
18		4:32.657	3:15.476	41.720	35.461	194.9	11:32:06.810
19		1:55.145	30.251	41.974	42.920	266.0	11:34:01.955
20		1:47.380	30.230	41.627	35.523	266.0	11:35:49.335
21		1:48.449	29.884	41.527	37.038	268.6	11:37:37.784
22		1:46.871	30.041	41.517	35.313	265.3	11:39:24.655
23		1:47.376	30.079	41.819	35.478	266.6	11:41:12.031
24		1:46.893	29.981	41.559	35.353	266.6	11:42:58.924
25		1:48.231	29.827	41.753	36.651	269.3	11:44:47.155
26		1:54.494 P	30.712	41.784	41.998	269.3	11:46:41.649





**Circuit de Barcelona**  
**International GT Open**  
**Free Practice - 1**  
**Lap Analysis**



51							63							
1 Alessandro Pier Guidi			Ferrari 488 GT3				1 Giovanni Venturini			Lamborghini Huracan GT3				
PRO 2 Mikkel Mac			Luzich Racing				PRO 2 Jeroen Mul			Imperiale Racing				
Lap D	Time	Sector 1	Sector 2	Sector 3	T. Spd	Elapsed	Lap D	Time	Sector 1	Sector 2	Sector 3	T. Spd	Elapsed	
1	10:48:44.922	10:47:25.175	43.736	36.011	190.4	10:48:44.922	1	10:47:58.804	10:46:39.555	43.057	36.192	185.8	10:47:58.804	
2	1:47.563	30.475	41.731	35.357	262.1	10:50:32.485	2	1:50.961	30.767	42.011	38.183	264.7	10:49:49.765	
3	1:47.714	30.402	41.937	35.375	264.0	10:52:20.199	3	1:47.532	30.439	41.672	35.421	264.7	10:51:37.297	
4	1:47.492	30.350	41.742	35.400	266.6	10:54:07.691	4	1:54.633 P	30.181	42.876	41.576	266.6	10:53:31.930	
5	1:47.128	30.159	41.697	35.272	265.3	10:55:54.819	5	4:55.331	3:36.837	42.397	36.097	192.5	10:58:27.261	
6	1:52.885 P	30.170	41.831	40.884	266.6	10:57:47.704	6	1:47.306	30.120	41.928	35.258	264.0	11:00:14.567	
7	4:17.255	2:58.730	42.806	35.719	161.4	11:02:04.959	7	1:47.645	30.232	41.678	35.735	265.3	11:02:02.212	
8	1:47.126	30.072	41.518	35.536	265.3	11:03:52.085	8	1:46.991	30.079	41.489	35.423	264.7	11:03:49.203	
9	1:47.521	30.406	41.666	35.449	266.0	11:05:39.606	9	1:57.441 P	30.702	44.754	41.985	266.0	11:05:46.644	
10	1:55.216 P	30.261	41.573	43.382	265.3	11:07:34.822	10	15:24.215	14:03.610	43.059	37.546	190.1	11:21:10.859	
11	13:25.312	12:07.672	42.289	35.351	188.8	11:21:00.134	11	1:48.097	30.486	41.832	35.779	264.0	11:22:58.956	
12	1:46.997	30.161	41.381	35.455	264.0	11:22:47.131	12	1:47.059	30.161	41.597	35.301	264.7	11:24:46.015	
13	1:47.747	30.475	41.884	35.388	265.3	11:24:34.878	13	2:00.626 P	30.373	43.561	46.692	267.3	11:26:46.641	
14	1:57.307 P	29.989	41.283	46.035	265.3	11:26:32.185	14	6:47.983	5:24.282	42.239	41.462	193.5	11:33:34.624	
15	5:23.204	4:05.814	42.172	35.218	188.8	11:31:55.389	15	1:46.855	30.107	41.625	35.123	264.0	11:35:21.479	
16	1:49.222	32.186	41.810	35.226	264.7	11:33:44.611	16	1:46.351	29.966	41.339	35.046	266.0	11:37:07.830	
17	1:46.759	30.159	41.451	35.149	265.3	11:35:31.370	17	1:46.479	29.993	41.188	35.298	267.3	11:38:54.309	
18	1:46.611	30.019	41.460	35.132	267.3	11:37:17.981	18	1:49.552	30.612	42.217	36.723	267.3	11:40:43.861	
19	1:46.925	30.154	41.431	35.340	266.0	11:39:04.906	19	1:53.907 P	30.139	41.650	42.118	267.3	11:42:37.768	
20	1:46.383	30.221	41.238	34.924	267.9	11:40:51.289	<b>66</b>						1 Giulio Borlenghi	Lamborghini Huracan GT3
21	1:46.606	29.896	41.535	35.175	268.6	11:42:37.895	AM 2 Andrzej Lewandowski			Vincenzo Sospiri Racing				
22	1:46.821	30.173	41.295	35.353	268.6	11:44:24.716	<b>Lap D</b>	<b>Time</b>	<b>Sector 1</b>	<b>Sector 2</b>	<b>Sector 3</b>	<b>T. Spd</b>	<b>Elapsed</b>	
23	1:46.418	30.127	41.200	35.091	267.3	11:46:11.134	1	10:48:13.599	10:46:47.701	46.217	39.681	188.1	10:48:13.599	
24	2:04.458 P	29.942	42.968	51.548	267.9	11:48:15.592	2	1:51.959	31.706	43.577	36.676	262.7	10:50:05.558	

52						
1 Marco Cioci			Ferrari 488 GT3			
PRO 2 Matt Griffin			Luzich Racing			
Lap D	Time	Sector 1	Sector 2	Sector 3	T. Spd	Elapsed
1	10:48:47.149	10:47:22.571	46.581	37.997	180.3	10:48:47.149
2	1:52.314	32.586	43.363	36.365	203.0	10:50:39.463
3	1:56.156	30.867	45.946	39.343	260.8	10:52:35.619
4	1:56.319	30.408	45.608	40.303	264.7	10:54:31.938
5	1:47.642	30.042	42.081	35.519	266.0	10:56:19.580
6	1:47.008	30.079	41.577	35.352	266.0	10:58:06.588
7	1:46.994	30.126	41.676	35.192	266.6	10:59:53.582
8	1:53.614 P	30.208	42.383	41.023	265.3	11:01:47.196
9	4:21.128	3:03.004	42.167	35.957	193.8	11:06:08.324
10	1:47.240	30.069	41.689	35.482	265.3	11:07:55.564
11	2:07.706 P	29.883	48.181	49.642	265.3	11:10:03.270
12	11:20.284	10:02.040	42.474	35.770	149.3	11:21:23.554
13	1:46.992	30.149	41.645	35.198	264.0	11:23:10.546
14	1:46.806	29.999	41.549	35.258	266.0	11:24:57.352
15	5:11.424 P	3:46.578	42.847	41.999	266.6	11:30:08.776
16	3:32.825	2:10.916	42.238	39.671	192.5	11:33:41.601
17	1:48.220	30.252	42.413	35.555	264.7	11:35:29.821
18	1:58.512 P	30.234	44.423	43.855	264.7	11:37:28.333
19	3:45.144	2:27.879	42.048	35.217	156.2	11:41:13.477
20	1:46.880	29.887	41.592	35.401	265.3	11:43:00.357
21	1:48.136	30.682	41.805	35.649	267.3	11:44:48.493
22	1:47.477	30.595	41.615	35.267	266.6	11:46:35.970
23	2:06.615 P	30.189	43.121	53.305	264.7	11:48:42.585

66						
1 Giulio Borlenghi			Lamborghini Huracan GT3			
AM 2 Andrzej Lewandowski			Vincenzo Sospiri Racing			
Lap D	Time	Sector 1	Sector 2	Sector 3	T. Spd	Elapsed
1	10:48:13.599	10:46:47.701	46.217	39.681	188.1	10:48:13.599
2	1:51.959	31.706	43.577	36.676	262.7	10:50:05.558
3	1:49.884	30.739	43.187	35.958	265.3	10:51:55.442
4	1:50.154	30.715	42.500	36.939	266.0	10:53:45.596
5	1:49.077	30.766	42.563	35.748	261.5	10:55:34.673
6	1:48.160	30.252	42.434	35.474	266.6	10:57:22.833
7	1:47.391	30.112	42.090	35.189	269.3	10:59:10.224
8	1:47.852	30.243	42.098	35.511	268.6	11:00:58.076
9	1:52.479 P	30.289	41.976	40.214	266.6	11:02:50.555
10	5:27.861	4:05.477	44.006	38.378	192.8	11:08:18.416
11	2:07.160 P	33.071	48.531	45.558	230.7	11:10:25.576
12	10:36.016	9:16.758	43.524	35.734	187.1	11:21:01.592
13	1:53.428	30.627	42.651	40.150	266.6	11:22:55.020
14	1:50.257	31.189	43.289	35.779	267.3	11:24:45.277
15	1:55.790 P	30.389	42.499	42.902	264.0	11:26:41.067
16	8:02.192	6:39.920	45.158	37.114	181.5	11:34:43.259
17	1:49.865	31.009	42.886	35.970	264.0	11:36:33.124
18	1:48.648	30.451	42.374	35.823	266.6	11:38:21.772
19	1:48.876	30.452	42.546	35.878	265.3	11:40:10.648
20	1:48.806	30.483	42.691	35.632	266.6	11:41:59.454
21	1:48.443	30.234	42.054	36.155	266.6	11:43:47.897
22	2:01.794 P	31.601	43.310	46.883	267.3	11:45:49.691





**Circuit de Barcelona**  
**International GT Open**  
**Free Practice - 1**  
**Lap Analysis**



**71**

1 Alexander West

Ferrari 488 GT3

**77**

1 Marcin Jedlinski

Audi R8 LMS

PROAM

2 Michele Rugolo

Luzich Racing

PROAM

2 Mateusz Lisowski

Olimp Racing

Lap	D	Time	Sector 1	Sector 2	Sector 3	T. Spd	Elapsed	Lap	D	Time	Sector 1	Sector 2	Sector 3	T. Spd	Elapsed
1		10:48:41.120	10:47:14.450	45.370	41.300	191.4	10:48:41.120	1		10:48:59.524	10:47:35.658	43.486	40.380	186.8	10:48:59.524
2		1:52.250	31.514	43.264	37.472	246.0	10:50:33.370	2		1:49.521	31.191	42.621	35.709	262.1	10:50:49.045
3		1:48.542	30.797	42.086	35.659	265.3	10:52:21.912	3		1:49.378	31.243	42.676	35.459	264.0	10:52:38.423
4		1:48.960	31.137	42.223	35.600	265.3	10:54:10.872	4		1:48.869	30.433	42.362	36.074	264.0	10:54:27.292
5		1:47.746	30.496	41.916	35.334	264.7	10:55:58.618	5		1:48.143	30.251	41.874	36.018	263.4	10:56:15.435
6		1:47.349	30.282	41.752	35.315	266.0	10:57:45.967	6		1:50.275	31.467	42.652	36.156	264.0	10:58:05.710
7		1:54.793 P	30.492	42.725	41.576	264.7	10:59:40.760	7		1:55.309	36.363	42.875	36.071	263.4	11:00:01.019
8		6:21.963	5:03.518	42.271	36.174	193.2	11:06:02.723	8		1:48.030	30.331	42.277	35.422	263.4	11:01:49.049
9		1:47.237	30.287	41.649	35.301	264.0	11:07:49.960	9		1:47.966	30.167	41.825	35.974	263.4	11:03:37.015
10		2:11.972 P	31.343	51.673	48.956	264.0	11:10:01.932	10		1:55.274 P	30.513	42.482	42.279	262.7	11:05:32.289
11		11:13.032	9:45.902	42.915	44.215	191.8	11:21:14.964	11		16:35.588	15:16.194	42.924	36.470	191.1	11:22:07.877
12		1:47.484	30.359	41.571	35.554	263.4	11:23:02.448	12		1:49.060	30.750	42.361	35.949	262.7	11:23:56.937
13		1:49.903	30.069	41.759	38.075	264.7	11:24:52.351	13		1:48.397	30.461	42.136	35.800	263.4	11:25:45.334
14		1:57.133 P	30.018	41.811	45.304	264.7	11:26:49.484	14		1:57.226 P	31.797	42.883	42.546	263.4	11:27:42.560
15		5:42.394	4:22.684	43.329	36.381	187.5	11:32:31.878	15		6:10.394	4:52.210	42.670	35.514	170.8	11:33:52.954
16		1:49.449	30.640	42.604	36.205	262.7	11:34:21.327	16		1:47.396	30.143	41.823	35.430	266.0	11:35:40.350
17		1:49.114	30.569	42.474	36.071	264.0	11:36:10.441	17		1:46.810	30.296	41.541	34.973	264.0	11:37:27.160
18		1:50.837	31.028	42.923	36.886	264.0	11:38:01.278	18		1:46.331	30.042	41.379	34.910	264.7	11:39:13.491
19		1:49.999	30.646	42.291	37.062	264.0	11:39:51.277	19		1:48.111	30.427	42.163	35.521	265.3	11:41:01.602
20		1:49.884	31.041	42.492	36.351	265.3	11:41:41.161	20		1:46.576	30.220	41.432	34.924	263.4	11:42:48.178
21		1:48.472	30.457	42.117	35.898	264.7	11:43:29.633	21		1:46.307	29.849	41.283	35.175	264.7	11:44:34.485
22		1:54.718 P	30.418	42.441	41.859	264.7	11:45:24.351	22		1:46.459	30.067	41.399	34.993	264.0	11:46:20.944
23		1:58.138 P	30.112	42.679	45.347	266.0	11:48:19.082								

**72**

1 Mario Plachutta

Mercedes AMG GT3

**84**

1 Russell Ward

Mercedes AMG GT3

PROAM

2 Thomas Jäger

Lechner Racing

PRO

2 Indy Dontje

Winward Racing / HTP Motorsport

Lap	D	Time	Sector 1	Sector 2	Sector 3	T. Spd	Elapsed	Lap	D	Time	Sector 1	Sector 2	Sector 3	T. Spd	Elapsed
1		10:50:09.420	10:48:48.604	44.145	36.671	176.4	10:50:09.420	1		10:49:25.755	10:47:57.708	48.311	39.736	170.6	10:49:25.755
2		1:50.591	30.850	42.961	36.780	260.2	10:52:00.011	2		2:01.192	35.962	47.705	37.525	199.6	10:51:26.947
3		1:59.141 P	31.433	43.640	44.068	261.5	10:53:59.152	3		1:51.669	31.745	43.210	36.714	260.2	10:53:18.616
4		4:30.288	3:06.891	45.988	37.409	173.0	10:58:29.440	4		1:50.044	30.955	42.884	36.205	262.1	10:55:08.660
5		1:58.095 P	32.617	44.067	41.411	261.5	11:00:27.535	5		1:51.907	31.531	43.708	36.668	264.0	10:57:00.567
6		5:45.303	4:25.043	44.331	35.929	190.4	11:06:12.838	6		1:58.710 P	31.427	44.586	42.697	260.8	10:58:59.277
7		1:48.058	30.254	41.850	35.954	263.4	11:08:00.896	7		5:46.756	4:26.659	43.422	36.675	178.8	11:04:46.033
8		2:17.778 P	30.322	55.847	51.609	264.0	11:10:18.674	8		2:08.980	31.184	42.841	54.955	260.2	11:06:55.013
9		10:50.792	9:28.426	43.133	39.233	189.8	11:21:09.466	9		1:57.813 P	31.514	43.277	43.022	259.6	11:08:52.826
10		1:46.659	30.192	41.323	35.144	263.4	11:22:56.125	10		13:31.171	12:10.542	44.285	36.344	183.9	11:22:23.997
11		1:46.308	29.810	41.164	35.334	265.3	11:24:42.433	11		1:49.572	30.716	43.112	35.744	260.2	11:24:13.569
12		1:56.977 P	30.006	42.147	44.824	266.0	11:26:39.410	12		1:54.023 P	30.503	42.054	41.466	262.7	11:26:07.592
13		5:23.524	4:04.381	42.918	36.225	185.5	11:32:02.934	13		6:52.612	5:34.530	42.536	35.546	189.8	11:33:00.204
14		1:52.212	31.246	43.179	37.787	264.0	11:33:55.146	14		1:48.861	30.712	42.048	36.101	260.8	11:34:49.065
15		1:51.389	31.529	43.298	36.562	264.0	11:35:46.535	15		1:49.031	30.782	42.700	35.549	264.0	11:36:38.096
16		1:52.169	31.046	42.846	38.277	264.0	11:37:38.704	16		1:47.799	30.211	41.736	35.852	264.0	11:38:25.895
17		1:50.684	31.282	42.886	36.516	264.7	11:39:29.388	17		1:47.734	30.159	41.940	35.635	262.7	11:40:13.629
18		1:51.258	31.240	43.031	36.987	262.1	11:41:20.646	18		1:47.707	30.220	41.921	35.566	264.0	11:42:01.336
19		1:50.423	31.171	42.753	36.499	264.0	11:43:11.069	19		1:47.080	30.026	41.689	35.365	264.7	11:43:48.416
20		2:00.046 P	32.164	44.721	43.161	264.0	11:45:11.115	20		1:47.471	30.430	41.800	35.241	266.0	11:45:35.887
21		1:59.088 P	30.718	42.424	45.946	264.0	11:47:34.975								







**Circuit de Barcelona**  
**International GT Open**  
**Free Practice - 1**  
**Lap Analysis**



90

1 Alberto Di Folco  
 Lamborghini Huracan GT3  
 PRO  
 2 Adrian Zaugg  
 Target Racing

Lap	D	Time	Sector 1	Sector 2	Sector 3	T. Spd	Elapsed
1		10:48:16.282 P	10:46:44.078	48.160	44.044	191.1	10:48:16.282
2		3:06.842	1:35.549	50.867	40.426	188.4	10:51:23.124
3		1:48.342	30.418	42.243	35.681	262.1	10:53:11.466
4		1:47.643	30.440	41.924	35.279	264.0	10:54:59.109
5		1:47.972	30.280	41.948	35.744	264.0	10:56:47.081
6		1:47.545	30.520	41.823	35.202	262.7	10:58:34.626
7		1:48.387	30.751	42.284	35.352	262.7	11:00:23.013
8		1:46.548	30.389	41.538	34.621	262.7	11:02:09.561
9		1:47.414	30.439	41.554	35.421	263.4	11:03:56.975
10		1:53.629 P	30.229	42.707	40.693	264.7	11:05:50.604
11		16:45.129	15:24.689	44.123	36.317	191.1	11:22:35.733
12		1:48.566	30.500	42.363	35.703	261.5	11:24:24.299
13		2:01.128 P	30.251	42.325	48.552	264.7	11:26:25.427
14		7:26.515	6:06.719	44.076	35.720	192.5	11:33:51.942
15		1:49.772	30.556	42.089	37.127	260.8	11:35:41.714
16		1:47.818	30.326	42.185	35.307	263.4	11:37:29.532
17		1:47.582	30.474	41.757	35.351	262.7	11:39:17.114
18		1:47.895	30.299	41.981	35.615	262.1	11:41:05.009
19		1:47.692	30.159	42.005	35.528	263.4	11:42:52.701
20		1:47.176	30.121	41.830	35.225	262.7	11:44:39.877
21		1:53.644 P	30.611	42.166	40.867	262.7	11:46:33.521

96

1 Bradley Ellis  
 Audi R8 LMS  
 PROAM  
 2 Oliver Wilkinson  
 Optimum Motorsport

Lap	D	Time	Sector 1	Sector 2	Sector 3	T. Spd	Elapsed
1		10:47:45.078	10:46:15.203	50.141	39.734	118.1	10:47:45.078
2		1:55.804	34.990	44.129	36.685	169.2	10:49:40.882
3		1:51.210	32.599	42.904	35.707	232.2	10:51:32.092
4		1:59.873	31.325	49.221	39.327	265.3	10:53:31.965
5		1:47.722	30.249	42.202	35.271	264.0	10:55:19.687
6		2:02.722 P	30.277	45.895	46.550	266.0	10:57:22.409
7		5:25.048	4:07.401	42.309	35.338	187.1	11:02:47.457
8		1:47.544	30.339	42.020	35.185	264.0	11:04:35.001
9		1:47.289	30.214	41.851	35.224	265.3	11:06:22.290
10		1:47.164	30.134	41.650	35.380	266.0	11:08:09.454
11		2:12.632 P	30.325	48.772	53.535	266.0	11:10:22.086
12		11:23.967	9:59.422	43.961	40.584	138.2	11:21:46.053
13		1:47.501	30.642	41.734	35.125	262.7	11:23:33.554
14		1:49.215	30.312	42.038	36.865	266.0	11:25:22.769
15		2:06.723 P	30.242	45.372	51.109	266.6	11:27:29.492
16		5:43.670	4:25.181	42.762	35.727	191.4	11:33:13.162
17		1:47.823	30.558	41.887	35.378	262.7	11:35:00.985
18		1:47.233	30.114	41.840	35.279	265.3	11:36:48.218
19		1:51.748 P	30.208	42.102	39.438	266.6	11:38:39.966
20		3:03.981	1:43.853	43.420	36.708	192.8	11:41:43.947
21		1:46.500	30.108	41.422	34.970	266.6	11:43:30.447
22		2:00.815 P	29.991	47.996	42.828	267.3	11:45:31.262

91

1 Stefano Costantini  
 Lamborghini Huracan GT3  
 AM  
 2 Christoph Lenz  
 Target Racing

Lap	D	Time	Sector 1	Sector 2	Sector 3	T. Spd	Elapsed
1		10:49:23.375 P	10:47:51.957	48.052	43.366	183.3	10:49:23.375
2		2:55.334	1:35.850	43.323	36.161	191.8	10:52:18.709
3		2:09.563 P	35.242	48.240	46.081	263.4	10:54:28.272
4		7:37.841	6:16.891	44.575	36.375	191.8	11:02:06.113
5		1:50.248	31.511	43.063	35.674	262.7	11:03:56.361
6		1:48.941	30.736	42.482	35.723	263.4	11:05:45.302
7		1:48.380	30.481	42.305	35.594	263.4	11:07:33.682
8		2:05.583 P	30.425	49.001	46.157	262.7	11:09:39.265
9		14:36.032	13:14.045	44.677	37.310	177.9	11:24:15.297
10		1:58.727 P	31.164	43.521	44.042	260.8	11:26:14.024
11		7:03.806	5:43.972	43.095	36.739	190.4	11:33:17.830
12		1:50.495	30.950	43.054	36.491	258.9	11:35:08.325
13		2:04.451	30.853	42.668	50.930	260.2	11:37:12.776
14		1:51.421	31.090	42.874	37.457	260.8	11:39:04.197
15		1:50.081	31.431	42.734	35.916	261.5	11:40:54.278
16		1:49.954	31.104	42.570	36.280	262.1	11:42:44.232
17		1:50.154	30.777	43.153	36.224	262.1	11:44:34.386
18		1:49.828	31.320	42.496	36.012	259.6	11:46:24.214
19		2:02.743 P	30.457	43.474	48.812	262.7	11:48:26.957

99

1 Manuel Da Costa  
 Mercedes AMG GT3  
 AM  
 2 Miguel Sardinha  
 Sports and You

Lap	D	Time	Sector 1	Sector 2	Sector 3	T. Spd	Elapsed
1		10:49:27.561	10:48:00.181	46.772	40.608	175.8	10:49:27.561
2		1:57.667	32.792	44.395	40.480	243.7	10:51:25.228
3		1:49.985	31.185	42.827	35.973	260.8	10:53:15.213
4		1:49.374	30.675	42.639	36.060	262.7	10:55:04.587
5		1:49.188	30.694	42.321	36.173	262.1	10:56:53.775
6		1:48.769	30.496	42.185	36.088	263.4	10:58:42.544
7		1:50.650	30.373	42.796	37.481	262.1	11:00:33.194
8		1:49.294	30.711	42.556	36.027	262.1	11:02:22.488
9		1:48.636	30.325	42.072	36.239	262.1	11:04:11.124
10		1:53.447 P	30.289	42.198	40.960	263.4	11:06:04.571
11		14:53.247	13:33.136	43.668	36.443	189.4	11:20:57.818
12		1:49.029	30.720	42.209	36.100	259.6	11:22:46.847
13		1:49.986	31.566	42.514	35.906	261.5	11:24:36.833
14		2:00.478 P	30.172	41.877	48.429	263.4	11:26:37.311
15		6:16.504	4:51.068	45.709	39.727	178.5	11:32:53.815
16		1:54.915	32.254	44.581	38.080	256.5	11:34:48.730
17		1:53.893	32.406	43.993	37.494	258.3	11:36:42.623
18		1:51.219	31.421	42.869	36.929	260.2	11:38:33.842
19		1:52.455	32.347	43.490	36.618	262.1	11:40:26.297
20		1:50.852	31.219	42.892	36.741	261.5	11:42:17.149
21		2:04.255 P	31.831	44.398	48.026	262.1	11:44:21.404





**Circuit de Barcelona**  
**International GT Open**  
**Free Practice - 1**  
**Lap Analysis**



**111**

1 Charles Finelli Mercedes AMG GT3  
 AM 2 Philippe Denes Porteiro Motorsport

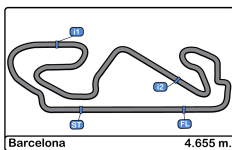
Lap	D	Time	Sector 1	Sector 2	Sector 3	T. Spd	Elapsed
1		10:50:24.642	10:49:06.390	42.702	35.550	141.7	10:50:24.642
2		1:48.045	30.288	41.766	35.991	261.5	10:52:12.687
3		1:47.026	30.298	41.313	35.415	261.5	10:53:59.713
4		1:48.798	30.338	41.909	36.551	260.8	10:55:48.511
5		1:47.524	30.233	41.593	35.698	260.2	10:57:36.035
6		1:49.842	30.470	43.859	35.513	261.5	10:59:25.877
7		1:47.319	30.310	41.600	35.409	261.5	11:01:13.196
8		1:53.744 P	30.281	41.687	41.776	260.8	11:03:06.940
9		6:19.071 P	4:39.791	47.031	52.249	166.9	11:09:26.011
10		12:07.738	10:43.795	44.028	39.915	187.1	11:21:33.749
11		1:54.620	31.406	43.935	39.279	257.7	11:23:28.369
12		1:55.777	32.241	45.196	38.340	256.5	11:25:24.146
13		2:06.639 P	31.520	44.235	50.884	260.2	11:27:30.785
14		4:50.861	3:27.740	43.681	39.440	189.8	11:32:21.646
15		1:52.502	31.633	43.074	37.795	257.7	11:34:14.148
16		1:51.145	31.000	43.294	36.851	259.6	11:36:05.293
17		1:53.304	31.180	43.577	38.547	260.2	11:37:58.597
18		1:52.277	31.513	43.171	37.593	259.6	11:39:50.874
19		1:55.230	32.614	43.728	38.888	259.6	11:41:46.104
20		1:54.511	32.202	43.654	38.655	260.8	11:43:40.615
21		1:51.664	31.087	42.780	37.797	261.5	11:45:32.279
22		2:01.252 P	31.056	42.943	47.253	259.6	11:47:33.531

**333**

1 Rinat Salikhov Ferrari 488 GT3  
 PROAM 2 David Perel Rinaldi Racing

Lap	D	Time	Sector 1	Sector 2	Sector 3	T. Spd	Elapsed
1		10:50:23.558	10:48:57.314	47.114	39.130	186.2	10:50:23.558
2		1:47.638	30.297	41.632	35.709	264.0	10:52:11.196
3		1:52.038	34.164	42.559	35.315	264.7	10:54:03.234
4		1:47.352	30.253	41.911	35.188	266.0	10:55:50.586
5		1:47.219	30.006	41.768	35.445	266.0	10:57:37.805
6		1:46.636	29.914	41.673	35.049	266.0	10:59:24.441
7		1:52.142 P	29.834	41.666	40.642	266.0	11:01:16.583
8		5:23.144	4:04.496	42.965	35.683	187.1	11:06:39.727
9		1:47.570	30.329	41.957	35.284	264.7	11:08:27.297
10		2:04.006 P	30.119	51.313	42.574	264.0	11:10:31.303
11		11:57.721	10:39.645	42.564	35.512	171.9	11:22:29.024
12		1:47.290	30.184	41.788	35.318	264.7	11:24:16.314
13		1:54.954 P	30.131	41.822	43.001	267.9	11:26:11.268
14		7:24.648	5:48.186	55.679	40.783	186.5	11:33:35.916
15		1:47.480	30.290	41.959	35.231	265.3	11:35:23.396
16		1:47.400	30.051	41.837	35.512	265.3	11:37:10.796
17		1:51.159	29.981	42.008	39.170	267.3	11:39:01.955
18		1:46.634	30.136	41.567	34.931	264.7	11:40:48.589
19		1:47.235	30.004	41.816	35.415	266.0	11:42:35.824
20		1:46.655	29.920	41.685	35.050	266.6	11:44:22.479
21		1:46.920	30.101	41.550	35.269	266.6	11:46:09.399
22		2:04.009 P	30.326	43.450	50.233	266.0	11:48:13.408



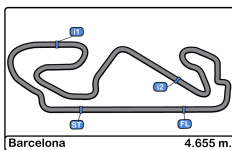


**Circuito de Barcelona**  
**International GT Open**  
**Free Practice - 1**  
**Best Sectors Results**



Sector - 1				Sector - 2				Sector - 3				Ideal Lap vs Best Lap				
Clas	Nº	Driver	Time	Nº	Driver	Time	Nº	Driver	Time	Clas	Nº	Driver	Ideal Lap	Best Lap	Clas	
1	28	Sowery - Cipriani	29.797	36	Hahn - Auer	41.017	90	Di Folco - Zaugg	34.621	1	36	Hahn - Auer	1:45.749	1:45.957	1	
2	11	Di Amato - Montermini	29.801	72	Plachutta - Jäger	41.164	36	Hahn - Auer	34.708	2	6	Ling - Keen	1:45.778	1:46.073	2	
3	27	Crestani - Ramos	29.810	6	Ling - Keen	41.184	6	Ling - Keen	34.764	3	51	Pier Guidi - Mac	1:46.020	1:46.383	6	
4	72	Plachutta - Jäger	29.810	63	Venturini - Mul	41.188	77	Jedlinski - Lisowski	34.910	4	77	Jedlinski - Lisowski	1:46.042	1:46.307	3	
5	47	Rueda - Saravia	29.827	51	Pier Guidi - Mac	41.200	27	Crestani - Ramos	34.911	5	27	Crestani - Ramos	1:46.053	1:46.504	10	
6	6	Ling - Keen	29.830	25	Agostini - Breukers	41.228	51	Pier Guidi - Mac	34.924	6	72	Plachutta - Jäger	1:46.118	1:46.308	4	
7	333	Salikhov - Perel	29.834	16	Hahn - Khodair	41.272	16	Hahn - Khodair	34.931	7	25	Agostini - Breukers	1:46.164	1:46.438	8	
8	77	Jedlinski - Lisowski	29.849	77	Jedlinski - Lisowski	41.283	333	Salikhov - Perel	34.931	8	63	Venturini - Mul	1:46.200	1:46.351	5	
9	3	Beirão da Veiga - Cruz Álvarez	29.866	111	Finelli - Denes	41.313	25	Agostini - Breukers	34.956	9	16	Hahn - Khodair	1:46.242	1:46.401	7	
10	52	Cioci - Griffin	29.883	27	Crestani - Ramos	41.332	96	Ellis - Wilkinson	34.970	10	28	Sowery - Cipriani	1:46.274	1:46.659	13	
11	51	Pier Guidi - Mac	29.896	3	Beirão da Veiga - Cruz Álvarez	41.346	28	Sowery - Cipriani	34.978	11	90	Di Folco - Zaugg	1:46.280	1:46.548	11	
12	63	Venturini - Mul	29.966	96	Ellis - Wilkinson	41.422	33	Hook - Schwager	35.008	12	333	Salikhov - Perel	1:46.315	1:46.634	12	
13	25	Agostini - Breukers	29.980	7	Basso - Salas	41.428	63	Venturini - Mul	35.046	13	96	Ellis - Wilkinson	1:46.383	1:46.500	9	
14	19	Liang - Giammaria	29.983	47	Rueda - Saravia	41.477	11	Di Amato - Montermini	35.104	14	3	Beirão da Veiga - Cruz Álvarez	1:46.436	1:46.773	16	
15	96	Ellis - Wilkinson	29.991	28	Sowery - Cipriani	41.499	72	Plachutta - Jäger	35.144	15	11	Di Amato - Montermini	1:46.489	1:46.843	18	
16	71	West - Rugolo	30.018	33	Hook - Schwager	41.504	12	Rizzoli - Fioravanti	35.177	16	47	Rueda - Saravia	1:46.524	1:46.712	15	
17	36	Hahn - Auer	30.024	90	Di Folco - Zaugg	41.538	66	Borlenghi - Lewandowski	35.189	17	52	Cioci - Griffin	1:46.624	1:46.806	17	
18	84	Ward - Dontje	30.026	52	Cioci - Griffin	41.549	52	Cioci - Griffin	35.192	18	33	Hook - Schwager	1:46.640	1:46.664	14	
19	12	Rizzoli - Fioravanti	30.036	333	Salikhov - Perel	41.550	47	Rueda - Saravia	35.220	19	12	Rizzoli - Fioravanti	1:46.789	1:46.853	19	
20	16	Hahn - Khodair	30.039	71	West - Rugolo	41.571	3	Beirão da Veiga - Cruz Álvarez	35.224	20	71	West - Rugolo	1:46.890	1:47.237	23	
21	66	Borlenghi - Lewandowski	30.112	12	Rizzoli - Fioravanti	41.576	84	Ward - Dontje	35.241	21	111	Finelli - Denes	1:46.955	1:47.026	21	
22	90	Di Folco - Zaugg	30.121	11	Di Amato - Montermini	41.584	71	West - Rugolo	35.301	22	84	Ward - Dontje	1:46.956	1:47.080	22	
23	33	Hook - Schwager	30.128	19	Liang - Giammaria	41.597	19	Liang - Giammaria	35.387	23	19	Liang - Giammaria	1:46.967	1:47.012	20	
24	17	Gonda - Jensen	30.156	84	Ward - Dontje	41.689	111	Finelli - Denes	35.409	24	66	Borlenghi - Lewandowski	1:47.277	1:47.391	24	
25	99	Da Costa - Sardinha	30.172	17	Gonda - Jensen	41.808	5	Jedlinski - Rdest	35.420	25	17	Gonda - Jensen	1:47.583	1:47.701	25	
26	111	Finelli - Denes	30.233	99	Da Costa - Sardinha	41.877	91	Costantini - Lenz	35.594	26	99	Da Costa - Sardinha	1:47.955	1:48.636	28	
27	7	Basso - Salas	30.270	66	Borlenghi - Lewandowski	41.976	17	Gonda - Jensen	35.619	27	5	Jedlinski - Rdest	1:48.141	1:48.416	27	
28	20	Pierburg - Onslow-Cole	30.422	20	Pierburg - Onslow-Cole	42.123	99	Da Costa - Sardinha	35.906	28	91	Costantini - Lenz	1:48.324	1:48.380	26	
29	91	Costantini - Lenz	30.425	5	Jedlinski - Rdest	42.201	20	Pierburg - Onslow-Cole	35.958	29	7	Basso - Salas	1:48.356	1:50.841	30	
30	5	Jedlinski - Rdest	30.520	91	Costantini - Lenz	42.305	7	Basso - Salas	36.658	30	20	Pierburg - Onslow-Cole	1:48.503	1:48.752	29	



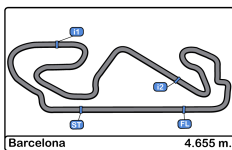


**Circuito de Barcelona**  
**International GT Open**  
**Free Practice - 1**  
**Best 5 Lap Times**



Cl	Nº	Entrant/Team	Nat	Driver 1	Nat	Status	Driver 2	Nat	Status	Vehicle	Cat	Cl	Best 1		Best 2		Best 3		Best 4		Best 5	
													Time	Lap	Time	Lap	Time	Lap	Time	Lap	Time	Lap
1	36	Drivex School	ESP	Christian Hahn	BRA	Bronze	Lucas Auer	AUT	Gold	Mercedes AMG GT3	PROAM	1	1:45.957	11	1:46.146	6	1:46.369	5	1:46.407	10	1:46.748	4
2	6	Vincenzo Sospiri Racing	ITA	Kang Ling	CHN	Silver	Philip Keen	GBR	Gold	Lamborghini Huracan GT3	PRO	1	1:46.073	17	1:46.304	21	1:46.963	16	1:47.983	10	1:48.299	8
3	77	Olimp Racing	POL	Marcin Jedlinski	POL	Bronze	Mateusz Lisowski	POL	Silver	Audi R8 LMS	PROAM	2	1:46.307	21	1:46.331	18	1:46.459	22	1:46.576	20	1:46.810	17
4	72	Lechner Racing	AUT	Mario Plachutta	AUT	Bronze	Thomas Jäger	DEU	Gold	Mercedes AMG GT3	PROAM	3	1:46.308	11	1:46.659	10	1:48.058	7	1:50.423	19	1:50.591	2
5	63	Imperiale Racing	ITA	Giovanni Venturini	ITA	Gold	Jeroen Mul	NLD	Silver	Lamborghini Huracan GT3	PRO	2	1:46.351	16	1:46.479	17	1:46.855	15	1:46.991	8	1:47.059	12
6	51	Luzich Racing	USA	Alessandro Pier Guidi	ITA	Platinum	Mikkel Mac	DNK	Gold	Ferrari 488 GT3	PRO	3	1:46.383	20	1:46.418	23	1:46.606	21	1:46.611	18	1:46.759	17
7	16	Drivex School	ESP	Marcelo Hahn	BRA	Bronze	Allam Khodair	BRA	Gold	Mercedes AMG GT3	PROAM	4	1:46.401	17	1:46.529	16	1:46.896	4	1:47.067	21	1:47.157	8
8	25	Imperiale Racing	ITA	Riccardo Agostini	ITA	Gold	Rik Breukers	NLD	Silver	Lamborghini Huracan GT3	PRO	4	1:46.438	21	1:46.530	18	1:46.633	22	1:46.978	16	1:47.285	13
9	96	Optimum Motorsport	GBR	Bradley Ellis	GBR	Silver	Oliver Wilkinson	GBR	Bronze	Audi R8 LMS	PROAM	5	1:46.500	21	1:47.164	10	1:47.233	18	1:47.289	9	1:47.501	13
10	27	Daiko Lazarus Racing	ITA	Fabrizio Crestani	ITA	Silver	Miguel Ramos	PRT	Bronze	Lamborghini Huracan GT3	PROAM	6	1:46.504	2	1:46.686	5	1:47.266	19	1:47.872	17	1:48.422	14
11	90	Target Racing	ITA	Alberto Di Folco	ITA	Silver	Adrian Zaugg	CHE	Silver	Lamborghini Huracan GT3	PRO	5	1:46.548	8	1:47.176	20	1:47.414	9	1:47.545	6	1:47.582	17
12	333	Rinaldi Racing	DEU	Rinat Salikhov	RUS	Bronze	David Perel	ZAF	Silver	Ferrari 488 GT3	PROAM	7	1:46.634	18	1:46.636	6	1:46.655	20	1:46.920	21	1:47.219	5
13	28	Daiko Lazarus Racing	ITA	Toby Sowery	GBR	Silver	Giuseppe Cipriani	ITA	Bronze	Lamborghini Huracan GT3	PROAM	8	1:46.659	6	1:46.716	3	1:46.829	5	1:47.021	4	1:49.607	7
14	33	Rinaldi Racing	DEU	Christian Hook	DEU	Bronze	Dominik Schwager	DEU	Gold	Ferrari 488 GT3	PROAM	9	1:46.664	14	1:47.039	13	1:48.724	8	1:48.751	22	1:48.805	21
15	47	RACE / BMW Team Teo Martín	ESP	Fran Rueda	ESP	Silver	Andrés Saravia	GTM	Silver	BMW M6 GT3	PRO	6	1:46.712	11	1:46.823	6	1:46.824	7	1:46.871	22	1:46.893	24
16	3	RACE / BMW Team Teo Martín	ESP	Lourenço Beirão da Veiga	PRT	Silver	Juan Cruz Álvarez	ARG	Silver	BMW M6 GT3	PRO	7	1:46.773	10	1:47.439	4	1:47.472	16	1:47.531	15	1:47.603	17
17	52	Luzich Racing	USA	Marco Cioci	ITA	Gold	Matt Griffin	IRL	Gold	Ferrari 488 GT3	PRO	8	1:46.806	14	1:46.880	20	1:46.992	13	1:46.994	7	1:47.008	6
18	11	RS Racing	ITA	Daniele Di Amato	ITA	Silver	Andrea Montermini	ITA	Gold	Ferrari 488 GT3	PRO	9	1:46.843	22	1:46.971	23	1:47.171	20	1:47.342	8	1:47.526	14
19	12	Ombra Racing	ITA	Andrea Rizzoli	ITA	Silver	Damiano Fioravanti	ITA	Silver	Lamborghini Huracan GT3	PRO	10	1:46.853	6	1:47.046	9	1:47.318	8	1:47.479	21	1:47.671	3
20	19	Imperiale Racing	ITA	Jiatong Liang	CHN	Bronze	Raffaele Giammaria	ITA	Gold	Lamborghini Huracan GT3	PROAM	10	1:47.012	9	1:47.227	8	1:47.383	7	1:47.882	4	1:48.129	2
21	111	Porteiro Motorsport	ESP	Charles Finelli	USA	Bronze	Phillippe Denes	USA	Bronze	Mercedes AMG GT3	AM	1	1:47.026	3	1:47.319	7	1:47.524	5	1:48.045	2	1:48.798	4
22	84	Winward Racing / HTP	USA	Russell Ward	USA	Silver	Indy Dontje	NLD	Silver	Mercedes AMG GT3	PRO	11	1:47.080	19	1:47.471	20	1:47.707	18	1:47.734	17	1:47.799	16
23	71	Luzich Racing	USA	Alexander West	SWE	Bronze	Michele Rugolo	ITA	Gold	Ferrari 488 GT3	PROAM	11	1:47.237	9	1:47.349	6	1:47.484	12	1:47.746	5	1:48.472	21
24	66	Vincenzo Sospiri Racing	ITA	Giulio Borlenghi	BRA	Bronze	Andrzej Lewandowski	POL	Bronze	Lamborghini Huracan GT3	AM	2	1:47.391	7	1:47.852	8	1:48.160	6	1:48.443	21	1:48.648	18
25	17	Senkyr Motorsport	CZE	Richard Gonda	SVK	Silver	Mikkel Jensen	DNK	Silver	BMW M6 GT3	PRO	12	1:47.701	17	1:47.812	18	1:48.261	16	1:48.397	4	1:48.450	8
26	91	Target Racing	ITA	Stefano Costantini	ITA	Bronze	Christoph Lenz	CHE	Bronze	Lamborghini Huracan GT3	AM	3	1:48.380	7	1:48.941	6	1:49.828	18	1:49.954	16	1:50.081	15
27	5	Olimp Racing	POL	Stanislaw Jedlinski	POL	Bronze	Malgorzata Rdest	POL	Bronze	Audi R8 LMS	AM	4	1:48.416	20	1:48.526	19	1:48.975	17	1:49.002	18	1:50.035	16
28	99	Sports and You	PRT	Manuel Da Costa	PRT	Bronze	Miguel Sardinha	PRT	Bronze	Mercedes AMG GT3	AM	5	1:48.636	9	1:48.769	6	1:49.029	12	1:49.188	5	1:49.294	8
29	20	SPS Automotive Performance	DEU	Valentin Pierburg	DEU	Bronze	Tom Onslow-Cole	GBR	Gold	Mercedes AMG GT3	PROAM	12	1:48.752	4	1:48.969	3	1:49.316	7	1:49.411	2	1:54.386	5
30	7	RACE / BMW Team Teo Martín	ESP	Márcio Basso	BRA	Bronze	Guilherme Salas	BRA	Bronze	BMW M6 GT3	AM	6	1:50.841	22	1:50.909	17	1:51.145	20	1:51.612	8	1:51.692	18



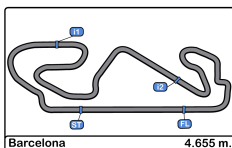


**Circuito de Barcelona**  
**International GT Open**  
**Free Practice - 1**  
**Best 5 Top Speeds**



Cl	Nº	Entrant/Team	Nat	Driver 1	Nat	Status	Driver 2	Nat	Status	Vehicle	Cat	Cl	Top 1		Top 2		Top 3		Top 4		Top 5		Avg
													Km/h	Lap	Km/h	Lap	Km/h	Lap	Km/h	Lap	Km/h	Lap	
1	27	Daiko Lazarus Racing	ITA	Fabrizio Crestani	ITA	Silver	Miguel Ramos	PRT	Bronze	Lamborghini Huracan GT3	PROAM	1	270.6	3	268.6	5	267.9	6	267.9	8	267.9	15	268.6
2	28	Daiko Lazarus Racing	ITA	Toby Sowery	GBR	Silver	Giuseppe Cipriani	ITA	Bronze	Lamborghini Huracan GT3	PROAM	2	270.6	7	269.3	6	268.6	4	268.6	8	267.9	5	269.0
3	47	RACE / BMW Team Teo Martín	ESP	Fran Rueda	ESP	Silver	Andrés Saravia	GTM	Silver	BMW M6 GT3	PRO	1	270.6	7	269.3	25	269.3	26	268.6	21	267.9	5	269.1
4	3	RACE / BMW Team Teo Martín	ESP	Lourenço Beirão da Veiga	PRT	Silver	Juan Cruz Álvarez	ARG	Silver	BMW M6 GT3	PRO	2	270.0	19	269.3	11	268.6	8	267.9	12	267.9	15	268.7
5	66	Vincenzo Sospiri Racing	ITA	Giulio Borlenghi	BRA	Bronze	Andrzej Lewandowski	POL	Bronze	Lamborghini Huracan GT3	AM	1	269.3	7	268.6	8	267.3	14	267.3	22	266.6	6	267.8
6	17	Senkyr Motorsport	CZE	Richard Gonda	SVK	Silver	Mikkel Jensen	DNK	Silver	BMW M6 GT3	PRO	3	268.6	19	267.9	16	266.6	8	266.6	18	266.0	2	267.1
7	51	Luzich Racing	USA	Alessandro Pier Guidi	ITA	Platinum	Mikkel Mac	DNK	Gold	Ferrari 488 GT3	PRO	4	268.6	21	268.6	22	267.9	20	267.9	24	267.3	18	268.1
8	11	RS Racing	ITA	Daniele Di Amato	ITA	Silver	Andrea Montermini	ITA	Gold	Ferrari 488 GT3	PRO	5	267.9	22	267.9	23	267.3	21	267.3	24	266.6	6	267.4
9	333	Rinaldi Racing	DEU	Rinat Salikhov	RUS	Bronze	David Perel	ZAF	Silver	Ferrari 488 GT3	PROAM	3	267.9	13	267.3	17	266.6	20	266.6	21	266.0	4	266.9
10	6	Vincenzo Sospiri Racing	ITA	Kang Ling	CHN	Silver	Philip Keen	GBR	Gold	Lamborghini Huracan GT3	PRO	6	267.3	16	267.3	17	266.6	18	266.6	19	266.6	21	266.9
11	52	Luzich Racing	USA	Marco Cioci	ITA	Gold	Matt Griffin	IRL	Gold	Ferrari 488 GT3	PRO	7	267.3	21	266.6	7	266.6	15	266.6	22	266.0	5	266.6
12	63	Imperiale Racing	ITA	Giovanni Venturini	ITA	Gold	Jeroen Mul	NLD	Silver	Lamborghini Huracan GT3	PRO	8	267.3	13	267.3	17	267.3	18	267.3	19	266.6	4	267.1
13	96	Optimum Motorsport	GBR	Bradley Ellis	GBR	Silver	Oliver Wilkinson	GBR	Bronze	Audi R8 LMS	PROAM	4	267.3	22	266.6	15	266.6	19	266.6	21	266.0	6	266.6
14	25	Imperiale Racing	ITA	Riccardo Agostini	ITA	Gold	Rik Breukers	NLD	Silver	Lamborghini Huracan GT3	PRO	9	266.6	5	266.6	14	266.6	17	266.0	6	265.3	3	266.2
15	36	Drivex School	ESP	Christian Hahn	BRA	Bronze	Lucas Auer	AUT	Gold	Mercedes AMG GT3	PROAM	5	266.6	19	266.0	20	265.3	7	265.3	12	264.7	11	265.6
16	7	RACE / BMW Team Teo Martín	ESP	Márcio Basso	BRA	Bronze	Guilherme Salas	BRA	Bronze	BMW M6 GT3	AM	2	266.0	20	266.0	21	265.3	14	265.3	22	265.3	23	265.6
17	12	Ombra Racing	ITA	Andrea Rizzoli	ITA	Silver	Damiano Fioravanti	ITA	Silver	Lamborghini Huracan GT3	PRO	10	266.0	21	265.3	6	265.3	14	265.3	22	264.7	4	265.3
18	16	Drivex School	ESP	Marcelo Hahn	BRA	Bronze	Allam Khodair	BRA	Gold	Mercedes AMG GT3	PROAM	6	266.0	18	264.7	17	264.0	9	263.4	3	263.4	5	264.3
19	19	Imperiale Racing	ITA	Jiatong Liang	CHN	Bronze	Raffaele Giammaria	ITA	Gold	Lamborghini Huracan GT3	PROAM	7	266.0	5	264.7	3	264.7	4	264.7	8	264.7	9	264.9
20	71	Luzich Racing	USA	Alexander West	SWE	Bronze	Michele Rugolo	ITA	Gold	Ferrari 488 GT3	PROAM	8	266.0	6	265.3	3	265.3	4	265.3	20	264.7	5	265.3
21	72	Lechner Racing	AUT	Mario Plachutta	AUT	Bronze	Thomas Jäger	DEU	Gold	Mercedes AMG GT3	PROAM	9	266.0	12	265.3	11	264.7	17	264.0	8	264.0	14	264.8
22	77	Olimp Racing	POL	Marcin Jedlinski	POL	Bronze	Mateusz Lisowski	POL	Silver	Audi R8 LMS	PROAM	10	266.0	16	266.0	23	265.3	19	264.7	18	264.7	21	265.3
23	84	Winward Racing / HTP	USA	Russell Ward	USA	Silver	Indy Dontje	NLD	Silver	Mercedes AMG GT3	PRO	11	266.0	20	264.7	19	264.0	5	264.0	15	264.0	16	264.5
24	33	Rinaldi Racing	DEU	Christian Hook	DEU	Bronze	Dominik Schwager	DEU	Gold	Ferrari 488 GT3	PROAM	11	265.3	14	265.3	19	265.3	23	264.7	7	264.7	15	265.0
25	90	Target Racing	ITA	Alberto Di Folco	ITA	Silver	Adrian Zaugg	CHE	Silver	Lamborghini Huracan GT3	PRO	12	264.7	10	264.7	13	264.0	4	264.0	5	263.4	9	264.1
26	5	Olimp Racing	POL	Stanislaw Jedlinski	POL	Bronze	Malgorzata Rdest	POL	Bronze	Audi R8 LMS	AM	3	264.0	20	263.4	19	263.4	21	262.7	18	261.5	16	263.0
27	20	SPS Automotive Performance	DEU	Valentin Pierburg	DEU	Bronze	Tom Onslow-Cole	GBR	Gold	Mercedes AMG GT3	PROAM	12	264.0	4	264.0	5	263.4	8	262.1	3	262.1	9	263.1
28	91	Target Racing	ITA	Stefano Costantini	ITA	Bronze	Christoph Lenz	CHE	Bronze	Lamborghini Huracan GT3	AM	4	263.4	3	263.4	6	263.4	7	262.7	5	262.7	8	263.1
29	99	Sports and You	PRT	Manuel Da Costa	PRT	Bronze	Miguel Sardinha	PRT	Bronze	Mercedes AMG GT3	AM	5	263.4	6	263.4	10	263.4	14	262.7	4	262.1	5	263.0
30	111	Porteiro Motorsport	ESP	Charles Finelli	USA	Bronze	Phillippe Denes	USA	Bronze	Mercedes AMG GT3	AM	6	261.5	2	261.5	3	261.5	6	261.5	7	261.5	21	261.5



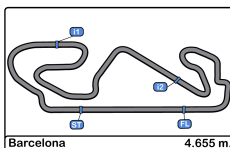


**Circuito de Barcelona**  
**International GT Open**  
**Free Practice - 1**  
**Fastest Laps Sequence**



Lap	Time of Day	Session Time	Nº	Entrant/Team	Nat	Driver 1	Nat	Status	Driver 2	Nat	Status	Vehicle	Cat	Time	Km/h
2	10:49:07.526	4:07.526	47	RACE / BMW Team Teo Martín	ESP	Fran Rueda	ESP	Silver	Andrés Saravia	GTM	Silver	BMW M6 GT3	PRO	1:49.119	153.5
2	10:49:33.821	4:33.821	25	Imperiale Racing	ITA	Riccardo Agostini	ITA	Gold	Rik Breukers	NLD	Silver	Lamborghini Huracan GT3	PRO	1:48.875	153.9
2	10:50:20.688	5:20.688	3	RACE / BMW Team Teo Martín	ESP	Lourenço Beirão da	PRT	Silver	Juan Cruz Álvarez	ARG	Silver	BMW M6 GT3	PRO	1:48.275	154.7
2	10:50:26.856	5:26.856	19	Imperiale Racing	ITA	Jiatong Liang	CHN	Bronze	Raffaele Giammaria	ITA	Gold	Lamborghini Huracan GT3	PROAM	1:48.129	154.9
2	10:50:32.485	5:32.485	51	Luzich Racing	USA	Alessandro Pier Guidi	ITA	Platinum	Mikkel Mac	DNK	Gold	Ferrari 488 GT3	PRO	1:47.563	155.7
2	10:50:40.284	5:40.284	27	Daiko Lazarus Racing	ITA	Fabrizio Crestani	ITA	Silver	Miguel Ramos	PRT	Bronze	Lamborghini Huracan GT3	PROAM	1:46.504	157.3
5	11:00:25.129	15:25.129	36	Drivex School	ESP	Christian Hahn	BRA	Bronze	Lucas Auer	AUT	Gold	Mercedes AMG GT3	PROAM	1:46.369	157.5
6	11:02:11.275	17:11.275	36	Drivex School	ESP	Christian Hahn	BRA	Bronze	Lucas Auer	AUT	Gold	Mercedes AMG GT3	PROAM	1:46.146	157.8
11	11:25:04.483	40:04.483	36	Drivex School	ESP	Christian Hahn	BRA	Bronze	Lucas Auer	AUT	Gold	Mercedes AMG GT3	PROAM	1:45.957	158.1





**Circuito de Barcelona**  
**International GT Open**  
**Free Practice - 1**  
**Event Best Maximum Speed**



Nº	Entrant/Team	Nat	Driver 1	Nat	Status	Driver 2	Nat	Status	Vehicle	Cat	Km/h	Session
27	Daiko Lazarus Racing	ITA	Fabrizio Crestani	ITA	Silver	Miguel Ramos	PRT	Bronze	Lamborghini Huracan GT3	PROAM	270.6	Free Practice - 1
47	RACE / BMW Team Teo Martín	ESP	Fran Rueda	ESP	Silver	Andrés Saravia	GTM	Silver	BMW M6 GT3	PRO	270.6	Free Practice - 1
28	Daiko Lazarus Racing	ITA	Toby Sowery	GBR	Silver	Giuseppe Cipriani	ITA	Bronze	Lamborghini Huracan GT3	PROAM	270.6	Free Practice - 1
3	RACE / BMW Team Teo Martín	ESP	Lourenço Beirão da Veiga	PRT	Silver	Juan Cruz Álvarez	ARG	Silver	BMW M6 GT3	PRO	270.0	Free Practice - 1
66	Vincenzo Sospiri Racing	ITA	Giulio Borlenghi	BRA	Bronze	Andrzej Lewandowski	POL	Bronze	Lamborghini Huracan GT3	AM	269.3	Free Practice - 1
17	Senkyr Motorsport	CZE	Richard Gonda	SVK	Silver	Mikkel Jensen	DNK	Silver	BMW M6 GT3	PRO	268.6	Free Practice - 1
51	Luzich Racing	USA	Alessandro Pier Guidi	ITA	Platinum	Mikkel Mac	DNK	Gold	Ferrari 488 GT3	PRO	268.6	Free Practice - 1
333	Rinaldi Racing	DEU	Rinat Salikhov	RUS	Bronze	David Perel	ZAF	Silver	Ferrari 488 GT3	PROAM	267.9	Free Practice - 1
11	RS Racing	ITA	Daniele Di Amato	ITA	Silver	Andrea Montermini	ITA	Gold	Ferrari 488 GT3	PRO	267.9	Free Practice - 1
63	Imperiale Racing	ITA	Giovanni Venturini	ITA	Gold	Jeroen Mul	NLD	Silver	Lamborghini Huracan GT3	PRO	267.3	Free Practice - 1
6	Vincenzo Sospiri Racing	ITA	Kang Ling	CHN	Silver	Philip Keen	GBR	Gold	Lamborghini Huracan GT3	PRO	267.3	Free Practice - 1
52	Luzich Racing	USA	Marco Cioci	ITA	Gold	Matt Griffin	IRL	Gold	Ferrari 488 GT3	PRO	267.3	Free Practice - 1
96	Optimum Motorsport	GBR	Bradley Ellis	GBR	Silver	Oliver Wilkinson	GBR	Bronze	Audi R8 LMS	PROAM	267.3	Free Practice - 1
25	Imperiale Racing	ITA	Riccardo Agostini	ITA	Gold	Rik Breukers	NLD	Silver	Lamborghini Huracan GT3	PRO	266.6	Free Practice - 1
36	Drivex School	ESP	Christian Hahn	BRA	Bronze	Lucas Auer	AUT	Gold	Mercedes AMG GT3	PROAM	266.6	Free Practice - 1
19	Imperiale Racing	ITA	Jiatong Liang	CHN	Bronze	Raffaele Giammaria	ITA	Gold	Lamborghini Huracan GT3	PROAM	266.0	Free Practice - 1
71	Luzich Racing	USA	Alexander West	SWE	Bronze	Michele Rugolo	ITA	Gold	Ferrari 488 GT3	PROAM	266.0	Free Practice - 1
72	Lechner Racing	AUT	Mario Plachutta	AUT	Bronze	Thomas Jäger	DEU	Gold	Mercedes AMG GT3	PROAM	266.0	Free Practice - 1
77	Olimp Racing	POL	Marcin Jedlinski	POL	Bronze	Mateusz Lisowski	POL	Silver	Audi R8 LMS	PROAM	266.0	Free Practice - 1
16	Drivex School	ESP	Marcelo Hahn	BRA	Bronze	Allam Khodair	BRA	Gold	Mercedes AMG GT3	PROAM	266.0	Free Practice - 1
7	RACE / BMW Team Teo Martín	ESP	Márcio Basso	BRA	Bronze	Guilherme Salas	BRA	Bronze	BMW M6 GT3	AM	266.0	Free Practice - 1
84	Winward Racing / HTP	USA	Russell Ward	USA	Silver	Indy Dontje	NLD	Silver	Mercedes AMG GT3	PRO	266.0	Free Practice - 1
12	Ombra Racing	ITA	Andrea Rizzoli	ITA	Silver	Damiano Fioravanti	ITA	Silver	Lamborghini Huracan GT3	PRO	266.0	Free Practice - 1
33	Rinaldi Racing	DEU	Christian Hook	DEU	Bronze	Dominik Schwager	DEU	Gold	Ferrari 488 GT3	PROAM	265.3	Free Practice - 1
90	Target Racing	ITA	Alberto Di Folco	ITA	Silver	Adrian Zaugg	CHE	Silver	Lamborghini Huracan GT3	PRO	264.7	Free Practice - 1
20	SPS Automotive Performance	DEU	Valentin Pierburg	DEU	Bronze	Tom Onslow-Cole	GBR	Gold	Mercedes AMG GT3	PROAM	264.0	Free Practice - 1
5	Olimp Racing	POL	Stanislaw Jedlinski	POL	Bronze	Malgorzata Rdest	POL	Bronze	Audi R8 LMS	AM	264.0	Free Practice - 1
91	Target Racing	ITA	Stefano Costantini	ITA	Bronze	Christoph Lenz	CHE	Bronze	Lamborghini Huracan GT3	AM	263.4	Free Practice - 1
99	Sports and You	PRT	Manuel Da Costa	PRT	Bronze	Miguel Sardinha	PRT	Bronze	Mercedes AMG GT3	AM	263.4	Free Practice - 1
111	Porteiro Motorsport	ESP	Charles Finelli	USA	Bronze	Phillippe Denes	USA	Bronze	Mercedes AMG GT3	AM	261.5	Free Practice - 1





**Circuit de Barcelona  
International GT Open  
Free Practice - 1  
Pit Stop Analysis**



**3** Lourenço Beirão da Veiga PRO RACE / BMW Team Teo Martín  
Juan Cruz Álvarez BMW M6 GT3

Nr.	In Day Time	In Time	Out Time	Pit Time	T. Pit Time	Handicap	Penalty
1	10:55:59.092	10:55:59.092	11:00:22.247	4:23.155	4:23.155		
2	11:05:58.190	11:05:58.190	11:19:45.923	13:47.73 3	18:10.888		
3	11:27:25.074	11:27:25.074	11:30:55.285	3:30.211	21:41.099		
4	11:43:38.721	11:43:38.721	11:44:21.462	42.741	22:23.840		

**5** Stanislaw Jedlinski AM Olimp Racing  
Malgorzata Rdest Audi R8 LMS

Nr.	In Day Time	In Time	Out Time	Pit Time	T. Pit Time	Handicap	Penalty
1	10:55:57.887	10:55:57.887	10:59:22.221	3:24.334	3:24.334		
2	11:09:22.111	11:09:22.111	11:21:54.221	12:32.11 0	15:56.444		
3	11:24:14.409	11:24:14.409	11:25:02.023	47.614	16:44.058		
4	11:27:10.221	11:27:10.221	11:30:20.395	3:10.174	19:54.232		

**6** Kang Ling PRO Vincenzo Sospiri Racing  
Philip Keen Lamborghini Huracan GT3

Nr.	In Day Time	In Time	Out Time	Pit Time	T. Pit Time	Handicap	Penalty
1	11:06:35.588	11:06:35.588	11:19:12.326	12:36.73 8	12:36.738		
2	11:24:43.012	11:24:43.012	11:32:37.488	7:54.476	20:31.214		
3	11:41:44.145	11:41:44.145	11:43:14.229	1:30.084	22:01.298		

**7** Márcio Basso AM RACE / BMW Team Teo Martín  
Guilherme Salas BMW M6 GT3

Nr.	In Day Time	In Time	Out Time	Pit Time	T. Pit Time	Handicap	Penalty
1	11:04:34.980	11:04:34.980	11:07:35.142	3:00.162	3:00.162		
2	11:09:39.190	11:09:39.190	11:19:14.324	9:35.134	12:35.296		
3	11:21:08.106	11:21:08.106	11:22:23.111	1:15.005	13:50.301		
4	11:26:13.382	11:26:13.382	11:31:16.873	5:03.491	18:53.792		

**11** Daniele Di Amato PRO RS Racing  
Andrea Montermini Ferrari 488 GT3

Nr.	In Day Time	In Time	Out Time	Pit Time	T. Pit Time	Handicap	Penalty
1	10:47:43.596	10:47:43.596	10:48:20.713	37.117	37.117		
2	10:57:58.056	10:57:58.056	11:00:08.894	2:10.838	2:47.955		
3	11:09:27.131	11:09:27.131	11:19:47.268	10:20.13 7	13:08.092		
4	11:27:29.605	11:27:29.605	11:31:37.548	4:07.943	17:16.035		

**12** Andrea Rizzoli PRO Ombra Racing  
Damiano Fioravanti Lamborghini Huracan GT3

Nr.	In Day Time	In Time	Out Time	Pit Time	T. Pit Time	Handicap	Penalty
1	10:54:26.846	10:54:26.846	10:55:55.761	1:28.915	1:28.915		
2	11:06:45.835	11:06:45.835	11:08:39.360	1:53.525	3:22.440		
3	11:26:28.225	11:26:28.225	11:31:30.825	5:02.600	8:25.040		
4	11:39:00.179	11:39:00.179	11:40:09.472	1:09.293	9:34.333		

**16** Marcelo Hahn PROAM Drivex School  
Allam Khodair Mercedes AMG GT3

Nr.	In Day Time	In Time	Out Time	Pit Time	T. Pit Time	Handicap	Penalty
1	11:00:10.886	11:00:10.886	11:03:41.774	3:30.888	3:30.888		
2	11:09:29.821	11:09:29.821	11:20:15.289	10:45.46 8	14:16.356		
3	11:27:36.247	11:27:36.247	11:30:46.231	3:09.984	17:26.340		

**17** Richard Gonda PRO Senkyr Motorsport  
Mikkel Jensen BMW M6 GT3

Nr.	In Day Time	In Time	Out Time	Pit Time	T. Pit Time	Handicap	Penalty
1	10:57:03.102	10:57:03.102	11:00:26.366	3:23.264	3:23.264		
2	11:07:45.997	11:07:45.997	11:19:43.314	11:57.31 7	15:20.581		
3	11:27:23.921	11:27:23.921	11:31:00.804	3:36.883	18:57.464		

**19** Jiatong Liang PROAM Imperiale Racing  
Raffaele Giammaria Lamborghini Huracan GT3

Nr.	In Day Time	In Time	Out Time	Pit Time	T. Pit Time	Handicap	Penalty
1	10:56:01.250	10:56:01.250	11:00:35.703	4:34.453	4:34.453		
2	11:09:55.042	11:09:55.042	11:20:10.792	10:15.75 0	14:50.203		
3	11:23:53.415	11:23:53.415	11:25:41.366	1:47.951	16:38.154		

**20** Valentin Pierburg PROAM SPS Automotive Performance  
Tom Onslow-Cole Mercedes AMG GT3

Nr.	In Day Time	In Time	Out Time	Pit Time	T. Pit Time	Handicap	Penalty
1	10:55:04.382	10:55:04.382	10:56:54.725	1:50.343	1:50.343		

**25** Riccardo Agostini PRO Imperiale Racing  
Rik Breukers Lamborghini Huracan GT3

Nr.	In Day Time	In Time	Out Time	Pit Time	T. Pit Time	Handicap	Penalty
1	10:56:48.004	10:56:48.004	11:02:38.101	5:50.097	5:50.097		
2	11:10:17.170	11:10:17.170	11:19:29.117	9:11.947	15:02.044		
3	11:26:50.600	11:26:50.600	11:30:51.380	4:00.780	19:02.824		
4	11:39:55.844	11:39:55.844	11:41:10.751	1:14.907	20:17.731		

**27** Fabrizio Crestani PROAM Daiko Lazarus Racing  
Miguel Ramos Lamborghini Huracan GT3

Nr.	In Day Time	In Time	Out Time	Pit Time	T. Pit Time	Handicap	Penalty
1	10:52:34.413	10:52:34.413	10:55:32.803	2:58.390	2:58.390		
2	11:00:56.855	11:00:56.855	11:05:19.578	4:22.723	7:21.113		
3	11:09:02.424	11:09:02.424	11:19:27.301	10:24.87 7	17:45.990		
4	11:27:22.287	11:27:22.287	11:31:04.774	3:42.487	21:28.477		

**28** Toby Sowery PROAM Daiko Lazarus Racing  
Giuseppe Cipriani Lamborghini Huracan GT3

Nr.	In Day Time	In Time	Out Time	Pit Time	T. Pit Time	Handicap	Penalty
1	10:59:58.364	10:59:58.364	11:03:22.814	3:24.450	3:24.450		

**33** Christian Hook PROAM Rinaldi Racing  
Dominik Schwager Ferrari 488 GT3

Nr.	In Day Time	In Time	Out Time	Pit Time	T. Pit Time	Handicap	Penalty
1	11:03:02.783	11:03:02.783	11:05:13.861	2:11.078	2:11.078		
2	11:09:07.280	11:09:07.280	11:20:08.265	11:00.98 5	13:12.063		
3	11:27:34.369	11:27:34.369	11:31:34.184	3:59.815	17:11.878		

**36** Christian Hahn PROAM Drivex School  
Lucas Auer Mercedes AMG GT3

Nr.	In Day Time	In Time	Out Time	Pit Time	T. Pit Time	Handicap	Penalty
1	11:05:50.980	11:05:50.980	11:19:39.143	13:48.16 3	13:48.163		
2	11:27:01.339	11:27:01.339	11:30:35.626	3:34.287	17:22.450		







**Circuit de Barcelona  
International GT Open  
Free Practice - 1  
Pit Stop Analysis**



**47** Fran Rueda PRO RACE / BMW Team Teo Martín  
Andrés Saravia BMW M6 GT3

Nr.	In Day Time	In Time	Out Time	Pit Time	T. Pit Time	Handicap	Penalty
1	11:01:39.290	11:01:39.290	11:02:50.302	1:11.012	1:11.012		
2	11:10:21.664	11:10:21.664	11:19:58.246	9:36.582	10:47.594		
3	11:27:31.651	11:27:31.651	11:30:19.446	2:47.795	13:35.389		

**51** Alessandro Pier Guidi PRO Luzich Racing  
Mikkel Mac Ferrari 488 GT3

Nr.	In Day Time	In Time	Out Time	Pit Time	T. Pit Time	Handicap	Penalty
1	10:57:45.272	10:57:45.272	11:00:15.472	2:30.200	2:30.200		
2	11:07:32.361	11:07:32.361	11:19:10.925	11:38.56	14:08.764	4	
3	11:26:29.408	11:26:29.408	11:30:06.667	3:37.259	17:46.023		

**52** Marco Cioci PRO Luzich Racing  
Matt Griffin Ferrari 488 GT3

Nr.	In Day Time	In Time	Out Time	Pit Time	T. Pit Time	Handicap	Penalty
1	11:01:44.762	11:01:44.762	11:04:20.193	2:35.431	2:35.431		
2	11:10:00.840	11:10:00.840	11:19:31.116	9:30.276	12:05.707		
3	11:30:06.342	11:30:06.342	11:31:49.339	1:42.997	13:48.704		
4	11:37:25.886	11:37:25.886	11:39:25.029	1:59.143	15:47.847		

**63** Giovanni Venturini PRO Imperiale Racing  
Jeroen Mul Lamborghini Huracan GT3

Nr.	In Day Time	In Time	Out Time	Pit Time	T. Pit Time	Handicap	Penalty
1	10:53:29.529	10:53:29.529	10:56:38.248	3:08.719	3:08.719		
2	11:05:44.263	11:05:44.263	11:19:18.905	13:34.64	16:43.361	2	
3	11:26:44.242	11:26:44.242	11:31:40.981	4:56.739	21:40.100		

**66** Giulio Borlenghi AM Vincenzo Sospiri Racing  
Andrzej Lewandowski Lamborghini Huracan GT3

Nr.	In Day Time	In Time	Out Time	Pit Time	T. Pit Time	Handicap	Penalty
1	11:02:48.134	11:02:48.134	11:06:25.136	3:37.002	3:37.002		
2	11:10:23.159	11:10:23.159	11:19:09.132	8:45.973	12:22.975		
3	11:26:38.656	11:26:38.656	11:32:48.472	6:09.816	18:32.791		

**71** Alexander West PROAM Luzich Racing  
Michele Rugolo Ferrari 488 GT3

Nr.	In Day Time	In Time	Out Time	Pit Time	T. Pit Time	Handicap	Penalty
1	10:59:38.304	10:59:38.304	11:04:13.988	4:35.684	4:35.684		
2	11:09:59.475	11:09:59.475	11:19:17.458	9:17.983	13:53.667		
3	11:26:47.000	11:26:47.000	11:30:40.149	3:53.149	17:46.816		

**72** Mario Plachutta PROAM Lechner Racing  
Thomas Jäger Mercedes AMG GT3

Nr.	In Day Time	In Time	Out Time	Pit Time	T. Pit Time	Handicap	Penalty
1	10:53:56.760	10:53:56.760	10:56:34.185	2:37.425	2:37.425		
2	11:00:24.879	11:00:24.879	11:04:21.404	3:56.525	6:33.950		
3	11:10:16.262	11:10:16.262	11:19:15.495	8:59.233	15:33.183		
4	11:26:36.757	11:26:36.757	11:30:11.343	3:34.586	19:07.769		

**77** Marcin Jedlinski PROAM Olimp Racing  
Mateusz Lisowski Audi R8 LMS

Nr.	In Day Time	In Time	Out Time	Pit Time	T. Pit Time	Handicap	Penalty
1	11:05:29.819	11:05:29.819	11:20:17.563	14:47.74	14:47.744	4	

**84** Russell Ward PRO Winward Racing / HTP Motorsport  
Indy Dontje Mercedes AMG GT3

Nr.	In Day Time	In Time	Out Time	Pit Time	T. Pit Time	Handicap	Penalty
1	10:58:56.451	10:58:56.451	11:02:52.780	3:56.329	3:56.329		
2	11:08:50.237	11:08:50.237	11:20:29.695	11:39.45	15:35.787	8	
3	11:26:05.047	11:26:05.047	11:31:09.805	5:04.758	20:40.545		

**90** Alberto Di Folco PRO Target Racing  
Adrian Zaugg Lamborghini Huracan GT3

Nr.	In Day Time	In Time	Out Time	Pit Time	T. Pit Time	Handicap	Penalty
1	10:48:13.898	10:48:13.898	10:49:19.122	1:05.224	1:05.224		
2	11:05:48.217	11:05:48.217	11:20:43.161	14:54.94	16:00.168	4	
3	11:26:22.936	11:26:22.936	11:31:59.251	5:36.315	21:36.483		

**91** Stefano Costantini AM Target Racing  
Christoph Lenz Lamborghini Huracan GT3

Nr.	In Day Time	In Time	Out Time	Pit Time	T. Pit Time	Handicap	Penalty
1	10:49:20.961	10:49:20.961	10:50:25.774	1:04.813	1:04.813		
2	10:54:25.872	10:54:25.872	11:00:12.514	5:46.642	6:51.455		
3	11:09:36.818	11:09:36.818	11:22:18.514	12:41.69	19:33.151	6	
4	11:26:10.958	11:26:10.958	11:31:26.888	5:15.930	24:49.081		

**96** Bradley Ellis PROAM Optimum Motorsport  
Oliver Wilkinson Audi R8 LMS

Nr.	In Day Time	In Time	Out Time	Pit Time	T. Pit Time	Handicap	Penalty
1	10:57:19.938	10:57:19.938	11:00:59.004	3:39.066	3:39.066		
2	11:10:19.616	11:10:19.616	11:19:49.374	9:29.758	13:08.824		
3	11:27:26.961	11:27:26.961	11:31:24.363	3:57.402	17:06.226		
4	11:38:37.495	11:38:37.495	11:39:52.908	1:15.413	18:21.639		

**99** Manuel Da Costa AM Sports and You  
Miguel Sardinha Mercedes AMG GT3

Nr.	In Day Time	In Time	Out Time	Pit Time	T. Pit Time	Handicap	Penalty
1	11:06:02.106	11:06:02.106	11:19:05.762	13:03.65	13:03.656	6	
2	11:26:34.799	11:26:34.799	11:30:49.603	4:14.804	17:18.460		

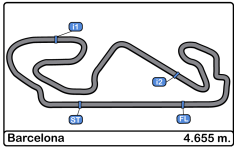
**111** Charles Finelli AM Porteiro Motorsport  
Phillippe Denes Mercedes AMG GT3

Nr.	In Day Time	In Time	Out Time	Pit Time	T. Pit Time	Handicap	Penalty
1	11:03:04.406	11:03:04.406	11:07:13.228	4:08.822	4:08.822		
2	11:09:23.599	11:09:23.599	11:19:37.239	10:13.64	14:22.462	0	
3	11:27:28.353	11:27:28.353	11:30:26.069	2:57.716	17:20.178		

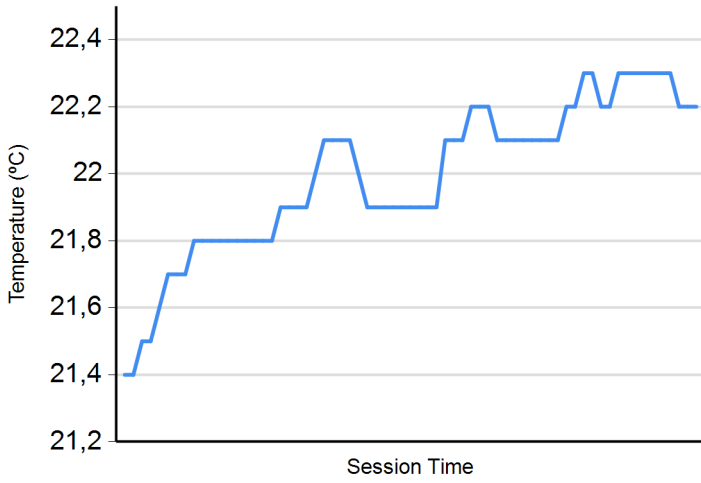
**333** Rinat Salikhov PROAM Rinaldi Racing  
David Perel Ferrari 488 GT3

Nr.	In Day Time	In Time	Out Time	Pit Time	T. Pit Time	Handicap	Penalty
1	11:01:14.070	11:01:14.070	11:04:49.865	3:35.795	3:35.795		
2	11:10:28.863	11:10:28.863	11:20:39.280	10:10.41	13:46.212	7	
3	11:26:08.824	11:26:08.824	11:31:29.283	5:20.459	19:06.671		

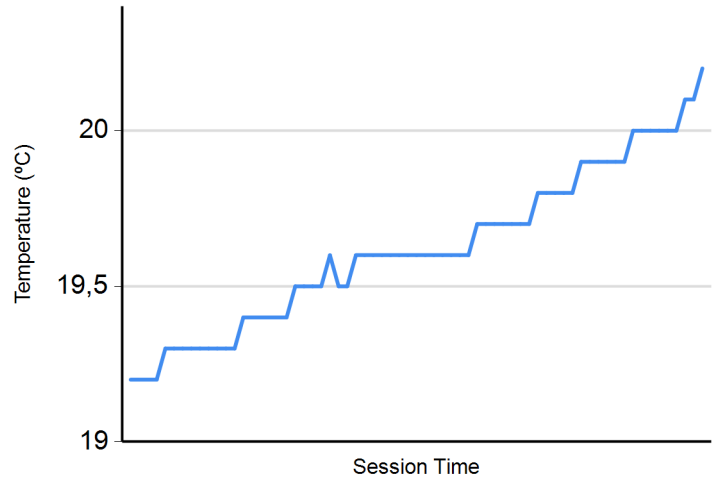




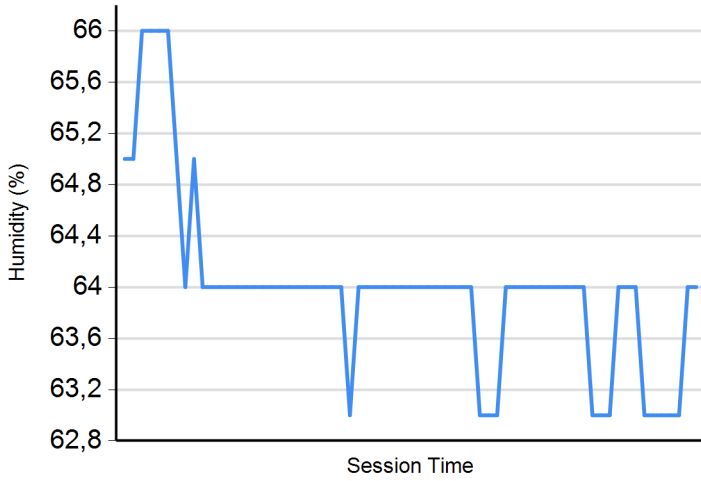
### Air Temperature



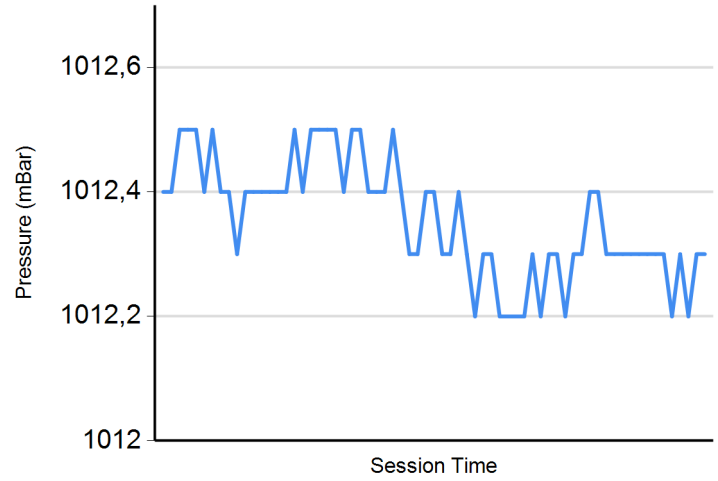
### Track Temperature



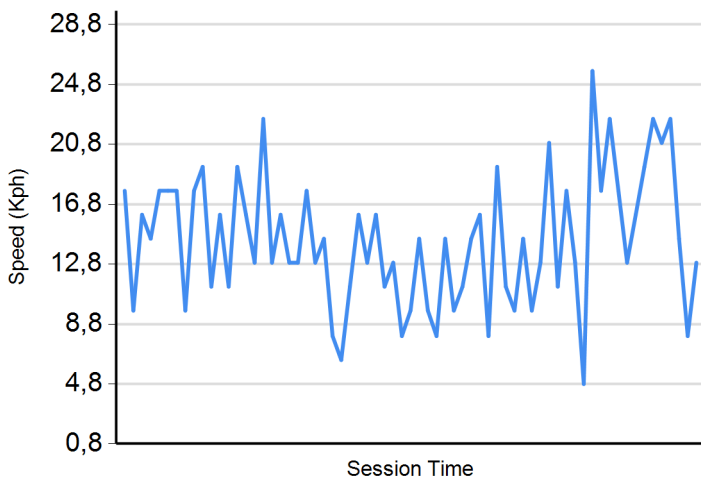
### Humidity



### Pressure



### Wind Speed



### Wind direction

North = 0°/360° Est = 90° South = 180° West = 270°

