

**Circuito de Barcelona**  
**International GT Open**  
**Private test - 2**  
**Provisional Results**



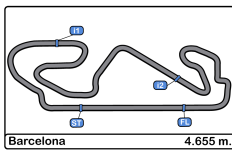
Cls	Nº	Entrant/Team	Nat	Driver 1	Nat	Driver 2	Nat	Vehicle	Cat	Cls	Laps	Best	Time	Gap	Interval	Km/h
1	66	Vincenzo Sospiri Racing	ITA	Kang Ling	CHN	Silver Philip Keen	GBR	Gold Lamborghini Huracan GT3	PRO	1	15	14	1:45.735			158.4
2	72	Lechner Racing	AUT	Mario Plachutta	AUT	Bronze Thomas Jäger	DEU	Gold Mercedes AMG GT3	PROAM	1	20	19	1:46.039	0.304	0.304	158.0
3	77	Olimp Racing	POL	Marcin Jedlinski	POL	Bronze Mateusz Lisowski	POL	Silver Audi R8 LMS	PROAM	2	19	17	1:46.244	0.509	0.205	157.7
4	27	Daiko Lazarus Racing	ITA	Fabrizio Crestani	ITA	Silver Miguel Ramos	PRT	Bronze Lamborghini Huracan GT3	PROAM	3	19	18	1:46.280	0.545	0.036	157.6
5	51	Luzich Racing	USA	Alessandro Pier Guidi	ITA	Platinum Mikkel Mac	DNK	Gold Ferrari 488 GT3	PRO	2	21	19	1:46.408	0.673	0.128	157.4
6	84	Winward Racing / HTP	USA	Russell Ward	USA	Silver Indy Dontje	NLD	Silver Mercedes AMG GT3	PRO	3	19	15	1:46.435	0.700	0.027	157.4
7	333	Rinaldi Racing	DEU	Rinat Salikhov	RUS	Bronze David Perel	ZAF	Silver Ferrari 488 GT3	PROAM	4	20	17	1:46.467	0.732	0.032	157.4
8	11	RS Racing	ITA	Daniele Di Amato	ITA	Silver Andrea Montermini	ITA	Gold Ferrari 488 GT3	PRO	4	12	11	1:46.547	0.812	0.080	157.2
9	52	Luzich Racing	USA	Marco Cioci	ITA	Gold Matt Griffin	IRL	Gold Ferrari 488 GT3	PRO	5	21	18	1:46.711	0.976	0.164	157.0
10	16	Drivex School	ESP	Marcelo Hahn	BRA	Bronze Allam Khodair	BRA	Gold Mercedes AMG GT3	PROAM	5	17	16	1:46.847	1.112	0.136	156.8
11	17	Senkyr Motorsport	CZE	Richard Gonda	SVK	Silver Mikkel Jensen	DNK	Silver BMW M6 GT3	PRO	6	20	19	1:46.877	1.142	0.030	156.7
12	71	Luzich Racing	USA	Alexander West	SWE	Bronze Michele Rugolo	ITA	Gold Ferrari 488 GT3	PROAM	6	23	18	1:47.047	1.312	0.170	156.5
13	3	RACE / BMW Team Teo Martín	ESP	Lourenço Beirão da Veiga	PRT	Silver Juan Cruz Álvarez	ARG	Silver BMW M6 GT3	PRO	7	16	15	1:47.058	1.323	0.011	156.5
14	36	Drivex School	ESP	Christian Hahn	BRA	Bronze Lucas Auer	AUT	Gold Mercedes AMG GT3	PROAM	7	16	14	1:47.189	1.454	0.131	156.3
15	33	Rinaldi Racing	DEU	Christian Hook	DEU	Bronze Dominik Schwager	DEU	Gold Ferrari 488 GT3	PROAM	8	23	20	1:47.205	1.470	0.016	156.3
16	19	Imperiale Racing	ITA	Jiatong Liang	CHN	Bronze Raffaele Giammaria	ITA	Gold Lamborghini Huracan GT3	PROAM	9	15	14	1:47.351	1.616	0.146	156.1
17	25	Imperiale Racing	ITA	Riccardo Agostini	ITA	Gold Rik Breukers	NLD	Silver Lamborghini Huracan GT3	PRO	8	18	17	1:47.450	1.715	0.099	155.9
18	21	SPS Automotive Performance	DEU	TBN		TBN		Mercedes AMG GT3			20	18	1:47.549	1.814	0.099	155.8
19	47	RACE / BMW Team Teo Martín	ESP	Fran Rueda	ESP	Silver Andrés Saravia	GTM	Silver BMW M6 GT3	PRO	9	21	14	1:48.141	2.406	0.592	154.9
20	63	Imperiale Racing	ITA	Giovanni Venturini	ITA	Gold Jeroen Mul	NLD	Silver Lamborghini Huracan GT3	PRO	10	20	17	1:48.173	2.438	0.032	154.9
21	90	Target Racing	ITA	Alberto Di Folco	ITA	Silver Adrian Zaugg	CHE	Silver Lamborghini Huracan GT3	PRO	11	17	16	1:48.457	2.722	0.284	154.5
22	12	Ombra Racing	ITA	Andrea Rizzoli	ITA	Silver Damiano Fioravanti	ITA	Silver Lamborghini Huracan GT3	PRO	12	21	18	1:48.534	2.799	0.077	154.4
23	20	SPS Automotive Performance	DEU	Valentin Pierburg	DEU	Bronze Tom Onslow-Cole	GBR	Gold Mercedes AMG GT3	PROAM	10	19	15	1:49.876	4.141	1.342	152.5
24	91	Target Racing	ITA	Stefano Costantini	ITA	Bronze Christoph Lenz	CHE	Bronze Lamborghini Huracan GT3	AM	1	16	15	1:51.077	5.342	1.201	150.8
25	96	Optimum Motorsport	GBR	Bradley Ellis	GBR	Silver Oliver Wilkinson	GBR	Bronze Audi R8 LMS	PROAM	11	17	14	1:52.570	6.835	1.493	148.8
26	28	Daiko Lazarus Racing	ITA	Roldan Rodriguez				Lamborghini Huracan GT3	PRO	13	19	19	1:53.130	7.395	0.560	148.1
27	5	Olimp Racing	POL	Stanislaw Jedlinski	POL	Bronze Malgorzata Rdest	POL	Bronze Audi R8 LMS	AM	2	17	16	1:53.479	7.744	0.349	147.6
28	111	Porteiro Motorsport	ESP	Charles Finelli	USA	Bronze Phillippe Denes	USA	Bronze Mercedes AMG GT3	AM	3	18	18	1:59.217	13.482	5.738	140.5
29	7	RACE / BMW Team Teo Martín	ESP	Márcio Basso	BRA	Bronze Guilherme Salas	BRA	Bronze BMW M6 GT3	AM	4	16	4	2:02.122	16.387	2.905	137.2

Published at:.....

Track Temp: 18.3 °C    Air Temp: 20.4 °C    Humidity: 78 %    Track Status: WET

<b>Stewards:</b>	<b>Race Director:</b>	<b>Timekeeper:</b>
------------------	-----------------------	--------------------





**Circuito de Barcelona**  
**International GT Open**  
**Private test - 2**  
**Provisional Results by Class**



Cls	Nº	Entrant/Team	Nat	Driver 1	Nat	Status	Driver 2	Nat	Status	Vehicle	Cat	Cls	Laps	Best	Time	Gap	Interval	Km/h	
1	21	SPS Automotive Performance	DEU	TBN			TBN			Mercedes AMG GT3			20	18	1:47.549			155.8	
<b>PRO</b>																			
1	66	Vincenzo Sospiri Racing	ITA	Kang Ling	CHN	Silver	Philip Keen	GBR	Gold	Lamborghini Huracan GT3	PRO	1	15	14	1:45.735			158.4	
2	51	Luzich Racing	USA	Alessandro Pier Guidi	ITA	Platinum	Mikkel Mac	DNK	Gold	Ferrari 488 GT3	PRO	2	21	19	1:46.408	0.673	0.673	157.4	
3	84	Winward Racing / HTP	USA	Russell Ward	USA	Silver	Indy Dontje	NLD	Silver	Mercedes AMG GT3	PRO	3	19	15	1:46.435	0.700	0.027	157.4	
4	11	RS Racing	ITA	Daniele Di Amato	ITA	Silver	Andrea Montermini	ITA	Gold	Ferrari 488 GT3	PRO	4	12	11	1:46.547	0.812	0.112	157.2	
5	52	Luzich Racing	USA	Marco Cioci	ITA	Gold	Matt Griffin	IRL	Gold	Ferrari 488 GT3	PRO	5	21	18	1:46.711	0.976	0.164	157.0	
6	17	Senkyr Motorsport	CZE	Richard Gonda	SVK	Silver	Mikkel Jensen	DNK	Silver	BMW M6 GT3	PRO	6	20	19	1:46.877	1.142	0.166	156.7	
7	3	RACE / BMW Team Teo Martin	ESP	Lourenço Beirão da Veiga	PRT	Silver	Juan Cruz Álvarez	ARG	Silver	BMW M6 GT3	PRO	7	16	15	1:47.058	1.323	0.181	156.5	
8	25	Imperiale Racing	ITA	Riccardo Agostini	ITA	Gold	Rik Breukers	NLD	Silver	Lamborghini Huracan GT3	PRO	8	18	17	1:47.450	1.715	0.392	155.9	
9	47	RACE / BMW Team Teo Martin	ESP	Fran Rueda	ESP	Silver	Andrés Saravia	GTM	Silver	BMW M6 GT3	PRO	9	21	14	1:48.141	2.406	0.691	154.9	
10	63	Imperiale Racing	ITA	Giovanni Venturini	ITA	Gold	Jeroen Mul	NLD	Silver	Lamborghini Huracan GT3	PRO	10	20	17	1:48.173	2.438	0.032	154.9	
11	90	Target Racing	ITA	Alberto Di Folco	ITA	Silver	Adrian Zaugg	CHE	Silver	Lamborghini Huracan GT3	PRO	11	17	16	1:48.457	2.722	0.284	154.5	
12	12	Ombra Racing	ITA	Andrea Rizzoli	ITA	Silver	Damiano Fioravanti	ITA	Silver	Lamborghini Huracan GT3	PRO	12	21	18	1:48.534	2.799	0.077	154.4	
13	28	Daiko Lazarus Racing	ITA	Roldan Rodríguez						Lamborghini Huracan GT3	PRO	13	19	19	1:53.130	7.395	4.596	148.1	
<b>PROAM</b>																			
1	72	Lechner Racing	AUT	Mario Plachutta	AUT	Bronze	Thomas Jäger	DEU	Gold	Mercedes AMG GT3	PROAM	1	20	19	1:46.039			158.0	
2	77	Olimp Racing	POL	Marcin Jedlinski	POL	Bronze	Mateusz Lisowski	POL	Silver	Audi R8 LMS	PROAM	2	19	17	1:46.244	0.205	0.205	157.7	
3	27	Daiko Lazarus Racing	ITA	Fabrizio Crestani	ITA	Silver	Miguel Ramos	PRT	Bronze	Lamborghini Huracan GT3	PROAM	3	19	18	1:46.280	0.241	0.036	157.6	
4	333	Rinaldi Racing	DEU	Rinat Salikhov	RUS	Bronze	David Perel	ZAF	Silver	Ferrari 488 GT3	PROAM	4	20	17	1:46.467	0.428	0.187	157.4	
5	16	Drivex School	ESP	Marcelo Hahn	BRA	Bronze	Allam Khodair	BRA	Gold	Mercedes AMG GT3	PROAM	5	17	16	1:46.847	0.808	0.380	156.8	
6	71	Luzich Racing	USA	Alexander West	SWE	Bronze	Michele Rugolo	ITA	Gold	Ferrari 488 GT3	PROAM	6	23	18	1:47.047	1.008	0.200	156.5	
7	36	Drivex School	ESP	Christian Hahn	BRA	Bronze	Lucas Auer	AUT	Gold	Mercedes AMG GT3	PROAM	7	16	14	1:47.189	1.150	0.142	156.3	
8	33	Rinaldi Racing	DEU	Christian Hook	DEU	Bronze	Dominik Schwager	DEU	Gold	Ferrari 488 GT3	PROAM	8	23	20	1:47.205	1.166	0.016	156.3	
9	19	Imperiale Racing	ITA	Jiatong Liang	CHN	Bronze	Raffaele Giammaria	ITA	Gold	Lamborghini Huracan GT3	PROAM	9	15	14	1:47.351	1.312	0.146	156.1	
10	20	SPS Automotive Performance	DEU	Valentin Pierburg	DEU	Bronze	Tom Onslow-Cole	GBR	Gold	Mercedes AMG GT3	PROAM	10	19	15	1:49.876	3.837	2.525	152.5	
11	96	Optimum Motorsport	GBR	Bradley Ellis	GBR	Silver	Oliver Wilkinson	GBR	Bronze	Audi R8 LMS	PROAM	11	17	14	1:52.570	6.531	2.694	148.8	
<b>AM</b>																			
1	91	Target Racing	ITA	Stefano Costantini	ITA	Bronze	Christoph Lenz	CHE	Bronze	Lamborghini Huracan GT3	AM	1	16	15	1:51.077			150.8	
2	5	Olimp Racing	POL	Stanislaw Jedlinski	POL	Bronze	Malgorzata Rdest	POL	Bronze	Audi R8 LMS	AM	2	17	16	1:53.479	2.402	2.402	147.6	
3	111	Porteiro Motorsport	ESP	Charles Finelli	USA	Bronze	Phillippe Denes	USA	Bronze	Mercedes AMG GT3	AM	3	18	18	1:59.217	8.140	5.738	140.5	
4	7	RACE / BMW Team Teo Martin	ESP	Márcio Basso	BRA	Bronze	Guilherme Salas	BRA	Bronze	BMW M6 GT3	AM	4	16	4	2:02.122	11.045	2.905	137.2	

Published at:.....

Track Temp: 18.3 °C    Air Temp: 20.4 °C    Humidity: 78 %    Track Status: WET

<b>Stewards:</b>	<b>Race Director:</b>	<b>Timekeeper:</b>
------------------	-----------------------	--------------------





**Circuit de Barcelona**  
**International GT Open**  
**Private test - 2**  
**Lap Analysis**



**3**

1 Lourenço Beirão da Veiga

BMW M6 GT3

**7**

1 Márcio Basso

BMW M6 GT3

PRO 2 Juan Cruz Álvarez RACE / BMW Team Teo Martín AM 2 Guilherme Salas RACE / BMW Team Teo Martín

Lap	D	Time	Sector 1	Sector 2	Sector 3	T. Spd	Elapsed	Lap	D	Time	Sector 1	Sector 2	Sector 3	T. Spd	Elapsed
1		15:12:27.242	15:10:57.246	48.474	41.522	178.2	15:12:27.242	1		15:15:29.090	15:13:58.083	49.174	41.833	138.4	15:15:29.090
2		2:01.778	33.615	46.874	41.289	260.2	15:14:29.020	2		2:04.651	33.604	47.369	43.678	258.9	15:17:33.741
3		2:01.692	33.495	46.944	41.253	260.8	15:16:30.712	3		2:02.455	33.809	47.172	41.474	260.2	15:19:36.196
4		2:00.713	33.320	46.817	40.576	262.7	15:18:31.425	4		2:02.122	33.538	47.084	41.500	261.5	15:21:38.318
5		2:08.589 P	34.137	47.956	46.496	260.8	15:20:40.014	5		2:17.460 P	36.909	52.179	48.372	219.0	15:23:55.778
6		10:39.830 P	9:07.467	47.200	45.163	186.2	15:31:19.844	6		7:46.711 P	6:09.496	51.116	46.099	189.8	15:31:42.489
7		9:47.045	8:17.446	51.118	38.481	125.2	15:41:06.889	7		6:35.741	5:07.137	49.532	39.072	189.4	15:38:18.230
8		2:01.735 P	33.618	45.818	42.299	262.1	15:43:08.624	8		2:07.599 P	35.504	49.114	42.981	257.7	15:40:25.829
9		5:23.924	3:57.398	49.690	36.836	131.0	15:48:32.548	9		3:17.869 P	1:45.043	50.193	42.633	156.2	15:43:43.698
10		1:51.200	31.961	43.330	35.909	266.0	15:50:23.748	10		4:57.036	3:19.371	53.298	44.367	148.5	15:48:40.734
11		1:51.028	31.838	42.721	36.469	206.1	15:52:14.776	11		2:13.005	36.002	51.818	45.185	253.5	15:50:53.739
12		1:48.699	30.653	42.473	35.573	266.6	15:54:03.475	12		2:10.808	35.095	51.118	44.595	256.5	15:53:04.547
13		1:53.167 P	30.593	42.550	40.024	267.3	15:55:56.642	13		2:21.879 P	36.383	50.861	54.635	228.8	15:55:26.426
14		6:02.710	4:45.708	41.830	35.172	172.5	16:01:59.352	14		7:51.083	6:15.352	51.656	44.075	150.4	16:03:17.509
15		1:47.058	30.121	42.155	34.782	267.9	16:03:46.410	15		2:03.831	35.641	47.921	40.269	251.7	16:05:21.340
16		1:54.017 P	30.239	43.379	40.399	267.9	16:05:40.427	16		2:06.336 P	33.690	46.874	45.772	261.5	16:07:27.676

**5**

1 Stanislaw Jedlinski

Audi R8 LMS

**11**

1 Daniele Di Amato

Ferrari 488 GT3

AM 2 Malgorzata Rdest Olimp Racing PRO 2 Andrea Montermini RS Racing

Lap	D	Time	Sector 1	Sector 2	Sector 3	T. Spd	Elapsed	Lap	D	Time	Sector 1	Sector 2	Sector 3	T. Spd	Elapsed
1		15:13:27.100	15:11:54.606	49.710	42.784	156.7	15:13:27.100	1		15:23:29.605 P	15:21:45.104	47.301	57.200	185.5	15:23:29.605
2		2:05.522	34.769	48.758	41.995	255.9	15:15:32.622	2		7:36.521 P	5:56.722	46.194	53.605	191.1	15:31:06.126
3		2:07.960	34.485	49.425	44.050	257.1	15:17:40.582	3		7:24.998	5:58.326	45.426	41.246	189.4	15:38:31.124
4		2:10.460	35.416	51.748	43.296	255.3	15:19:51.042	4		1:56.373	33.479	45.492	37.402	259.6	15:40:27.497
5		2:22.519 P	35.461	50.241	56.817	255.9	15:22:13.561	5		1:55.959	33.292	45.463	37.204	258.9	15:42:23.456
6		8:32.663 P	6:42.892	53.290	56.481	169.8	15:30:46.224	6		1:55.569	33.181	45.080	37.308	260.2	15:44:19.025
7		9:13.164	7:34.937	50.860	47.367	134.6	15:39:59.388	7		2:03.743 P	33.177	46.685	43.881	261.5	15:46:22.768
8		2:07.569	34.901	50.539	42.129	255.9	15:42:06.957	8		9:38.079	8:11.395	49.333	37.351	96.4	15:56:00.847
9		2:05.984	34.888	49.103	41.993	257.1	15:44:12.941	9		1:49.172	31.174	42.483	35.515	260.8	15:57:50.019
10		2:22.332 P	34.666	54.610	53.056	258.3	15:46:35.273	10		1:46.909	30.563	41.752	34.594	262.1	15:59:36.928
11		5:54.467	4:25.415	48.809	40.243	130.9	15:52:29.740	11		1:46.547	30.323	41.635	34.589	261.5	16:01:23.475
12		2:01.259	35.419	46.922	38.918	256.5	15:54:30.999	12		1:53.888 P	32.731	41.954	39.203	263.4	16:03:17.363
13		2:10.097 P	33.445	48.851	47.801	258.9	15:56:41.096								
14		3:20.942	1:53.717	48.075	39.150	151.6	16:00:02.038								
15		1:57.042	32.783	45.313	38.946	258.9	16:01:59.080								
16		1:53.479	32.057	44.507	36.915	259.6	16:03:52.559								
17		4:49.426 P	2:52.371	1:01.748	55.307	262.1	16:08:41.985								





Circuit de Barcelona  
International GT Open  
Private test - 2  
Lap Analysis



12

1 Andrea Rizzoli  
Lamborghini Huracan GT3  
2 Damiano Fioravanti  
Ombra Racing

17

1 Richard Gonda  
BMW M6 GT3  
2 Mikkel Jensen  
Senkyr Motorsport

Lap	D	Time	Sector 1	Sector 2	Sector 3	T. Spd	Elapsed	Lap	D	Time	Sector 1	Sector 2	Sector 3	T. Spd	Elapsed
1		15:12:59.399	15:11:31.511	47.330	40.558	164.1	15:12:59.399	1		15:13:08.914	15:11:33.837	51.963	43.114	170.6	15:13:08.914
2		2:01.436	33.478	46.784	41.174	258.9	15:15:00.835	2		2:02.719	33.768	47.142	41.809	259.6	15:15:11.633
3		2:04.452	33.732	47.573	43.147	259.6	15:17:05.287	3		2:02.936	34.162	47.343	41.431	257.7	15:17:14.569
4		2:01.735	33.764	47.005	40.966	261.5	15:19:07.022	4		2:04.057	34.245	47.175	42.637	259.6	15:19:18.626
5		2:00.796	33.678	46.862	40.256	259.6	15:21:07.818	5		2:07.275 P	33.622	47.982	45.671	260.8	15:21:25.901
6		2:17.990 P	33.765	47.815	56.410	260.2	15:23:25.808	6		9:50.171 P	8:10.377	51.259	48.535	186.8	15:31:16.072
7		7:07.798 P	5:31.502	49.407	46.889	178.8	15:30:33.606	7		6:18.445	4:48.860	49.465	40.120	187.1	15:37:34.517
8		6:51.642	5:24.301	47.264	40.077	181.5	15:37:25.248	8		2:06.339	34.379	49.154	42.806	260.2	15:39:40.856
9		1:59.373	33.408	47.246	38.719	261.5	15:39:24.621	9		1:57.903	33.395	46.148	38.360	262.7	15:41:38.759
10		2:03.040 P	33.807	46.044	43.189	259.6	15:41:27.661	10		2:03.263 P	34.153	46.456	42.654	262.1	15:43:42.022
11		3:43.805	2:16.476	45.916	41.413	182.1	15:45:11.466	11		3:43.143	2:19.604	45.892	37.647	170.6	15:47:25.165
12		1:56.663	33.717	45.303	37.643	260.8	15:47:08.129	12		1:52.175	32.329	43.568	36.278	260.2	15:49:17.340
13		2:02.775 P	33.059	45.788	43.928	262.1	15:49:10.904	13		1:54.694	31.370	43.187	40.137	261.5	15:51:12.034
14		3:19.982	1:57.238	45.557	37.187	173.3	15:52:30.886	14		1:53.108	31.139	43.576	38.393	260.2	15:53:05.142
15		1:53.103	33.364	43.905	35.834	260.2	15:54:23.989	15		1:59.519 P	31.267	42.715	45.537	265.3	15:55:04.661
16		1:48.702	30.842	42.390	35.470	262.1	15:56:12.691	16		3:46.528	2:27.609	43.111	35.808	161.1	15:58:51.189
17		1:49.766	30.870	42.519	36.377	262.1	15:58:02.457	17		1:50.127	31.608	43.100	35.419	262.1	16:00:41.316
18		1:48.534	30.908	42.297	35.329	262.1	15:59:50.991	18		1:49.160	31.721	42.136	35.303	265.3	16:02:30.476
19		1:48.554	30.491	42.276	35.787	262.7	16:01:39.545	19		1:46.877	30.241	41.478	35.158	266.0	16:04:17.353
20		1:53.044 P	30.528	42.084	40.432	263.4	16:03:32.589	20		1:56.456 P	30.716	42.802	42.938	266.6	16:06:13.809
21		3:48.218 P	2:16.274	44.904	47.040	184.3	16:07:20.807								

16

1 Marcelo Hahn  
Mercedes AMG GT3  
2 Allam Khodair  
Drivex School

19

1 Jiatong Liang  
Lamborghini Huracan GT3  
2 Raffaele Giammaria  
Imperiale Racing

Lap	D	Time	Sector 1	Sector 2	Sector 3	T. Spd	Elapsed	Lap	D	Time	Sector 1	Sector 2	Sector 3	T. Spd	Elapsed
1		15:16:55.770	15:15:24.939	49.188	41.643	140.0	15:16:55.770	1		15:14:04.615	15:12:29.649	52.218	42.748	145.1	15:14:04.615
2		2:00.592	33.400	46.743	40.449	257.7	15:18:56.362	2		2:03.880	34.633	47.359	41.888	236.3	15:16:08.495
3		2:00.323	33.444	46.610	40.269	256.5	15:20:56.685	3		2:00.137	33.288	46.527	40.322	257.7	15:18:08.632
4		6:41.884 P	5:07.145	48.840	45.899	255.9	15:27:38.569	4		1:59.794	33.163	46.303	40.328	258.9	15:20:08.426
5		10:09.909	8:41.625	49.020	39.264	176.1	15:37:48.478	5		2:16.400 P	33.209	46.197	56.994	259.6	15:22:24.826
6		1:58.190	33.310	45.913	38.967	258.3	15:39:46.668	6		16:35.062	15:03.318	48.704	43.040	190.8	15:38:59.888
7		2:04.297 P	34.536	45.872	43.889	254.1	15:41:50.965	7		2:00.452	34.662	47.115	38.675	256.5	15:41:00.340
8		4:39.718	3:17.221	44.674	37.823	177.9	15:46:30.683	8		1:58.774	33.695	46.251	38.828	260.2	15:42:59.114
9		1:50.336	31.668	42.612	36.056	261.5	15:48:21.019	9		1:58.494	33.516	46.295	38.683	261.5	15:44:57.608
10		1:51.121	32.861	42.364	35.896	261.5	15:50:12.140	10		2:06.634 P	33.351	46.149	47.134	261.5	15:47:04.242
11		1:48.488	31.573	41.895	35.020	258.9	15:52:00.628	11		11:57.200	10:33.301	47.350	36.549	185.8	15:59:01.442
12		1:47.741	31.030	41.912	34.799	260.8	15:53:48.369	12		1:48.759	31.093	42.099	35.567	261.5	16:00:50.201
13		1:48.260	30.750	41.723	35.787	261.5	15:55:36.629	13		1:51.057	30.638	42.596	37.823	264.0	16:02:41.258
14		2:13.634 P	31.009	41.615	1:01.010	260.2	15:57:50.263	14		1:47.351	30.478	41.642	35.231	265.3	16:04:28.609
15		5:11.168	3:50.321	43.249	37.598	186.2	16:03:01.431	15		2:01.679 P	30.335	44.464	46.880	265.3	16:06:30.288
16		1:46.847	30.396	41.789	34.662	262.1	16:04:48.278								
17		2:01.626 P	30.113	43.287	48.226	262.7	16:06:49.904								





**Circuit de Barcelona**  
**International GT Open**  
**Private test - 2**  
**Lap Analysis**



**20**

1 Valentin Pierburg Mercedes AMG GT3  
 PROAM 2 Tom Onslow-Cole SPS Automotive Performance

Lap	D	Time	Sector 1	Sector 2	Sector 3	T. Spd	Elapsed
1		15:13:52.222	15:12:14.623	52.687	44.912	173.3	15:13:52.222
2		2:25.767 P	37.408	53.052	55.307	241.0	15:16:17.989
3		3:24.837	1:58.181	46.768	39.888	184.9	15:19:42.826
4		2:07.603 P	33.371	45.909	48.323	254.1	15:21:50.429
5		15:32.438	14:05.028	48.247	39.163	161.4	15:37:22.867
6		2:03.652	33.731	51.125	38.796	257.1	15:39:26.519
7		2:05.857 P	34.149	46.410	45.298	257.7	15:41:32.376
8		3:35.321	2:06.225	49.179	39.917	161.4	15:45:07.697
9		1:58.170	33.108	47.379	37.683	256.5	15:47:05.867
10		1:53.381	32.204	44.255	36.922	260.2	15:48:59.248
11		1:53.241	31.466	43.801	37.974	258.9	15:50:52.489
12		1:51.405	31.719	43.268	36.418	258.3	15:52:43.894
13		1:50.717	31.381	42.477	36.859	258.3	15:54:34.611
14		1:51.714	31.274	44.348	36.092	259.6	15:56:26.325
15		1:49.876	31.186	42.490	36.200	259.6	15:58:16.201
16		1:50.228	30.873	43.077	36.278	260.2	16:00:06.429
17		1:55.496 P	30.789	42.945	41.762	260.2	16:02:01.925
18		3:05.337	1:45.226	44.910	35.201	188.4	16:05:07.262
19		1:56.670 P	30.329	41.377	44.964	261.5	16:07:03.932

**25**

1 Riccardo Agostini Lamborghini Huracan GT3  
 PRO 2 Rik Bruokers Imperiale Racing

Lap	D	Time	Sector 1	Sector 2	Sector 3	T. Spd	Elapsed
1		15:14:01.464	15:12:32.776	47.208	41.480	157.6	15:14:01.464
2		2:00.519	33.199	46.598	40.722	259.6	15:16:01.983
3		2:00.424	33.237	46.597	40.590	260.2	15:18:02.407
4		2:06.051 P	33.527	46.708	45.816	260.2	15:20:08.458
5		10:54.840 P	9:08.598	50.137	56.105	185.8	15:31:03.298
6		7:23.106	5:52.923	49.320	40.863	182.1	15:38:26.404
7		1:57.465	34.467	45.479	37.519	259.6	15:40:23.869
8		1:56.517	33.423	45.422	37.672	260.8	15:42:20.386
9		2:02.634 P	33.314	45.564	43.756	260.8	15:44:23.020
10		5:52.691	4:31.689	45.071	35.931	185.5	15:50:15.711
11		1:50.002	31.670	42.864	35.468	264.0	15:52:05.713
12		1:48.423	30.892	42.327	35.204	262.7	15:53:54.136
13		1:48.762	31.134	42.157	35.471	264.7	15:55:42.898
14		1:53.175 P	30.503	41.971	40.701	264.7	15:57:36.073
15		3:16.927	1:56.869	43.868	36.190	175.0	16:00:53.000
16		1:49.149	31.070	41.907	36.172	263.4	16:02:42.149
17		1:47.450	30.509	41.797	35.144	265.3	16:04:29.599
18		2:01.986 P	30.147	44.949	46.890	267.3	16:06:31.585

**21**

1 TBN Mercedes AMG GT3  
 2 TBN SPS Automotive Performance

Lap	D	Time	Sector 1	Sector 2	Sector 3	T. Spd	Elapsed
1		15:12:28.167	15:10:55.678	49.281	43.208	112.0	15:12:28.167
2		2:03.574	34.810	47.438	41.326	253.5	15:14:31.741
3		2:02.944	33.899	47.552	41.493	254.7	15:16:34.685
4		2:02.635	33.972	47.447	41.216	256.5	15:18:37.320
5		2:01.442	33.567	47.138	40.737	255.3	15:20:38.762
6		2:18.246 P	33.850	51.839	52.557	254.7	15:22:57.008
7		7:39.656 P	5:59.977	51.096	48.583	173.3	15:30:36.664
8		7:00.628	5:32.688	48.478	39.462	177.0	15:37:37.292
9		1:59.178	33.789	46.264	39.125	256.5	15:39:36.470
10		2:08.163 P	34.281	47.061	46.821	256.5	15:41:44.633
11		5:27.848	3:50.800	53.420	43.628	138.1	15:47:12.481
12		2:00.772	34.319	46.482	39.971	251.1	15:49:13.253
13		1:55.623	32.846	44.826	37.951	258.3	15:51:08.876
14		1:54.728	32.066	43.962	38.700	258.9	15:53:03.604
15		1:51.416	31.887	43.083	36.446	254.7	15:54:55.020
16		2:07.740 P	37.674	46.139	43.927	258.3	15:57:02.760
17		3:53.483	2:33.656	43.562	36.265	162.1	16:00:56.243
18		1:47.549	30.409	41.533	35.607	262.1	16:02:43.792
19		1:50.042	31.440	42.279	36.323	262.1	16:04:33.834
20		2:07.770 P	30.728	46.679	50.363	262.1	16:06:41.604

**27**

1 Fabrizio Crestani Lamborghini Huracan GT3  
 PROAM 2 Miguel Ramos Daiko Lazarus Racing

Lap	D	Time	Sector 1	Sector 2	Sector 3	T. Spd	Elapsed
1		15:12:37.820	15:10:57.715	55.747	44.358	107.2	15:12:37.820
2		2:18.993	33.377	1:03.949	41.667	260.8	15:14:56.813
3		2:01.142	33.246	46.879	41.017	259.6	15:16:57.955
4		2:00.384	33.311	46.634	40.439	262.1	15:18:58.339
5		2:00.655	33.322	46.737	40.596	260.8	15:20:58.994
6		2:24.192 P	33.921	52.523	57.748	260.8	15:23:23.186
7		7:27.414 P	5:26.772	48.940	1:11.702	155.6	15:30:50.600
8		6:39.645	5:04.210	52.802	42.633	148.9	15:37:30.245
9		1:57.404	33.120	45.962	38.322	261.5	15:39:27.649
10		2:07.447	36.410	51.999	39.038	266.6	15:41:35.096
11		1:57.414	33.339	45.567	38.508	263.4	15:43:32.510
12		1:57.650	33.282	45.928	38.440	264.7	15:45:30.160
13		2:15.614 P	34.218	50.884	50.512	262.7	15:47:45.774
14		5:21.185	3:55.025	46.127	40.033	169.2	15:53:06.959
15		1:48.611	31.516	41.805	35.290	262.7	15:54:55.570
16		1:47.072	30.469	41.819	34.784	266.6	15:56:42.642
17		1:46.673	30.276	41.669	34.728	266.6	15:58:29.315
18		1:46.280	30.180	41.493	34.607	266.6	16:00:15.595
19		1:56.122 P	29.934	44.117	42.071	266.6	16:02:11.717





**Circuit de Barcelona**  
**International GT Open**  
**Private test - 2**  
**Lap Analysis**



**28** 1 Roldan Rodriguez Lamborghini Huracan GT3  
 PRO 2 Daiko Lazarus Racing

**36** 1 Christian Hahn Mercedes AMG GT3  
 PROAM 2 Lucas Auer Drivex School

Lap	D	Time	Sector 1	Sector 2	Sector 3	T. Spd	Elapsed
1		15:12:24.615	15:10:50.404	51.553	42.658	160.2	15:12:24.615
2		2:16.477	37.124	50.368	48.985	237.3	15:14:41.092
3		2:00.087	33.279	46.546	40.262	260.2	15:16:41.179
4		2:00.431	33.229	46.542	40.660	263.4	15:18:41.610
5		2:03.321 P	33.518	45.991	43.812	261.5	15:20:44.931
6		8:47.789	7:22.804	46.502	38.483	181.2	15:29:32.720
7		5:36.851 P	3:57.316	53.953	45.582	260.8	15:35:09.571
8		3:56.958	2:30.099	45.902	40.957	187.5	15:39:06.529
9		1:56.112	33.098	45.589	37.425	262.7	15:41:02.641
10		1:56.769	33.417	45.368	37.984	261.5	15:42:59.410
11		2:13.601 P	34.190	50.085	49.326	262.1	15:45:13.011
12		4:59.138	3:28.329	50.029	40.780	177.0	15:50:12.149
13		2:04.310	36.353	46.256	41.701	231.2	15:52:16.459
14		1:57.972	33.388	45.937	38.647	261.5	15:54:14.431
15		1:58.047	33.396	45.651	39.000	260.8	15:56:12.478
16		2:00.925	33.294	47.456	40.175	259.6	15:58:13.403
17		2:05.998 P	33.252	48.043	44.703	261.5	16:00:19.401
18		3:29.248	2:06.204	46.765	36.279	184.6	16:03:48.649
19		1:53.130 P	30.746	42.345	40.039	266.6	16:05:41.779

Lap	D	Time	Sector 1	Sector 2	Sector 3	T. Spd	Elapsed
1		15:17:27.457	15:15:41.866	55.262	50.329	158.8	15:17:27.457
2		2:14.900 P	33.751	46.489	54.660	255.3	15:19:42.357
3		12:41.589 P	10:54.635	55.634	51.320	147.3	15:32:23.946
4		5:26.026	3:56.901	49.017	40.108	178.2	15:37:49.972
5		2:06.594	33.492	46.776	46.326	258.9	15:39:56.566
6		1:57.302	33.471	45.186	38.645	255.9	15:41:53.868
7		1:56.984	33.527	45.261	38.196	257.7	15:43:50.852
8		2:06.449 P	34.160	46.533	45.756	242.1	15:45:57.301
9		7:22.067	5:59.199	46.046	36.822	144.3	15:53:19.368
10		1:51.497	32.694	43.032	35.771	258.9	15:55:10.865
11		1:56.839	31.421	44.958	40.460	262.7	15:57:07.704
12		1:48.295	30.788	42.372	35.135	261.5	15:58:55.999
13		1:50.953	30.479	42.918	37.556	261.5	16:00:46.952
14		1:47.189	30.377	41.881	34.931	260.8	16:02:34.141
15		1:47.190	30.393	41.601	35.196	262.7	16:04:21.331
16		1:57.157 P	32.052	43.130	41.975	262.1	16:06:18.488

**33** 1 Christian Hook Ferrari 488 GT3  
 PROAM 2 Dominik Schwager Rinaldi Racing

**47** 1 Fran Rueda BMW M6 GT3  
 PRO 2 Andrés Saravia RACE / BMW Team Teo Martín

Lap	D	Time	Sector 1	Sector 2	Sector 3	T. Spd	Elapsed
1		15:13:17.164	15:11:42.664	47.526	46.974	186.5	15:13:17.164
2		2:01.240	33.360	46.937	40.943	255.9	15:15:18.404
3		2:00.784	33.380	46.774	40.630	258.9	15:17:19.188
4		2:00.088	33.326	46.628	40.134	258.9	15:19:19.276
5		1:59.408	33.380	46.567	39.461	260.8	15:21:18.684
6		2:22.076 P	36.109	53.535	52.432	260.2	15:23:40.760
7		6:21.435	4:56.290	46.445	38.700	190.8	15:30:02.195
8		2:25.130 P	36.649	57.154	51.327	260.8	15:32:27.325
9		5:07.674	3:42.414	46.471	38.789	191.1	15:37:34.999
10		1:56.778	33.298	45.504	37.976	259.6	15:39:31.777
11		1:56.511	33.204	45.590	37.717	258.9	15:41:28.288
12		1:55.553	33.011	45.361	37.181	260.8	15:43:23.841
13		2:00.327 P	33.255	44.908	42.164	259.6	15:45:24.168
14		3:07.493	1:43.577	46.737	37.179	125.5	15:48:31.661
15		1:51.704	31.802	43.316	36.586	260.8	15:50:23.365
16		1:49.424	30.912	42.432	36.080	260.8	15:52:12.789
17		1:48.113	30.807	42.080	35.226	261.5	15:54:00.902
18		1:47.332	30.445	41.756	35.131	262.1	15:55:48.234
19		1:48.629	30.538	43.053	35.038	260.8	15:57:36.863
20		1:47.205	30.305	41.880	35.020	264.0	15:59:24.068
21		1:50.581	30.548	41.900	38.133	262.7	16:01:14.649
22		1:56.445 P	30.217	43.445	42.783	261.5	16:03:11.094
23		3:10.276 P	1:42.914	44.024	43.338	190.8	16:06:21.370

Lap	D	Time	Sector 1	Sector 2	Sector 3	T. Spd	Elapsed
1		15:12:21.401	15:10:54.135	46.599	40.667	164.3	15:12:21.401
2		2:00.821	33.298	46.513	41.010	261.5	15:14:22.222
3		2:01.643	33.498	46.851	41.294	261.5	15:16:23.865
4		2:16.060 P	35.272	53.130	47.658	262.7	15:18:39.925
5		3:25.936 P	1:48.097	47.718	50.121	185.5	15:22:05.861
6		7:39.789	6:10.797	48.195	40.797	156.2	15:29:45.650
7		2:07.716 P	33.427	46.316	47.973	262.1	15:31:53.366
8		5:16.294	3:49.153	47.073	40.068	183.3	15:37:09.660
9		1:58.150	33.704	45.768	38.678	263.4	15:39:07.810
10		1:58.114	33.766	45.916	38.432	264.0	15:41:05.924
11		2:08.535 P	37.220	47.556	43.759	263.4	15:43:14.459
12		3:08.807	1:47.196	44.105	37.506	171.1	15:46:23.266
13		1:50.228	31.611	43.614	35.003	266.0	15:48:13.494
14		1:48.141	30.884	42.501	34.756	266.0	15:50:01.635
15		1:52.498 P	31.008	41.466	40.024	266.0	15:51:54.133
16		5:59.927	4:34.192	45.032	40.703	184.6	15:57:54.060
17		1:49.321	31.191	42.387	35.743	264.7	15:59:43.381
18		1:48.304	30.559	42.440	35.305	264.7	16:01:31.685
19		1:48.264	30.249	42.572	35.443	267.9	16:03:19.949
20		1:52.161	31.865	42.833	37.463	266.6	16:05:12.110
21		1:56.205 P	30.965	42.853	42.387	266.6	16:07:08.315





**Circuit de Barcelona**  
**International GT Open**  
**Private test - 2**  
**Lap Analysis**



**51**

1 Alessandro Pier Guidi  
 Ferrari 488 GT3  
 PRO  
 2 Mikkel Mac  
 Luzich Racing

**63**

1 Giovanni Venturini  
 Lamborghini Huracan GT3  
 PRO  
 2 Jeroen Mul  
 Imperiale Racing

Lap	D	Time	Sector 1	Sector 2	Sector 3	T. Spd	Elapsed	Lap	D	Time	Sector 1	Sector 2	Sector 3	T. Spd	Elapsed
1		15:13:11.451	15:11:39.822	49.344	42.285	183.3	15:13:11.451	1		15:14:09.587	15:12:39.157	49.247	41.183	186.5	15:14:09.587
2		2:04.097	34.791	47.836	41.470	219.9	15:15:15.548	2		2:01.090	33.204	47.033	40.853	260.8	15:16:10.677
3		2:01.024	33.559	46.832	40.633	251.7	15:17:16.572	3		2:00.098	33.213	46.437	40.448	262.1	15:18:10.775
4		2:00.094	33.389	46.483	40.222	258.3	15:19:16.666	4		2:23.259 P	33.399	1:03.543	46.317	261.5	15:20:34.034
5		2:00.363	33.582	46.667	40.114	258.3	15:21:17.029	5		9:13.348	7:49.571	45.945	37.832	191.8	15:29:47.382
6		2:17.886 P	34.944	52.573	50.369	259.6	15:23:34.915	6		2:09.935 P	33.416	46.393	50.126	263.4	15:31:57.317
7		13:27.546	12:03.692	46.045	37.809	182.1	15:37:02.461	7		5:25.883	4:01.351	46.599	37.933	176.1	15:37:23.200
8		1:55.803	32.927	45.446	37.430	257.7	15:38:58.264	8		1:58.386	33.878	47.124	37.384	257.1	15:39:21.586
9		2:00.498 P	33.308	45.483	41.707	258.3	15:40:58.762	9		1:57.118	33.324	46.047	37.747	262.7	15:41:18.704
10		3:17.282	1:55.751	45.027	36.504	186.5	15:44:16.044	10		2:01.051 P	33.385	45.787	41.879	264.0	15:43:19.755
11		1:51.120	32.038	43.978	35.104	264.0	15:46:07.164	11		3:31.897	2:04.281	45.825	41.791	192.1	15:46:51.652
12		1:48.126	31.279	42.160	34.687	263.4	15:47:55.290	12		1:55.253	32.692	45.012	37.549	261.5	15:48:46.905
13		1:54.164 P	32.079	42.324	39.761	264.0	15:49:49.454	13		2:07.550 P	34.513	48.286	44.751	261.5	15:50:54.455
14		3:33.539	2:14.483	43.342	35.714	181.2	15:53:22.993	14		2:52.359	1:30.850	45.082	36.427	184.6	15:53:46.814
15		1:54.643	35.578	42.619	36.446	262.7	15:55:17.636	15		1:54.647	31.413	44.185	39.049	262.7	15:55:41.461
16		1:47.596	31.116	41.520	34.960	261.5	15:57:05.232	16		1:52.432	32.138	42.918	37.376	264.0	15:57:33.893
17		1:47.020	30.631	41.630	34.759	264.0	15:58:52.252	17		1:48.173	30.440	42.354	35.379	264.0	15:59:22.066
18		1:47.610	30.991	41.809	34.810	265.3	16:00:39.862	18		1:56.022 P	30.451	43.604	41.967	264.0	16:01:18.088
19		1:46.408	30.163	41.520	34.725	262.1	16:02:26.270	19		4:00.958	2:41.602	43.496	35.860	190.1	16:05:19.046
20		1:49.147	31.722	41.882	35.543	256.5	16:04:15.417	20		2:02.732 P	32.293	43.289	47.150	262.7	16:07:21.778
21		2:00.349 P	32.780	44.274	43.295	263.4	16:06:15.766								

**52**

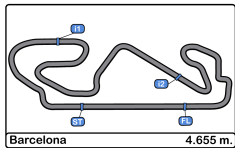
1 Marco Cioci  
 Ferrari 488 GT3  
 PRO  
 2 Matt Griffin  
 Luzich Racing

**66**

1 Kang Ling  
 Lamborghini Huracan GT3  
 PRO  
 2 Philip Keen  
 Vincenzo Sospiri Racing

Lap	D	Time	Sector 1	Sector 2	Sector 3	T. Spd	Elapsed	Lap	D	Time	Sector 1	Sector 2	Sector 3	T. Spd	Elapsed
1		15:13:20.956	15:11:52.968	46.815	41.173	155.1	15:13:20.956	1		15:12:51.711 P	15:11:13.885	49.098	48.728	186.8	15:12:51.711
2		1:59.773	33.112	46.232	40.429	257.7	15:15:20.729	2		5:53.726	4:24.030	48.443	41.253	184.9	15:18:45.437
3		2:00.409	33.437	46.302	40.670	259.6	15:17:21.138	3		2:02.642	34.979	47.157	40.506	216.0	15:20:48.079
4		2:00.444	33.272	46.569	40.603	260.2	15:19:21.582	4		2:18.810 P	33.973	47.588	57.249	241.0	15:23:06.889
5		2:07.232 P	34.750	46.944	45.538	260.2	15:21:28.814	5		14:07.642	12:37.421	48.983	41.238	181.5	15:37:14.531
6		8:38.834	7:07.214	51.538	40.082	171.9	15:30:07.648	6		2:04.251	35.989	48.153	40.109	213.0	15:39:18.782
7		2:26.743 P	34.701	57.764	54.278	259.6	15:32:34.391	7		2:03.430	36.636	47.593	39.201	226.4	15:41:22.212
8		5:26.120	3:58.070	48.898	39.152	155.3	15:38:00.511	8		2:07.963	37.520	51.510	38.933	186.5	15:43:30.175
9		1:57.694	33.199	46.095	38.400	258.9	15:39:58.205	9		2:06.426 P	32.757	45.205	48.464	262.1	15:45:36.601
10		1:57.745	33.395	46.120	38.230	260.2	15:41:55.950	10		8:55.409	7:30.450	47.101	37.858	178.5	15:54:32.010
11		2:11.584	33.449	57.952	40.183	261.5	15:44:07.534	11		1:50.777	31.897	43.215	35.665	263.4	15:56:22.787
12		1:57.480	33.152	46.128	38.200	260.8	15:46:05.014	12		1:48.372	30.595	42.384	35.393	262.7	15:58:11.159
13		2:02.940 P	33.828	46.015	43.097	259.6	15:48:07.954	13		1:46.198	30.293	41.249	34.656	264.0	15:59:57.357
14		3:11.968	1:50.706	45.182	36.080	176.1	15:51:19.922	14		1:45.735	30.043	41.303	34.389	264.0	16:01:43.092
15		1:47.815	30.937	41.630	35.248	264.7	15:53:07.737	15		1:53.011 P	29.944	42.327	40.740	266.0	16:03:36.103
16		1:56.992	31.491	44.678	40.823	266.0	15:55:04.729								
17		1:47.833	30.857	42.076	34.900	262.1	15:56:52.562								
18		1:46.711	30.327	41.477	34.907	262.7	15:58:39.273								
19		1:52.534 P	29.977	42.051	40.506	264.7	16:00:31.807								
20		4:05.951	2:46.416	43.076	36.459	188.1	16:04:37.758								
21		2:06.130 P	30.108	46.503	49.519	263.4	16:06:43.888								





**Circuit de Barcelona**  
**International GT Open**  
**Private test - 2**  
**Lap Analysis**



71							77							
1 Alexander West Ferrari 488 GT3							1 Marcin Jedlinski Audi R8 LMS							
PROAM							PROAM							
2 Michele Rugolo Luzich Racing							2 Mateusz Lisowski Olimp Racing							
Lap	D	Time	Sector 1	Sector 2	Sector 3	T. Spd	Lap	D	Time	Sector 1	Sector 2	Sector 3	T. Spd	Elapsed
1		15:12:31.219	15:10:56.994	50.114	44.111	164.6	15:12:31.219	1	15:15:23.473	15:13:49.184	52.008	42.281	182.4	15:15:23.473
2		2:05.510	33.958	48.870	42.682	258.3	15:14:36.729	2	1:59.117	32.996	45.956	40.165	258.3	15:17:22.590
3		2:02.169	33.874	46.684	41.611	258.3	15:16:38.898	3	1:59.468	33.032	46.106	40.330	261.5	15:19:22.058
4		2:02.452	33.939	47.110	41.403	260.8	15:18:41.350	4	1:58.742	33.321	45.779	39.642	263.4	15:21:20.800
5		2:03.026	34.699	47.294	41.033	259.6	15:20:44.376	5	2:21.688 P	34.681	53.822	53.185	261.5	15:23:42.488
6		2:16.327 P	34.010	48.989	53.328	258.9	15:23:00.703	6	6:40.543	5:15.229	46.923	38.391	180.9	15:30:23.031
7		6:39.202	5:10.954	47.255	40.993	185.8	15:29:39.905	7	2:23.972 P	38.394	53.365	52.213	197.0	15:32:47.003
8		2:09.162 P	33.093	46.197	49.872	260.8	15:31:49.067	8	9:51.002	8:29.485	44.771	36.746	189.8	15:42:38.005
9		5:16.534	3:50.669	46.528	39.337	189.8	15:37:05.601	9	1:53.945	32.940	44.526	36.479	260.2	15:44:31.950
10		1:56.752	33.264	45.613	37.875	261.5	15:39:02.353	10	1:54.078	32.656	44.561	36.861	260.8	15:46:26.028
11		2:11.105	34.535	50.806	45.764	261.5	15:41:13.458	11	1:58.178 P	32.588	44.280	41.310	262.1	15:48:24.206
12		2:00.750	33.267	45.414	42.069	261.5	15:43:14.208	12	4:55.799	3:36.977	43.618	35.204	187.8	15:53:20.005
13		2:03.704 P	32.906	46.664	44.134	261.5	15:45:17.912	13	1:50.531	31.599	41.922	37.010	262.7	15:55:10.536
14		3:34.168	1:51.639	56.203	46.326	147.5	15:48:52.080	14	1:47.212	30.853	41.856	34.503	264.0	15:56:57.748
15		1:56.793	35.190	44.489	37.114	262.7	15:50:48.873	15	1:46.526	30.187	41.730	34.609	263.4	15:58:44.274
16		1:47.084	30.733	41.685	34.666	263.4	15:52:35.957	16	1:46.555	30.032	41.596	34.927	264.0	16:00:30.829
17		1:53.784	30.397	43.065	40.322	264.0	15:54:29.741	17	1:46.244	30.210	41.438	34.596	261.5	16:02:17.073
18		1:47.047	30.640	41.577	34.830	262.7	15:56:16.788	18	1:47.161	30.795	41.754	34.612	263.4	16:04:04.234
19		1:55.601 P	30.324	43.619	41.658	264.0	15:58:12.389	19	1:51.075 P	30.160	41.381	39.534	264.7	16:05:55.309
20		3:26.960	2:05.572	44.338	37.050	161.6	16:01:39.349							
21		1:53.183	32.852	43.701	36.630	262.7	16:03:32.532							
22		1:49.134	30.525	42.408	36.201	263.4	16:05:21.666							
23		2:08.198 P	35.244	45.991	46.963	211.7	16:07:29.864							

72						
1 Mario Plachutta Mercedes AMG GT3						
PROAM						
2 Thomas Jäger Lechner Racing						
Lap	D	Time	Sector 1	Sector 2	Sector 3	T. Spd
1		15:12:42.628	15:11:13.204	47.700	41.724	166.6
2		2:00.117	33.198	46.575	40.344	256.5
3		2:06.496 P	33.245	46.595	46.656	258.3
4		4:40.010	3:10.843	46.314	42.853	188.4
5		2:15.909 P	34.241	49.917	51.751	226.8
6		6:34.042	4:58.231	52.229	43.582	183.0
7		2:25.588 P	41.418	53.388	50.782	175.3
8		4:59.375	3:28.727	49.611	41.037	171.4
9		2:02.689	34.402	47.332	40.955	257.7
10		2:02.452	34.759	47.651	40.042	251.1
11		2:00.902	33.913	46.996	39.993	257.7
12		2:03.534	33.974	47.028	42.532	258.9
13		2:00.375	34.535	46.568	39.272	241.0
14		2:05.737 P	34.393	46.731	44.613	258.3
15		8:17.984	6:51.701	48.742	37.541	121.7
16		1:50.621	30.860	43.034	36.727	262.1
17		1:48.811	30.653	41.853	36.305	263.4
18		1:47.132	30.235	41.872	35.025	262.7
19		1:46.039	29.939	41.249	34.851	264.7
20		2:01.974 P	32.829	44.099	45.046	225.4

84						
1 Russell Ward Mercedes AMG GT3						
PRO						
2 Indy Dontje Winward Racing / HTP Motorsport						
Lap	D	Time	Sector 1	Sector 2	Sector 3	T. Spd
1		15:13:05.703	15:11:36.250	47.922	41.531	180.9
2		2:03.668	34.280	47.699	41.689	255.9
3		2:03.064	33.769	47.665	41.630	257.1
4		2:01.547	33.982	46.913	40.652	258.9
5		2:02.091	33.797	47.684	40.610	258.3
6		2:17.658 P	35.273	51.874	50.511	258.9
7		19:07.074	17:30.189	57.349	39.536	145.1
8		1:58.922	34.838	47.501	36.583	258.3
9		1:52.905	32.992	44.375	35.538	260.2
10		1:50.121	31.771	43.224	35.126	263.4
11		1:50.559	32.313	43.389	34.857	262.7
12		1:48.131	31.528	41.781	34.822	264.0
13		1:50.684	30.716	42.033	37.935	262.7
14		1:46.749	30.424	41.545	34.780	262.7
15		1:46.435	30.392	41.282	34.761	262.7
16		1:52.231 P	30.200	41.492	40.539	262.1
17		3:39.332	2:17.836	44.942	36.554	174.7
18		1:53.497	33.479	44.105	35.913	225.9
19		2:01.302 P	31.257	44.468	45.577	262.7







**Circuit de Barcelona**  
**International GT Open**  
**Private test - 2**  
**Lap Analysis**



**90**

1 Alberto Di Folco  
 Lamborghini Huracan GT3  
 PRO  
 2 Adrian Zaugg  
 Target Racing

**96**

1 Bradley Ellis  
 Audi R8 LMS  
 PROAM  
 2 Oliver Wilkinson  
 Optimum Motorsport

Lap	D	Time	Sector 1	Sector 2	Sector 3	T. Spd	Elapsed	Lap	D	Time	Sector 1	Sector 2	Sector 3	T. Spd	Elapsed
1		15:14:16.026 P	15:12:25.427	52.290	58.309	167.7	15:14:16.026	1		15:12:51.571	15:11:09.308	54.293	47.970	138.2	15:12:51.571
2		2:34.736 P	57.713	50.375	46.648	178.8	15:16:50.762	2		2:23.544 P	37.510	54.516	51.518	244.8	15:15:15.115
3		3:45.709 P	2:12.809	47.756	45.144	189.4	15:20:36.471	3		2:43.894	1:15.283	47.154	41.457	191.8	15:17:59.009
4		11:01.329 P	9:23.306	47.442	50.581	188.4	15:31:37.800	4		2:02.538	33.789	47.416	41.333	259.6	15:20:01.547
5		7:23.825 P	5:52.274	46.373	45.178	189.4	15:39:01.625	5		2:13.505 P	33.729	47.511	52.265	260.8	15:22:15.052
6		2:57.802	1:34.136	46.471	37.195	188.4	15:41:59.427	6		8:37.314 P	6:48.552	50.611	58.151	184.6	15:30:52.366
7		1:55.403	33.211	45.089	37.103	260.2	15:43:54.830	7		6:27.823	4:56.294	47.051	44.478	179.7	15:37:20.189
8		1:57.228	33.127	45.252	38.849	259.6	15:45:52.058	8		1:59.388	33.582	47.022	38.784	260.2	15:39:19.577
9		2:00.677 P	32.770	46.089	41.818	257.7	15:47:52.735	9		2:05.837 P	33.807	47.106	44.924	262.7	15:41:25.414
10		5:19.006	3:42.771	54.105	42.130	146.3	15:53:11.741	10		3:56.642	2:27.569	48.991	40.082	160.7	15:45:22.056
11		1:58.214	35.209	45.008	37.997	257.1	15:55:09.955	11		1:56.565	33.921	45.381	37.263	260.2	15:47:18.621
12		1:52.133	32.286	44.078	35.769	258.9	15:57:02.088	12		1:53.447	32.297	44.475	36.675	264.0	15:49:12.068
13		1:49.811	30.978	42.978	35.855	260.8	15:58:51.899	13		1:53.327	33.005	44.166	36.156	263.4	15:51:05.395
14		1:57.464	31.831	46.846	38.787	262.1	16:00:49.363	14		1:52.570	31.955	44.094	36.521	263.4	15:52:57.965
15		1:49.378	30.869	42.827	35.682	260.8	16:02:38.741	15		2:00.389 P	32.857	45.056	42.476	262.7	15:54:58.354
16		1:48.457	30.682	42.531	35.244	262.1	16:04:27.198	16		3:37.008	2:17.230	44.007	35.771	182.1	15:58:35.362
17		2:06.959 P	32.054	50.172	44.733	261.5	16:06:34.157	17		2:03.602	30.680	42.750	50.172	262.7	16:00:38.964

**91**

1 Stefano Costantini  
 Lamborghini Huracan GT3  
 AM  
 2 Christoph Lenz  
 Target Racing

**111**

1 Charles Finelli  
 Mercedes AMG GT3  
 AM  
 2 Philippe Denes  
 Porteiro Motorsport

Lap	D	Time	Sector 1	Sector 2	Sector 3	T. Spd	Elapsed	Lap	D	Time	Sector 1	Sector 2	Sector 3	T. Spd	Elapsed
1		15:14:30.634 P	15:12:38.543	57.341	54.750	144.0	15:14:30.634	1		15:14:59.866	15:13:30.244	48.332	41.290	154.9	15:14:59.866
2		2:39.256 P	58.342	50.262	50.652	159.2	15:17:09.890	2		2:02.039	33.760	47.079	41.200	253.5	15:17:01.905
3		4:45.359 P	3:10.742	47.448	47.169	185.8	15:21:55.249	3		2:01.992	33.841	47.386	40.765	256.5	15:19:03.897
4		9:13.621 P	7:36.924	47.676	49.021	162.4	15:31:08.870	4		2:00.671	33.738	46.684	40.249	256.5	15:21:04.568
5		6:47.633 P	5:12.468	49.308	45.857	166.4	15:37:56.503	5		2:19.609 P	33.913	49.678	56.018	256.5	15:23:24.177
6		2:59.601	1:35.893	45.906	37.802	184.6	15:40:56.104	6		8:12.293 P	6:23.825	51.219	57.249	182.4	15:31:36.470
7		1:56.905	33.456	45.810	37.639	257.7	15:42:53.009	7		6:17.736	4:48.097	48.939	40.700	188.1	15:37:54.206
8		1:56.837	33.406	45.771	37.660	258.9	15:44:49.846	8		2:06.145	35.229	49.198	41.718	255.3	15:40:00.351
9		1:56.327	33.303	45.434	37.590	258.9	15:46:46.173	9		2:07.136	34.944	49.970	42.222	255.3	15:42:07.487
10		2:05.393 P	33.315	46.529	45.549	260.8	15:48:51.566	10		2:05.624	35.018	48.667	41.939	244.3	15:44:13.111
11		5:56.193 P	4:19.762	45.453	50.978	188.8	15:54:47.759	11		2:04.241	34.865	47.725	41.651	253.5	15:46:17.352
12		3:04.725 P	1:34.778	46.017	43.930	187.8	15:57:52.484	12		2:02.310	33.960	48.154	40.196	253.5	15:48:19.662
13		3:37.252	2:12.442	47.506	37.304	176.7	16:01:29.736	13		2:10.903 P	36.319	46.440	48.144	255.9	15:50:30.565
14		1:52.163	31.425	43.504	37.234	257.7	16:03:21.899	14		3:15.062 P	1:41.081	46.277	47.704	190.1	15:53:45.627
15		1:51.077	31.328	43.039	36.710	260.2	16:05:12.976	15		4:01.196 P	2:31.560	46.542	43.094	189.1	15:57:46.823
16		2:04.084 P	34.972	44.835	44.277	256.5	16:07:17.060	16		3:37.704 P	2:01.881	48.163	47.660	188.8	16:01:24.527
								17		3:21.875	2:00.909	44.501	36.465	184.6	16:04:46.402
								18		1:59.217 P	31.556	42.570	45.091	258.3	16:06:45.619





**Circuit de Barcelona**  
**International GT Open**  
**Private test - 2**  
**Lap Analysis**



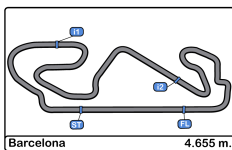
**333**

1 Rinat Salikhov Ferrari 488 GT3

PROAM 2 David Perel Rinaldi Racing

Lap	D	Time	Sector 1	Sector 2	Sector 3	T. Spd	Elapsed
1		15:13:56.502	15:12:27.222	47.877	41.403	148.5	15:13:56.502
2		2:02.067	33.741	47.443	40.883	257.1	15:15:58.569
3		2:01.391	34.337	46.488	40.566	258.3	15:17:59.960
4		2:13.081	33.288	47.356	52.437	258.9	15:20:13.041
5		2:14.755 P	34.325	46.580	53.850	258.3	15:22:27.796
6		7:24.537	5:59.541	46.174	38.822	186.8	15:29:52.333
7		2:08.232 P	33.301	46.472	48.459	259.6	15:32:00.565
8		7:22.390	5:55.522	49.218	37.650	165.8	15:39:22.955
9		1:57.522	34.125	45.467	37.930	261.5	15:41:20.477
10		1:54.982	33.290	44.976	36.716	261.5	15:43:15.459
11		1:53.790	32.947	44.495	36.348	262.7	15:45:09.249
12		1:53.571	32.328	45.678	35.565	262.7	15:47:02.820
13		1:50.418	31.780	43.214	35.424	262.1	15:48:53.238
14		1:53.808 P	31.137	43.326	39.345	263.4	15:50:47.046
15		4:36.983	3:17.393	44.736	34.854	94.4	15:55:24.029
16		1:46.469	30.435	41.681	34.353	262.7	15:57:10.498
17		<u>1:46.467</u>	30.243	41.602	34.622	264.0	15:58:56.965
18		1:52.028 P	30.255	42.242	39.531	264.0	16:00:48.993
19		3:08.910	1:52.573	41.663	34.674	188.8	16:03:57.903
20		1:53.512 P	<u>30.042</u>	<u>41.489</u>	41.981	264.0	16:05:51.415



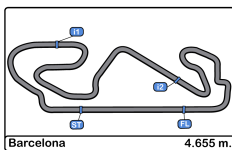


**Circuito de Barcelona**  
**International GT Open**  
**Private test - 2**  
**Best Sectors Results**



Sector - 1				Sector - 2				Sector - 3				Ideal Lap vs Best Lap				
Clas	Nº	Driver	Time	Nº	Driver	Time	Nº	Driver	Time	Clas	Nº	Driver	Ideal Lap	Best Lap	Clas	
1	27	Crestani - Ramos	29.934	72	Plachutta - Jäger	41.249	333	Salikhov - Perel	34.353	1	66	Ling - Keen	1:45.582	1:45.735	1	
2	72	Plachutta - Jäger	29.939	66	Ling - Keen	41.249	66	Ling - Keen	34.389	2	333	Salikhov - Perel	1:45.884	1:46.467	7	
3	66	Ling - Keen	29.944	84	Ward - Dontje	41.282	77	Jedlinski - Lisowski	34.503	3	77	Jedlinski - Lisowski	1:45.916	1:46.244	3	
4	52	Cioci - Griffin	29.977	20	Pierburg - Onslow-Cole	41.377	11	Di Amato - Montermini	34.589	4	27	Crestani - Ramos	1:46.034	1:46.280	4	
5	77	Jedlinski - Lisowski	30.032	77	Jedlinski - Lisowski	41.381	27	Crestani - Ramos	34.607	5	72	Plachutta - Jäger	1:46.039	1:46.039	2	
6	333	Salikhov - Perel	30.042	47	Rueda - Saravia	41.466	16	Hahn - Khodair	34.662	6	84	Ward - Dontje	1:46.243	1:46.435	6	
7	16	Hahn - Khodair	30.113	52	Cioci - Griffin	41.477	71	West - Rugolo	34.666	7	52	Cioci - Griffin	1:46.354	1:46.711	9	
8	3	Beirão da Veiga - Cruz Álvarez	30.121	17	Gonda - Jensen	41.478	51	Pier Guidi - Mac	34.687	8	51	Pier Guidi - Mac	1:46.370	1:46.408	5	
9	25	Agostini - Breukers	30.147	333	Salikhov - Perel	41.489	47	Rueda - Saravia	34.756	9	16	Hahn - Khodair	1:46.390	1:46.847	10	
10	51	Pier Guidi - Mac	30.163	27	Crestani - Ramos	41.493	84	Ward - Dontje	34.761	10	47	Rueda - Saravia	1:46.471	1:48.141	19	
11	84	Ward - Dontje	30.200	51	Pier Guidi - Mac	41.520	3	Beirão da Veiga - Cruz Álvarez	34.782	11	11	Di Amato - Montermini	1:46.547	1:46.547	8	
12	33	Hook - Schwager	30.217	21	Giuseppe - Cipriani	41.533	72	Plachutta - Jäger	34.851	12	71	West - Rugolo	1:46.567	1:47.047	12	
13	17	Gonda - Jensen	30.241	71	West - Rugolo	41.577	52	Cioci - Griffin	34.900	13	3	Beirão da Veiga - Cruz Álvarez	1:46.733	1:47.058	13	
14	47	Rueda - Saravia	30.249	36	Hahn - Auer	41.601	36	Hahn - Auer	34.931	14	17	Gonda - Jensen	1:46.877	1:46.877	11	
15	11	Di Amato - Montermini	30.323	16	Hahn - Khodair	41.615	33	Hook - Schwager	35.020	15	20	Pierburg - Onslow-Cole	1:46.907	1:49.876	23	
16	71	West - Rugolo	30.324	11	Di Amato - Montermini	41.635	25	Agostini - Breukers	35.144	16	36	Hahn - Auer	1:46.909	1:47.189	14	
17	20	Pierburg - Onslow-Cole	30.329	19	Liang - Giammaria	41.642	17	Gonda - Jensen	35.158	17	33	Hook - Schwager	1:46.993	1:47.205	15	
18	19	Liang - Giammaria	30.335	33	Hook - Schwager	41.756	20	Pierburg - Onslow-Cole	35.201	18	25	Agostini - Breukers	1:47.088	1:47.450	17	
19	36	Hahn - Auer	30.377	25	Agostini - Breukers	41.797	19	Liang - Giammaria	35.231	19	19	Liang - Giammaria	1:47.208	1:47.351	16	
20	21	Giuseppe - Cipriani	30.409	3	Beirão da Veiga - Cruz Álvarez	41.830	90	Di Folco - Zaugg	35.244	20	21	Giuseppe - Cipriani	1:47.549	1:47.549	18	
21	63	Venturini - Mul	30.440	12	Rizzoli - Fioravanti	42.084	12	Rizzoli - Fioravanti	35.329	21	12	Rizzoli - Fioravanti	1:47.904	1:48.534	22	
22	12	Rizzoli - Fioravanti	30.491	28	Roldán Rodríguez	42.345	63	Venturini - Mul	35.379	22	63	Venturini - Mul	1:48.173	1:48.173	20	
23	96	Ellis - Wilkinson	30.680	63	Venturini - Mul	42.354	21	Giuseppe - Cipriani	35.607	23	90	Di Folco - Zaugg	1:48.457	1:48.457	21	
24	90	Di Folco - Zaugg	30.682	90	Di Folco - Zaugg	42.531	96	Ellis - Wilkinson	35.771	24	96	Ellis - Wilkinson	1:49.201	1:52.570	25	
25	28	Roldán Rodríguez	30.746	111	Finelli - Denes	42.570	28	Roldán Rodríguez	36.279	25	28	Roldán Rodríguez	1:49.370	1:53.130	26	
26	91	Costantini - Lenz	31.328	96	Ellis - Wilkinson	42.750	111	Finelli - Denes	36.465	26	111	Finelli - Denes	1:50.591	1:59.217	28	
27	111	Finelli - Denes	31.556	91	Costantini - Lenz	43.039	91	Costantini - Lenz	36.710	27	91	Costantini - Lenz	1:51.077	1:51.077	24	
28	5	Jedlinski - Rdest	32.057	5	Jedlinski - Rdest	44.507	5	Jedlinski - Rdest	36.915	28	5	Jedlinski - Rdest	1:53.479	1:53.479	27	
29	7	Basso - Salas	33.538	7	Basso - Salas	46.874	7	Basso - Salas	39.072	29	7	Basso - Salas	1:59.484	2:02.122	29	



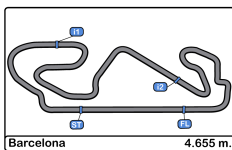


**Circuito de Barcelona**  
**International GT Open**  
**Private test - 2**  
**Best 5 Lap Times**



Cl	Nº	Entrant/Team	Nat	Driver 1	Nat	Status	Driver 2	Nat	Status	Vehicle	Cat	Cl	Best 1		Best 2		Best 3		Best 4		Best 5	
													Time	Lap	Time	Lap	Time	Lap	Time	Lap	Time	Lap
1	66	Vincenzo Sospiri Racing	ITA	Kang Ling	CHN	Silver	Philip Keen	GBR	Gold	Lamborghini Huracan GT3	PRO	1	1:45.735	14	1:46.198	13	1:48.372	12	1:50.777	11	1:53.011	15
2	72	Lechner Racing	AUT	Mario Plachutta	AUT	Bronze	Thomas Jäger	DEU	Gold	Mercedes AMG GT3	PROAM	1	1:46.039	19	1:47.132	18	1:48.811	17	1:50.621	16	2:00.117	2
3	77	Olimp Racing	POL	Marcin Jedlinski	POL	Bronze	Mateusz Lisowski	POL	Silver	Audi R8 LMS	PROAM	2	1:46.244	17	1:46.526	15	1:46.555	16	1:47.161	18	1:47.212	14
4	27	Daiko Lazarus Racing	ITA	Fabrizio Crestani	ITA	Silver	Miguel Ramos	PRT	Bronze	Lamborghini Huracan GT3	PROAM	3	1:46.280	18	1:46.673	17	1:47.072	16	1:48.611	15	1:56.122	19
5	51	Luzich Racing	USA	Alessandro Pier Guidi	ITA	Platinum	Mikkel Mac	DNK	Gold	Ferrari 488 GT3	PRO	2	1:46.408	19	1:47.020	17	1:47.596	16	1:47.610	18	1:48.126	12
6	84	Winward Racing / HTP	USA	Russell Ward	USA	Silver	Indy Dontje	NLD	Silver	Mercedes AMG GT3	PRO	3	1:46.435	15	1:46.749	14	1:48.131	12	1:50.121	10	1:50.559	11
7	333	Rinaldi Racing	DEU	Rinat Salikhov	RUS	Bronze	David Perel	ZAF	Silver	Ferrari 488 GT3	PROAM	4	1:46.467	17	1:46.469	16	1:50.418	13	1:52.028	18	1:53.512	20
8	11	RS Racing	ITA	Daniele Di Amato	ITA	Silver	Andrea Montermini	ITA	Gold	Ferrari 488 GT3	PRO	4	1:46.547	11	1:46.909	10	1:49.172	9	1:53.888	12	1:55.569	6
9	52	Luzich Racing	USA	Marco Cioci	ITA	Gold	Matt Griffin	IRL	Gold	Ferrari 488 GT3	PRO	5	1:46.711	18	1:47.815	15	1:47.833	17	1:52.534	19	1:56.992	16
10	16	Drivex School	ESP	Marcelo Hahn	BRA	Bronze	Allam Khodair	BRA	Gold	Mercedes AMG GT3	PROAM	5	1:46.847	16	1:47.741	12	1:48.260	13	1:48.488	11	1:50.336	9
11	17	Senkyr Motorsport	CZE	Richard Gonda	SVK	Silver	Mikkel Jensen	DNK	Silver	BMW M6 GT3	PRO	6	1:46.877	19	1:49.160	18	1:50.127	17	1:52.175	12	1:53.108	14
12	71	Luzich Racing	USA	Alexander West	SWE	Bronze	Michele Rugolo	ITA	Gold	Ferrari 488 GT3	PROAM	6	1:47.047	18	1:47.084	16	1:49.134	22	1:53.183	21	1:53.784	17
13	3	RACE / BMW Team Teo Martín	ESP	Lourenço Beirão da Veiga	PRT	Silver	Juan Cruz Álvarez	ARG	Silver	BMW M6 GT3	PRO	7	1:47.058	15	1:48.699	12	1:51.028	11	1:51.200	10	1:53.167	13
14	36	Drivex School	ESP	Christian Hahn	BRA	Bronze	Lucas Auer	AUT	Gold	Mercedes AMG GT3	PROAM	7	1:47.189	14	1:47.190	15	1:48.295	12	1:50.953	13	1:51.497	10
15	33	Rinaldi Racing	DEU	Christian Hook	DEU	Bronze	Dominik Schwager	DEU	Gold	Ferrari 488 GT3	PROAM	8	1:47.205	20	1:47.332	18	1:48.113	17	1:48.629	19	1:49.424	16
16	19	Imperiale Racing	ITA	Jiatong Liang	CHN	Bronze	Raffaele Giammaria	ITA	Gold	Lamborghini Huracan GT3	PROAM	9	1:47.351	14	1:48.759	12	1:51.057	13	1:58.494	9	1:58.774	8
17	25	Imperiale Racing	ITA	Riccardo Agostini	ITA	Gold	Rik Breukers	NLD	Silver	Lamborghini Huracan GT3	PRO	8	1:47.450	17	1:48.423	12	1:48.762	13	1:49.149	16	1:50.002	11
18	21	SPS Automotive Performance	DEU	TBN			TBN			Mercedes AMG GT3			1:47.549	18	1:50.042	19	1:51.416	15	1:54.728	14	1:55.623	13
19	47	RACE / BMW Team Teo Martín	ESP	Fran Rueda	ESP	Silver	Andrés Saravia	GTM	Silver	BMW M6 GT3	PRO	9	1:48.141	14	1:48.264	19	1:48.304	18	1:49.321	17	1:50.228	13
20	63	Imperiale Racing	ITA	Giovanni Venturini	ITA	Gold	Jeroen Mul	NLD	Silver	Lamborghini Huracan GT3	PRO	10	1:48.173	17	1:52.432	16	1:54.647	15	1:55.253	12	1:56.022	18
21	90	Target Racing	ITA	Alberto Di Folco	ITA	Silver	Adrian Zaugg	CHE	Silver	Lamborghini Huracan GT3	PRO	11	1:48.457	16	1:49.378	15	1:49.811	13	1:52.133	12	1:55.403	7
22	12	Ombra Racing	ITA	Andrea Rizzoli	ITA	Silver	Damiano Fioravanti	ITA	Silver	Lamborghini Huracan GT3	PRO	12	1:48.534	18	1:48.554	19	1:48.702	16	1:49.766	17	1:53.044	20
23	20	SPS Automotive Performance	DEU	Valentin Pierburg	DEU	Bronze	Tom Onslow-Cole	GBR	Gold	Mercedes AMG GT3	PROAM	10	1:49.876	15	1:50.228	16	1:50.717	13	1:51.405	12	1:51.714	14
24	91	Target Racing	ITA	Stefano Costantini	ITA	Bronze	Christoph Lenz	CHE	Bronze	Lamborghini Huracan GT3	AM	1	1:51.077	15	1:52.163	14	1:56.327	9	1:56.837	8	1:56.905	7
25	96	Optimum Motorsport	GBR	Bradley Ellis	GBR	Silver	Oliver Wilkinson	GBR	Bronze	Audi R8 LMS	PROAM	11	1:52.570	14	1:53.327	13	1:53.447	12	1:56.565	11	1:59.388	8
26	28	Daiko Lazarus Racing	ITA	Roldan Rodriguez						Lamborghini Huracan GT3	PRO	13	1:53.130	19	1:56.112	9	1:56.769	10	1:57.972	14	1:58.047	15
27	5	Olimp Racing	POL	Stanislaw Jedlinski	POL	Bronze	Malgorzata Rdest	POL	Bronze	Audi R8 LMS	AM	2	1:53.479	16	1:57.042	15	2:01.259	12	2:05.522	2	2:05.984	9
28	111	Porteiro Motorsport	ESP	Charles Finelli	USA	Bronze	Phillippe Denes	USA	Bronze	Mercedes AMG GT3	AM	3	1:59.217	18	2:00.671	4	2:01.992	3	2:02.039	2	2:02.310	12
29	7	RACE / BMW Team Teo Martín	ESP	Márcio Basso	BRA	Bronze	Guilherme Salas	BRA	Bronze	BMW M6 GT3	AM	4	2:02.122	4	2:02.455	3	2:03.831	15	2:04.651	2	2:06.336	16



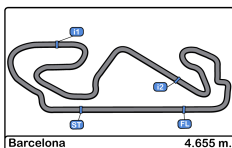


**Circuito de Barcelona**  
**International GT Open**  
**Private test - 2**  
**Best 5 Top Speeds**



Cl	Nº	Entrant/Team	Nat	Driver 1	Nat	Status	Driver 2	Nat	Status	Vehicle	Cat	Cl	Top 1		Top 2		Top 3		Top 4		Top 5		Avg
													Km/h	Lap	Km/h	Lap	Km/h	Lap	Km/h	Lap	Km/h	Lap	
1	3	RACE / BMW Team Teo Martín	ESP	Lourenço Beirão da Veiga	PRT	Silver	Juan Cruz Álvarez	ARG	Silver	BMW M6 GT3	PRO	1	267.9	15	267.9	16	267.3	13	266.6	12	266.0	10	267.1
2	47	RACE / BMW Team Teo Martín	ESP	Fran Rueda	ESP	Silver	Andrés Saravia	GTM	Silver	BMW M6 GT3	PRO	2	267.9	19	266.6	20	266.6	21	266.0	13	266.0	14	266.6
3	25	Imperiale Racing	ITA	Riccardo Agostini	ITA	Gold	Rik Breukers	NLD	Silver	Lamborghini Huracan GT3	PRO	3	267.3	18	265.3	17	264.7	13	264.7	14	264.0	11	265.2
4	17	Senkyr Motorsport	CZE	Richard Gonda	SVK	Silver	Mikkel Jensen	DNK	Silver	BMW M6 GT3	PRO	4	266.6	20	266.0	19	265.3	15	265.3	18	262.7	9	265.2
5	27	Daiko Lazarus Racing	ITA	Fabrizio Crestani	ITA	Silver	Miguel Ramos	PRT	Bronze	Lamborghini Huracan GT3	PROAM	1	266.6	10	266.6	16	266.6	17	266.6	18	266.6	19	266.6
6	28	Daiko Lazarus Racing	ITA	Roldan Rodriguez						Lamborghini Huracan GT3	PRO	5	266.6	19	263.4	4	262.7	9	262.1	11	261.5	5	263.2
7	52	Luzich Racing	USA	Marco Cioci	ITA	Gold	Matt Griffin	IRL	Gold	Ferrari 488 GT3	PRO	6	266.0	16	264.7	15	264.7	19	263.4	21	262.7	18	264.3
8	66	Vincenzo Sospiri Racing	ITA	Kang Ling	CHN	Silver	Philip Keen	GBR	Gold	Lamborghini Huracan GT3	PRO	7	266.0	15	264.0	13	264.0	14	263.4	11	262.7	12	264.0
9	19	Imperiale Racing	ITA	Jiatong Liang	CHN	Bronze	Raffaele Giammaria	ITA	Gold	Lamborghini Huracan GT3	PROAM	2	265.3	14	265.3	15	264.0	13	261.5	9	261.5	10	263.5
10	51	Luzich Racing	USA	Alessandro Pier Guidi	ITA	Platinum	Mikkel Mac	DNK	Gold	Ferrari 488 GT3	PRO	8	265.3	18	264.0	11	264.0	13	264.0	17	263.4	12	264.1
11	72	Lechner Racing	AUT	Mario Plachutta	AUT	Bronze	Thomas Jäger	DEU	Gold	Mercedes AMG GT3	PROAM	3	264.7	19	263.4	17	262.7	18	262.1	16	258.9	12	262.4
12	77	Olimp Racing	POL	Marcin Jedlinski	POL	Bronze	Mateusz Lisowski	POL	Silver	Audi R8 LMS	PROAM	4	264.7	19	264.0	14	264.0	16	263.4	4	263.4	15	263.9
13	33	Rinaldi Racing	DEU	Christian Hook	DEU	Bronze	Dominik Schwager	DEU	Gold	Ferrari 488 GT3	PROAM	5	264.0	20	262.7	21	262.1	18	261.5	17	261.5	22	262.3
14	63	Imperiale Racing	ITA	Giovanni Venturini	ITA	Gold	Jeroen Mul	NLD	Silver	Lamborghini Huracan GT3	PRO	9	264.0	10	264.0	16	264.0	17	264.0	18	263.4	6	263.9
15	71	Luzich Racing	USA	Alexander West	SWE	Bronze	Michele Rugolo	ITA	Gold	Ferrari 488 GT3	PROAM	6	264.0	17	264.0	19	263.4	16	263.4	22	262.7	15	263.5
16	84	Winward Racing / HTP	USA	Russell Ward	USA	Silver	Indy Dontje	NLD	Silver	Mercedes AMG GT3	PRO	10	264.0	12	263.4	10	262.7	11	262.7	13	262.7	14	263.1
17	96	Optimum Motorsport	GBR	Bradley Ellis	GBR	Silver	Oliver Wilkinson	GBR	Bronze	Audi R8 LMS	PROAM	7	264.0	12	263.4	13	263.4	14	262.7	9	262.7	15	263.2
18	333	Rinaldi Racing	DEU	Rinat Salikhov	RUS	Bronze	David Perel	ZAF	Silver	Ferrari 488 GT3	PROAM	8	264.0	17	264.0	18	264.0	20	263.4	14	262.7	11	263.6
19	11	RS Racing	ITA	Daniele Di Amato	ITA	Silver	Andrea Montermini	ITA	Gold	Ferrari 488 GT3	PRO	11	263.4	12	262.1	10	261.5	7	261.5	11	260.8	9	261.8
20	12	Ombra Racing	ITA	Andrea Rizzoli	ITA	Silver	Damiano Fioravanti	ITA	Silver	Lamborghini Huracan GT3	PRO	12	263.4	20	262.7	19	262.1	13	262.1	16	262.1	17	262.5
21	16	Drivex School	ESP	Marcelo Hahn	BRA	Bronze	Allam Khodair	BRA	Gold	Mercedes AMG GT3	PROAM	9	262.7	17	262.1	16	261.5	9	261.5	10	261.5	13	261.8
22	36	Drivex School	ESP	Christian Hahn	BRA	Bronze	Lucas Auer	AUT	Gold	Mercedes AMG GT3	PROAM	10	262.7	11	262.7	15	262.1	16	261.5	12	261.5	13	262.1
23	5	Olimp Racing	POL	Stanislaw Jedlinski	POL	Bronze	Malgorzata Rdest	POL	Bronze	Audi R8 LMS	AM	1	262.1	17	259.6	16	258.9	13	258.9	15	258.3	10	259.6
24	21	SPS Automotive Performance	DEU	TBN			TBN			Mercedes AMG GT3			262.1	18	262.1	19	262.1	20	258.9	14	258.3	13	260.7
25	90	Target Racing	ITA	Alberto Di Folco	ITA	Silver	Adrian Zaugg	CHE	Silver	Lamborghini Huracan GT3	PRO	13	262.1	14	262.1	16	261.5	17	260.8	13	260.8	15	261.5
26	7	RACE / BMW Team Teo Martín	ESP	Márcio Basso	BRA	Bronze	Guilherme Salas	BRA	Bronze	BMW M6 GT3	AM	2	261.5	4	261.5	16	260.2	3	258.9	2	257.7	8	259.9
27	20	SPS Automotive Performance	DEU	Valentin Pierburg	DEU	Bronze	Tom Onslow-Cole	GBR	Gold	Mercedes AMG GT3	PROAM	11	261.5	19	260.2	10	260.2	16	260.2	17	259.6	14	260.3
28	91	Target Racing	ITA	Stefano Costantini	ITA	Bronze	Christoph Lenz	CHE	Bronze	Lamborghini Huracan GT3	AM	3	260.8	10	260.2	15	258.9	8	258.9	9	257.7	7	259.3
29	111	Porteiro Motorsport	ESP	Charles Finelli	USA	Bronze	Phillippe Denes	USA	Bronze	Mercedes AMG GT3	AM	4	258.3	18	256.5	3	256.5	4	256.5	5	255.9	13	256.7



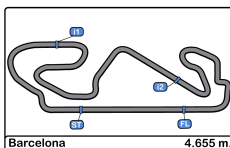


**Circuito de Barcelona**  
**International GT Open**  
**Private test - 2**  
**Fastest Laps Sequence**



Lap	Time of Day	Session Time	Nº	Entrant/Team	Nat	Driver 1	Nat	Status	Driver 2	Nat	Status	Vehicle	Cat	Time	Km/h
2	15:14:22.222	4:22.222	47	RACE / BMW Team Teo Martín	ESP	Fran Rueda	ESP	Silver	Andrés Saravia	GTM	Silver	BMW M6 GT3	PRO	<b>2:00.821</b>	138.7
2	15:14:42.745	4:42.745	72	Lechner Racing	AUT	Mario Plachutta	AUT	Bronze	Thomas Jäger	DEU	Gold	Mercedes AMG GT3	PROAM	<b>2:00.117</b>	139.5
2	15:15:20.729	5:20.729	52	Luzich Racing	USA	Marco Cioci	ITA	Gold	Matt Griffin	IRL	Gold	Ferrari 488 GT3	PRO	<b>1:59.773</b>	139.9
2	15:17:22.590	7:22.590	77	Olimp Racing	POL	Marcin Jedlinski	POL	Bronze	Mateusz Lisowski	POL	Silver	Audi R8 LMS	PROAM	<b>1:59.117</b>	140.6
4	15:21:20.800	11:20.800	77	Olimp Racing	POL	Marcin Jedlinski	POL	Bronze	Mateusz Lisowski	POL	Silver	Audi R8 LMS	PROAM	<b>1:58.742</b>	141.1
8	15:38:58.264	28:58.264	51	Luzich Racing	USA	Alessandro Pier Guidi	ITA	Platinum	Mikkel Mac	DNK	Gold	Ferrari 488 GT3	PRO	<b>1:55.803</b>	144.7
10	15:43:15.459	33:15.459	333	Rinaldi Racing	DEU	Rinat Salikhov	RUS	Bronze	David Perel	ZAF	Silver	Ferrari 488 GT3	PROAM	<b>1:54.982</b>	145.7
9	15:44:31.950	34:31.950	77	Olimp Racing	POL	Marcin Jedlinski	POL	Bronze	Mateusz Lisowski	POL	Silver	Audi R8 LMS	PROAM	<b>1:53.945</b>	147.0
11	15:45:09.249	35:09.249	333	Rinaldi Racing	DEU	Rinat Salikhov	RUS	Bronze	David Perel	ZAF	Silver	Ferrari 488 GT3	PROAM	<b>1:53.790</b>	147.2
11	15:46:07.164	36:07.164	51	Luzich Racing	USA	Alessandro Pier Guidi	ITA	Platinum	Mikkel Mac	DNK	Gold	Ferrari 488 GT3	PRO	<b>1:51.120</b>	150.8
12	15:47:55.290	37:55.290	51	Luzich Racing	USA	Alessandro Pier Guidi	ITA	Platinum	Mikkel Mac	DNK	Gold	Ferrari 488 GT3	PRO	<b>1:48.126</b>	154.9
16	15:52:35.957	42:35.957	71	Luzich Racing	USA	Alexander West	SWE	Bronze	Michele Rugolo	ITA	Gold	Ferrari 488 GT3	PROAM	<b>1:47.084</b>	156.4
14	15:55:38.876	45:38.876	84	Winward Racing / HTP	USA	Russell Ward	USA	Silver	Indy Dontje	NLD	Silver	Mercedes AMG GT3	PRO	<b>1:46.749</b>	156.9
16	15:57:10.498	47:10.498	333	Rinaldi Racing	DEU	Rinat Salikhov	RUS	Bronze	David Perel	ZAF	Silver	Ferrari 488 GT3	PROAM	<b>1:46.469</b>	157.3
15	15:57:25.311	47:25.311	84	Winward Racing / HTP	USA	Russell Ward	USA	Silver	Indy Dontje	NLD	Silver	Mercedes AMG GT3	PRO	<b>1:46.435</b>	157.4
13	15:59:57.357	49:57.357	66	Vincenzo Sospiri Racing	ITA	Kang Ling	CHN	Silver	Philip Keen	GBR	Gold	Lamborghini Huracan GT3	PRO	<b>1:46.198</b>	157.7
14	16:01:43.092	51:43.092	66	Vincenzo Sospiri Racing	ITA	Kang Ling	CHN	Silver	Philip Keen	GBR	Gold	Lamborghini Huracan GT3	PRO	<b>1:45.735</b>	158.4





**Circuito de Barcelona**  
**International GT Open**  
**Private test - 2**  
**Event Best Maximum Speed**



Nº	Entrant/Team	Nat	Driver 1	Nat	Status	Driver 2	Nat	Status	Vehicle	Cat	Km/h	Session
47	RACE / BMW Team Teo Martín	ESP	Fran Rueda	ESP	Silver	Andrés Saravia	GTM	Silver	BMW M6 GT3	PRO	267.9	Private test - 2
3	RACE / BMW Team Teo Martín	ESP	Lourenço Beirão da Veiga	PRT	Silver	Juan Cruz Álvarez	ARG	Silver	BMW M6 GT3	PRO	267.9	Private test - 2
25	Imperiale Racing	ITA	Riccardo Agostini	ITA	Gold	Rik Breukers	NLD	Silver	Lamborghini Huracan GT3	PRO	267.3	Private test - 2
27	Daiko Lazarus Racing	ITA	Fabrizio Crestani	ITA	Silver	Miguel Ramos	PRT	Bronze	Lamborghini Huracan GT3	PROAM	266.6	Private test - 2
28	Daiko Lazarus Racing	ITA	Roldan Rodriguez						Lamborghini Huracan GT3	PRO	266.6	Private test - 2
17	Senkyr Motorsport	CZE	Richard Gonda	SVK	Silver	Mikkel Jensen	DNK	Silver	BMW M6 GT3	PRO	266.6	Private test - 2
52	Luzich Racing	USA	Marco Cioci	ITA	Gold	Matt Griffin	IRL	Gold	Ferrari 488 GT3	PRO	266.0	Private test - 2
66	Vincenzo Sospiri Racing	ITA	Kang Ling	CHN	Silver	Philip Keen	GBR	Gold	Lamborghini Huracan GT3	PRO	266.0	Private test - 2
51	Luzich Racing	USA	Alessandro Pier Guidi	ITA	Platinum	Mikkel Mac	DNK	Gold	Ferrari 488 GT3	PRO	265.3	Private test - 2
19	Imperiale Racing	ITA	Jiatong Liang	CHN	Bronze	Raffaele Giammaria	ITA	Gold	Lamborghini Huracan GT3	PROAM	265.3	Private test - 2
72	Lechner Racing	AUT	Mario Plachutta	AUT	Bronze	Thomas Jäger	DEU	Gold	Mercedes AMG GT3	PROAM	264.7	Private test - 2
77	Olimp Racing	POL	Marcin Jedlinski	POL	Bronze	Mateusz Lisowski	POL	Silver	Audi R8 LMS	PROAM	264.7	Private test - 2
63	Imperiale Racing	ITA	Giovanni Venturini	ITA	Gold	Jeroen Mul	NLD	Silver	Lamborghini Huracan GT3	PRO	264.0	Private test - 2
96	Optimum Motorsport	GBR	Bradley Ellis	GBR	Silver	Oliver Wilkinson	GBR	Bronze	Audi R8 LMS	PROAM	264.0	Private test - 2
84	Winward Racing / HTP	USA	Russell Ward	USA	Silver	Indy Dontje	NLD	Silver	Mercedes AMG GT3	PRO	264.0	Private test - 2
71	Luzich Racing	USA	Alexander West	SWE	Bronze	Michele Rugolo	ITA	Gold	Ferrari 488 GT3	PROAM	264.0	Private test - 2
333	Rinaldi Racing	DEU	Rinat Salikhov	RUS	Bronze	David Perel	ZAF	Silver	Ferrari 488 GT3	PROAM	264.0	Private test - 2
33	Rinaldi Racing	DEU	Christian Hook	DEU	Bronze	Dominik Schwager	DEU	Gold	Ferrari 488 GT3	PROAM	264.0	Private test - 2
11	RS Racing	ITA	Daniele Di Amato	ITA	Silver	Andrea Montermini	ITA	Gold	Ferrari 488 GT3	PRO	263.4	Private test - 2
12	Ombra Racing	ITA	Andrea Rizzoli	ITA	Silver	Damiano Fioravanti	ITA	Silver	Lamborghini Huracan GT3	PRO	263.4	Private test - 2
36	Drivex School	ESP	Christian Hahn	BRA	Bronze	Lucas Auer	AUT	Gold	Mercedes AMG GT3	PROAM	262.7	Private test - 2
16	Drivex School	ESP	Marcelo Hahn	BRA	Bronze	Allam Khodair	BRA	Gold	Mercedes AMG GT3	PROAM	262.7	Private test - 2
90	Target Racing	ITA	Alberto Di Folco	ITA	Silver	Adrian Zaugg	CHE	Silver	Lamborghini Huracan GT3	PRO	262.1	Private test - 2
21	SPS Automotive Performance	DEU	TBN			TBN			Mercedes AMG GT3		262.1	Private test - 2
5	Olimp Racing	POL	Stanislaw Jedlinski	POL	Bronze	Malgorzata Rdest	POL	Bronze	Audi R8 LMS	AM	262.1	Private test - 2
7	RACE / BMW Team Teo Martín	ESP	Márcio Basso	BRA	Bronze	Guilherme Salas	BRA	Bronze	BMW M6 GT3	AM	261.5	Private test - 1
20	SPS Automotive Performance	DEU	Valentin Pierburg	DEU	Bronze	Tom Onslow-Cole	GBR	Gold	Mercedes AMG GT3	PROAM	261.5	Private test - 2
6											260.8	Private test - 1
91	Target Racing	ITA	Stefano Costantini	ITA	Bronze	Christoph Lenz	CHE	Bronze	Lamborghini Huracan GT3	AM	260.8	Private test - 2
111	Porteiro Motorsport	ESP	Charles Finelli	USA	Bronze	Phillippe Denes	USA	Bronze	Mercedes AMG GT3	AM	258.3	Private test - 2





**Circuit de Barcelona  
International GT Open  
Private test - 2  
Pit Stop Analysis**



**3** Lourenço Beirão da Veiga PRO RACE / BMW Team Teo Martín  
Juan Cruz Álvarez BMW M6 GT3

Nr.	In Day Time	In Time	Out Time	Pit Time	T. Pit Time	Handicap	Penalty
1	15:20:40.014	15:20:40.014	15:29:14.137	8:34.123	8:34.123		
2	15:31:19.844	15:31:19.844	15:38:59.886	7:40.042	16:14.165		
3	15:43:08.624	15:43:08.624	15:46:23.730	3:15.106	19:29.271		
4	15:55:56.642	15:55:56.642	16:00:08.887	4:12.245	23:41.516		

**5** Stanislaw Jedlinski AM Olimp Racing  
Malgorzata Rdest Audi R8 LMS

Nr.	In Day Time	In Time	Out Time	Pit Time	T. Pit Time	Handicap	Penalty
1	15:22:13.561	15:22:13.561	15:28:18.029	6:04.468	6:04.468		
2	15:30:46.224	15:30:46.224	15:37:43.816	6:57.592	13:02.060		
3	15:46:35.273	15:46:35.273	15:50:22.975	3:47.702	16:49.762		
4	15:56:41.096	15:56:41.096	15:57:57.171	1:16.075	18:05.837		

**7** Márcio Basso AM RACE / BMW Team Teo Martín  
Guilherme Salas BMW M6 GT3

Nr.	In Day Time	In Time	Out Time	Pit Time	T. Pit Time	Handicap	Penalty
1	15:23:55.778	15:23:55.778	15:29:30.364	5:34.586	5:34.586		
2	15:31:42.489	15:31:42.489	15:36:15.025	4:32.536	10:07.122		
3	15:40:25.829	15:40:25.829	15:41:35.953	1:10.124	11:17.246		
4	15:43:43.698	15:43:43.698	15:46:22.523	2:38.825	13:56.071		
5	15:55:26.426	15:55:26.426	16:01:02.239	5:35.813	19:31.884		

**11** Daniele Di Amato PRO RS Racing  
Andrea Montermini Ferrari 488 GT3

Nr.	In Day Time	In Time	Out Time	Pit Time	T. Pit Time	Handicap	Penalty
1	15:23:29.605	15:23:29.605	15:28:53.646	5:24.041	5:24.041		
2	15:31:06.126	15:31:06.126	15:36:31.786	5:25.660	10:49.701		
3	15:46:22.768	15:46:22.768	15:53:46.549	7:23.781	18:13.482		

**12** Andrea Rizzoli PRO Ombra Racing  
Damiano Fioravanti Lamborghini Huracan GT3

Nr.	In Day Time	In Time	Out Time	Pit Time	T. Pit Time	Handicap	Penalty
1	15:23:25.808	15:23:25.808	15:28:21.933	4:56.125	4:56.125		
2	15:30:33.606	15:30:33.606	15:35:24.152	4:50.546	9:46.671		
3	15:41:27.661	15:41:27.661	15:43:10.001	1:42.340	11:29.011		
4	15:49:10.904	15:49:10.904	15:50:32.851	1:21.947	12:50.958		
5	16:03:32.589	16:03:32.589	16:05:11.006	1:38.417	14:29.375		

**16** Marcelo Hahn PROAM Drivex School  
Allam Khodair Mercedes AMG GT3

Nr.	In Day Time	In Time	Out Time	Pit Time	T. Pit Time	Handicap	Penalty
1	15:27:38.569	15:27:38.569	15:35:44.593	8:06.024	8:06.024		
2	15:41:50.965	15:41:50.965	15:44:33.176	2:42.211	10:48.235		
3	15:57:50.263	15:57:50.263	16:01:06.928	3:16.665	14:04.900		

**17** Richard Gonda PRO Senkyr Motorsport  
Mikkel Jensen BMW M6 GT3

Nr.	In Day Time	In Time	Out Time	Pit Time	T. Pit Time	Handicap	Penalty
1	15:21:25.901	15:21:25.901	15:29:01.876	7:35.975	7:35.975		
2	15:31:16.072	15:31:16.072	15:35:31.106	4:15.034	11:51.009		
3	15:43:42.022	15:43:42.022	15:45:26.227	1:44.205	13:35.214		
4	15:55:04.661	15:55:04.661	15:56:58.115	1:53.454	15:28.668		

**19** Jiatong Liang PROAM Imperiale Racing  
Raffaele Giammaria Lamborghini Huracan GT3

Nr.	In Day Time	In Time	Out Time	Pit Time	T. Pit Time	Handicap	Penalty
1	15:22:24.826	15:22:24.826	15:36:53.857	14:29.03	14:29.031		1
2	15:47:04.242	15:47:04.242	15:57:03.211	9:58.969	24:28.000		

**20** Valentin Pierburg PROAM SPS Automotive Performance  
Tom Onslow-Cole Mercedes AMG GT3

Nr.	In Day Time	In Time	Out Time	Pit Time	T. Pit Time	Handicap	Penalty
1	15:16:17.989	15:16:17.989	15:17:41.462	1:23.473	1:23.473		
2	15:21:50.429	15:21:50.429	15:35:19.865	13:29.43	14:52.909		6
3	15:41:32.376	15:41:32.376	15:43:00.986	1:28.610	16:21.519		
4	16:02:01.925	16:02:01.925	16:03:13.699	1:11.774	17:33.293		

**21** TBN SPS Automotive Performance  
TBN Mercedes AMG GT3

Nr.	In Day Time	In Time	Out Time	Pit Time	T. Pit Time	Handicap	Penalty
1	15:22:57.008	15:22:57.008	15:28:20.533	5:23.525	5:23.525		
2	15:30:36.664	15:30:36.664	15:35:33.663	4:56.999	10:20.524		
3	15:41:44.633	15:41:44.633	15:44:54.719	3:10.086	13:30.610		
4	15:57:02.760	15:57:02.760	15:59:01.676	1:58.916	15:29.526		

**25** Riccardo Agostini PRO Imperiale Racing  
Rik Breukers Lamborghini Huracan GT3

Nr.	In Day Time	In Time	Out Time	Pit Time	T. Pit Time	Handicap	Penalty
1	15:20:08.458	15:20:08.458	15:28:41.881	8:33.423	8:33.423		
2	15:31:03.298	15:31:03.298	15:36:21.099	5:17.801	13:51.224		
3	15:44:23.020	15:44:23.020	15:48:20.130	3:57.110	17:48.334		
4	15:57:36.073	15:57:36.073	15:58:57.830	1:21.757	19:10.091		

**27** Fabrizio Crestani PROAM Daiko Lazarus Racing  
Miguel Ramos Lamborghini Huracan GT3

Nr.	In Day Time	In Time	Out Time	Pit Time	T. Pit Time	Handicap	Penalty
1	15:23:23.186	15:23:23.186	15:28:12.394	4:49.208	4:49.208		
2	15:30:50.600	15:30:50.600	15:35:17.246	4:26.646	9:15.854		
3	15:47:45.774	15:47:45.774	15:51:02.250	3:16.476	12:32.330		
4	16:02:11.717	16:02:11.717	16:03:52.107	1:40.390	14:12.720		

**28** Roldan Rodriguez PRO Daiko Lazarus Racing  
Lamborghini Huracan GT3

Nr.	In Day Time	In Time	Out Time	Pit Time	T. Pit Time	Handicap	Penalty
1	15:20:44.931	15:20:44.931	15:27:32.401	6:47.470	6:47.470		
2	15:35:09.571	15:35:09.571	15:37:06.321	1:56.750	8:44.220		
3	15:45:13.011	15:45:13.011	15:48:02.439	2:49.428	11:33.648		
4	16:00:19.401	16:00:19.401	16:01:51.683	1:32.282	13:05.930		

**33** Christian Hook PROAM Rinaldi Racing  
Dominik Schwager Ferrari 488 GT3

Nr.	In Day Time	In Time	Out Time	Pit Time	T. Pit Time	Handicap	Penalty
1	15:23:40.760	15:23:40.760	15:28:04.143	4:23.383	4:23.383		
2	15:32:27.325	15:32:27.325	15:35:36.614	3:09.289	7:32.672		
3	15:45:24.168	15:45:24.168	15:46:29.147	1:04.979	8:37.651		
4	16:03:11.094	16:03:11.094	16:04:21.720	1:10.626	9:48.277		







**Circuit de Barcelona  
International GT Open  
Private test - 2  
Pit Stop Analysis**



**36** Christian Hahn PROAM Drivex School  
Lucas Auer Mercedes AMG GT3

Nr.	In Day Time	In Time	Out Time	Pit Time	T. Pit Time	Handicap	Penalty
1	15:19:42.357	15:19:42.357	15:29:50.090	10:07.73	10:07.733		
2	15:32:23.946	15:32:23.946	15:35:43.111	3:19.165	13:26.898		
3	15:45:57.301	15:45:57.301	15:51:18.965	5:21.664	18:48.562		

**47** Fran Rueda PRO RACE / BMW Team Teo Martín  
Andrés Saravia BMW M6 GT3

Nr.	In Day Time	In Time	Out Time	Pit Time	T. Pit Time	Handicap	Penalty
1	15:18:39.925	15:18:39.925	15:19:53.054	1:13.129	1:13.129		
2	15:22:05.861	15:22:05.861	15:27:38.839	5:32.978	6:46.107		
3	15:31:53.366	15:31:53.366	15:35:07.888	3:14.522	10:00.629		
4	15:43:14.459	15:43:14.459	15:44:25.453	1:10.994	11:11.623		
5	15:51:54.133	15:51:54.133	15:55:54.571	4:00.438	15:12.061		

**51** Alessandro Pier Guidi PRO Luzich Racing  
Mikkel Mac Ferrari 488 GT3

Nr.	In Day Time	In Time	Out Time	Pit Time	T. Pit Time	Handicap	Penalty
1	15:23:34.915	15:23:34.915	15:35:03.764	11:28.84	11:28.849		
2	15:40:58.762	15:40:58.762	15:42:19.378	1:20.616	12:49.465		
3	15:49:49.454	15:49:49.454	15:51:30.585	1:41.131	14:30.596		

**52** Marco Cioci PRO Luzich Racing  
Matt Griffin Ferrari 488 GT3

Nr.	In Day Time	In Time	Out Time	Pit Time	T. Pit Time	Handicap	Penalty
1	15:21:28.814	15:21:28.814	15:28:01.915	6:33.101	6:33.101		
2	15:32:34.391	15:32:34.391	15:35:56.578	3:22.187	9:55.288		
3	15:48:07.954	15:48:07.954	15:49:23.758	1:15.804	11:11.092		
4	16:00:31.807	16:00:31.807	16:02:45.484	2:13.677	13:24.769		

**63** Giovanni Venturini PRO Imperiale Racing  
Jeroen Mul Lamborghini Huracan GT3

Nr.	In Day Time	In Time	Out Time	Pit Time	T. Pit Time	Handicap	Penalty
1	15:20:34.034	15:20:34.034	15:27:51.131	7:17.097	7:17.097		
2	15:31:57.317	15:31:57.317	15:35:25.203	3:27.886	10:44.983		
3	15:43:19.755	15:43:19.755	15:44:49.846	1:30.091	12:15.074		
4	15:50:54.455	15:50:54.455	15:51:50.412	55.957	13:11.031		
5	16:01:18.088	16:01:18.088	16:03:27.861	2:09.773	15:20.804		

**66** Kang Ling PRO Vincenzo Sospiri Racing  
Philip Keen Lamborghini Huracan GT3

Nr.	In Day Time	In Time	Out Time	Pit Time	T. Pit Time	Handicap	Penalty
1	15:12:51.711	15:12:51.711	15:16:41.410	3:49.699	3:49.699		
2	15:23:06.889	15:23:06.889	15:35:09.840	12:02.95	15:52.650		
3	15:45:36.601	15:45:36.601	15:52:29.263	6:52.662	22:45.312		

**71** Alexander West PROAM Luzich Racing  
Michele Rugolo Ferrari 488 GT3

Nr.	In Day Time	In Time	Out Time	Pit Time	T. Pit Time	Handicap	Penalty
1	15:23:00.703	15:23:00.703	15:27:36.206	4:35.503	4:35.503		
2	15:31:49.067	15:31:49.067	15:35:05.766	3:16.699	7:52.202		
3	15:45:17.912	15:45:17.912	15:46:32.209	1:14.297	9:06.499		
4	15:58:12.389	15:58:12.389	15:59:43.445	1:31.056	10:37.555		

**72** Mario Plachutta PROAM Lechner Racing  
Thomas Jäger Mercedes AMG GT3

Nr.	In Day Time	In Time	Out Time	Pit Time	T. Pit Time	Handicap	Penalty
1	15:16:49.241	15:16:49.241	15:19:25.928	2:36.687	2:36.687		
2	15:23:45.160	15:23:45.160	15:28:07.976	4:22.816	6:59.503		
3	15:32:44.790	15:32:44.790	15:35:38.493	2:53.703	9:53.206		
4	15:49:59.854	15:49:59.854	15:56:10.412	6:10.558	16:03.764		

**77** Marcin Jedlinski PROAM Olimp Racing  
Mateusz Lisowski Audi R8 LMS

Nr.	In Day Time	In Time	Out Time	Pit Time	T. Pit Time	Handicap	Penalty
1	15:23:42.488	15:23:42.488	15:28:22.956	4:40.468	4:40.468		
2	15:32:47.003	15:32:47.003	15:40:44.638	7:57.635	12:38.103		
3	15:48:24.206	15:48:24.206	15:51:28.356	3:04.150	15:42.253		

**84** Russell Ward PRO Winward Racing / HTP Motorsport  
Indy Dontje Mercedes AMG GT3

Nr.	In Day Time	In Time	Out Time	Pit Time	T. Pit Time	Handicap	Penalty
1	15:23:33.731	15:23:33.731	15:40:20.091	16:46.36	16:46.360		
2	15:59:17.542	15:59:17.542	16:00:59.692	1:42.150	18:28.510		

**90** Alberto Di Folco PRO Target Racing  
Adrian Zaugg Lamborghini Huracan GT3

Nr.	In Day Time	In Time	Out Time	Pit Time	T. Pit Time	Handicap	Penalty
1	15:14:16.026	15:14:16.026	15:14:35.678	19.652	19.652		
2	15:16:50.762	15:16:50.762	15:18:31.063	1:40.301	1:59.953		
3	15:20:36.471	15:20:36.471	15:29:26.853	8:50.382	10:50.335		
4	15:31:37.800	15:31:37.800	15:36:56.428	5:18.628	16:08.963		
5	15:39:01.625	15:39:01.625	15:40:03.061	1:01.436	17:10.399		
6	15:47:52.735	15:47:52.735	15:50:54.781	3:02.046	20:12.445		

**91** Stefano Costantini AM Target Racing  
Christoph Lenz Lamborghini Huracan GT3

Nr.	In Day Time	In Time	Out Time	Pit Time	T. Pit Time	Handicap	Penalty
1	15:14:30.634	15:14:30.634	15:14:50.445	19.811	19.811		
2	15:17:09.890	15:17:09.890	15:19:46.908	2:37.018	2:56.829		
3	15:21:55.249	15:21:55.249	15:28:55.428	7:00.179	9:57.008		
4	15:31:08.870	15:31:08.870	15:35:45.789	4:36.919	14:33.927		
5	15:37:56.503	15:37:56.503	15:38:58.690	1:02.187	15:36.114		
6	15:48:51.566	15:48:51.566	15:52:38.545	3:46.979	19:23.093		
7	15:54:47.759	15:54:47.759	15:55:49.425	1:01.666	20:24.759		
8	15:57:52.484	15:57:52.484	15:59:28.731	1:36.247	22:01.006		

**96** Bradley Ellis PROAM Optimum Motorsport  
Oliver Wilkinson Audi R8 LMS

Nr.	In Day Time	In Time	Out Time	Pit Time	T. Pit Time	Handicap	Penalty
1	15:15:15.115	15:15:15.115	15:15:56.832	41.717	41.717		
2	15:22:15.052	15:22:15.052	15:28:28.472	6:13.420	6:55.137		
3	15:30:52.366	15:30:52.366	15:35:12.446	4:20.080	11:15.217		
4	15:41:25.414	15:41:25.414	15:43:14.900	1:49.486	13:04.703		
5	15:54:58.354	15:54:58.354	15:56:40.406	1:42.052	14:46.755		

**111** Charles Finelli AM Porteiro Motorsport  
Phillippe Denes Mercedes AMG GT3

Nr.	In Day Time	In Time	Out Time	Pit Time	T. Pit Time	Handicap	Penalty
1	15:23:24.177	15:23:24.177	15:29:10.747	5:46.570	5:46.570		





**Circuit de Barcelona**  
**International GT Open**  
**Private test - 2**  
**Pit Stop Analysis**



2	15:31:36.470	15:31:36.470	15:35:49.736	4:13.266	9:59.836
3	15:50:30.565	15:50:30.565	15:51:37.321	1:06.756	11:06.592
4	15:53:45.627	15:53:45.627	15:55:44.474	1:58.847	13:05.439
5	15:57:46.823	15:57:46.823	15:59:14.938	1:28.115	14:33.554
6	16:01:24.527	16:01:24.527	16:02:52.725	1:28.198	16:01.752

**333** Rinat Salikhov PROAM Rinaldi Racing  
 David Perel Ferrari 488 GT3

Nr.	In Day Time	In Time	Out Time	Pit Time	T. Pit Time	Handicap	Penalty
1	15:22:27.796	15:22:27.796	15:27:54.025	5:26.229	5:26.229		
2	15:32:00.565	15:32:00.565	15:37:18.160	5:17.595	10:43.824		
3	15:50:47.046	15:50:47.046	15:53:18.724	2:31.678	13:15.502		
4	16:00:48.993	16:00:48.993	16:02:10.383	1:21.390	14:36.892		

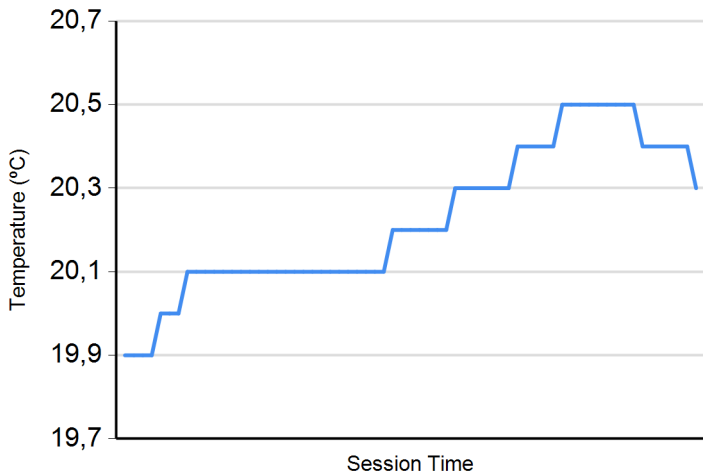




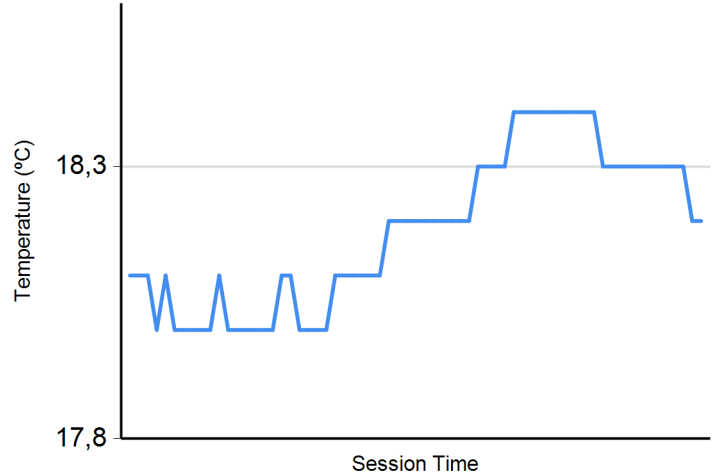
**Circuit de Barcelona**  
**International GT Open**  
**Private test - 2**  
**Weather Report**



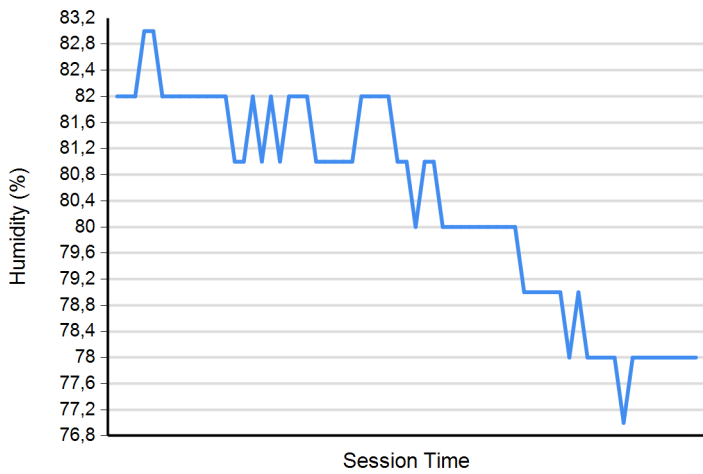
**Air Temperature**



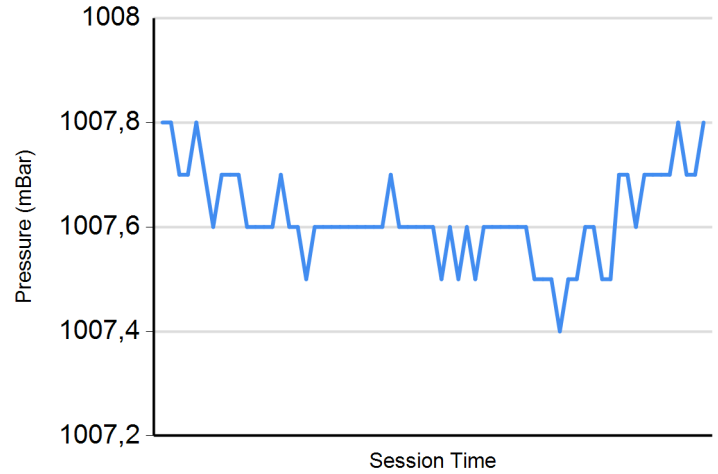
**Track Temperature**



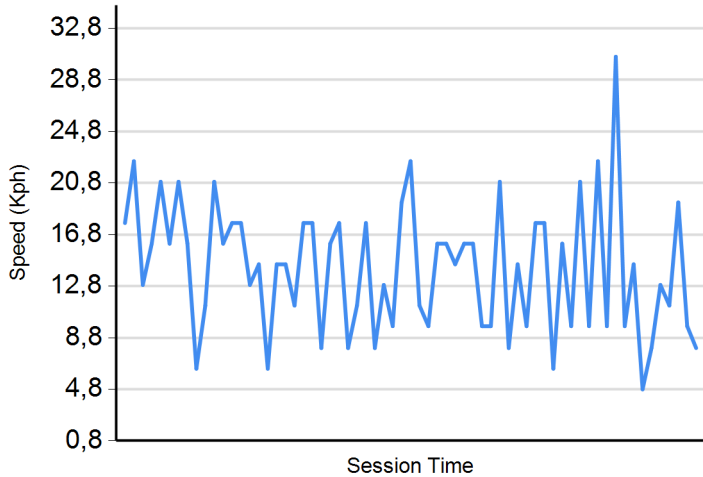
**Humidity**



**Pressure**



**Wind Speed**



**Wind direction**

North = 0°/360° Est = 90° South = 180° West= 270°

