

Paul Ricard
International GT Open
Qualifying - 1 Driver - 1
Provisional Results



Cls	Nº	Entrant/Team	Nat	Driver 1	Nat	Driver 2	Nat	Vehicle	Cat	Cls	Laps	Best	Time	Gap	Interval	Km/h
1	16	Teo Martín Motorsport	ESP	Marcelo Hahn	BRA	Allam Khodair	BRA	McLaren 720 s	PROAM	1	11	10	1:59.576			175.2
2	6	Antonelli MotorSport	ITA	Daniel Zampieri	ITA	Alessio Rovera	ITA	Mercedes AMG GT3	PRO	1	9	8	1:59.668	0.092	0.092	175.1
3	59	Teo Martín Motorsport	ESP	Martin Kodrić	HRV	Henrique Chaves	PRT	McLaren 720 s	PRO	2	11	10	1:59.730	0.154	0.062	175.0
4	63	Emil Frey Racing	CHE	Albert Costa	ESP	Giacomo Altoè	ITA	Lamborghini Huracan GT3 EVO	PRO	3	10	9	1:59.776	0.200	0.046	174.9
5	10	SPS Automotive Performance	DEU	Miguel Ramos	PRT	Fabrizio Crestani	ITA	Mercedes AMG GT3	PRO	4	12	7	1:59.956	0.380	0.180	174.7
6	27	Lazarus Racing	ITA	Nicola De Marco	ITA	Nicolas Pohler	DEU	Lamborghini Huracan GT3	PRO	5	13	10	2:00.040	0.464	0.084	174.6
7	26	Lazarus Racing	ITA	Eliseo Martínez	ESP	Fabio Onidi	ITA	Lamborghini Huracan GT3	PRO	6	11	9	2:00.251	0.675	0.211	174.2
8	75	Rowe Racing / SunEnergy1	DEU	Kenny Habul	AUS	Thomas Jäger	DEU	Mercedes AMG GT3	PROAM	2	13	11	2:00.403	0.827	0.152	174.0
9	17	Teo Martín Motorsport	ESP	Fran Rueda	ESP	Andrés Saravia	GTW	McLaren 720 s	PRO	7	10	7	2:00.536	0.960	0.133	173.8
10	14	Emil Frey Racing	CHE	Norbert Siedler	AUT	Mikaël Grenier	CAN	Lamborghini Huracan GT3 EVO	PRO	8	12	11	2:00.617	1.041	0.081	173.7
11	93	Spirit of Race / Tempesta	GBR	Christopher Froggatt	GBR	Edward Cheever III	ITA	Ferrari 488 GT3	PROAM	3	8	7	2:00.746	1.170	0.129	173.5
12	90	Raton Racing by Target	ITA	Alberto Di Folco	ITA	Christoph Lenz	CHE	Lamborghini Huracan GT3 EVO	PROAM	4	14	12	2:00.792	1.216	0.046	173.5
13	8	Antonelli MotorSport	ITA	Giuseppe Cipriani	ITA			Mercedes AMG GT3	AM	1	12	12	2:00.971	1.395	0.179	173.2
14	20	SPS Automotive Performance	DEU	Valentin Pierburg	DEU	Tom Onslow-Cole	GBR	Mercedes AMG GT3	PROAM	5	12	12	2:01.123	1.547	0.152	173.0
15	66	Vincenzo Sospiri Racing	ITA	Kang Ling	CHN	Frederik Schandorff	DNK	Lamborghini Huracan GT3	PROAM	6	13	12	2:01.336	1.760	0.213	172.7
16	19	Raton Racing by Target	ITA	Jiatong Liang	CHN	Raffaele Giammaria	ITA	Lamborghini Huracan GT3 EVO	PROAM	7	13	13	2:01.387	1.811	0.051	172.6
17	96	Optimum Motorsport	GBR	Oliver Wilkinson	GBR	Bradley Ellis	GBR	Aston Martin GT3 AMR MY2019	PROAM	8	13	13	2:01.945	2.369	0.558	171.8
18	99	Sports and You	PRT	António Coimbra	PRT	Luis Silva	PRT	Mercedes AMG GT3	AM	2	12	11	2:01.949	2.373	0.004	171.8
19	9	Antonelli MotorSport	ITA	Davide Roda	ITA			Mercedes AMG GT3	AM	3	11	11	2:01.949	2.373	0.000	171.8
20	7	Petri Corse	ITA	Petru Razvan Umbrurescu	ROU	Jules Gounon	FRA	Bentley Continental GT3	PRO	9	13	12	2:02.108	2.532	0.159	171.6
21	12	Ombra Racing	ITA	Federico Leo	ITA	Najiy Razak	MYS	Lamborghini Huracan GT3 EVO	PRO	10	14	14	2:02.290	2.714	0.182	171.3
22	25	HTP Motorsport	DEU	Alexander Hrachowina	AUT	Martin Konrad	AUT	Mercedes AMG GT3	AM	4	13	12	2:02.431	2.855	0.141	171.1
23	21	Spirit of Race	ITA	Duncan Cameron	GBR	Matt Griffin	IRL	Ferrari 488 GT3	PROAM	9	12	12	2:02.594	3.018	0.163	170.9

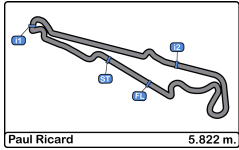
CAR 90 TIME:2:01.571 DISALLOWED TRACK LIMITS AT T 10
 CAR 96 TIME 2:02.446 DISALLOWED TRACK LIMITS AT T 1
 CAR 16 TIME 2:00.269 DISALLOWED TRACK LIMITS AT T 15
 CAR 90 TIME 2:00.714 DISALLOWED TRACK LIMITS AT T 7
 CAR 63 TIME 2:00.366 DISALLOWED TRACK LIMITS AT T 7
 CAR 27 TIME 2:00.040 DISALLOWED TRACK LIMITS AT T 9

Published at:.....

Track Temp: 22.3 °C Air Temp: 13.4 °C Humidity: 51 % Track Status: DRY

Stewards:	Race Director:	Timekeeper:
-----------	----------------	-------------





Paul Ricard
International GT Open
Qualifying - 1 Driver - 1
Provisional Results by Class



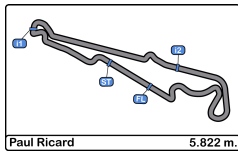
Cls	Nº	Entrant/Team	Nat	Driver 1	Nat	Status	Driver 2	Nat	Status	Vehicle	Cat	Cls	Laps	Best	Time	Gap	Interval	Km/h	
PRO																			
1	6	Antonelli MotorSport	ITA	Daniel Zampieri	ITA		Alessio Rovera	ITA		Mercedes AMG GT3	PRO	1	9	8	1:59.668			175.1	
2	59	Teo Martín Motorsport	ESP	Martin Kodrić	HRV		Henrique Chaves	PRT		McLaren 720 s	PRO	2	11	10	1:59.730	0.062	0.062	175.0	
3	63	Emil Frey Racing	CHE	Albert Costa	ESP		Giacomo Altoè	ITA		Lamborghini Huracan GT3 EVO	PRO	3	10	9	1:59.776	0.108	0.046	174.9	
4	10	SPS Automotive Performance	DEU	Miguel Ramos	ITA		Fabrizio Crestani	ITA		Mercedes AMG GT3	PRO	4	12	7	1:59.956	0.288	0.180	174.7	
5	27	Lazarus Racing	ITA	Nicola De Marco	ITA		Nicolas Pohler	DEU		Lamborghini Huracan GT3	PRO	5	13	10	2:00.040	0.372	0.084	174.6	
6	26	Lazarus Racing	ITA	Eliseo Martínez	ESP		Fabio Onidi	ITA		Lamborghini Huracan GT3	PRO	6	11	9	2:00.251	0.583	0.211	174.2	
7	17	Teo Martín Motorsport	ESP	Fran Rueda	ESP		Andrés Saravia	GTW		McLaren 720 s	PRO	7	10	7	2:00.536	0.868	0.285	173.8	
8	14	Emil Frey Racing	CHE	Norbert Siedler	AUT		Mikaël Grenier	CAN		Lamborghini Huracan GT3 EVO	PRO	8	12	11	2:00.617	0.949	0.081	173.7	
9	7	Petri Corse	ITA	Petru Razvan Umbrărescu	ROU		Jules Gounon	FRA		Bentley Continental GT3	PRO	9	13	12	2:02.108	2.440	1.491	171.6	
10	12	Ombra Racing	ITA	Federico Leo	ITA		Najiy Razak	MYS		Lamborghini Huracan GT3 EVO	PRO	10	14	14	2:02.290	2.622	0.182	171.3	
PROAM																			
1	16	Teo Martín Motorsport	ESP	Marcelo Hahn	BRA		Allam Khodair	BRA		McLaren 720 s	PROAM	1	11	10	1:59.576			175.2	
2	75	Rowe Racing / SunEnergy1	DEU	Kenny Habul	AUS		Thomas Jäger	DEU		Mercedes AMG GT3	PROAM	2	13	11	2:00.403	0.827	0.827	174.0	
3	93	Spirit of Race / Tempesta	GBR	Christopher Froggatt	GBR		Edward Cheever III	ITA		Ferrari 488 GT3	PROAM	3	8	7	2:00.746	1.170	0.343	173.5	
4	90	Raton Racing by Target	ITA	Alberto Di Folco	ITA		Christoph Lenz	CHE		Lamborghini Huracan GT3 EVO	PROAM	4	14	12	2:00.792	1.216	0.046	173.5	
5	20	SPS Automotive Performance	DEU	Valentin Pierburg	DEU		Tom Onslow-Cole	GBR		Mercedes AMG GT3	PROAM	5	12	12	2:01.123	1.547	0.331	173.0	
6	66	Vincenzo Sospiri Racing	ITA	Kang Ling	CHN		Frederik Schandorff	DNK		Lamborghini Huracan GT3	PROAM	6	13	12	2:01.336	1.760	0.213	172.7	
7	19	Raton Racing by Target	ITA	Jiatong Liang	CHN		Raffaele Giammaria	ITA		Lamborghini Huracan GT3 EVO	PROAM	7	13	13	2:01.387	1.811	0.051	172.6	
8	96	Optimum Motorsport	GBR	Oliver Wilkinson	GBR		Bradley Ellis	GBR		Aston Martin GT3 AMR MY2019	PROAM	8	13	13	2:01.945	2.369	0.558	171.8	
9	21	Spirit of Race	ITA	Duncan Cameron	GBR		Matt Griffin	IRL		Ferrari 488 GT3	PROAM	9	12	12	2:02.594	3.018	0.649	170.9	
AM																			
1	8	Antonelli MotorSport	ITA	Giuseppe Cipriani	ITA			ITA		Mercedes AMG GT3	AM	1	12	12	2:00.971			173.2	
2	99	Sports and You	PRT	António Coimbra	PRT		Luis Silva	PRT		Mercedes AMG GT3	AM	2	12	11	2:01.949	0.978	0.978	171.8	
3	9	Antonelli MotorSport	ITA	Davide Roda	ITA			ITA		Mercedes AMG GT3	AM	3	11	11	2:01.949	0.978	0.000	171.8	
4	25	HTP Motorsport	DEU	Alexander Hrachowina	AUT		Martin Konrad	AUT		Mercedes AMG GT3	AM	4	13	12	2:02.431	1.460	0.482	171.1	

Published at:.....

Track Temp: 22.3 °C Air Temp: 13.4 °C Humidity: 51 % Track Status: DRY

Stewards:	Race Director:	Timekeeper:
------------------	-----------------------	--------------------



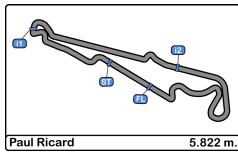


Paul Ricard
International GT Open
Qualifying - 1 Driver - 1
Lap Analysis



6							9								
1 Daniel Zampieri			Mercedes AMG GT3				1 Davide Roda			Mercedes AMG GT3					
PRO							AM			2					
2 Alessio Rovera			Antonelli MotorSport				2			Antonelli MotorSport					
Lap	D	Time	Sector 1	Sector 2	Sector 3	T. Spd	Elapsed	Lap	D	Time	Sector 1	Sector 2	Sector 3	T. Spd	Elapsed
1	1	10:33:16.142	10:31:35.978	38.124	1:02.040		10:33:16.142	1	10:33:53.934	10:32:18.378	39.655	55.901		10:33:53.934	
2	1	2:01.209	34.030	36.400	50.779	238.4	10:35:17.351	2	2:03.998	34.788	36.833	52.377	238.4	10:35:57.932	
3	1	2:00.941	33.455	36.459	51.027	239.4	10:37:18.292	3	2:04.059	34.228	36.919	52.912	239.4	10:38:01.991	
4	1	2:00.782	33.476	36.385	50.921	241.0	10:39:19.074	4	2:02.710	34.178	36.677	51.855	238.9	10:40:04.701	
5	1	2:01.311	33.580	36.548	51.183	242.6	10:41:20.385	5	3:58.396 P	34.105	37.117	2:47.174	240.0	10:44:03.097	
6	1	9:34.332 P	33.649	36.885	8:23.798	237.8	10:50:54.717	6	2:19.448	50.619	36.939	51.890		10:46:22.545	
7	1	2:32.597	55.572	45.762	51.263		10:53:27.314	7	2:02.672	34.098	36.762	51.812	238.4	10:48:25.217	
8	1	1:59.668	33.323	36.230	50.115	240.5	10:55:26.982	8	2:02.445	33.935	36.600	51.910	239.4	10:50:27.662	
9	1	2:11.351	34.922	44.251	52.178	242.1	10:57:38.333	9	4:17.333 P	33.971	37.463	3:05.899	244.3	10:54:44.995	
10	1		33.226	1:08.940		240.5		10	2:18.651	50.029	36.664	51.958		10:57:03.646	
7							10								
1 Petru Razvan Umbrarescu			Bentley Continental GT3				11			2:01.949					
PRO							12			34.632					
2 Jules Gounon			Petri Corse				12			34.632					
Lap	D	Time	Sector 1	Sector 2	Sector 3	T. Spd	Elapsed	Lap	D	Time	Sector 1	Sector 2	Sector 3	T. Spd	Elapsed
1	1	10:32:58.679	10:31:15.994	43.053	59.632		10:32:58.679	1	10:32:19.486	10:30:47.861	37.016	54.609		10:32:19.486	
2	1	2:06.918	35.491	37.844	53.583	243.7	10:35:05.597	2	2:01.790	33.830	36.277	51.683	238.4	10:34:21.276	
3	1	2:04.562	34.667	36.808	53.087	244.8	10:37:10.159	3	2:00.907	33.540	36.481	50.886	237.8	10:36:22.183	
4	1	2:03.690	34.335	36.626	52.729	245.4	10:39:13.849	4	2:00.592	33.476	36.465	50.651	241.0	10:38:22.775	
5	1	3:03.814 P	34.249	36.867	1:52.698	245.4	10:42:17.663	5	2:00.590	33.376	36.519	50.695	239.4	10:40:23.365	
6	1	2:30.666	55.620	41.709	53.337		10:44:48.329	6	2:00.547	33.396	36.299	50.852	240.0	10:42:23.912	
7	1	2:03.630	34.362	36.548	52.720	244.8	10:46:51.959	7	2:00.547	33.396	36.299	50.852	240.0	10:42:23.912	
8	1	2:05.912	34.377	36.452	55.083	244.3	10:48:57.871	8	2:00.547	33.396	36.299	50.852	240.0	10:42:23.912	
9	1	2:02.147	33.933	36.320	51.894	246.5	10:51:00.018	9	2:00.547	33.396	36.299	50.852	240.0	10:42:23.912	
10	1	2:02.852	34.070	36.225	52.557	246.0	10:53:02.870	10	2:00.547	33.396	36.299	50.852	240.0	10:42:23.912	
11	1	2:14.627	39.095	42.707	52.825	245.4	10:55:17.497	11	2:00.547	33.396	36.299	50.852	240.0	10:42:23.912	
12	1	2:02.108	33.721	36.364	52.023	246.5	10:57:19.605	12	2:00.547	33.396	36.299	50.852	240.0	10:42:23.912	
13	1	2:02.605	33.725	36.408	52.472	247.7	10:59:22.210	13	2:00.547	33.396	36.299	50.852	240.0	10:42:23.912	
14	1		34.777	36.796		238.4		14	2:00.547	33.396	36.299	50.852	240.0	10:42:23.912	
8							12								
1 Giuseppe Cipriani			Mercedes AMG GT3				12			1 Federico Leo					
AM							12			2 Najji Razak					
2			Antonelli MotorSport				12			Ombra Racing					
Lap	D	Time	Sector 1	Sector 2	Sector 3	T. Spd	Elapsed	Lap	D	Time	Sector 1	Sector 2	Sector 3	T. Spd	Elapsed
1		10:35:02.745 P	10:31:42.132	39.463	2:41.150		10:35:02.745	1	10:32:42.664	10:31:09.515	38.463	54.686		10:32:42.664	
2		2:23.128	52.544	37.635	52.949		10:37:25.873	2	2:04.491	35.076	37.055	52.360	238.9	10:34:47.155	
3		2:03.077	34.844	36.765	51.468	240.5	10:39:28.950	3	2:03.496	34.590	36.836	52.070	239.4	10:36:50.651	
4		2:02.220	34.291	36.738	51.191	240.0	10:41:31.170	4	2:03.027	34.466	36.581	51.980	242.6	10:38:53.678	
5		2:01.878	33.851	36.681	51.346	239.4	10:43:33.048	5	2:02.479	34.386	36.473	51.620	239.4	10:40:56.157	
6		2:01.561	33.903	36.629	51.029	240.5	10:45:34.609	6	2:02.820	34.045	36.634	52.141	239.4	10:42:58.977	
7		4:03.614 P	33.960	37.543	2:52.111	239.4	10:49:38.223	7	2:14.294 P	36.115	37.440	1:00.739	238.4	10:45:13.271	
8		2:24.154	52.357	38.738	53.059		10:52:02.377	8	2:59.436	1:29.701	37.003	52.732		10:48:12.707	
9		2:02.046	34.292	36.475	51.279	238.9	10:54:04.423	9	2:02.789	34.493	36.520	51.776	238.4	10:50:15.496	
10		2:01.136	33.670	36.506	50.960	240.0	10:56:05.559	10	2:02.437	34.199	36.473	51.765	240.0	10:52:17.933	
11		2:02.445	33.974	36.700	51.771	240.0	10:58:08.004	11	2:02.501	34.160	36.639	51.702	238.9	10:54:20.434	
12		2:00.971	33.620	36.495	50.856	239.4	11:00:08.975	12	2:02.909	34.299	36.846	51.764	239.4	10:56:23.343	
13			33.670	37.906		240.5		13	2:02.338	34.182	36.725	51.431	239.4	10:58:25.681	
								14	2:02.290	34.195	36.619	51.476	238.9	11:00:27.971	
								15	2:02.290	34.195	36.619	51.476	238.9	11:00:27.971	
								15	2:02.290	34.195	36.619	51.476	238.9	11:00:27.971	





Paul Ricard
International GT Open
Qualifying - 1 Driver - 1
Lap Analysis



14							
1 Norbert Siedler			Lamborghini Huracan GT3 EVO				
PRO							
2 Mikaël Grenier			Emil Frey Racing				
Lap	D	Time	Sector 1	Sector 2	Sector 3	T. Spd	Elapsed
1	2	10:34:10.172	10:32:34.176	40.857	55.139		10:34:10.172
2	2	2:02.289	34.187	36.643	51.459	238.9	10:36:12.461
3	2	2:00.999	33.570	36.224	51.205	241.6	10:38:13.460
4	2	2:00.956	33.646	36.212	51.098	240.5	10:40:14.416
5	2	2:00.632	33.249	36.233	51.150	240.0	10:42:15.048
6	2	6:38.215 P	33.273	36.310	5:28.632	240.0	10:48:53.263
7	2	2:26.471	52.334	39.467	54.670		10:51:19.734
8	2	2:00.672	33.392	36.203	51.077	241.0	10:53:20.406
9	2	2:00.733	33.178	36.251	51.304	238.9	10:55:21.139
10	2	2:04.329	35.022	36.686	52.621	227.8	10:57:25.468
11	2	2:00.617	33.340	36.324	50.953	241.6	10:59:26.085
12	2	2:00.724	33.240	36.485	50.999	243.2	11:01:26.809
13	2		35.338	40.995		242.1	

19							
1 Jiatong Liang			Lamborghini Huracan GT3 EVO				
PROAM							
2 Raffaele Giammaria			Raton Racing by Target				
Lap	D	Time	Sector 1	Sector 2	Sector 3	T. Spd	Elapsed
1	1	10:32:35.988	10:31:00.091	39.210	56.687		10:32:35.988
2	1	2:07.633	34.407	36.434	56.792	237.8	10:34:43.621
3	1	2:03.720	34.220	37.126	52.374	237.8	10:36:47.341
4	1	2:02.023	33.816	36.328	51.879	241.0	10:38:49.364
5	1	2:01.857	33.781	36.277	51.799	241.0	10:40:51.221
6	1	3:45.800 P	34.337	37.381	2:34.082	241.0	10:44:37.021
7	1	2:20.387	49.972	36.698	53.717		10:46:57.408
8	1	2:01.800	33.493	36.566	51.741	240.5	10:48:59.208
9	1	2:06.179	33.342	38.103	54.734	241.6	10:51:05.387
10	1	2:01.728	33.606	36.255	51.867	241.6	10:53:07.115
11	1	2:03.098	33.623	36.173	53.302	240.0	10:55:10.213
12	1	2:02.418	33.476	36.638	52.304	240.5	10:57:12.631
13	1	2:01.387	33.563	36.300	51.524	241.0	10:59:14.018
14	1		33.453	36.207		241.6	

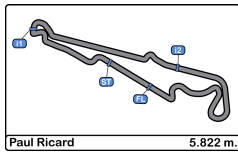
16							
1 Marcelo Hahn			McLaren 720 s				
PROAM							
2 Allam Khodair			Teo Martin Motorsport				
Lap	D	Time	Sector 1	Sector 2	Sector 3	T. Spd	Elapsed
1	2	10:33:46.708	10:32:16.549	37.838	52.321		10:33:46.708
2	2	2:01.894	34.054	36.572	51.268	237.8	10:35:48.602
3	2	2:01.482	33.823	36.461	51.198	240.5	10:37:50.084
4	2	2:00.622	33.556	36.142	50.924	240.5	10:39:50.706
5	2	2:00.815	33.438	36.615	50.762	240.5	10:41:51.521
6	2	2:00.333	33.394	36.231	50.708	241.6	10:43:51.854
7	2	2:08.131 P	33.298	36.396	58.437	242.1	10:45:59.985
8	2	4:34.137	3:03.642	38.249	52.246		10:50:34.122
9	2	2:00.269	33.059	35.983	51.227	241.6	10:52:34.391
10	2	1:59.576	33.153	36.071	50.352	241.0	10:54:33.967
11	2	2:21.115 P	33.667	45.848	1:01.600	241.6	10:56:55.082

20							
1 Valentin Pierburg			Mercedes AMG GT3				
PROAM							
2 Tom Onslow-Cole			SPS Automotive Performance				
Lap	D	Time	Sector 1	Sector 2	Sector 3	T. Spd	Elapsed
1	1	10:32:40.411	10:31:01.986	40.354	58.071		10:32:40.411
2	1	2:04.981	34.373	36.790	53.818	238.4	10:34:45.392
3	1	2:03.791	33.976	36.708	53.107	238.9	10:36:49.183
4	1	2:02.137	33.822	36.556	51.759	240.0	10:38:51.320
5	1	2:01.946	33.717	36.644	51.585	238.9	10:40:53.266
6	1	3:15.412 P	33.963	36.892	2:04.557	238.9	10:44:08.678
7	1	2:27.241	52.650	40.555	54.036		10:46:35.919
8	1	2:07.928	33.824	37.541	56.563	237.8	10:48:43.847
9	1	2:01.490	33.676	36.493	51.321	237.8	10:50:45.337
10	1	2:04.885	34.710	37.173	53.002	239.4	10:52:50.222
11	1	2:01.152	33.423	36.286	51.443	237.8	10:54:51.374
12	1	2:01.123	33.453	36.453	51.217	238.9	10:56:52.497
13	1		33.514	36.552		239.4	

17							
1 Fran Rueda			McLaren 720 s				
PRO							
2 Andrés Saravia			Teo Martin Motorsport				
Lap	D	Time	Sector 1	Sector 2	Sector 3	T. Spd	Elapsed
1	2	10:32:22.712	10:30:51.938	37.350	53.424		10:32:22.712
2	2	2:03.002	34.131	36.806	52.065	239.4	10:34:25.714
3	2	2:02.254	34.059	36.671	51.524	240.0	10:36:27.968
4	2	2:10.278 P	34.158	36.789	59.331	241.6	10:38:38.246
5	2	8:55.397	7:27.522	36.589	51.286		10:47:33.643
6	2	2:01.231	33.736	36.418	51.077	237.3	10:49:34.874
7	2	2:00.536	33.457	36.175	50.904	244.3	10:51:35.410
8	2	2:00.865	33.464	36.138	51.263	242.6	10:53:36.275
9	2	2:00.651	33.405	36.120	51.126	240.5	10:55:36.926
10	2	2:11.092 P	34.353	37.374	59.365	242.1	10:57:48.018

21							
1 Duncan Cameron			Ferrari 488 GT3				
PROAM							
2 Matt Griffin			Spirit of Race				
Lap	D	Time	Sector 1	Sector 2	Sector 3	T. Spd	Elapsed
1	1	10:34:24.579	10:32:44.531	42.803	57.245		10:34:24.579
2	1	2:07.125	36.138	37.371	53.616	238.9	10:36:31.704
3	1	2:04.912	35.172	36.862	52.878	241.6	10:38:36.616
4	1	2:03.579	34.342	36.752	52.485	241.0	10:40:40.195
5	1	4:01.075 P	34.203	36.683	2:50.189	240.5	10:44:41.270
6	1	2:24.073	52.307	38.651	53.115		10:47:05.343
7	1	2:03.775	35.011	36.568	52.196	239.4	10:49:09.118
8	1	2:04.109	34.958	36.844	52.307	240.0	10:51:13.227
9	1	2:03.423	34.619	36.776	52.028	241.0	10:53:16.650
10	1	2:02.878	34.356	36.574	51.948	243.2	10:55:19.528
11	1	2:02.822	34.216	36.471	52.135	240.0	10:57:22.350
12	1	2:02.594	33.921	36.601	52.072	242.6	10:59:24.944
13	1		34.005	37.400		241.0	





Paul Ricard
International GT Open
Qualifying - 1 Driver - 1
Lap Analysis



25

1 Alexander Hrachowina Mercedes AMG GT3
 2 Martin Konrad HTP Motorsport

Lap	D	Time	Sector 1	Sector 2	Sector 3	T. Spd	Elapsed
1	1	10:32:38.652	10:31:03.509	38.785	56.358		10:32:38.652
2	1	2:05.749	34.612	36.911	54.226	240.5	10:34:44.401
3	1	2:04.343	34.278	36.789	53.276	239.4	10:36:48.744
4	1	2:08.528	38.150	37.201	53.177	216.4	10:38:57.272
5	1	2:04.146	34.698	36.602	52.846	240.5	10:41:01.418
6	1	2:12.123 P	34.606	36.615	1:00.902	240.0	10:43:13.541
7	1	6:16.184	4:46.498	37.024	52.662		10:49:29.725
8	1	2:03.138	34.272	36.441	52.425	240.0	10:51:32.863
9	1	2:05.029	34.405	36.420	54.204	241.6	10:53:37.892
10	1	2:03.131	34.471	36.396	52.264	240.5	10:55:41.023
11	1	2:02.650	34.136	36.450	52.064	241.0	10:57:43.673
12	1	2:02.431	34.050	36.483	51.898	242.1	10:59:46.104
13	1	2:12.493 P	34.211	36.752	1:01.530	241.0	11:01:58.597

59

1 Martin Kodrić McLaren 720 s
 2 Henrique Chaves Teo Martín Motorsport

Lap	D	Time	Sector 1	Sector 2	Sector 3	T. Spd	Elapsed
1	1	10:33:21.271	10:31:40.675	42.521	58.075		10:33:21.271
2	1	2:07.874	35.819	38.924	53.131	238.4	10:35:29.145
3	1	2:11.091 P	33.774	37.460	59.857	238.9	10:37:40.236
4	1	3:23.509	1:52.493	38.027	52.989		10:41:03.745
5	1	2:06.864	34.717	36.711	55.436	241.0	10:43:10.609
6	1	2:00.256	33.512	35.994	50.750	241.0	10:45:10.865
7	1	2:09.357 P	33.180	36.482	59.695	240.5	10:47:20.222
8	1	7:07.807	5:35.528	37.862	54.417		10:54:28.029
9	1	2:03.439	34.663	37.160	51.616	238.9	10:56:31.468
10	1	1:59.730	33.192	35.958	50.580	241.6	10:58:31.198
11	1	2:14.614 P	34.735	37.765	1:02.114	241.6	11:00:45.812

26

1 Eliseo Martínez Lamborghini Huracan GT3
 2 Fabio Onidi Lazarus Racing

Lap	D	Time	Sector 1	Sector 2	Sector 3	T. Spd	Elapsed
1	1	10:32:14.583	10:30:43.389	38.455	52.739		10:32:14.583
2	2	2:14.802 P	34.767	38.262	1:01.773	236.3	10:34:29.385
3	2	3:06.841	1:38.163	37.131	51.547		10:37:36.226
4	2	2:01.233	33.808	36.196	51.229	242.1	10:39:37.459
5	2	2:01.408	33.616	36.488	51.304	242.1	10:41:38.867
6	2	2:01.291	33.561	36.428	51.302	240.0	10:43:40.158
7	2	2:10.877 P	33.470	37.104	1:00.303	238.4	10:45:51.035
8	2	7:52.653	6:22.563	37.771	52.319		10:53:43.688
9	2	2:00.251	33.416	36.093	50.742	241.6	10:55:43.939
10	2	2:05.995	35.076	39.048	51.871	243.2	10:57:49.934
11	2	2:22.887 P	33.431	36.652	1:12.804	242.6	11:00:12.821

63

1 Albert Costa Lamborghini Huracan GT3 EVO
 2 Giacomo Altoè Emil Frey Racing

Lap	D	Time	Sector 1	Sector 2	Sector 3	T. Spd	Elapsed
1	1	10:33:53.334	10:32:22.687	37.950	52.697		10:33:53.334
2	1	2:01.495	33.809	36.354	51.332	238.4	10:35:54.829
3	1	2:00.955	33.423	36.395	51.137	242.1	10:37:55.784
4	1	2:00.519	33.523	36.045	50.951	242.1	10:39:56.303
5	1	9:07.391 P	33.413	36.284	7:57.694	241.6	10:49:03.694
6	1	2:24.600	52.986	40.334	51.280		10:51:28.294
7	1	2:00.366	33.315	36.048	51.003	242.1	10:53:28.660
8	1	1:59.839	33.228	36.191	50.420	241.0	10:55:28.499
9	1	1:59.776	33.128	36.115	50.533	243.7	10:57:28.275
10	1	2:08.766	37.242	39.944	51.580	219.0	10:59:37.041
11	1	32.951	36.316		242.6		

27

1 Nicola De Marco Lamborghini Huracan GT3
 2 Nicolas Pohler Lazarus Racing

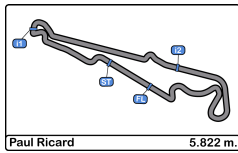
Lap	D	Time	Sector 1	Sector 2	Sector 3	T. Spd	Elapsed
1	2	10:32:19.511	10:30:47.048	39.026	53.437		10:32:19.511
2	2	2:11.740 P	35.033	37.155	59.552	232.2	10:34:31.251
3	2	3:58.761	2:30.249	36.761	51.751		10:38:30.012
4	2	2:02.513	34.287	36.905	51.321	238.9	10:40:32.525
5	2	2:02.331	34.106	36.658	51.567	240.0	10:42:34.856
6	2	2:01.845	34.076	36.614	51.155	241.0	10:44:36.701
7	2	2:01.835	33.747	36.550	51.538	238.4	10:46:38.536
8	2	2:12.934 P	33.839	37.129	1:01.966	240.0	10:48:51.470
9	2	4:01.028	2:31.577	37.323	52.128		10:52:52.498
10	2	2:00.040	33.723	34.114	52.203	239.4	10:54:52.538
11	2	2:01.373	33.479	36.633	51.261	240.0	10:56:53.911
12	2	2:01.390	33.546	36.518	51.326	240.5	10:58:55.301
13	2	2:01.013	33.472	36.453	51.088	242.1	11:00:56.314
14	2	37.296	42.901		240.5		

66

1 Kang Ling Lamborghini Huracan GT3
 2 Frederik Schandorff Vincenzo Sospiri Racing

Lap	D	Time	Sector 1	Sector 2	Sector 3	T. Spd	Elapsed
1	2	10:32:50.871	10:31:08.711	44.514	57.646		10:32:50.871
2	2	2:05.552	34.461	37.044	54.047	239.4	10:34:56.423
3	2	2:03.196	34.005	36.826	52.365	239.4	10:36:59.619
4	2	2:02.160	33.926	36.586	51.648	241.6	10:39:01.779
5	2	2:08.304	33.894	36.629	57.781	240.5	10:41:10.083
6	2	2:02.291	33.902	36.802	51.587	240.5	10:43:12.374
7	2	2:08.335 P	33.699	36.624	58.012	242.6	10:45:20.709
8	2	5:30.008	4:00.605	37.220	52.183		10:50:50.717
9	2	2:06.576	33.607	36.647	56.322	241.6	10:52:57.293
10	2	2:01.639	33.513	36.550	51.576	240.0	10:54:58.932
11	2	2:01.532	33.473	36.563	51.496	241.0	10:57:00.464
12	2	2:01.336	33.305	36.681	51.350	242.6	10:59:01.800
13	2	2:10.030 P	34.940	36.977	58.113	242.1	11:01:11.830





Paul Ricard
International GT Open
Qualifying - 1 Driver - 1
Lap Analysis

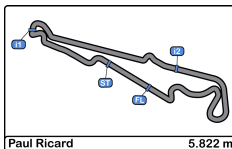


75							96														
1 Kenny Habul			Mercedes AMG GT3				1 Oliver Wilkinson			Aston Martin GT3 AMR MY2019											
PROAM			2 Thomas Jäger				Rowe Racing / SunEnergy1 Racing				PROAM			2 Bradley Ellis				Optimum Motorsport			
Lap	D	Time	Sector 1	Sector 2	Sector 3	T. Spd	Elapsed	Lap	D	Time	Sector 1	Sector 2	Sector 3	T. Spd	Elapsed						
1	2	10:32:24.826	10:30:54.434	37.965	52.427		10:32:24.826	1	1	10:32:36.793	10:30:59.490	39.459	57.844		10:32:36.793						
2	2	2:10.922 P	34.206	37.272	59.444	239.4	10:34:35.748	2	1	2:14.537 P	34.741	36.398	1:03.398	243.2	10:34:51.330						
3	2	3:07.347	1:36.851	37.353	53.143		10:37:43.095	3	1	3:04.730	1:32.263	38.899	53.568		10:37:56.060						
4	2	2:01.752	33.954	36.550	51.248	236.8	10:39:44.847	4	1	2:03.088	34.432	36.443	52.213	246.5	10:39:59.148						
5	2	2:01.014	33.554	36.464	50.996	237.8	10:41:45.861	5	1	2:02.446	34.107	36.403	51.936	242.6	10:42:01.594						
6	2	2:00.741	33.350	36.536	50.855	237.8	10:43:46.602	6	1	2:02.308	34.109	36.356	51.843	242.6	10:44:03.902						
7	2	2:08.672 P	33.255	36.609	58.808	237.8	10:45:55.274	7	1	2:08.746 P	33.825	36.361	58.560	243.2	10:46:12.648						
8	2	4:14.473	2:45.068	37.512	51.893		10:50:09.747	8	1	4:57.868	3:26.884	37.991	52.993		10:51:10.516						
9	2	2:00.679	33.520	36.560	50.599	236.8	10:52:10.426	9	1	2:04.787	34.558	37.675	52.554	242.6	10:53:15.303						
10	2	2:00.943	33.225	36.535	51.183	237.3	10:54:11.369	10	1	2:02.624	34.153	36.411	52.060	241.6	10:55:17.927						
11	2	2:00.403	33.306	36.406	50.691	238.9	10:56:11.772	11	1	2:09.774	36.551	38.102	55.121	243.7	10:57:27.701						
12	2	2:00.410	33.118	36.430	50.862	238.9	10:58:12.182	12	1	2:02.354	34.055	36.348	51.951	243.2	10:59:30.055						
13	2	2:22.511 P	33.330	38.371	1:10.810	236.3	11:00:34.693	13	1	2:01.945	33.855	36.445	51.645	244.3	11:01:32.000						
								14	1		39.620	41.984		214.7							

90							99													
1 Alberto Di Folco			Lamborghini Huracan GT3 EVO				1 António Coimbra			Mercedes AMG GT3										
PROAM			2 Christoph Lenz				Raton Racing by Target			AM			2 Luis Silva				Sports and You			
Lap	D	Time	Sector 1	Sector 2	Sector 3	T. Spd	Elapsed	Lap	D	Time	Sector 1	Sector 2	Sector 3	T. Spd	Elapsed					
1	1	10:32:32.960	10:30:57.148	37.308	58.504		10:32:32.960	1	1	10:34:38.138	10:33:03.686	38.106	56.346		10:34:38.138					
2	1	2:03.255	34.097	36.536	52.622	239.4	10:34:36.215	2	1	2:04.070	35.062	36.869	52.139	236.3	10:36:42.208					
3	1	2:01.674	34.049	36.384	51.241	237.8	10:36:37.889	3	1	2:02.823	34.313	36.698	51.812	240.0	10:38:45.031					
4	1	2:01.779	33.851	36.319	51.609	241.0	10:38:39.668	4	1	2:02.783	34.291	36.471	52.021	238.4	10:40:47.814					
5	1	2:01.571	33.790	36.244	51.537	240.0	10:40:41.239	5	1	2:02.374	34.330	36.435	51.609	238.4	10:42:50.188					
6	1	4:04.107 P	33.522	37.036	2:53.549	241.0	10:44:45.346	6	1	3:24.557 P	34.251	36.631	2:13.675	238.4	10:46:14.745					
7	1	2:34.840	51.776	37.722	1:05.342		10:47:20.186	7	1	2:21.590	51.389	37.401	52.800		10:48:36.335					
8	1	2:01.086	33.900	36.105	51.081	238.4	10:49:21.272	8	1	2:02.425	34.360	36.574	51.491	237.8	10:50:38.760					
9	1	2:01.192	33.762	36.146	51.284	239.4	10:51:22.464	9	1	2:02.343	33.941	36.478	51.924	239.4	10:52:41.103					
10	1	2:00.714	33.454	36.256	51.004	241.0	10:53:23.178	10	1	2:03.121	34.365	36.649	52.107	239.4	10:54:44.224					
11	1	2:02.708	33.492	36.299	52.917	238.9	10:55:25.886	11	1	2:01.949	34.112	36.585	51.252	238.9	10:56:46.173					
12	1	2:00.792	33.333	36.235	51.224	240.5	10:57:26.678	12	1	2:02.079	33.961	36.599	51.519	238.9	10:58:48.252					
13	1	2:02.808	33.452	36.338	53.018	241.0	10:59:29.486	13	1		36.319	39.448		239.4						
14	1	2:00.888	33.319	36.262	51.307	242.6	11:01:30.374													
15	1		34.716	38.670		242.6														

93										
1 Christopher Froggatt			Ferrari 488 GT3							
PROAM			2 Edward Cheever III				Spirit of Race / Tempesta Racing			
Lap	D	Time	Sector 1	Sector 2	Sector 3	T. Spd	Elapsed			
1	2	10:34:04.158	10:32:33.833	37.795	52.530		10:34:04.158			
2	2	2:02.269	34.055	36.556	51.658	237.8	10:36:06.427			
3	2	2:01.559	33.736	36.314	51.509	243.2	10:38:07.986			
4	2	2:01.001	33.475	36.255	51.271	242.6	10:40:08.987			
5	2	6:11.621 P	33.353	36.368	5:01.900	242.6	10:46:20.608			
6	2	2:30.426	53.601	40.430	56.395		10:48:51.034			
7	2	2:00.746	33.396	36.151	51.199	243.2	10:50:51.780			
8	2	2:08.682	33.234	41.798	53.650	244.3	10:53:00.462			
9	2		33.475	36.304		242.6				



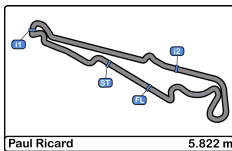


Paul Ricard
International GT Open
Qualifying - 1 Driver - 1
Best Sectors Results



Sector - 1				Sector - 2				Sector - 3				Ideal Lap vs Best Lap				
Clas	Nº	Driver	Time	Nº	Driver	Time	Nº	Driver	Time	Clas	Nº	Driver	Ideal Lap	Best Lap	Clas	
1	63	Albert Costa	32.951	27	Nicolas Pohler	34.114	6	Daniel Zampieri	50.115	1	27	Nicolas Pohler	1:58.674	2:00.040	6	
2	16	Allam Khodair	33.059	59	Martin Kodrić	35.958	16	Allam Khodair	50.352	2	16	Allam Khodair	1:59.394	1:59.576	1	
3	75	Thomas Jäger	33.118	16	Allam Khodair	35.983	63	Albert Costa	50.420	3	63	Albert Costa	1:59.416	1:59.776	4	
4	10	Fabrizio Crestani	33.170	63	Albert Costa	36.045	10	Fabrizio Crestani	50.442	4	6	Daniel Zampieri	1:59.571	1:59.668	2	
5	14	Mikaël Grenier	33.178	26	Fabio Onidi	36.093	59	Martin Kodrić	50.580	5	59	Martin Kodrić	1:59.718	1:59.730	3	
6	59	Martin Kodrić	33.180	90	Alberto Di Folco	36.105	75	Thomas Jäger	50.599	6	10	Fabrizio Crestani	1:59.821	1:59.956	5	
7	6	Daniel Zampieri	33.226	17	Andrés Saravia	36.120	26	Fabio Onidi	50.742	7	75	Thomas Jäger	2:00.123	2:00.403	8	
8	93	Edward Cheever III	33.234	93	Edward Cheever III	36.151	8	Giuseppe Cipriani	50.856	8	26	Fabio Onidi	2:00.251	2:00.251	7	
9	66	Frederik Schandorff	33.305	19	Jiatong Liang	36.173	17	Andrés Saravia	50.904	9	14	Mikaël Grenier	2:00.334	2:00.617	10	
10	90	Alberto Di Folco	33.319	14	Mikaël Grenier	36.203	14	Mikaël Grenier	50.953	10	90	Alberto Di Folco	2:00.428	2:00.792	12	
11	19	Jiatong Liang	33.342	10	Fabrizio Crestani	36.209	90	Alberto Di Folco	51.004	11	17	Andrés Saravia	2:00.429	2:00.536	9	
12	17	Andrés Saravia	33.405	7	Petru Razvan Umbrurescu	36.225	27	Nicolas Pohler	51.088	12	93	Edward Cheever III	2:00.584	2:00.746	11	
13	26	Fabio Onidi	33.416	6	Daniel Zampieri	36.230	93	Edward Cheever III	51.199	13	20	Valentin Pierburg	2:00.926	2:01.123	14	
14	20	Valentin Pierburg	33.423	20	Valentin Pierburg	36.286	20	Valentin Pierburg	51.217	14	8	Giuseppe Cipriani	2:00.951	2:00.971	13	
15	27	Nicolas Pohler	33.472	96	Oliver Wilkinson	36.348	99	António Coimbra	51.252	15	19	Jiatong Liang	2:01.039	2:01.387	16	
16	8	Giuseppe Cipriani	33.620	25	Alexander Hrachowina	36.396	9	Davide Roda	51.333	16	66	Frederik Schandorff	2:01.205	2:01.336	15	
17	7	Petru Razvan Umbrurescu	33.721	75	Thomas Jäger	36.406	66	Frederik Schandorff	51.350	17	99	António Coimbra	2:01.628	2:01.949	18	
18	96	Oliver Wilkinson	33.825	99	António Coimbra	36.435	12	Najiy Razak	51.431	18	96	Oliver Wilkinson	2:01.818	2:01.945	17	
19	9	Davide Roda	33.914	21	Duncan Cameron	36.471	19	Jiatong Liang	51.524	19	7	Petru Razvan Umbrurescu	2:01.840	2:02.108	20	
20	21	Duncan Cameron	33.921	12	Najiy Razak	36.473	96	Oliver Wilkinson	51.645	20	9	Davide Roda	2:01.847	2:01.949	19	
21	99	António Coimbra	33.941	8	Giuseppe Cipriani	36.475	7	Petru Razvan Umbrurescu	51.894	21	12	Najiy Razak	2:01.949	2:02.290	21	
22	12	Najiy Razak	34.045	66	Frederik Schandorff	36.550	25	Alexander Hrachowina	51.898	22	21	Duncan Cameron	2:02.340	2:02.594	23	
23	25	Alexander Hrachowina	34.050	9	Davide Roda	36.600	21	Duncan Cameron	51.948	23	25	Alexander Hrachowina	2:02.344	2:02.431	22	



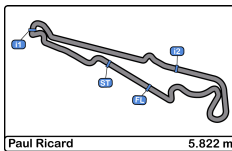


Paul Ricard
International GT Open
Qualifying - 1 Driver - 1
Best 5 Lap Times



Cl	Nº	Entrant/Team	Nat	Driver 1	Nat	Status	Driver 2	Nat	Status	Vehicle	Cat	Cl	Best 1		Best 2		Best 3		Best 4		Best 5	
													Time	Lap	Time	Lap	Time	Lap	Time	Lap	Time	Lap
1	16	Teo Martín Motorsport	ESP	Marcelo Hahn	BRA		Allam Khodair	BRA		McLaren 720 s	PROAM	1	1:59.576	10	2:00.333	6	2:00.622	4	2:00.815	5	2:01.482	3
2	6	Antonelli MotorSport	ITA	Daniel Zampieri	ITA		Alessio Rovera	ITA		Mercedes AMG GT3	PRO	1	1:59.668	8	2:00.782	4	2:00.941	3	2:01.209	2	2:01.311	5
3	59	Teo Martín Motorsport	ESP	Martin Kodrić	HRV		Henrique Chaves	PRY		McLaren 720 s	PRO	2	1:59.730	10	2:00.256	6	2:03.439	9	2:06.864	5	2:07.874	2
4	63	Emil Frey Racing	CHE	Albert Costa	ESP		Giacomo Altoè	ITA		Lamborghini Huracan GT3	PRO	3	1:59.776	9	1:59.839	8	2:00.519	4	2:00.955	3	2:01.495	2
5	10	SPS Automotive Performance	DEU	Miguel Ramos	PRY		Fabrizio Crestani	ITA		Mercedes AMG GT3	PRO	4	1:59.956	7	2:00.283	12	2:00.547	6	2:00.590	5	2:00.592	4
6	27	Lazarus Racing	ITA	Nicola De Marco	ITA		Nicolas Pohler	DEU		Lamborghini Huracan GT3	PRO	5	2:00.040	10	2:01.013	13	2:01.373	11	2:01.390	12	2:01.835	7
7	26	Lazarus Racing	ITA	Eliseo Martínez	ESP		Fabio Onidi	ITA		Lamborghini Huracan GT3	PRO	6	2:00.251	9	2:01.233	4	2:01.291	6	2:01.408	5	2:05.995	10
8	75	Rowe Racing / SunEnergy1	DEU	Kenny Habul	AUS		Thomas Jäger	DEU		Mercedes AMG GT3	PROAM	2	2:00.403	11	2:00.410	12	2:00.679	9	2:00.741	6	2:00.943	10
9	17	Teo Martín Motorsport	ESP	Fran Rueda	ESP		Andrés Saravia	GTM		McLaren 720 s	PRO	7	2:00.536	7	2:00.651	9	2:00.865	8	2:01.231	6	2:02.254	3
10	14	Emil Frey Racing	CHE	Norbert Siedler	AUT		Mikaël Grenier	CAN		Lamborghini Huracan GT3	PRO	8	2:00.617	11	2:00.632	5	2:00.672	8	2:00.724	12	2:00.733	9
11	93	Spirit of Race / Tempesta	GBR	Christopher Froggatt	GBR		Edward Cheever III	ITA		Ferrari 488 GT3	PROAM	3	2:00.746	7	2:01.001	4	2:01.559	3	2:02.269	2	2:08.682	8
12	90	Raton Racing by Target	ITA	Alberto Di Folco	ITA		Christoph Lenz	CHE		Lamborghini Huracan GT3	PROAM	4	2:00.792	12	2:00.888	14	2:01.086	8	2:01.192	9	2:01.674	3
13	8	Antonelli MotorSport	ITA	Giuseppe Cipriani	ITA					Mercedes AMG GT3	AM	1	2:00.971	12	2:01.136	10	2:01.561	6	2:01.878	5	2:02.046	9
14	20	SPS Automotive Performance	DEU	Valentin Pierburg	DEU		Tom Onslow-Cole	GBR		Mercedes AMG GT3	PROAM	5	2:01.123	12	2:01.152	11	2:01.490	9	2:01.946	5	2:02.137	4
15	66	Vincenzo Sospiri Racing	ITA	Kang Ling	CHN		Frederik Schandorff	DNK		Lamborghini Huracan GT3	PROAM	6	2:01.336	12	2:01.532	11	2:01.639	10	2:02.160	4	2:02.291	6
16	19	Raton Racing by Target	ITA	Jiatong Liang	CHN		Raffaele Giammaria	ITA		Lamborghini Huracan GT3	PROAM	7	2:01.387	13	2:01.728	10	2:01.800	8	2:01.857	5	2:02.023	4
17	96	Optimum Motorsport	GBR	Oliver Wilkinson	GBR		Bradley Ellis	GBR		Aston Martin GT3 AMR	PROAM	8	2:01.945	13	2:02.308	6	2:02.354	12	2:02.624	10	2:03.088	4
18	9	Antonelli MotorSport	ITA	Davide Roda	ITA					Mercedes AMG GT3	AM	2	2:01.949	11	2:02.445	8	2:02.672	7	2:02.710	4	2:03.998	2
19	99	Sports and You	PRY	António Coimbra	PRY		Luis Silva	PRY		Mercedes AMG GT3	AM	3	2:01.949	12	2:02.079	12	2:02.343	9	2:02.374	5	2:02.425	8
20	7	Petri Corse	ITA	Petru Razvan Umbrurescu	ROU		Jules Gounon	ITA		Bentley Continental GT3	PRO	9	2:02.108	12	2:02.147	9	2:02.605	13	2:02.852	10	2:03.630	7
21	12	Ombra Racing	ITA	Federico Leo	ITA		Najiy Razak	MYS		Lamborghini Huracan GT3	PRO	10	2:02.290	14	2:02.338	13	2:02.437	10	2:02.479	5	2:02.501	11
22	25	HTP Motorsport	DEU	Alexander Hrachowina	AUT		Martin Konrad	AUT		Mercedes AMG GT3	AM	4	2:02.431	12	2:02.650	11	2:03.131	10	2:03.138	8	2:04.146	5
23	21	Spirit of Race	ITA	Duncan Cameron	GBR		Matt Griffin	IRL		Ferrari 488 GT3	PROAM	9	2:02.594	12	2:02.822	11	2:02.878	10	2:03.423	9	2:03.579	4





Paul Ricard
International GT Open
Qualifying - 1 Driver - 1
Best 5 Top Speeds



Cl	Nº	Entrant/Team	Nat	Driver 1	Nat	Status	Driver 2	Nat	Status	Vehicle	Cat	Cl	Top 1		Top 2		Top 3		Top 4		Top 5		Avg
													Km/h	Lap	Km/h	Lap	Km/h	Lap	Km/h	Lap	Km/h	Lap	
1	7	Petri Corse	ITA	Petru Razvan Umbrurescu	ROU		Jules Gounon	ITA		Bentley Continental GT3	PRO	1	247.7	13	246.5	9	246.5	12	246.0	10	245.4	4	246.4
2	96	Optimum Motorsport	GBR	Oliver Wilkinson	GBR		Bradley Ellis	GBR		Aston Martin GT3 AMR	PROAM	1	246.5	4	244.3	13	243.7	11	243.2	2	243.2	7	244.2
3	9	Antonelli MotorSport	ITA	Daive Roda	ITA					Mercedes AMG GT3	AM	1	244.3	9	241.6	11	240.0	5	240.0	12	239.4	3	241.0
4	17	Teo Martín Motorsport	ESP	Fran Rueda	ESP		Andrés Saravia	ITA		McLaren 720 s	PRO	2	244.3	7	242.6	8	242.1	10	241.6	4	240.5	9	242.2
5	93	Spirit of Race / Tempesta	GBR	Christopher Froggatt	GBR		Edward Cheever III	ITA		Ferrari 488 GT3	PROAM	2	244.3	8	243.2	3	243.2	7	242.6	4	242.6	5	243.2
6	63	Emil Frey Racing	CHE	Albert Costa	ESP		Giacomo Altoè	ITA		Lamborghini Huracan GT3	PRO	3	243.7	9	242.6	11	242.1	3	242.1	4	242.1	7	242.5
7	14	Emil Frey Racing	CHE	Norbert Siedler	AUT		Mikaël Grenier	CAN		Lamborghini Huracan GT3	PRO	4	243.2	12	242.1	13	241.6	3	241.6	11	241.0	8	241.9
8	21	Spirit of Race	ITA	Duncan Cameron	GBR		Matt Griffin	ITA		Ferrari 488 GT3	PROAM	3	243.2	10	242.6	12	241.6	3	241.0	4	241.0	9	241.9
9	26	Lazarus Racing	ITA	Eliseo Martínez	ESP		Fabio Onidi	ITA		Lamborghini Huracan GT3	PRO	5	243.2	10	242.6	11	242.1	4	242.1	5	241.6	9	242.3
10	6	Antonelli MotorSport	ITA	Daniel Zampieri	ITA		Alessio Rovera	ITA		Mercedes AMG GT3	PRO	6	242.6	5	242.1	9	241.0	4	240.5	8	240.5	10	241.3
11	12	Ombra Racing	ITA	Federico Leo	ITA		Najiy Razak	MYS		Lamborghini Huracan GT3	PRO	7	242.6	4	240.0	10	239.4	3	239.4	5	239.4	6	240.2
12	66	Vincenzo Sospiri Racing	ITA	Kang Ling	CHN		Frederik Schandorff	DEN		Lamborghini Huracan GT3	PROAM	4	242.6	7	242.6	12	242.1	13	241.6	4	241.6	9	242.1
13	90	Raton Racing by Target	ITA	Alberto Di Folco	ITA		Christoph Lenz	CHE		Lamborghini Huracan GT3	PROAM	5	242.6	14	242.6	15	241.0	4	241.0	6	241.0	10	241.7
14	16	Teo Martín Motorsport	ESP	Marcelo Hahn	BRA		Allam Khodair	BRA		McLaren 720 s	PROAM	6	242.1	7	241.6	6	241.6	9	241.6	11	241.0	10	241.6
15	25	HTP Motorsport	DEU	Alexander Hrachowina	AUT		Martin Konrad	AUT		Mercedes AMG GT3	AM	2	242.1	12	241.6	9	241.0	11	241.0	13	240.5	2	241.2
16	27	Lazarus Racing	ITA	Nicola De Marco	ITA		Nicolas Pohler	DEU		Lamborghini Huracan GT3	PRO	8	242.1	13	241.0	6	240.5	12	240.5	14	240.0	5	240.8
17	19	Raton Racing by Target	ITA	Jiatong Liang	CAN		Raffaele Giammaria	ITA		Lamborghini Huracan GT3	PROAM	7	241.6	9	241.6	10	241.6	14	241.0	4	241.0	5	241.3
18	59	Teo Martín Motorsport	ESP	Martin Kodrić	HRV		Henrique Chaves	PRT		McLaren 720 s	PRO	9	241.6	10	241.6	11	241.0	5	241.0	6	240.5	7	241.1
19	10	SPS Automotive Performance	DEU	Miguel Ramos	PRT		Fabrizio Crestani	ITA		Mercedes AMG GT3	PRO	10	241.0	4	241.0	12	240.5	10	240.5	11	240.0	6	240.6
20	8	Antonelli MotorSport	ITA	Giuseppe Cipriani	ITA					Mercedes AMG GT3	AM	3	240.5	3	240.5	6	240.5	13	240.0	4	240.0	10	240.3
21	20	SPS Automotive Performance	DEU	Valentin Pierburg	DEU		Tom Onslow-Cole	GBR		Mercedes AMG GT3	PROAM	8	240.0	4	239.4	10	239.4	13	238.9	3	238.9	5	239.3
22	99	Sports and You	PRT	António Coimbra	PRT		Luis Silva	PRT		Mercedes AMG GT3	AM	4	240.0	3	239.4	9	239.4	10	239.4	13	238.9	11	239.4
23	75	Rowe Racing / SunEnergy1	DEU	Kenny Habul	AUS		Thomas Jäger	DEU		Mercedes AMG GT3	PROAM	9	239.4	2	238.9	11	238.9	12	237.8	5	237.8	6	238.6



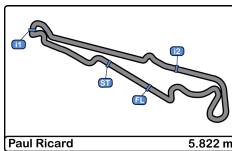


Paul Ricard
International GT Open
Qualifying - 1 Driver - 1
Fastest Laps Sequence



Lap	Time of Day	Session Time	Nº	Entrant/Team	Nat	Driver 1	Nat	Status	Driver 2	Nat	Status	Vehicle	Cat	Time	Km/h
2	10:34:21.276	4:21.276	10	SPS Automotive Performance	DEU	Miguel Ramos	PRT		<u>Fabrizio Crestani</u>	ITA		Mercedes AMG GT3	PRO	2:01.790	172.0
2	10:35:17.351	5:17.351	6	Antonelli MotorSport	ITA	<u>Daniel Zampieri</u>	ITA		Alessio Rovera	ITA		Mercedes AMG GT3	PRO	2:01.209	172.9
3	10:36:22.183	6:22.183	10	SPS Automotive Performance	DEU	Miguel Ramos	PRT		<u>Fabrizio Crestani</u>	ITA		Mercedes AMG GT3	PRO	2:00.907	173.3
4	10:38:22.775	8:22.775	10	SPS Automotive Performance	DEU	Miguel Ramos	PRT		<u>Fabrizio Crestani</u>	ITA		Mercedes AMG GT3	PRO	2:00.592	173.8
4	10:39:56.303	9:56.303	63	Emil Frey Racing	CHE	<u>Albert Costa</u>	ESP		Giacomo Altoè	ITA		Lamborghini Huracan GT3	PRO	2:00.519	173.9
6	10:43:51.854	13:51.854	16	Teo Martín Motorsport	ESP	Marcelo Hahn	BRA		<u>Allam Khodair</u>	BRA		McLaren 720 s	PROAM	2:00.333	174.1
7	10:44:23.868	14:23.868	10	SPS Automotive Performance	DEU	Miguel Ramos	PRT		<u>Fabrizio Crestani</u>	ITA		Mercedes AMG GT3	PRO	1:59.956	174.7
10	10:54:33.967	24:33.967	16	Teo Martín Motorsport	ESP	Marcelo Hahn	BRA		<u>Allam Khodair</u>	BRA		McLaren 720 s	PROAM	1:59.576	175.2



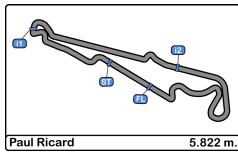


Paul Ricard
International GT Open
Qualifying - 1 Driver - 1
Event Best Maximum Speed



Nº	Entrant/Team	Nat	Driver 1	Nat	Status	Driver 2	Nat	Status	Vehicle	Cat	Km/h	Session
7	Petri Corse	ITA	Petru Razvan Umbrurescu	ROU		Jules Gounon	FRA		Bentley Continental GT3	PRO	247.7	Qualifying - 1 Driver - 1
17	Teo Martín Motorsport	ESP	Fran Rueda	ESP		Andrés Saravia	GTM		McLaren 720 s	PRO	246.5	Free Practice - 1
96	Optimum Motorsport	GBR	Oliver Wilkinson	GBR		Bradley Ellis	GBR		Aston Martin GT3 AMR	PROAM	246.5	Qualifying - 1 Driver - 1
26	Lazarus Racing	ITA	Eliseo Martínez	ESP		Fabio Onidi	ITA		Lamborghini Huracan GT3	PRO	246.0	Free Practice - 1
21	Spirit of Race	ITA	Duncan Cameron	GBR		Matt Griffin	IRL		Ferrari 488 GT3	PROAM	245.4	Free Practice - 3 - bronze drivers
9	Antonelli MotorSport	ITA	Davide Roda	ITA					Mercedes AMG GT3	AM	244.8	Free Practice - 3 - bronze drivers
93	Spirit of Race / Tempesta	GBR	Christopher Froggatt	GBR		Edward Cheever III	ITA		Ferrari 488 GT3	PROAM	244.3	Free Practice - 3 - bronze drivers
63	Emil Frey Racing	CHE	Albert Costa	ESP		Giacomo Altoè	ITA		Lamborghini Huracan GT3	PRO	243.7	Free Practice - 1
66	Vincenzo Sospiri Racing	ITA	Kang Ling	CHN		Frederik Schandorff	DNK		Lamborghini Huracan GT3	PROAM	243.7	Free Practice - 2
8	Antonelli MotorSport	ITA	Giuseppe Cipriani	ITA					Mercedes AMG GT3	AM	243.7	Free Practice - 2
20	SPS Automotive Performance	DEU	Valentin Pierburg	DEU		Tom Onslow-Cole	GBR		Mercedes AMG GT3	PROAM	243.7	Free Practice - 2
25	HTP Motorsport	DEU	Alexander Hrachowina	AUT		Martin Konrad	AUT		Mercedes AMG GT3	AM	243.7	Free Practice - 3 - bronze drivers
16	Teo Martín Motorsport	ESP	Marcelo Hahn	BRA		Allam Khodair	BRA		McLaren 720 s	PROAM	243.7	Free Practice - 3 - bronze drivers
14	Emil Frey Racing	CHE	Norbert Siedler	AUT		Mikaël Grenier	CAN		Lamborghini Huracan GT3	PRO	243.2	Free Practice - 2
27	Lazarus Racing	ITA	Nicola De Marco	ITA		Nicolas Pohler	DEU		Lamborghini Huracan GT3	PRO	243.2	Free Practice - 2
6	Antonelli MotorSport	ITA	Daniel Zampieri	ITA		Alessio Rovera	ITA		Mercedes AMG GT3	PRO	243.2	Free Practice - 2
12	Ombra Racing	ITA	Federico Leo	ITA		Najji Razak	MYS		Lamborghini Huracan GT3	PRO	242.6	Free Practice - 2
10	SPS Automotive Performance	DEU	Miguel Ramos	PRT		Fabrizio Crestani	ITA		Mercedes AMG GT3	PRO	242.6	Free Practice - 2
99	Sports and You	PRT	António Coimbra	PRT		Luis Silva	PRT		Mercedes AMG GT3	AM	242.6	Free Practice - 2
90	Raton Racing by Target	ITA	Alberto Di Folco	ITA		Christoph Lenz	CHE		Lamborghini Huracan GT3	PROAM	242.6	Qualifying - 1 Driver - 1
75	Rowe Racing / SunEnergy1	DEU	Kenny Habul	AUS		Thomas Jäger	DEU		Mercedes AMG GT3	PROAM	242.1	Free Practice - 1
19	Raton Racing by Target	ITA	Jiatong Liang	CHN		Raffaele Giammaria	ITA		Lamborghini Huracan GT3	PROAM	241.6	Free Practice - 2
59	Teo Martín Motorsport	ESP	Martin Kodrić	HRV		Henrique Chaves	PRT		McLaren 720 s	PRO	241.6	Qualifying - 1 Driver - 1





Paul Ricard
International GT Open
Qualifying - 1 Driver - 1
Pit Stop Analysis



6	Daniel Zampieri	PRO	Antonelli MotorSport
	Alessio Rovera		Mercedes AMG GT3

Nr.	In Day Time	In Time	Out Time	Pit Time	T. Pit Time	Handicap	Penalty
1	10:43:21.852	10:43:21.852	10:51:11.499	7:49.647	7:49.647		

7	Petru Razvan Umbrurescu	PRO	Petri Corse
	Jules Gounon		Bentley Continental GT3

Nr.	In Day Time	In Time	Out Time	Pit Time	T. Pit Time	Handicap	Penalty
1	10:41:17.989	10:41:17.989	10:42:34.973	1:16.984	1:16.984		

8	Giuseppe Cipriani	AM	Antonelli MotorSport
			Mercedes AMG GT3

Nr.	In Day Time	In Time	Out Time	Pit Time	T. Pit Time	Handicap	Penalty
1	10:33:18.768	10:33:18.768	10:35:19.536	2:00.768	2:00.768		
2	10:47:38.170	10:47:38.170	10:49:55.034	2:16.864	4:17.632		

9	Davide Roda	AM	Antonelli MotorSport
			Mercedes AMG GT3

Nr.	In Day Time	In Time	Out Time	Pit Time	T. Pit Time	Handicap	Penalty
1	10:42:48.176	10:42:48.176	10:44:19.895	1:31.719	1:31.719		
2	10:52:31.377	10:52:31.377	10:55:01.699	2:30.322	4:02.041		

10	Miguel Ramos	PRO	SPS Automotive Performance
	Fabrizio Crestani		Mercedes AMG GT3

Nr.	In Day Time	In Time	Out Time	Pit Time	T. Pit Time	Handicap	Penalty
1	10:46:29.726	10:46:29.726	10:53:12.308	6:42.582	6:42.582		

12	Federico Leo	PRO	Ombra Racing
	Najiy Razak		Lamborghini Huracan GT3 EVO

Nr.	In Day Time	In Time	Out Time	Pit Time	T. Pit Time	Handicap	Penalty
1	10:45:04.345	10:45:04.345	10:46:09.611	1:05.266	1:05.266		

14	Norbert Siedler	PRO	Emil Frey Racing
	Mikaël Grenier		Lamborghini Huracan GT3 EVO

Nr.	In Day Time	In Time	Out Time	Pit Time	T. Pit Time	Handicap	Penalty
1	10:44:15.832	10:44:15.832	10:49:10.403	4:54.571	4:54.571		

16	Marcelo Hahn	PROAM	Teo Martín Motorsport
	Allam Khodair		McLaren 720 s

Nr.	In Day Time	In Time	Out Time	Pit Time	T. Pit Time	Handicap	Penalty
1	10:45:51.428	10:45:51.428	10:48:30.112	2:38.684	2:38.684		

17	Fran Rueda	PRO	Teo Martín Motorsport
	Andrés Saravia		McLaren 720 s

Nr.	In Day Time	In Time	Out Time	Pit Time	T. Pit Time	Handicap	Penalty
1	10:38:29.542	10:38:29.542	10:45:31.546	7:02.004	7:02.004		

19	Jiatong Liang	PROAM	Raton Racing by Target
	Raffaele Giammaria		Lamborghini Huracan GT3 EVO

Nr.	In Day Time	In Time	Out Time	Pit Time	T. Pit Time	Handicap	Penalty
1	10:42:54.492	10:42:54.492	10:44:54.059	1:59.567	1:59.567		

20	Valentin Pierburg	PROAM	SPS Automotive Performance
	Tom Onslow-Cole		Mercedes AMG GT3

Nr.	In Day Time	In Time	Out Time	Pit Time	T. Pit Time	Handicap	Penalty
1	10:42:55.895	10:42:55.895	10:44:25.753	1:29.858	1:29.858		

21	Duncan Cameron	PROAM	Spirit of Race
	Matt Griffin		Ferrari 488 GT3

Nr.	In Day Time	In Time	Out Time	Pit Time	T. Pit Time	Handicap	Penalty
1	10:42:41.961	10:42:41.961	10:44:58.278	2:16.317	2:16.317		

25	Alexander Hrachowina	AM	HTP Motorsport
	Martin Konrad		Mercedes AMG GT3

Nr.	In Day Time	In Time	Out Time	Pit Time	T. Pit Time	Handicap	Penalty
1	10:43:05.200	10:43:05.200	10:47:25.990	4:20.790	4:20.790		

26	Eliseo Martínez	PRO	Lazarus Racing
	Fabio Onidi		Lamborghini Huracan GT3

Nr.	In Day Time	In Time	Out Time	Pit Time	T. Pit Time	Handicap	Penalty
1	10:34:20.992	10:34:20.992	10:35:34.100	1:13.108	1:13.108		
2	10:45:42.712	10:45:42.712	10:51:40.046	5:57.334	7:10.442		

27	Nicola De Marco	PRO	Lazarus Racing
	Nicolas Pohler		Lamborghini Huracan GT3

Nr.	In Day Time	In Time	Out Time	Pit Time	T. Pit Time	Handicap	Penalty
1	10:34:22.404	10:34:22.404	10:36:27.732	2:05.328	2:05.328		
2	10:48:42.645	10:48:42.645	10:50:46.361	2:03.716	4:09.044		

59	Martin Kodrić	PRO	Teo Martin Motorsport
	Henrique Chaves		McLaren 720 s

Nr.	In Day Time	In Time	Out Time	Pit Time	T. Pit Time	Handicap	Penalty
1	10:37:31.225	10:37:31.225	10:38:55.698	1:24.473	1:24.473		
2	10:47:11.703	10:47:11.703	10:52:17.317	5:05.614	6:30.087		

63	Albert Costa	PRO	Emil Frey Racing
	Giacomo Altoè		Lamborghini Huracan GT3 EVO

Nr.	In Day Time	In Time	Out Time	Pit Time	T. Pit Time	Handicap	Penalty
1	10:41:55.608	10:41:55.608	10:49:20.837	7:25.229	7:25.229		

66	Kang Ling	PROAM	Vincenzo Sospiri Racing
	Frederik Schandorff		Lamborghini Huracan GT3

Nr.	In Day Time	In Time	Out Time	Pit Time	T. Pit Time	Handicap	Penalty
1	10:45:12.347	10:45:12.347	10:48:47.829	3:35.482	3:35.482		

75	Kenny Habul	PROAM	Rowe Racing / SunEnergy1 Racing
	Thomas Jäger		Mercedes AMG GT3

Nr.	In Day Time	In Time	Out Time	Pit Time	T. Pit Time	Handicap	Penalty
1	10:34:27.352	10:34:27.352	10:35:38.420	1:11.068	1:11.068		
2	10:45:46.874	10:45:46.874	10:48:06.589	2:19.715	3:30.783		

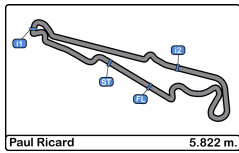
90	Alberto Di Folco	PROAM	Raton Racing by Target
	Christoph Lenz		Lamborghini Huracan GT3 EVO

Nr.	In Day Time	In Time	Out Time	Pit Time	T. Pit Time	Handicap	Penalty
1	10:42:43.022	10:42:43.022	10:45:02.383	2:19.361	2:19.361		

93	Christopher Froggatt	PROAM	Spirit of Race / Tempesta Racing
	Edward Cheever III		Ferrari 488 GT3

Nr.	In Day Time	In Time	Out Time	Pit Time	T. Pit Time	Handicap	Penalty
1	10:42:12.704	10:42:12.704	10:46:37.601	4:24.897	4:24.897		





Paul Ricard
International GT Open
Qualifying - 1 Driver - 1
Pit Stop Analysis



96

Oliver Wilkinson PROAM Optimum Motorsport

Bradley Ellis Aston Martin GT3 AMR MY2019

Nr.	In Day Time	In Time	Out Time	Pit Time	T. Pit Time	Handicap	Penalty
1	10:34:41.828	10:34:41.828	10:35:46.481	1:04.653	1:04.653		
2	10:46:04.338	10:46:04.338	10:49:04.506	3:00.168	4:04.821		

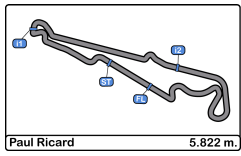
99

António Coimbra AM Sports and You

Luis Silva Mercedes AMG GT3

Nr.	In Day Time	In Time	Out Time	Pit Time	T. Pit Time	Handicap	Penalty
1	10:44:52.155	10:44:52.155	10:46:31.703	1:39.548	1:39.548		

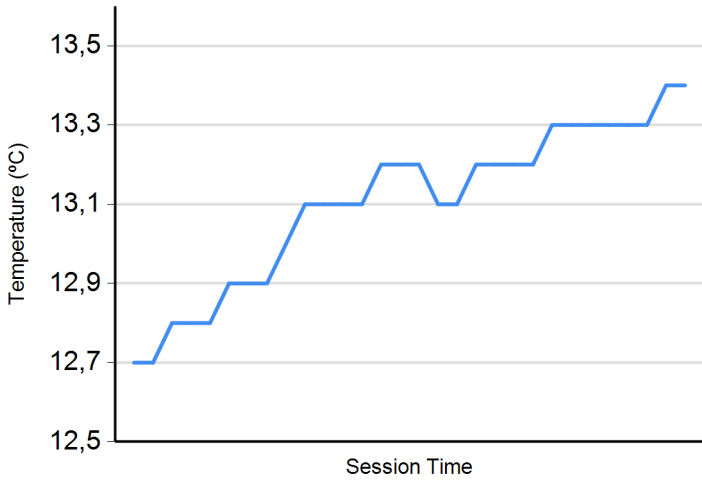




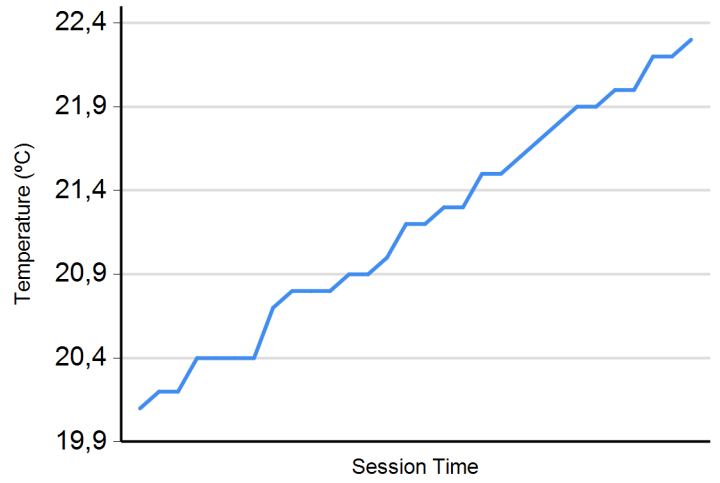
Paul Ricard
International GT Open
Qualifying - 1 Driver - 1
Weather Report



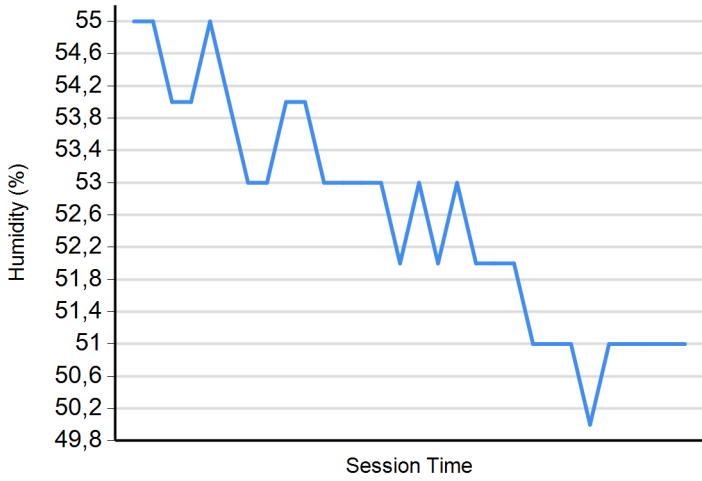
Air Temperature



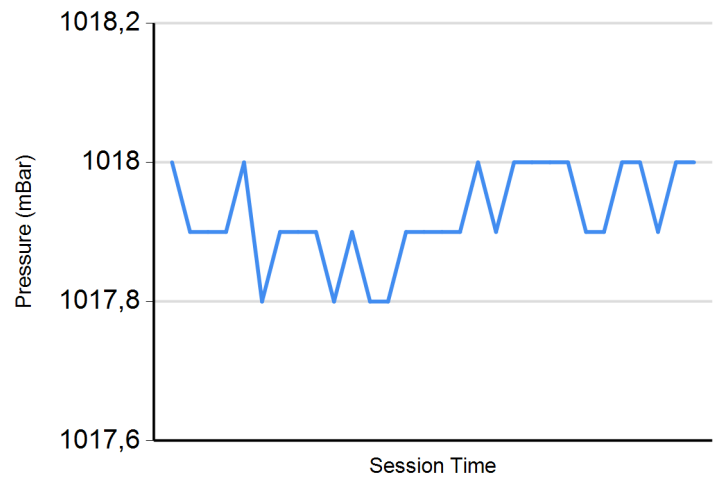
Track Temperature



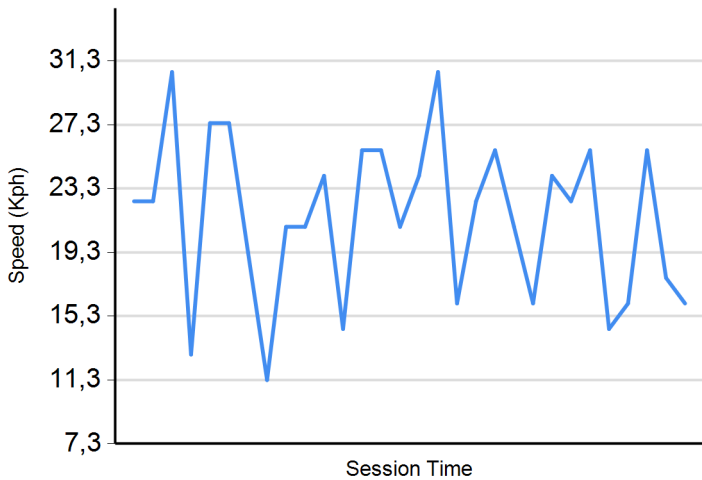
Humidity



Pressure



Wind Speed



Wind direction

North = 0°/360° Est = 90° South = 180° West = 270°

