

Hockenheimring
International GT Open
Free Practice - 2
Provisional Results



Cls	Nº	Entrant/Team	Nat	Driver 1	Nat	Driver 2	Nat	Vehicle	Cat	Cls	Laps	Best	Time	Gap	Interval	Km/h
1	90	Raton Racing by Target	ITA	Alberto Di Folco	ITA	Christoph Lenz	CHE	Lamborghini Huracan GT3 EVO	PROAM	1	24	23	1:38.311			167.4
2	75	Rowe Racing / SunEnergy1	DEU	Kenny Habul	AUS	Thomas Jäger	DEU	Mercedes AMG GT3	PROAM	2	27	15	1:38.602	0.291	0.291	166.9
3	20	SPS Automotive Performance	DEU	Valentin Pierburg	DEU	Tom Onslow-Cole	GBR	Mercedes AMG GT3	PROAM	3	16	8	1:38.618	0.307	0.016	166.9
4	27	Lazarus Racing	ITA	Nicola De Marco	ITA	Nicolas Pohler	CAN	Lamborghini Huracan GT3	PRO	1	28	21	1:38.910	0.599	0.292	166.4
5	14	Emil Frey Racing	CHE	Norbert Siedler	AUT	Mikaël Grenier	CAN	Lamborghini Huracan GT3 EVO	PRO	2	26	17	1:39.000	0.689	0.090	166.3
6	21	Spirit of Race	ITA	Duncan Cameron	GBR	Matt Griffin	IRL	Ferrari 488 GT3	PROAM	4	31	30	1:39.060	0.749	0.060	166.2
7	93	Spirit of Race / Tempesta	GBR	Christopher Froggatt	GBR	Edward Cheever III	ITA	Ferrari 488 GT3	PROAM	5	30	25	1:39.192	0.881	0.132	166.0
8	19	Raton Racing by Target	ITA	Jiatong Liang	CHN	Raffaele Giammaria	ITA	Lamborghini Huracan GT3 EVO	PROAM	6	27	19	1:39.207	0.896	0.015	165.9
9	17	Teo Martín Motorsport	ESP	Fran Rueda	ESP	Andrés Saravia	GTW	McLaren 720 s	PRO	3	6	4	1:39.232	0.921	0.025	165.9
10	63	Emil Frey Racing	CHE	Albert Costa	ESP	Giacomo Altoè	ITA	Lamborghini Huracan GT3 EVO	PRO	4	28	24	1:39.259	0.948	0.027	165.8
11	25	HTP Motorsport	DEU	Alexander Hrachowina	AUT	Martin Konrad	AUT	Mercedes AMG GT3	AM	1	25	13	1:39.405	1.094	0.146	165.6
12	6	Antonelli MotorSport	ITA	Daniel Zampieri	ITA	Alessio Rovera	ITA	Mercedes AMG GT3	PRO	5	28	13	1:39.445	1.134	0.040	165.5
13	33	HTP Motorsport / Winward	DEU	Russell Ward	USA	Indy Dontje	NLD	Mercedes AMG GT3	PROAM	7	26	15	1:39.544	1.233	0.099	165.4
14	10	SPS Automotive Performance	DEU	Miguel Ramos	PRT	Fabrizio Crestani	ITA	Mercedes AMG GT3	PRO	6	7	6	1:39.642	1.331	0.098	165.2
15	96	Optimum Motorsport	GBR	Oliver Wilkinson	GBR	Darren Turner	GBR	Aston Martin GT3 AMR MY2019	PROAM	8	30	26	1:39.686	1.375	0.044	165.1
16	66	Vincenzo Sospiri Racing	ITA	Kang Ling	CHN	Frederik Schandorff	DNK	Lamborghini Huracan GT3	PROAM	9	27	9	1:39.798	1.487	0.112	164.9
17	12	Ombra Racing	ITA	Federico Leo	ITA	Najji Razak	MYS	Lamborghini Huracan GT3 EVO	PROAM	10	29	27	1:39.841	1.530	0.043	164.9
18	26	Lazarus Racing	ITA	Eliseo Martínez	ESP	Fabio Onidi	ITA	Lamborghini Huracan GT3	PRO	7	27	6	1:39.891	1.580	0.050	164.8
19	16	Teo Martín Motorsport	ESP	Marcelo Hahn	BRA	Allam Khodair	BRA	McLaren 720 s	PROAM	11	27	8	1:39.916	1.605	0.025	164.8
20	8	Antonelli MotorSport	ITA	Giuseppe Cipriani	ITA	-	-	Mercedes AMG GT3	AM	2	26	15	1:40.126	1.815	0.210	164.4
21	59	Teo Martín Motorsport	ESP	Martin Kodrić	HRV	Henrique Chaves	PRT	McLaren 720 s	PRO	8	25	10	1:40.319	2.008	0.193	164.1
22	9	Antonelli MotorSport	ITA	Davide Roda	ITA	-	-	Mercedes AMG GT3	AM	3	25	10	1:40.803	2.492	0.484	163.3
23	99	Sports and You	PRT	António Coimbra	PRT	Luis Silva	PRT	Mercedes AMG GT3	AM	4	25	12	1:40.963	2.652	0.160	163.0
24	11	GetSpeed Performance	DEU	Janine Hill	GBR	John Shoffner	USA	Mercedes AMG GT3	AM	5	11	4	1:44.945	6.634	3.982	156.9

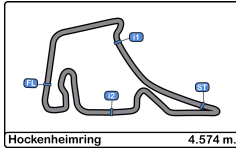
CAR 16 TIME 1:34:296 AND 1:40.624 DELETED TRACK LIMITS AT T 1
 CAR 8 TIME 1:43.101 DELETED TRACK LIMITS AT T 6
 CAR 19 TIME 1:39.747 AND 1:43.202 DELETED TRACK LIMITS AT T 1
 CAR 93 TIME 1:41.766 AND 1:42.340 DELETED TRACK LIMITS AT T 1
 CAR 59 TIME 1:40.148 DELETED TRACK LIMITS AT T 1
 CAR 96 TIME 1:40.234 DELETED TRACK LIMITS AT T6
 CAR 25 TIME 1:39.670 DELETED TRACK LIMITS AT T6
 CAR 63 TIME 1:39.536 DELETED TRACK LIMITS AT T 1

Published at:.....

Track Temp: 41.5 °C Air Temp: 24.6 °C Humidity: 32 % Track Status: DRY

Stewards:	Race Director:	Timekeeper: 
------------------	-----------------------	--





Hockenheimring
International GT Open
Free Practice - 2
Provisional Results by Class



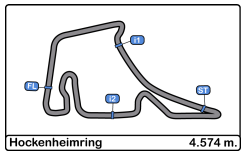
Cls	Nº	Entrant/Team	Nat	Driver 1	Nat	Status	Driver 2	Nat	Status	Vehicle	Cat	Cls	Laps	Best	Time	Gap	Interval	Km/h	
PRO																			
1	27	Lazarus Racing	ITA	Nicola De Marco	ITA		Nicolas Pohler	DEU		Lamborghini Huracan GT3	PRO	1	28	21	1:38.910				166.4
2	14	Emil Frey Racing	CHE	Norbert Siedler	AUT		Mikaël Grenier	CAN		Lamborghini Huracan GT3 EVO	PRO	2	26	17	1:39.000	0.090	0.090		166.3
3	17	Teo Martín Motorsport	ESP	Fran Rueda	ESP		Andrés Saravia	GTM		McLaren 720 s	PRO	3	6	4	1:39.232	0.322	0.232		165.9
4	63	Emil Frey Racing	CHE	Albert Costa	ESP		Giacomo Altoè	ITA		Lamborghini Huracan GT3 EVO	PRO	4	28	24	1:39.259	0.349	0.027		165.8
5	6	Antonelli MotorSport	ITA	Daniel Zampieri	ITA		Alessio Rovera	ITA		Mercedes AMG GT3	PRO	5	28	13	1:39.445	0.535	0.186		165.5
6	10	SPS Automotive Performance	DEU	Miguel Ramos	PRT		Fabrizio Crestani	ITA		Mercedes AMG GT3	PRO	6	7	6	1:39.642	0.732	0.197		165.2
7	26	Lazarus Racing	ITA	Eliseo Martínez	ESP		Fabio Onidi	ITA		Lamborghini Huracan GT3	PRO	7	27	6	1:39.891	0.981	0.249		164.8
8	59	Teo Martín Motorsport	ESP	Martin Kodrič	PRT		Henrique Chaves	PRT		McLaren 720 s	PRO	8	25	10	1:40.319	1.409	0.428		164.1
PROAM																			
1	90	Raton Racing by Target	ITA	Alberto Di Folco	ITA		Christoph Lenz	CHE		Lamborghini Huracan GT3 EVO	PROAM	1	24	23	1:38.311				167.4
2	75	Rowe Racing / SunEnergy1	DEU	Kenny Habul	AUS		Thomas Jäger	DEU		Mercedes AMG GT3	PROAM	2	27	15	1:38.602	0.291	0.291		166.9
3	20	SPS Automotive Performance	DEU	Valentin Pierburg	DEU		Tom Onslow-Cole	GBR		Mercedes AMG GT3	PROAM	3	16	8	1:38.618	0.307	0.016		166.9
4	21	Spirit of Race	ITA	Duncan Cameron	GBR		Matt Griffin	IRL		Ferrari 488 GT3	PROAM	4	31	30	1:39.060	0.749	0.442		166.2
5	93	Spirit of Race / Tempesta	GBR	Christopher Froggatt	GBR		Edward Cheever III	ITA		Ferrari 488 GT3	PROAM	5	30	25	1:39.192	0.881	0.132		166.0
6	19	Raton Racing by Target	ITA	Jiatong Liang	CHN		Raffaele Giammaria	ITA		Lamborghini Huracan GT3 EVO	PROAM	6	27	19	1:39.207	0.896	0.015		165.9
7	33	HTP Motorsport / Winward	DEU	Russell Ward	USA		Indy Dontje	NLD		Mercedes AMG GT3	PROAM	7	26	15	1:39.544	1.233	0.337		165.4
8	96	Optimum Motorsport	GBR	Oliver Wilkinson	GBR		Darren Turner	GBR		Aston Martin GT3 AMR MY2019	PROAM	8	30	26	1:39.686	1.375	0.142		165.1
9	66	Vincenzo Sospiri Racing	ITA	Kang Ling	CHN		Frederik Schandorff	DNK		Lamborghini Huracan GT3	PROAM	9	27	9	1:39.798	1.487	0.112		164.9
10	12	Ombra Racing	ITA	Federico Leo	ITA		Najjy Razak	MYS		Lamborghini Huracan GT3 EVO	PROAM	10	29	27	1:39.841	1.530	0.043		164.9
11	16	Teo Martín Motorsport	ESP	Marcelo Hahn	BRA		Allam Khodair	BRA		McLaren 720 s	PROAM	11	27	8	1:39.916	1.605	0.075		164.8
AM																			
1	25	HTP Motorsport	DEU	Alexander Hrachowina	AUT		Martin Konrad	AUT		Mercedes AMG GT3	AM	1	25	13	1:39.405				165.6
2	8	Antonelli MotorSport	ITA	Giuseppe Cipriani	ITA					Mercedes AMG GT3	AM	2	26	15	1:40.126	0.721	0.721		164.4
3	9	Antonelli MotorSport	ITA	Davide Roda	ITA					Mercedes AMG GT3	AM	3	25	10	1:40.803	1.398	0.677		163.3
4	99	Sports and You	PRT	António Coimbra	PRT		Luis Silva	PRT		Mercedes AMG GT3	AM	4	25	12	1:40.963	1.558	0.160		163.0
5	11	GetSpeed Performance	DEU	Janine Hill	GBR		John Shoffner	USA		Mercedes AMG GT3	AM	5	11	4	1:44.945	5.540	3.982		156.9

Published at:.....

Track Temp: 41.5 °C Air Temp: 24.6 °C Humidity: 32 % Track Status: DRY

Stewards:	Race Director:	Timekeeper:
------------------	-----------------------	--------------------





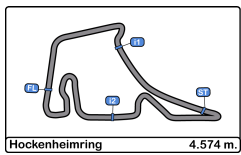
Hockenheimring
International GT Open
Free Practice - 2
Lap Analysis



6							8								
1 Daniel Zampieri							1 Giuseppe Cipriani								
Mercedes AMG GT3							Mercedes AMG GT3								
PRO							AM								
2 Alessio Rovera							2								
Antonelli MotorSport							Antonelli MotorSport								
Lap	D	Time	Sector 1	Sector 2	Sector 3	T. Spd	Elapsed	Lap	D	Time	Sector 1	Sector 2	Sector 3	T. Spd	Elapsed
1		15:37:09.805	15:35:46.554	48.035	35.216	252.9	15:37:09.805	1		15:37:04.136	15:35:37.804	50.814	35.518	243.7	15:37:04.136
2		1:43.994	23.062	47.257	33.675	258.9	15:38:53.799	2		1:46.584	24.847	48.248	33.489	256.5	15:38:50.720
3		1:41.632	22.696	46.788	32.148	257.7	15:40:35.431	3		1:43.404	22.778	47.624	32.699	227.3	15:40:33.821
4		1:41.297	22.295	46.525	32.477	260.8	15:42:16.728	4		1:41.697	22.552	46.728	32.417	257.1	15:42:15.518
5		1:48.165 P	23.100	47.657	37.408	260.8	15:44:04.893	5		1:43.250	22.789	47.955	32.506	258.9	15:43:58.768
6		3:30.172	2:11.000	46.972	32.200	255.9	15:47:35.065	6		1:48.345 P	22.745	46.769	38.831	255.3	15:45:47.113
7		1:41.614	22.679	46.778	32.157	254.7	15:49:16.679	7		3:58.826	2:38.447	48.342	32.037	257.1	15:49:45.939
8		1:41.209	22.413	46.762	32.034	257.7	15:50:57.888	8		1:40.606	22.251	46.515	31.840	255.3	15:51:26.545
9		1:48.431 P	22.442	46.860	39.129	256.5	15:52:46.319	9		1:40.466	22.166	46.310	31.990	257.1	15:53:07.011
10		4:04.861	2:46.415	46.910	31.536	252.9	15:56:51.180	10		1:40.630	22.157	46.617	31.856	256.5	15:54:47.641
11		1:40.367	22.047	46.180	32.140	257.1	15:58:31.547	11		1:50.809 P	22.466	47.866	40.477	257.1	15:56:38.450
12		1:39.858	22.267	46.251	31.340	256.5	16:00:11.405	12		4:20.841	3:02.277	46.635	31.929	256.5	16:00:59.291
13		1:39.445	21.974	46.156	31.315	255.3	16:01:50.850	13		1:40.691	22.055	46.288	32.348	257.7	16:02:39.982
14		1:45.125 P	21.929	46.287	36.909	255.9	16:03:35.975	14		1:40.433	22.086	46.411	31.936	257.7	16:04:20.415
15		4:31.460	3:09.072	48.007	34.381	256.5	16:08:07.435	15		1:40.126	22.129	46.126	31.871	256.5	16:06:00.541
16		1:39.929	22.122	46.229	31.578	255.9	16:09:47.364	16		1:52.544 P	22.651	46.633	43.260	258.3	16:07:53.085
17		1:39.585	22.003	46.109	31.473	256.5	16:11:26.949	17		6:24.647	5:03.422	46.766	34.459	257.1	16:14:17.732
18		1:44.670	22.370	47.121	35.179	259.6	16:13:11.619	18		1:40.141	22.126	46.242	31.773	255.9	16:15:57.873
19		1:51.034 P	22.054	46.424	42.556	258.9	16:15:02.653	19		1:40.461	22.435	46.219	31.807	255.3	16:17:38.334
20		5:18.759	3:59.281	47.429	32.049	252.3	16:20:21.412	20		1:51.874	29.029	50.553	32.292	247.1	16:19:30.208
21		1:41.415	22.384	46.945	32.086	254.7	16:22:02.827	21		1:43.207	24.323	47.002	31.882	257.1	16:21:13.415
22		1:41.450	22.320	46.744	32.386	256.5	16:23:44.277	22		1:47.095 P	22.470	46.396	38.229	256.5	16:23:00.510
23		1:41.490	22.372	46.612	32.506	257.7	16:25:25.767	23		5:14.375	3:54.896	47.075	32.404	254.7	16:28:14.885
24		1:41.657	22.373	46.787	32.497	255.9	16:27:07.424	24		1:41.053	22.175	46.603	32.275	257.1	16:29:55.938
25		1:47.706 P	22.505	47.247	37.954	256.5	16:28:55.130	25		1:40.887	22.389	46.353	32.145	257.1	16:31:36.825
26		4:16.739	2:57.910	46.755	32.074	255.9	16:33:11.869	26		2:32.278 P	22.136	46.499	1:23.643	257.7	16:34:09.103
27		1:41.428	22.456	46.707	32.265	253.5	16:34:53.297								
28		1:47.465 P	22.376	47.175	37.914	255.3	16:36:40.762								

9							
1 Davide Roda							
Mercedes AMG GT3							
AM							
2							
Antonelli MotorSport							
Lap	D	Time	Sector 1	Sector 2	Sector 3	T. Spd	Elapsed
1		15:37:08.882	15:35:41.560	49.621	37.701	251.7	15:37:08.882
2		1:46.243	23.627	48.370	34.246	235.2	15:38:55.125
3		1:42.085	23.140	46.630	32.315	256.5	15:40:37.210
4		1:42.166	22.698	46.665	32.803	253.5	15:42:19.376
5		1:42.173	23.041	46.638	32.494	259.6	15:44:01.549
6		1:41.846	22.472	46.777	32.597	256.5	15:45:43.395
7		1:46.651 P	22.474	46.405	37.772	255.9	15:47:30.046
8		4:28.974	3:09.780	46.790	32.404	255.3	15:51:59.020
9		1:41.201	22.372	46.351	32.478	257.7	15:53:40.221
10		1:40.803	22.234	46.400	32.169	255.9	15:55:21.024
11		1:41.044	22.216	46.706	32.122	252.9	15:57:02.068
12		1:41.438	22.540	46.462	32.436	256.5	15:58:43.506
13		1:51.358 P	22.722	46.571	42.065	257.1	16:00:34.864
14		4:19.189	2:59.524	46.972	32.693	256.5	16:04:54.053
15		1:41.845	22.555	46.825	32.465	257.7	16:06:35.898
16		1:47.348 P	22.533	46.655	38.160	255.3	16:08:23.246
17		4:00.283	2:41.074	46.835	32.374	257.1	16:12:23.529
18		1:58.980	22.399	46.345	50.236	256.5	16:14:22.509
19		1:41.549	22.349	47.101	32.099	257.7	16:16:04.058
20		1:41.771	22.241	47.116	32.414	253.5	16:17:45.829
21		1:42.212	22.336	47.005	32.871	257.1	16:19:28.041
22		2:06.095	46.782	46.909	32.404	255.3	16:21:34.136
23		1:41.589	22.426	46.847	32.316	258.3	16:23:15.725
24		1:41.720	22.414	46.754	32.552	257.7	16:24:57.445
25		1:50.413 P	22.833	47.026	40.554	256.5	16:26:47.858





Hockenheimring
International GT Open
Free Practice - 2
Lap Analysis



10

1 Miguel Ramos Mercedes AMG GT3
 2 Fabrizio Crestani SPS Automotive Performance

Lap	D	Time	Sector 1	Sector 2	Sector 3	T. Spd	Elapsed
1		15:36:44.301	15:35:25.677	46.806	31.818	254.1	15:36:44.301
2		1:40.196	21.978	46.488	31.730	257.1	15:38:24.497
3		1:39.808	21.957	46.354	31.497	257.7	15:40:04.305
4		1:39.986	21.889	46.443	31.654	257.7	15:41:44.291
5		1:39.671	21.812	46.280	31.579	258.9	15:43:23.962
6		1:39.642	21.883	46.280	31.479	259.6	15:45:03.604
7		1:45.010 P	21.830	46.419	36.761	258.3	15:46:48.614

14

1 Norbert Siedler Lamborghini Huracan GT3 EVO
 2 Mikaël Grenier Emil Frey Racing

Lap	D	Time	Sector 1	Sector 2	Sector 3	T. Spd	Elapsed
1		15:37:08.458	15:35:42.477	49.895	36.086	254.1	15:37:08.458
2		1:42.893	22.425	46.931	33.537	258.3	15:38:51.351
3		1:40.636	22.350	46.351	31.935	258.3	15:40:31.987
4		1:39.752	21.948	46.129	31.675	257.1	15:42:11.739
5		1:39.384	21.817	46.029	31.538	258.3	15:43:51.123
6		1:47.701	22.130	51.018	34.553	225.0	15:45:38.824
7		1:45.154 P	21.882	45.948	37.324	257.7	15:47:23.978

11

1 Janine Hill Mercedes AMG GT3
 2 John Shoffner GetSpeed Performance

Lap	D	Time	Sector 1	Sector 2	Sector 3	T. Spd	Elapsed
1		15:37:24.266 P	15:35:52.111	48.568	43.587	252.9	15:37:24.266
2		4:35.704	3:12.246	48.781	34.677	253.5	15:41:59.970
3		1:49.448	23.571	49.400	36.477	253.5	15:43:49.418
4		1:44.945	23.269	47.849	33.827	255.3	15:45:34.363
5		1:46.152	23.283	47.713	35.156	254.7	15:47:20.515
6		1:45.166	23.888	47.828	33.450	254.1	15:49:05.681
7		1:45.202	23.286	47.522	34.394	254.1	15:50:50.883
8		1:46.210	23.705	47.383	35.122	254.7	15:52:37.093
9		1:45.335	23.340	48.394	33.601	256.5	15:54:22.428
10		1:45.243	23.300	47.960	33.983	257.1	15:56:07.671
11		1:51.168 P	23.150	47.700	40.318	255.3	15:57:58.839

8

9 10 11 12 13 14 15 16 17 18 19 20 21 22 23 24 25 26

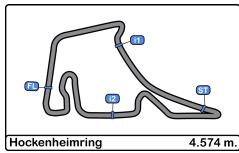
Lap	D	Time	Sector 1	Sector 2	Sector 3	T. Spd	Elapsed
8		10:31.057	9:11.028	47.075	32.954	252.3	15:57:55.035
9		1:39.506	21.913	46.100	31.493	257.7	15:59:34.541
10		1:42.263	22.504	46.633	33.126	255.3	16:01:16.804
11		1:39.292	21.899	45.965	31.428	257.7	16:02:56.096
12		1:39.291	21.911	46.031	31.349	257.7	16:04:35.387
13		1:39.353	21.795	45.956	31.602	257.7	16:06:14.740
14		1:52.524 P	22.954	49.979	39.591	255.9	16:08:07.264
15		8:12.498	6:42.222	57.807	32.469	175.6	16:16:19.762
16		1:39.120	22.039	45.854	31.227	255.9	16:17:58.882
17		1:39.000	21.681	45.837	31.482	258.3	16:19:37.882
18		1:42.525	23.390	46.844	32.291	257.7	16:21:20.407
19		1:39.671	21.843	45.879	31.949	258.9	16:23:00.078
20		1:44.847	21.900	46.141	36.806	257.7	16:24:44.925
21		1:39.682	21.830	46.058	31.794	258.3	16:26:24.607
22		1:43.960 P	21.748	46.204	36.008	257.1	16:28:08.567
23		3:34.383	2:16.733	46.123	31.527	255.9	16:31:42.950
24		1:39.398	21.877	45.958	31.563	256.5	16:33:22.348
25		1:39.493	21.857	46.021	31.615	255.9	16:35:01.841
26		1:44.314 P	21.920	45.940	36.454	257.1	16:36:46.155

12

1 Federico Leo Lamborghini Huracan GT3 EVO
 2 Najjy Razak Ombra Racing

Lap	D	Time	Sector 1	Sector 2	Sector 3	T. Spd	Elapsed
1		15:37:27.622	15:36:03.071	50.416	34.135	229.7	15:37:27.622
2		1:42.537	22.629	47.120	32.788	254.1	15:39:10.159
3		1:41.487	22.212	46.960	32.315	256.5	15:40:51.646
4		1:41.188	22.319	46.792	32.077	256.5	15:42:32.834
5		1:42.233	23.457	46.828	31.948	256.5	15:44:15.067
6		1:50.708 P	22.215	48.185	40.308	255.3	15:46:05.775
7		3:50.104	2:30.987	47.183	31.934	253.5	15:49:55.879
8		1:40.380	22.151	46.459	31.770	255.9	15:51:36.259
9		1:46.860 P	22.733	46.449	37.678	256.5	15:53:23.119
10		5:20.628	4:01.963	46.582	32.083	256.5	15:58:43.747
11		1:41.241	22.784	46.713	31.744	256.5	16:00:24.988
12		1:40.266	22.206	46.304	31.756	256.5	16:02:05.254
13		1:42.214	22.404	46.401	33.409	256.5	16:03:47.468
14		1:40.067	22.107	46.334	31.626	257.7	16:05:27.535
15		1:46.498 P	22.336	46.437	37.725	258.3	16:07:14.033
16		5:44.630	4:22.312	49.730	32.588	236.8	16:12:58.663
17		1:42.036	22.502	47.087	32.447	255.9	16:14:40.699
18		1:41.549	22.399	46.758	32.392	254.7	16:16:22.248
19		1:41.318	22.262	46.687	32.369	255.9	16:18:03.566
20		1:41.157	22.240	46.759	32.158	255.9	16:19:44.723
21		1:44.301	23.339	47.475	33.487	255.3	16:21:29.024
22		1:47.418 P	22.192	46.842	38.384	256.5	16:23:16.442
23		3:27.183	2:06.605	47.161	33.417	254.1	16:26:43.625
24		1:41.145	22.609	46.530	32.006	254.7	16:28:24.770
25		1:40.078	21.943	46.232	31.903	255.3	16:30:04.848
26		1:40.204	22.050	46.255	31.899	257.1	16:31:45.052
27		1:39.841	21.843	46.172	31.826	257.1	16:33:24.893
28		1:40.380	22.103	46.318	31.959	255.9	16:35:05.273
29		1:51.785 P	22.303	48.058	41.424	257.1	16:36:57.058





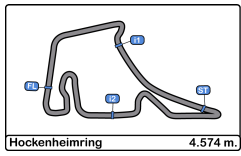
Hockenheimring
International GT Open
Free Practice - 2
Lap Analysis



16							19								
1 Marcelo Hahn			McLaren 720 s				1 Jiatong Liang			Lamborghini Huracan GT3 EVO					
PROAM			Teo Martin Motorsport				PROAM			Raton Racing by Target					
2 Allam Khodair							2 Raffaele Giammaria								
Lap	D	Time	Sector 1	Sector 2	Sector 3	T. Spd	Elapsed	Lap	D	Time	Sector 1	Sector 2	Sector 3	T. Spd	Elapsed
1		15:38:07.619	15:36:48.186	47.446	31.987	247.1	15:38:07.619	1		15:37:27.172 P	15:35:57.965	48.930	40.277	250.5	15:37:27.172
2		1:40.624	22.234	46.704	31.686	252.9	15:39:48.243	2		2:56.019	1:35.540	47.508	32.971	254.7	15:40:23.191
3		1:40.042	21.955	46.347	31.740	254.7	15:41:28.285	3		1:41.213	22.642	46.482	32.089	256.5	15:42:04.404
4		1:40.185	22.044	46.453	31.688	255.3	15:43:08.470	4		1:43.220	22.841	46.155	34.224	258.3	15:43:47.624
5		1:46.001 P	21.964	46.514	37.523	254.7	15:44:54.471	5		1:40.598	22.610	46.300	31.688	255.9	15:45:28.222
6		8:51.184	7:27.505	48.860	34.819	254.7	15:53:45.655	6		1:39.887	22.083	46.244	31.560	255.3	15:47:08.109
7		1:40.491	22.135	46.682	31.674	255.3	15:55:26.146	7		1:39.747	22.089	46.022	31.636	254.7	15:48:47.856
8		1:39.916	21.871	46.540	31.505	255.9	15:57:06.062	8		1:59.960	22.054	46.206	51.700	254.7	15:50:47.816
9		1:44.973 P	22.099	46.442	36.432	256.5	15:58:51.035	9		1:42.909	24.194	46.611	32.104	254.1	15:52:30.725
10		4:41.897	3:20.095	47.520	34.282	253.5	16:03:32.932	10		1:42.974	22.163	46.545	34.266	256.5	15:54:13.699
11		1:44.245	22.734	48.754	32.757	254.1	16:05:17.177	11		1:40.672	22.185	46.321	32.166	256.5	15:55:54.371
12		1:34.206	22.762	47.321	24.213	255.3	16:06:51.473	12		1:42.520	22.254	46.339	33.927	255.9	15:57:36.891
13		1:54.571	23.016	47.588	43.967	255.3	16:08:46.044	13		1:40.663	22.269	46.368	32.026	257.1	15:59:17.554
14		1:43.180	23.418	47.031	32.731	253.5	16:10:29.224	14		2:11.416 P	22.181	57.038	52.197	246.0	16:01:28.970
15		1:42.570	23.026	46.831	32.713	254.7	16:12:11.794	15		6:52.884	5:34.318	46.544	32.022	252.9	16:08:21.854
16		1:48.744 P	22.869	47.205	38.670	255.9	16:14:00.538	16		1:40.156	22.483	46.151	31.522	254.7	16:10:02.010
17		3:14.133	1:54.029	47.164	32.940	252.3	16:17:14.671	17		1:39.723	21.824	46.089	31.810	257.1	16:11:41.733
18		1:42.499	22.973	46.953	32.573	254.1	16:18:57.170	18		1:40.470	22.581	46.332	31.557	257.1	16:13:22.203
19		1:42.698	22.832	46.993	32.873	255.3	16:20:39.868	19		1:39.207	21.825	46.031	31.351	257.7	16:15:01.410
20		1:42.727	23.021	46.912	32.794	255.9	16:22:22.595	20		1:39.266	21.882	46.012	31.372	255.3	16:16:40.676
21		1:41.964	22.844	46.774	32.346	257.1	16:24:04.559	21		1:47.331 P	21.920	46.060	39.351	255.3	16:18:28.007
22		1:50.479 P	22.723	47.339	40.417	256.5	16:25:55.038	22		3:57.797	2:40.108	46.159	31.530	255.9	16:22:25.804
23		3:59.332	2:40.332	46.959	32.041	255.3	16:29:54.370	23		1:40.030	21.875	46.028	32.127	257.1	16:24:05.834
24		1:40.808	22.403	46.539	31.866	255.3	16:31:35.178	24		1:42.648	21.920	46.805	33.923	256.5	16:25:48.482
25		1:40.287	22.111	46.417	31.759	257.7	16:33:15.465	25		1:39.689	21.983	46.144	31.562	256.5	16:27:28.171
26		1:40.379	22.066	46.385	31.928	257.7	16:34:55.844	26		1:39.601	21.944	46.223	31.434	255.9	16:29:07.772
27		1:48.003 P	22.154	46.728	39.121	260.2	16:36:43.847	27		1:45.733 P	22.106	46.538	37.089	255.3	16:30:53.505

17							20								
1 Fran Rueda			McLaren 720 s				1 Valentin Pierburg			Mercedes AMG GT3					
PRO			Teo Martin Motorsport				PROAM			SPS Automotive Performance					
2 Andrés Saravia							2 Tom Onslow-Cole								
Lap	D	Time	Sector 1	Sector 2	Sector 3	T. Spd	Elapsed	Lap	D	Time	Sector 1	Sector 2	Sector 3	T. Spd	Elapsed
1		15:36:50.077	15:35:29.603	47.928	32.546	247.7	15:36:50.077	1		15:37:09.235	15:35:44.019	50.030	35.186	219.5	15:37:09.235
2		2:07.211 P	22.501	47.031	57.679	253.5	15:38:57.288	2		1:44.186	22.757	47.061	34.368	257.7	15:38:53.421
3		25:03.481		26:16.067	32.124	197.4	16:04:00.769	3		1:41.606	22.725	46.770	32.111	257.7	15:40:35.027
4		1:39.232	21.963	46.031	31.238	254.1	16:05:40.001	4		1:40.722	22.144	46.393	32.185	258.9	15:42:15.749
5		2:09.328 P	21.757	1:00.592	46.979	255.3	16:07:49.329	5		1:47.698 P	22.715	47.081	37.902	258.3	15:44:03.447
6		14:24.166 P	12:09.005	1:18.710	56.451	250.0	16:22:13.495	6		5:19.171	3:55.522	51.632	32.017	222.2	15:49:22.618
								7		1:38.751	21.710	45.822	31.219	257.1	15:51:01.369
								8		1:38.618	21.750	45.603	31.265	257.7	15:52:39.987
								9		1:39.075	21.707	46.259	31.109	259.6	15:54:19.062
								10		1:44.201 P	21.632	45.771	36.798	258.3	15:56:03.263
								11		3:24.064	2:04.268	47.204	32.592	255.3	15:59:27.327
								12		1:41.722	22.340	46.996	32.386	256.5	16:01:09.049
								13		1:40.312	22.026	46.432	31.854	257.1	16:02:49.361
								14		1:39.960	22.023	46.346	31.591	257.1	16:04:29.321
								15		1:40.555	22.035	46.730	31.790	258.3	16:06:09.876
								16		1:47.711 P	21.978	47.049	38.684	257.1	16:07:57.587





Hockenheimring
International GT Open
Free Practice - 2
Lap Analysis



21

1 Duncan Cameron

Ferrari 488 GT3

25

1 Alexander Hrachowina

Mercedes AMG GT3

PROAM

2 Matt Griffin

Spirit of Race

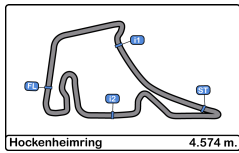
AM

2 Martin Konrad

HTP Motorsport

Lap	D	Time	Sector 1	Sector 2	Sector 3	T. Spd	Elapsed	Lap	D	Time	Sector 1	Sector 2	Sector 3	T. Spd	Elapsed
1		15:37:01.478	15:35:35.017	49.633	36.828	250.5	15:37:01.478	1		15:37:29.421	15:36:03.944	52.423	33.054	222.2	15:37:29.421
2		1:53.686	25.826	49.835	38.025	253.5	15:38:55.164	2		1:43.585	23.119	47.582	32.884	255.3	15:39:13.006
3		1:48.167	24.196	48.678	35.293	257.1	15:40:43.331	3		1:42.471	22.568	46.830	33.073	257.1	15:40:55.477
4		1:48.773	24.153	48.926	35.694	254.7	15:42:32.104	4		1:41.898	22.588	46.478	32.832	256.5	15:42:37.375
5		1:53.095	26.463	49.680	36.952	253.5	15:44:25.199	5		1:45.285	22.974	48.158	34.153	257.7	15:44:22.660
6		1:46.486	23.705	48.312	34.469	255.3	15:46:11.685	6		1:43.220	22.773	46.870	33.577	257.1	15:46:05.880
7		1:48.973	23.766	48.051	37.156	255.9	15:48:00.658	7		1:41.994	22.865	46.413	32.716	256.5	15:47:47.874
8		1:48.763	24.582	49.876	34.305	250.0	15:49:49.421	8		1:41.448	22.511	46.411	32.526	255.9	15:49:29.322
9		1:46.342	23.242	48.295	34.805	256.5	15:51:35.763	9		1:50.710 P	23.822	48.039	38.849	257.7	15:51:20.032
10		1:55.058 P	23.979	48.406	42.673	256.5	15:53:30.821	10		4:41.521	3:22.661	46.416	32.444	257.1	15:56:01.553
11		3:16.351	1:54.653	47.736	33.962	255.3	15:56:47.172	11		1:39.924	22.042	46.241	31.641	255.9	15:57:41.477
12		1:44.305	23.042	47.464	33.799	255.3	15:58:31.477	12		4:39.679	21.867	46.216	31.587	257.1	15:59:21.147
13		1:43.366	23.490	46.936	32.940	257.1	16:00:14.843	13		1:39.405	21.793	46.150	31.462	257.7	16:01:00.552
14		1:44.273	22.978	47.958	33.337	256.5	16:01:59.116	14		1:39.969	21.950	45.966	32.053	258.3	16:02:40.521
15		1:42.900	22.832	46.977	33.091	256.5	16:03:42.016	15		1:46.281 P	22.167	46.312	37.802	259.6	16:04:26.802
16		1:44.640	22.931	48.038	33.671	257.1	16:05:26.656	16		6:04.445	4:44.291	47.373	32.781	254.7	16:10:31.247
17		1:44.382	23.639	47.249	33.494	257.7	16:07:11.038	17		1:42.601	23.053	46.608	32.940	256.5	16:12:13.848
18		1:43.169	22.927	47.022	33.220	257.1	16:08:54.207	18		1:43.119	22.943	46.804	33.372	258.9	16:13:56.967
19		1:48.129 P	22.762	46.878	38.489	256.5	16:10:42.336	19		1:42.749	22.828	46.739	33.182	256.5	16:15:39.716
20		3:15.546	1:55.637	47.243	32.666	257.1	16:13:57.882	20		1:43.201	22.722	47.060	33.419	255.3	16:17:22.917
21		1:42.617	22.849	46.633	33.135	257.1	16:15:40.499	21		1:43.286	22.870	47.016	33.400	257.1	16:19:06.203
22		1:42.995	22.687	46.593	33.715	256.5	16:17:23.494	22		1:42.845	22.911	46.794	33.140	257.1	16:20:49.048
23		1:45.419	22.907	46.778	35.734	258.9	16:19:08.913	23		1:52.258 P	22.871	46.983	42.404	258.3	16:22:41.306
24		1:44.615	22.886	48.841	32.888	242.1	16:20:53.528	24		3:11.385	1:48.761	48.313	34.311	256.5	16:25:52.691
25		1:49.480 P	22.824	46.898	39.758	259.6	16:22:43.008	25		1:52.517 P	23.215	47.877	41.425	257.7	16:27:45.208
26		2:46.270	1:27.295	46.551	32.424	257.7	16:25:29.278								
27		1:39.500	21.971	46.046	31.483	258.3	16:27:08.778								
28		1:41.189	22.767	46.527	31.895	257.1	16:28:49.967								
29		1:39.291	21.792	46.007	31.492	257.1	16:30:29.258								
30		1:39.060	21.817	45.834	31.409	256.5	16:32:08.318								
31		1:45.416 P	22.166	45.848	37.402	257.1	16:33:53.734								





Hockenheimring
International GT Open
Free Practice - 2
Lap Analysis



26

1 Eliseo Martinez

Lamborghini Huracan GT3

27

1 Nicola De Marco

Lamborghini Huracan GT3

PRO

2 Fabio Onidi

Lazarus Racing

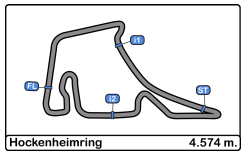
PRO

2 Nicolas Pohler

Lazarus Racing

Lap	D	Time	Sector 1	Sector 2	Sector 3	T. Spd	Elapsed	Lap	D	Time	Sector 1	Sector 2	Sector 3	T. Spd	Elapsed
1		15:37:50.274	15:36:28.856	48.309	33.109	242.1	15:37:50.274	1		15:37:12.901	15:35:37.083	57.205	38.613	204.9	15:37:12.901
2		1:40.326	22.363	46.235	31.728	260.8	15:39:30.600	2		1:51.229	25.591	51.372	34.266	197.0	15:39:04.130
3		1:43.728	22.037	46.508	35.183	261.5	15:41:14.328	3		1:45.525	23.918	47.284	34.323	254.1	15:40:49.655
4		1:40.037	22.148	46.144	31.745	260.2	15:42:54.365	4		1:40.677	22.006	46.328	32.343	255.3	15:42:30.332
5		1:40.327	22.688	46.048	31.591	260.2	15:44:34.692	5		2:09.956 P	27.697	57.019	45.240	182.4	15:44:40.288
6		1:39.891	22.165	45.995	31.731	260.8	15:46:14.583	6		5:36.457	4:17.361	47.091	32.005	251.1	15:50:16.745
7		1:53.129 P	22.767	52.489	37.873	200.3	15:48:07.712	7		1:40.808	22.160	46.473	32.175	255.3	15:51:57.553
8		5:10.181	3:47.478	49.230	33.473	256.5	15:53:17.893	8		1:39.777	21.996	46.295	31.486	257.1	15:53:37.330
9		1:42.601	22.714	47.378	32.509	260.2	15:55:00.494	9		1:39.962	21.933	46.220	31.809	257.7	15:55:17.292
10		1:40.861	22.203	46.597	32.061	259.6	15:56:41.355	10		1:39.929	21.831	46.192	31.906	257.1	15:56:57.221
11		1:42.122	22.560	47.241	32.321	260.2	15:58:23.477	11		1:41.671	22.044	47.165	32.462	257.7	15:58:38.892
12		1:40.500	22.244	46.256	32.000	260.2	16:00:03.977	12		1:48.231 P	23.254	47.502	37.475	244.3	16:00:27.123
13		1:40.148	22.116	46.311	31.721	260.8	16:01:44.125	13		3:41.723	2:20.262	47.715	33.746	254.7	16:04:08.846
14		1:43.295	22.112	48.473	32.710	259.6	16:03:27.420	14		1:40.575	22.258	46.320	31.997	257.7	16:05:49.421
15		1:41.493	22.577	46.639	32.277	260.2	16:05:08.913	15		1:41.572	22.014	47.131	32.427	257.7	16:07:30.993
16		1:40.547	22.155	46.378	32.014	262.1	16:06:49.460	16		1:40.524	22.132	46.435	31.957	257.1	16:09:11.517
17		1:48.661 P	22.306	48.263	38.092	261.5	16:08:38.121	17		1:40.338	22.021	46.455	31.862	257.7	16:10:51.855
18		5:51.355	4:26.841	49.276	35.238	257.7	16:14:29.476	18		1:40.357	22.197	46.363	31.797	258.9	16:12:32.212
19		1:41.803	22.441	46.858	32.504	260.2	16:16:11.279	19		1:50.451 P	22.462	47.895	40.094	258.9	16:14:22.663
20		1:41.847	22.505	47.113	32.229	260.8	16:17:53.126	20		3:07.498	1:49.146	46.331	32.021	255.3	16:17:30.161
21		1:40.559	22.287	46.386	31.886	261.5	16:19:33.685	21		1:38.910	21.710	45.703	31.497	257.1	16:19:09.071
22		1:43.000	23.106	47.006	32.888	261.5	16:21:16.685	22		1:41.775	22.962	46.768	32.045	258.3	16:20:50.846
23		1:40.993	22.191	46.736	32.066	262.1	16:22:57.678	23		1:48.417 P	21.845	46.031	40.541	259.6	16:22:39.263
24		1:40.929	22.269	46.557	32.103	262.1	16:24:38.607	24		5:10.095	3:47.424	49.316	33.355	244.3	16:27:49.358
25		1:42.945	23.404	47.255	32.286	261.5	16:26:21.552	25		1:40.629	22.156	46.269	32.204	257.1	16:29:29.987
26		1:40.589	22.277	46.501	31.811	260.8	16:28:02.141	26		1:40.313	22.136	46.264	31.913	257.7	16:31:10.300
27		1:44.998 P	22.195	46.361	36.442	258.9	16:29:47.139	27		1:40.933	21.949	46.193	32.791	258.9	16:32:51.233
								28		1:54.132 P	23.323	47.200	43.609	260.2	16:34:45.365





Hockenheimring
International GT Open
Free Practice - 2
Lap Analysis



33

1 Russell Ward Mercedes AMG GT3
 2 Indy Dontje HTP Motorsport / Winward Racing

63

1 Albert Costa Lamborghini Huracan GT3 EVO
 2 Giacomo Altoè Emil Frey Racing

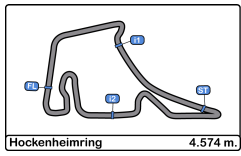
Lap	D	Time	Sector 1	Sector 2	Sector 3	T. Spd	Elapsed	Lap	D	Time	Sector 1	Sector 2	Sector 3	T. Spd	Elapsed
1		15:38:14.971	15:36:52.098	49.017	33.856	249.4	15:38:14.971	1		15:38:00.543	15:36:39.003	48.698	32.842	240.5	15:38:00.543
2		1:42.939	22.937	47.073	32.929	254.1	15:39:57.910	2		1:40.913	22.448	46.350	32.115	255.9	15:39:41.456
3		1:41.627	22.798	46.829	32.000	255.9	15:41:39.537	3		1:40.169	22.182	46.138	31.849	257.1	15:41:21.625
4		1:41.356	22.307	46.967	32.082	256.5	15:43:20.893	4		1:40.117	22.300	46.098	31.719	257.1	15:43:01.742
5		1:41.351	22.429	46.888	32.034	256.5	15:45:02.244	5		1:39.897	22.041	46.005	31.851	257.7	15:44:41.639
6		1:41.321	22.465	46.777	32.079	255.3	15:46:43.565	6		1:40.098	22.132	46.195	31.771	256.5	15:46:21.737
7		1:41.222	22.524	46.728	31.970	255.9	15:48:24.787	7		1:39.687	21.983	46.185	31.519	256.5	15:48:01.424
8		1:41.042	22.365	46.530	32.147	255.9	15:50:05.829	8		1:40.952	22.804	46.175	31.973	255.9	15:49:42.376
9		1:41.103	22.327	46.682	32.094	256.5	15:51:46.932	9		1:39.788	21.902	46.117	31.769	257.1	15:51:22.164
10		1:40.902	22.217	46.639	32.046	256.5	15:53:27.834	10		1:39.921	21.875	46.189	31.857	256.5	15:53:02.085
11		1:46.283 P	22.286	46.739	37.258	257.1	15:55:14.117	11		1:39.616	21.920	46.019	31.677	257.1	15:54:41.701
12		2:49.744	1:29.170	46.611	33.963	256.5	15:58:03.861	12		1:45.083 P	21.993	46.386	36.704	257.7	15:56:26.784
13		1:39.999	22.002	46.259	31.738	257.7	15:59:43.860	13		9:50.498	8:31.613	46.616	32.269	255.3	16:06:17.282
14		1:39.708	21.844	46.274	31.590	259.6	16:01:23.568	14		1:39.642	21.788	46.272	31.582	258.3	16:07:56.924
15		1:39.544	21.812	46.131	31.601	257.7	16:03:03.112	15		1:39.627	21.944	46.025	31.658	256.5	16:09:36.551
16		1:39.838	21.996	46.233	31.609	257.7	16:04:42.950	16		1:39.584	21.994	45.951	31.639	257.1	16:11:16.135
17		1:39.570	21.831	46.183	31.556	259.6	16:06:22.520	17		1:39.536	21.907	45.975	31.654	258.9	16:12:55.671
18		1:45.606 P	22.048	46.385	37.173	257.7	16:08:08.126	18		1:39.536	21.796	45.980	31.760	258.9	16:14:35.207
19		2:53.424 P	1:30.653	46.461	36.310	256.5	16:11:01.550	19		1:44.820 P	22.022	46.587	36.211	257.1	16:16:20.027
20		4:47.144 P	3:21.080	47.482	38.582	257.1	16:15:48.694	20		8:18.965	7:00.649	46.501	31.815	256.5	16:24:38.992
21		2:55.036 P	1:30.309	47.017	37.710	254.1	16:18:43.730	21		1:39.800	22.024	46.023	31.753	257.7	16:26:18.792
22		2:59.242 P	1:33.473	47.703	38.066	255.9	16:21:42.972	22		1:39.287	21.807	45.916	31.564	257.1	16:27:58.079
23		2:51.563 P	1:28.725	46.534	36.304	256.5	16:24:34.535	23		1:39.325	21.911	45.935	31.479	257.7	16:29:37.404
24		2:57.041 P	1:31.823	47.308	37.910	255.9	16:27:31.576	24		1:39.259	21.797	45.966	31.496	258.3	16:31:16.663
25		2:49.575 P	1:26.914	46.541	36.120	255.9	16:30:21.151	25		1:39.651	21.914	46.094	31.643	258.9	16:32:56.314
26		2:52.472 P	1:27.840	47.610	37.022	255.9	16:33:13.623	26		1:41.710	21.978	45.965	33.767	258.9	16:34:38.024

59

1 Martin Kodrić McLaren 720 s
 2 Henrique Chaves Teo Martin Motorsport

Lap	D	Time	Sector 1	Sector 2	Sector 3	T. Spd	Elapsed
1		15:37:48.895	15:36:27.360	48.960	32.575	247.1	15:37:48.895
2		1:40.761	22.182	46.780	31.799	254.1	15:39:29.656
3		1:41.657	22.220	46.822	32.615	254.7	15:41:11.313
4		1:40.880	22.494	46.564	31.822	257.1	15:42:52.193
5		1:40.443	21.904	46.709	31.830	255.9	15:44:32.636
6		1:45.735 P	21.989	46.450	37.296	255.9	15:46:18.371
7		4:03.801	2:43.562	48.123	32.116	252.9	15:50:22.172
8		1:40.926	22.009	47.144	31.773	255.3	15:52:03.098
9		1:40.148	21.808	46.685	31.655	257.7	15:53:43.246
10		1:40.319	21.870	46.712	31.737	258.3	15:55:23.565
11		1:40.550	21.999	46.545	32.006	256.5	15:57:04.115
12		1:45.662 P	22.145	46.654	36.863	257.7	15:58:49.777
13		3:20.040	2:01.499	46.582	31.959	255.9	16:02:09.817
14		1:40.585	22.168	46.614	31.803	257.1	16:03:50.402
15		1:40.866	22.109	46.928	31.829	257.1	16:05:31.268
16		1:45.537 P	22.071	46.620	36.846	258.3	16:07:16.805
17		3:31.926	2:13.104	47.012	31.810	253.5	16:10:48.731
18		1:40.344	22.192	46.449	31.703	256.5	16:12:29.075
19		1:45.904 P	22.145	46.740	37.019	257.7	16:14:14.979
20		7:11.107	5:48.723	50.091	32.293	254.1	16:21:26.086
21		1:40.705	22.182	46.514	32.009	255.9	16:23:06.791
22		1:40.802	22.245	46.565	31.992	256.5	16:24:47.593
23		1:45.652 P	22.128	46.659	36.865	256.5	16:26:33.245
24		3:29.140 P	2:05.493	46.965	36.682	255.9	16:30:02.385
25		2:41.064 P	1:17.397	47.097	36.570	256.5	16:32:43.449





Hockenheimring
International GT Open
Free Practice - 2
Lap Analysis



66

1 Kang Ling

Lamborghini Huracan GT3

75

1 Kenny Habul

Mercedes AMG GT3

PROAM

2 Frederik Schandorff

Vincenzo Sospiri Racing

PROAM

2 Thomas Jäger

Rowe Racing / SunEnergy1 Racing

Lap	D	Time	Sector 1	Sector 2	Sector 3	T. Spd	Elapsed	Lap	D	Time	Sector 1	Sector 2	Sector 3	T. Spd	Elapsed	
1		15:37:26.815	15:36:01.935	50.354	34.526	229.7	15:37:26.815	1		15:37:14.743	15:35:47.911	47.530	39.302	249.4	15:37:14.743	
2		1:45.098	23.952	47.484	33.662	255.3	15:39:11.913	2		2:20.236	57.124	47.935	35.177	252.9	15:39:34.979	
3		1:41.461	22.459	46.546	32.456	258.9	15:40:53.374	3		1:40.051	21.923	46.499	31.629	254.1	15:41:15.030	
4		1:41.143	22.387	46.577	32.179	258.9	15:42:34.517	4		1:39.797	21.917	46.161	31.719	256.5	15:42:54.827	
5		1:42.275	22.631	46.542	33.102	259.6	15:44:16.792	5		1:42.312	22.444	46.638	33.230	256.5	15:44:37.139	
6		1:50.304	P	22.567	46.541	41.196	15:46:07.096	6		1:39.486	21.810	46.250	31.426	254.7	15:46:16.625	
7		8:02.408	6:38.997	47.865	35.546	255.3	15:54:09.504	7		1:39.293	21.742	46.120	31.431	255.3	15:47:55.918	
8		1:40.027	22.138	46.027	31.862	258.3	15:55:49.531	8		1:39.649	21.808	46.578	31.263	254.1	15:49:35.567	
9		1:39.798	21.988	46.112	31.698	258.9	15:57:29.329	9		1:45.543	P	21.769	46.226	37.548	255.3	15:51:21.110
10		1:43.484	24.001	46.590	32.893	258.9	15:59:12.813	10		6:48.408	5:30.323	46.724	31.361	251.7	15:58:09.518	
11		1:39.844	21.962	46.326	31.556	257.7	16:00:52.657	11		1:38.950	21.716	46.097	31.137	254.7	15:59:48.468	
12		1:44.106	P	22.027	46.020	36.059	16:02:36.763	12		1:44.382	P	21.799	46.151	36.432	254.1	16:01:32.850
13		5:43.342	4:24.837	46.473	32.032	254.7	16:08:20.105	13		7:29.330	6:10.277	47.094	31.959	249.4	16:09:02.180	
14		1:40.791	22.378	46.499	31.914	257.1	16:10:00.896	14		1:39.174	21.888	45.997	31.289	252.9	16:10:41.354	
15		1:40.552	22.215	46.220	32.117	257.7	16:11:41.448	15		1:38.602	21.745	45.914	30.943	254.7	16:12:19.956	
16		1:51.002	P	23.407	47.738	39.857	16:13:32.450	16		1:38.951	21.751	45.973	31.227	255.9	16:13:58.907	
17		5:12.952	3:49.134	49.162	34.656	255.9	16:18:45.402	17		1:46.475	P	22.021	46.705	37.749	255.9	16:15:45.382
18		1:40.161	22.224	46.196	31.741	258.3	16:20:25.563	18		3:36.203	2:18.317	46.585	31.301	252.3	16:19:21.585	
19		1:39.933	22.071	46.059	31.803	259.6	16:22:05.496	19		1:39.050	21.767	46.006	31.277	255.3	16:21:00.635	
20		1:40.005	22.118	46.097	31.790	258.9	16:23:45.501	20		1:39.033	21.745	46.012	31.276	255.3	16:22:39.668	
21		1:50.795	P	23.973	49.298	37.524	16:25:36.296	21		1:39.036	21.707	46.185	31.144	255.3	16:24:18.704	
22		2:33.385	1:15.376	46.133	31.876	257.1	16:28:09.681	22		1:39.174	21.656	46.122	31.396	254.7	16:25:57.878	
23		1:40.339	22.200	46.369	31.770	258.3	16:29:50.020	23		1:39.574	21.721	46.101	31.752	255.9	16:27:37.452	
24		1:42.651	22.455	47.192	33.004	258.9	16:31:32.671	24		1:39.572	22.066	46.179	31.327	254.1	16:29:17.024	
25		1:41.811	22.320	46.361	33.130	260.2	16:33:14.482	25		1:39.017	21.660	46.104	31.253	254.7	16:30:56.041	
26		1:40.374	22.205	46.188	31.981	258.3	16:34:54.856	26		1:39.076	21.763	46.065	31.248	254.1	16:32:35.117	
27		1:47.522	P	22.785	46.311	38.426	16:36:42.378	27		1:46.442	P	21.751	47.627	37.064	254.1	16:34:21.559

90

1 Alberto Di Folco

Lamborghini Huracan GT3 EVO

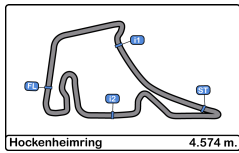
PROAM

2 Christoph Lenz

Raton Racing by Target

Lap	D	Time	Sector 1	Sector 2	Sector 3	T. Spd	Elapsed
1		15:37:32.270	15:36:09.501	48.700	34.069	250.5	15:37:32.270
2		1:44.034	23.250	47.860	32.924	254.1	15:39:16.304
3		1:54.688	22.808	58.685	33.195	255.9	15:41:10.992
4		1:43.183	22.558	47.837	32.788	252.9	15:42:54.175
5		1:44.641	24.142	47.486	33.013	254.1	15:44:38.816
6		1:53.887	22.586	46.827	44.474	255.3	15:46:32.703
7		1:43.059	22.613	47.090	33.356	254.1	15:48:15.762
8		1:42.755	22.654	47.259	32.842	255.3	15:49:58.517
9		1:43.292	22.984	47.344	32.964	255.9	15:51:41.809
10		1:49.970	P	22.639	47.378	39.953	15:53:31.779
11		2:47.403	1:27.266	47.249	32.888	255.3	15:56:19.182
12		1:41.886	22.511	46.778	32.597	255.3	15:58:01.068
13		1:41.673	22.479	46.654	32.540	255.9	15:59:42.741
14		1:42.936	22.473	47.422	33.041	255.3	16:01:25.677
15		1:42.660	22.553	46.887	33.220	256.5	16:03:08.337
16		1:49.301	P	22.543	46.936	39.822	16:04:57.638
17		4:41.040	3:22.139	46.665	32.236	254.7	16:09:38.678
18		1:40.253	21.969	46.371	31.913	256.5	16:11:18.931
19		1:48.491	21.946	46.863	39.682	258.3	16:13:07.422
20		1:47.799	P	22.412	46.679	38.708	16:14:55.221
21		4:48.044	3:22.098	45.901	40.045	255.3	16:19:43.265
22		1:39.056	21.910	45.742	31.404	257.7	16:21:22.321
23		1:38.311	21.581	45.496	31.234	258.3	16:23:00.632
24		1:44.601	P	21.836	46.118	36.647	16:24:45.233





Hockenheimring
International GT Open
Free Practice - 2
Lap Analysis



93

1 Christopher Froggatt

Ferrari 488 GT3

96

1 Oliver Wilkinson

Aston Martin GT3 AMR MY2019

PROAM

2 Edward Cheever III

Spirit of Race / Tempesta Racing

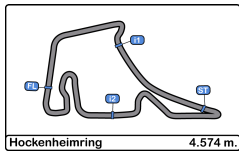
PROAM

2 Darren Turner

Optimum Motorsport

Lap	D	Time	Sector 1	Sector 2	Sector 3	T. Spd	Elapsed	Lap	D	Time	Sector 1	Sector 2	Sector 3	T. Spd	Elapsed
1		15:36:53.035	15:35:32.594	47.486	32.955	251.7	15:36:53.035	1		15:37:33.934	15:36:00.959	56.438	36.537	180.9	15:37:33.934
2		1:43.580	22.886	46.940	33.754	257.1	15:38:36.615	2		1:48.748	25.536	49.715	33.497	210.5	15:39:22.682
3		1:42.468	22.807	46.961	32.700	257.1	15:40:19.083	3		1:41.182	22.436	46.765	31.981	257.1	15:41:03.864
4		1:42.719	22.720	47.049	32.950	252.3	15:42:01.802	4		1:39.717	22.000	46.137	31.580	258.9	15:42:43.581
5		1:46.760	22.549	48.748	35.463	254.7	15:43:48.562	5		1:40.606	21.970	45.997	32.639	259.6	15:44:24.187
6		1:43.273	22.476	47.632	33.165	255.3	15:45:31.835	6		1:40.623	22.293	46.220	32.110	259.6	15:46:04.810
7		1:42.340	22.434	47.176	32.730	255.9	15:47:14.175	7		1:45.983 P	22.032	46.214	37.737	257.7	15:47:50.793
8		1:41.679	22.389	46.819	32.471	253.5	15:48:55.854	8		3:22.648	2:01.720	47.294	33.634	255.9	15:51:13.441
9		1:43.641	22.373	46.839	34.429	253.5	15:50:39.495	9		1:41.230	22.630	46.265	32.335	257.7	15:52:54.671
10		1:42.504	22.845	46.831	32.828	254.7	15:52:21.999	10		1:40.615	22.034	46.537	32.044	258.9	15:54:35.286
11		1:42.010	22.684	46.842	32.484	255.9	15:54:04.009	11		1:40.893	22.159	46.611	32.123	258.3	15:56:16.179
12		1:41.755	22.546	46.771	32.438	255.3	15:55:45.764	12		1:40.234	21.959	46.408	31.867	259.6	15:57:56.413
13		1:41.766	22.339	47.025	32.402	255.9	15:57:27.530	13		1:40.808	22.542	46.218	32.048	258.9	15:59:37.221
14		2:00.018 P	27.034	48.993	43.991	238.4	15:59:27.548	14		1:41.188	22.220	46.420	32.548	258.9	16:01:18.409
15		4:15.907	2:57.248	46.599	32.060	250.5	16:03:43.455	15		1:41.443	22.535	46.538	32.370	257.7	16:02:59.852
16		1:41.086	22.188	46.442	32.456	259.6	16:05:24.541	16		1:40.432	22.132	46.229	32.071	258.9	16:04:40.284
17		1:39.877	21.984	46.203	31.690	257.7	16:07:04.418	17		1:40.259	22.181	46.180	31.898	260.2	16:06:20.543
18		1:53.254 P	22.302	47.024	43.928	258.3	16:08:57.672	18		1:58.186 P	28.984	49.068	40.134	255.9	16:08:18.729
19		3:48.259	2:30.335	46.112	31.812	251.7	16:12:45.931	19		7:32.326	6:13.388	46.807	32.131	254.7	16:15:51.055
20		1:39.562	21.999	46.102	31.461	258.9	16:14:25.493	20		1:40.254	22.176	46.229	31.849	258.3	16:17:31.309
21		1:39.795	21.946	45.919	31.930	254.7	16:16:05.288	21		1:39.859	22.063	46.099	31.697	258.9	16:19:11.168
22		1:58.702 P	26.508	51.871	40.323	216.0	16:18:03.990	22		1:41.663	22.131	46.159	33.373	260.2	16:20:52.831
23		3:40.151	2:18.659	46.470	35.022	258.3	16:21:44.141	23		1:41.445	22.543	46.099	32.803	258.9	16:22:34.276
24		1:39.753	22.096	46.043	31.614	258.9	16:23:23.894	24		1:46.134 P	22.180	46.407	37.547	258.3	16:24:20.410
25		1:39.192	21.849	45.925	31.418	260.8	16:25:03.086	25		3:24.895	1:58.060	49.438	37.397	257.1	16:27:45.305
26		1:51.962 P	23.282	47.868	40.812	258.9	16:26:55.048	26		1:39.686	22.026	46.141	31.519	257.1	16:29:24.991
27		6:04.426	4:40.266	50.111	34.049	238.9	16:32:59.474	27		1:40.500	21.933	46.261	32.306	258.3	16:31:05.491
28		1:43.747	23.260	47.745	32.742	234.7	16:34:43.221	28		1:42.157	23.662	46.594	31.901	257.1	16:32:47.648
29		1:41.499	22.656	46.517	32.326	260.8	16:36:24.720	29		1:40.207	22.140	46.177	31.890	256.5	16:34:27.855
30		1:47.579 P	22.077	45.918	39.584	258.3	16:38:12.299	30		1:50.342 P	24.665	47.942	37.735	252.9	16:36:18.197





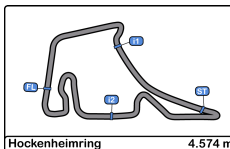
Hockenheimring
International GT Open
Free Practice - 2
Lap Analysis



99 1 António Coimbra Mercedes AMG GT3
 AM 2 Luis Silva Sports and You

Lap	D	Time	Sector 1	Sector 2	Sector 3	T. Spd	Elapsed
1		15:37:03.588	15:35:36.115	51.399	36.074	240.0	15:37:03.588
2		1:52.830	25.861	49.028	37.941	257.1	15:38:56.418
3		1:58.904 P	23.548	48.611	46.745	260.8	15:40:55.322
4		3:09.626	1:47.568	47.750	34.308	258.9	15:44:04.948
5		1:42.821	22.945	47.033	32.843	258.3	15:45:47.769
6		1:41.462	22.418	46.344	32.700	259.6	15:47:29.231
7		1:41.980	22.388	46.706	32.886	257.7	15:49:11.211
8		1:41.486	22.410	46.499	32.577	257.7	15:50:52.697
9		1:51.643 P	22.671	47.139	41.833	259.6	15:52:44.340
10		6:29.528	5:08.647	47.764	33.117	255.9	15:59:13.868
11		1:41.475	22.741	46.364	32.370	259.6	16:00:55.343
12		1:40.963	22.229	46.199	32.535	259.6	16:02:36.306
13		1:41.762	22.474	46.374	32.914	258.9	16:04:18.068
14		1:41.538	22.424	46.485	32.629	260.2	16:05:59.606
15		1:51.899 P	22.662	46.398	42.839	259.6	16:07:51.505
16		5:25.798	3:55.744	52.448	37.606	256.5	16:13:17.303
17		1:48.032	23.953	48.540	35.539	257.7	16:15:05.335
18		1:53.076 P	24.107	47.352	41.617	257.1	16:16:58.411
19		6:32.325	5:11.128	47.534	33.663	257.1	16:23:30.736
20		2:21.056	23.213	1:19.949	37.894	257.7	16:25:51.792
21		1:44.155	23.155	47.667	33.333	257.1	16:27:35.947
22		1:45.681	23.999	47.897	33.785	243.2	16:29:21.628
23		1:43.698	23.271	47.055	33.372	257.7	16:31:05.326
24		1:45.661	24.187	47.683	33.791	247.7	16:32:50.987
25		1:59.962 P	23.343	49.557	47.062	258.9	16:34:50.949



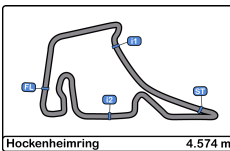


Hockenheimring
International GT Open
Free Practice - 2
Best Sectors Results



Sector - 1				Sector - 2				Sector - 3				Ideal Lap vs Best Lap				
Clas	Nº	Driver	Time	Nº	Driver	Time	Nº	Driver	Time	Clas	Nº	Driver	Ideal Lap	Best Lap	Clas	
1	90	Di Folco - Lenz	21.581	90	Di Folco - Lenz	45.496	16	Hahn - Khodair	24.213	1	16	Hahn - Khodair	1:32.431	1:39.916	19	
2	20	Pierburg - Onslow-Cole	21.632	20	Pierburg - Onslow-Cole	45.603	75	Habul - Jäger	30.943	2	90	Di Folco - Lenz	1:38.311	1:38.311	1	
3	75	Habul - Jäger	21.656	27	De Marco - Pohler	45.703	20	Pierburg - Onslow-Cole	31.109	3	20	Pierburg - Onslow-Cole	1:38.344	1:38.618	3	
4	14	Siedler - Grenier	21.681	21	Cameron - Griffin	45.834	14	Siedler - Grenier	31.227	4	75	Habul - Jäger	1:38.513	1:38.602	2	
5	27	De Marco - Pohler	21.710	14	Siedler - Grenier	45.837	90	Di Folco - Lenz	31.234	5	14	Siedler - Grenier	1:38.745	1:39.000	5	
6	17	Rueda - Saravia	21.757	75	Habul - Jäger	45.914	17	Rueda - Saravia	31.238	6	27	De Marco - Pohler	1:38.899	1:38.910	4	
7	63	Costa - Altoè	21.788	63	Costa - Altoè	45.916	6	Zampieri - Rovera	31.315	7	17	Rueda - Saravia	1:39.026	1:39.232	9	
8	21	Cameron - Griffin	21.792	93	Froggatt - Cheever III	45.918	19	Liang - Giammaria	31.351	8	21	Cameron - Griffin	1:39.035	1:39.060	6	
9	25	Hrachowina - Konrad	21.793	25	Hrachowina - Konrad	45.966	21	Cameron - Griffin	31.409	9	63	Costa - Altoè	1:39.183	1:39.259	10	
10	59	Kodrić - Chaves	21.808	26	Martínez - Onidi	45.995	93	Froggatt - Cheever III	31.418	10	93	Froggatt - Cheever III	1:39.185	1:39.192	7	
11	33	Ward - Dontje	21.812	96	Wilkinson - Turner	45.997	25	Hrachowina - Konrad	31.462	11	19	Liang - Giammaria	1:39.187	1:39.207	8	
12	10	Ramos - Crestani	21.812	19	Liang - Giammaria	46.012	63	Costa - Altoè	31.479	12	25	Hrachowina - Konrad	1:39.221	1:39.405	11	
13	19	Liang - Giammaria	21.824	66	Ling - Schandorff	46.020	10	Ramos - Crestani	31.479	13	6	Zampieri - Rovera	1:39.353	1:39.445	12	
14	12	Leo - Razak	21.843	17	Rueda - Saravia	46.031	27	De Marco - Pohler	31.486	14	96	Wilkinson - Turner	1:39.449	1:39.686	15	
15	93	Froggatt - Cheever III	21.849	6	Zampieri - Rovera	46.109	96	Wilkinson - Turner	31.519	15	33	Ward - Dontje	1:39.499	1:39.544	13	
16	16	Hahn - Khodair	21.871	8	Giuseppe Cipriani	46.126	66	Ling - Schandorff	31.556	16	66	Ling - Schandorff	1:39.538	1:39.798	16	
17	6	Zampieri - Rovera	21.929	33	Ward - Dontje	46.131	33	Ward - Dontje	31.556	17	10	Ramos - Crestani	1:39.571	1:39.642	14	
18	96	Wilkinson - Turner	21.933	12	Leo - Razak	46.172	26	Martínez - Onidi	31.591	18	26	Martínez - Onidi	1:39.623	1:39.891	18	
19	66	Ling - Schandorff	21.962	99	Coimbra - Silva	46.199	12	Leo - Razak	31.626	19	12	Leo - Razak	1:39.641	1:39.841	17	
20	26	Martínez - Onidi	22.037	10	Ramos - Crestani	46.280	59	Kodrić - Chaves	31.655	20	59	Kodrić - Chaves	1:39.912	1:40.319	21	
21	8	Giuseppe Cipriani	22.055	9	Davide Roda	46.345	8	Giuseppe Cipriani	31.773	21	8	Giuseppe Cipriani	1:39.954	1:40.126	20	
22	9	Davide Roda	22.216	16	Hahn - Khodair	46.347	9	Davide Roda	32.099	22	9	Davide Roda	1:40.660	1:40.803	22	
23	99	Coimbra - Silva	22.229	59	Kodrić - Chaves	46.449	99	Coimbra - Silva	32.370	23	99	Coimbra - Silva	1:40.798	1:40.963	23	
24	11	Hill - Shoffner	23.150	11	Hill - Shoffner	47.383	11	Hill - Shoffner	33.450	24	11	Hill - Shoffner	1:43.983	1:44.945	24	



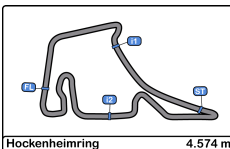


Hockenheimring
International GT Open
Free Practice - 2
Best 5 Lap Times



Cl	N°	Entrant/Team	Nat	Driver 1	Nat	Status	Driver 2	Nat	Status	Vehicle	Cat	Cl	Best 1		Best 2		Best 3		Best 4		Best 5	
													Time	Lap	Time	Lap	Time	Lap	Time	Lap	Time	Lap
1	90	Raton Racing by Target	ITA	Alberto Di Folco	ITA		Christoph Lenz	CHE		Lamborghini Huracan GT3	PROAM	1	1:38.311	23	1:39.056	22	1:40.253	18	1:41.673	13	1:41.886	12
2	75	Rowe Racing / SunEnergy1	DEU	Kenny Habul	AUS		Thomas Jäger	DEU		Mercedes AMG GT3	PROAM	2	1:38.602	15	1:38.950	11	1:38.951	16	1:39.017	25	1:39.033	20
3	20	SPS Automotive Performance	DEU	Valentin Pierburg	DEU		Tom Onslow-Cole	GBR		Mercedes AMG GT3	PROAM	3	1:38.618	8	1:38.751	7	1:39.075	9	1:39.960	14	1:40.312	13
4	27	Lazarus Racing	ITA	Nicola De Marco	ITA		Nicolas Pohler	DEU		Lamborghini Huracan GT3	PRO	1	1:38.910	21	1:39.777	8	1:39.929	10	1:39.962	9	1:40.313	26
5	14	Emil Frey Racing	CHE	Norbert Siedler	AUT		Mikaël Grenier	CAN		Lamborghini Huracan GT3	PRO	2	1:39.000	17	1:39.120	16	1:39.291	12	1:39.292	11	1:39.353	13
6	21	Spirit of Race	ITA	Duncan Cameron	GBR		Matt Griffin	IRL		Ferrari 488 GT3	PROAM	4	1:39.060	30	1:39.291	29	1:39.500	27	1:41.189	28	1:42.617	21
7	93	Spirit of Race / Tempesta	GBR	Christopher Froggatt	GBR		Edward Cheever III	ITA		Ferrari 488 GT3	PROAM	5	1:39.192	25	1:39.562	20	1:39.753	24	1:39.795	21	1:39.877	17
8	19	Raton Racing by Target	ITA	Jiatong Liang	CHN		Raffaele Giammaria	ITA		Lamborghini Huracan GT3	PROAM	6	1:39.207	19	1:39.266	20	1:39.601	26	1:39.689	25	1:39.723	17
9	17	Teo Martín Motorsport	ESP	Fran Rueda	ESP		Andrés Saravia	GTM		McLaren 720 s	PRO	3	1:39.232	4	2:07.211	2	2:09.328	5	14:24.16	6	25:03.48	3
10	63	Emil Frey Racing	CHE	Albert Costa	ESP		Giacomo Altoè	ITA		Lamborghini Huracan GT3	PRO	4	1:39.259	24	1:39.287	22	1:39.325	23	1:39.536	17	1:39.584	16
11	25	HTP Motorsport	DEU	Alexander Hrachowina	AUT		Martin Konrad	AUT		Mercedes AMG GT3	AM	1	1:39.405	13	1:39.924	11	1:39.969	14	1:41.448	8	1:41.898	4
12	6	Antonelli MotorSport	ITA	Daniel Zampieri	ITA		Alessio Rovera	ITA		Mercedes AMG GT3	PRO	5	1:39.445	13	1:39.585	17	1:39.858	12	1:39.929	16	1:40.367	11
13	33	HTP Motorsport / Winward	DEU	Russell Ward	USA		Indy Dontje	AUS		Mercedes AMG GT3	PROAM	7	1:39.544	15	1:39.570	17	1:39.708	14	1:39.838	16	1:39.999	13
14	10	SPS Automotive Performance	DEU	Miguel Ramos	PRT		Fabrizio Crestani	ITA		Mercedes AMG GT3	PRO	6	1:39.642	6	1:39.671	5	1:39.808	3	1:39.986	4	1:40.196	2
15	96	Optimum Motorsport	GBR	Oliver Wilkinson	GBR		Darren Turner	GBR		Aston Martin GT3 AMR	PROAM	8	1:39.686	26	1:39.717	4	1:39.859	21	1:40.207	29	1:40.254	20
16	66	Vincenzo Sospiri Racing	ITA	Kang Ling	CHN		Frederik Schandorff	DNK		Lamborghini Huracan GT3	PROAM	9	1:39.798	9	1:39.844	11	1:39.933	19	1:40.005	20	1:40.027	8
17	12	Ombra Racing	ITA	Federico Leo	ITA		Najiy Razak	MYS		Lamborghini Huracan GT3	PROAM	10	1:39.841	27	1:40.067	14	1:40.078	25	1:40.204	26	1:40.266	12
18	26	Lazarus Racing	ITA	Eliseo Martínez	ESP		Fabio Onidi	ITA		Lamborghini Huracan GT3	PRO	7	1:39.891	6	1:40.037	4	1:40.148	13	1:40.326	2	1:40.327	5
19	16	Teo Martín Motorsport	ESP	Marcelo Hahn	BRA		Allam Khodair	BRA		McLaren 720 s	PROAM	11	1:39.916	8	1:40.042	3	1:40.185	4	1:40.287	25	1:40.379	26
20	8	Antonelli MotorSport	ITA	Giuseppe Cipriani	ITA					Mercedes AMG GT3	AM	2	1:40.126	15	1:40.141	18	1:40.433	14	1:40.461	19	1:40.466	9
21	59	Teo Martín Motorsport	ESP	Martin Kodrić	HRV		Henrique Chaves	PRT		McLaren 720 s	PRO	8	1:40.319	10	1:40.344	18	1:40.443	5	1:40.550	11	1:40.585	14
22	9	Antonelli MotorSport	ITA	Davide Roda	ITA					Mercedes AMG GT3	AM	3	1:40.803	10	1:41.044	11	1:41.201	9	1:41.438	12	1:41.549	19
23	99	Sports and You	PRT	António Coimbra	PRT		Luis Silva	PRT		Mercedes AMG GT3	AM	4	1:40.963	12	1:41.462	6	1:41.475	11	1:41.486	8	1:41.538	14
24	11	GetSpeed Performance	DEU	Janine Hill	GBR		John Shoffner	USA		Mercedes AMG GT3	AM	5	1:44.945	4	1:45.166	6	1:45.202	7	1:45.243	10	1:45.335	9



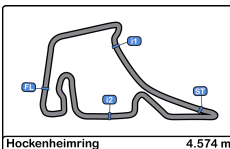


Hockenheimring
International GT Open
Free Practice - 2
Best 5 Top Speeds



Cl	Nº	Entrant/Team	Nat	Driver 1	Nat	Status	Driver 2	Nat	Status	Vehicle	Cat	Cl	Top 1		Top 2		Top 3		Top 4		Top 5		Avg
													Km/h	Lap	Km/h	Lap	Km/h	Lap	Km/h	Lap	Km/h	Lap	
1	26	Lazarus Racing	ITA	Eliseo Martínez	ESP		Fabio Onidi	ITA		Lamborghini Huracan GT3	PRO	1	262.1	16	262.1	23	262.1	24	261.5	3	261.5	17	261.8
2	66	Vincenzo Sospiri Racing	ITA	Kang Ling	CHN		Frederik Schandorff	DNK		Lamborghini Huracan GT3	PROAM	1	261.5	16	260.2	25	259.6	5	259.6	19	259.6	27	260.1
3	6	Antonelli MotorSport	ITA	Daniel Zampieri	ITA		Alessio Rovera	ITA		Mercedes AMG GT3	PRO	2	260.8	4	260.8	5	259.6	18	258.9	2	258.9	19	259.8
4	93	Spirit of Race / Tempesta	GBR	Christopher Froggatt	GBR		Edward Cheever III	ITA		Ferrari 488 GT3	PROAM	2	260.8	25	260.8	29	259.6	16	258.9	20	258.9	24	259.8
5	99	Sports and You	PRT	António Coimbra	PRT		Luis Silva	PRT		Mercedes AMG GT3	AM	1	260.8	3	260.2	14	259.6	6	259.6	9	259.6	11	259.9
6	16	Teo Martín Motorsport	ESP	Marcelo Hahn	BRA		Allam Khodair	BRA		McLaren 720 s	PROAM	3	260.2	27	257.7	25	257.7	26	257.1	21	256.5	9	257.8
7	27	Lazarus Racing	ITA	Nicola De Marco	ITA		Nicolas Pohler	DEU		Lamborghini Huracan GT3	PRO	3	260.2	28	259.6	23	258.9	18	258.9	19	258.9	27	259.3
8	96	Optimum Motorsport	GBR	Oliver Wilkinson	GBR		Darren Turner	GBR		Aston Martin GT3 AMR	PROAM	4	260.2	17	260.2	22	259.6	5	259.6	6	259.6	12	259.8
9	9	Antonelli MotorSport	ITA	Davide Roda	ITA					Mercedes AMG GT3	AM	2	259.6	5	258.3	23	257.7	9	257.7	15	257.7	19	258.2
10	10	SPS Automotive Performance	DEU	Miguel Ramos	PRT		Fabrizio Crestani	ITA		Mercedes AMG GT3	PRO	4	259.6	6	258.9	5	258.3	7	257.7	3	257.7	4	258.4
11	20	SPS Automotive Performance	DEU	Valentin Pierburg	DEU		Tom Onslow-Cole	GBR		Mercedes AMG GT3	PROAM	5	259.6	9	258.9	4	258.3	5	258.3	10	258.3	15	258.7
12	21	Spirit of Race	ITA	Duncan Cameron	GBR		Matt Griffin	IRL		Ferrari 488 GT3	PROAM	6	259.6	25	258.9	23	258.3	27	257.7	17	257.7	26	258.4
13	25	HTP Motorsport	DEU	Alexander Hrachowina	AUT		Martin Konrad	AUT		Mercedes AMG GT3	AM	3	259.6	15	258.9	18	258.3	14	258.3	23	257.7	5	258.6
14	33	HTP Motorsport / Winward	DEU	Russell Ward	USA		Indy Dontje	NLD		Mercedes AMG GT3	PROAM	7	259.6	14	259.6	17	257.7	13	257.7	15	257.7	16	258.5
15	8	Antonelli MotorSport	ITA	Giuseppe Cipriani	ITA					Mercedes AMG GT3	AM	4	258.9	5	258.3	16	257.7	13	257.7	14	257.7	26	258.1
16	14	Emil Frey Racing	CHE	Norbert Siedler	AUT		Mikaël Grenier	CAN		Lamborghini Huracan GT3	PRO	5	258.9	19	258.3	2	258.3	3	258.3	5	258.3	17	258.4
17	63	Emil Frey Racing	CHE	Albert Costa	ESP		Giacomo Altoè	ITA		Lamborghini Huracan GT3	PRO	6	258.9	17	258.9	18	258.9	25	258.9	26	258.3	14	258.8
18	90	Raton Racing by Target	ITA	Alberto Di Folco	ITA		Christoph Lenz	CHE		Lamborghini Huracan GT3	PROAM	8	258.9	24	258.3	19	258.3	23	257.7	22	257.1	20	258.1
19	12	Ombra Racing	ITA	Federico Leo	ITA		Najiy Razak	MYS		Lamborghini Huracan GT3	PROAM	9	258.3	15	257.7	14	257.1	26	257.1	27	257.1	29	257.5
20	19	Raton Racing by Target	ITA	Jiatong Liang	CHN		Raffaele Giammaria	ITA		Lamborghini Huracan GT3	PROAM	10	258.3	4	257.7	19	257.1	13	257.1	17	257.1	18	257.5
21	59	Teo Martín Motorsport	ESP	Martin Kodrić	HRV		Henrique Chaves	PRT		McLaren 720 s	PRO	7	258.3	10	258.3	16	257.7	9	257.7	12	257.7	19	258.0
22	11	GetSpeed Performance	DEU	Janine Hill	USA		John Shoffner	USA		Mercedes AMG GT3	AM	5	257.1	10	256.5	9	255.3	4	255.3	11	254.7	5	255.8
23	75	Rowe Racing / SunEnergy1	DEU	Kenny Habul	AUS		Thomas Jäger	DEU		Mercedes AMG GT3	PROAM	11	256.5	4	256.5	5	255.9	16	255.9	17	255.9	23	256.1
24	17	Teo Martín Motorsport	ESP	Fran Rueda	ESP		Andrés Saravia	CHI		McLaren 720 s	PRO	8	255.3	5	254.1	4	253.5	2	250.0	6	247.7	1	252.1



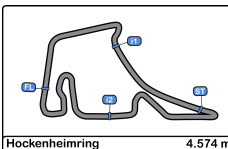


Hockenheimring
International GT Open
Free Practice - 2
Fastest Laps Sequence



Lap	Time of Day	Session Time	Nº	Entrant/Team	Nat	Driver 1	Nat	Status	Driver 2	Nat	Status	Vehicle	Cat	Time	Km/h
2	15:38:24.497	3:24.497	10	SPS Automotive Performance	DEU	Miguel Ramos	PRT		Fabrizio Crestani	ITA		Mercedes AMG GT3	PRO	1:40.196	164.3
3	15:40:04.305	5:04.305	10	SPS Automotive Performance	DEU	Miguel Ramos	PRT		Fabrizio Crestani	ITA		Mercedes AMG GT3	PRO	1:39.808	164.9
4	15:42:11.739	7:11.739	14	Emil Frey Racing	CHE	Norbert Siedler	AUT		Mikaël Grenier	CAN		Lamborghini Huracan GT3	PRO	1:39.752	165.0
4	15:42:43.581	7:43.581	96	Optimum Motorsport	GBR	Oliver Wilkinson	GBR		Darren Turner	GBR		Aston Martin GT3 AMR	PROAM	1:39.717	165.1
5	15:43:23.962	8:23.962	10	SPS Automotive Performance	DEU	Miguel Ramos	PRT		Fabrizio Crestani	ITA		Mercedes AMG GT3	PRO	1:39.671	165.2
5	15:43:51.123	8:51.123	14	Emil Frey Racing	CHE	Norbert Siedler	AUT		Mikaël Grenier	CAN		Lamborghini Huracan GT3	PRO	1:39.384	165.6
7	15:47:55.918	12:55.918	75	Rowe Racing / SunEnergy1	DEU	Kenny Habul	AUS		Thomas Jäger	DEU		Mercedes AMG GT3	PROAM	1:39.293	165.8
7	15:51:01.369	16:01.369	20	SPS Automotive Performance	DEU	Valentin Pierburg	DEU		Tom Onslow-Cole	GBR		Mercedes AMG GT3	PROAM	1:38.751	166.7
8	15:52:39.987	17:39.987	20	SPS Automotive Performance	DEU	Valentin Pierburg	DEU		Tom Onslow-Cole	GBR		Mercedes AMG GT3	PROAM	1:38.618	166.9
15	16:12:19.956	37:19.956	75	Rowe Racing / SunEnergy1	DEU	Kenny Habul	AUS		Thomas Jäger	DEU		Mercedes AMG GT3	PROAM	1:38.602	166.9
23	16:23:00.632	48:00.632	90	Raton Racing by Target	ITA	Alberto Di Folco	ITA		Christoph Lenz	CHE		Lamborghini Huracan GT3	PROAM	1:38.311	167.4





Hockenheimring International GT Open

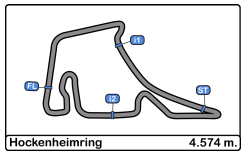
Free Practice - 2

Event Best Maximum Speed



Nº	Entrant/Team	Nat	Driver 1	Nat	Status	Driver 2	Nat	Status	Vehicle	Cat	Km/h	Session
26	Lazarus Racing	ITA	Eliseo Martínez	ESP		Fabio Onidi	ITA		Lamborghini Huracan GT3	PRO	264.0	Free Practice - 1
10	SPS Automotive Performance	DEU	Miguel Ramos	PRT		Fabrizio Crestani	ITA		Mercedes AMG GT3	PRO	261.5	Free Practice - 1
66	Vincenzo Sospiri Racing	ITA	Kang Ling	CHN		Frederik Schandorff	DNK		Lamborghini Huracan GT3	PROAM	261.5	Free Practice - 2
20	SPS Automotive Performance	DEU	Valentin Pierburg	DEU		Tom Onslow-Cole	GBR		Mercedes AMG GT3	PROAM	260.8	Free Practice - 1
99	Sports and You	PRT	António Coimbra	PRT		Luis Silva	PRT		Mercedes AMG GT3	AM	260.8	Free Practice - 2
6	Antonelli MotorSport	ITA	Daniel Zampieri	ITA		Alessio Rovera	ITA		Mercedes AMG GT3	PRO	260.8	Free Practice - 2
93	Spirit of Race / Tempesta	GBR	Christopher Froggatt	GBR		Edward Cheever III	ITA		Ferrari 488 GT3	PROAM	260.8	Free Practice - 2
27	Lazarus Racing	ITA	Nicola De Marco	ITA		Nicolas Pohler	DEU		Lamborghini Huracan GT3	PRO	260.2	Free Practice - 1
96	Optimum Motorsport	GBR	Oliver Wilkinson	GBR		Darren Turner	GBR		Aston Martin GT3 AMR	PROAM	260.2	Free Practice - 2
16	Teo Martín Motorsport	ESP	Marcelo Hahn	BRA		Allam Khodair	BRA		McLaren 720 s	PROAM	260.2	Free Practice - 2
63	Emil Frey Racing	CHE	Albert Costa	ESP		Giacomo Altoè	ITA		Lamborghini Huracan GT3	PRO	259.6	Free Practice - 1
9	Antonelli MotorSport	ITA	Davide Roda	ITA					Mercedes AMG GT3	AM	259.6	Free Practice - 2
33	HTP Motorsport / Winward	DEU	Russell Ward	USA		Indy Dontje	NLD		Mercedes AMG GT3	PROAM	259.6	Free Practice - 2
25	HTP Motorsport	DEU	Alexander Hrachowina	AUT		Martin Konrad	AUT		Mercedes AMG GT3	AM	259.6	Free Practice - 2
21	Spirit of Race	ITA	Duncan Cameron	GBR		Matt Griffin	IRL		Ferrari 488 GT3	PROAM	259.6	Free Practice - 2
12	Ombra Racing	ITA	Federico Leo	ITA		Najiy Razak	MYS		Lamborghini Huracan GT3	PROAM	258.9	Free Practice - 1
14	Emil Frey Racing	CHE	Norbert Siedler	AUT		Mikaël Grenier	CAN		Lamborghini Huracan GT3	PRO	258.9	Free Practice - 1
8	Antonelli MotorSport	ITA	Giuseppe Cipriani	ITA					Mercedes AMG GT3	AM	258.9	Free Practice - 2
90	Raton Racing by Target	ITA	Alberto Di Folco	ITA		Christoph Lenz	CHE		Lamborghini Huracan GT3	PROAM	258.9	Free Practice - 2
59	Teo Martín Motorsport	ESP	Martin Kodrić	HRV		Henrique Chaves	PRT		McLaren 720 s	PRO	258.3	Free Practice - 1
19	Raton Racing by Target	ITA	Jiatong Liang	CHN		Raffaele Giammaria	ITA		Lamborghini Huracan GT3	PROAM	258.3	Free Practice - 1
17	Teo Martín Motorsport	ESP	Fran Rueda	ESP		Andrés Saravia	GTM		McLaren 720 s	PRO	258.3	Free Practice - 1
75	Rowe Racing / SunEnergy1	DEU	Kenny Habul	AUS		Thomas Jäger	DEU		Mercedes AMG GT3	PROAM	257.7	Free Practice - 1
11	GetSpeed Performance	DEU	Janine Hill	GBR		John Shoffner	USA		Mercedes AMG GT3	AM	257.1	Free Practice - 1





Hockenheimring
International GT Open
Free Practice - 2
Pit Stop Analysis



6 Daniel Zampieri PRO Antonelli MotorSport
 Alessio Rovera Mercedes AMG GT3

Nr.	In Day Time	In Time	Out Time	Pit Time	T. Pit Time	Handicap	Penalty
1	15:44:01.437	15:44:01.437	15:45:55.844	1:54.407	1:54.407		
2	15:52:42.868	15:52:42.868	15:55:12.393	2:29.525	4:23.932		
3	16:03:32.513	16:03:32.513	16:06:24.167	2:51.654	7:15.586		
4	16:14:59.221	16:14:59.221	16:18:39.522	3:40.301	10:55.887		
5	16:28:51.643	16:28:51.643	16:31:33.281	2:41.638	13:37.525		

8 Giuseppe Cipriani AM Antonelli MotorSport
 Mercedes AMG GT3

Nr.	In Day Time	In Time	Out Time	Pit Time	T. Pit Time	Handicap	Penalty
1	15:45:43.679	15:45:43.679	15:48:03.173	2:19.494	2:19.494		
2	15:56:35.025	15:56:35.025	15:59:20.954	2:45.929	5:05.423		
3	16:07:48.530	16:07:48.530	16:12:36.084	4:47.554	9:52.977		
4	16:22:57.038	16:22:57.038	16:26:35.261	3:38.223	13:31.200		

9 Davide Roda AM Antonelli MotorSport
 Mercedes AMG GT3

Nr.	In Day Time	In Time	Out Time	Pit Time	T. Pit Time	Handicap	Penalty
1	15:47:26.555	15:47:26.555	15:50:19.699	2:53.144	2:53.144		
2	16:00:31.345	16:00:31.345	16:03:14.587	2:43.242	5:36.386		
3	16:08:19.679	16:08:19.679	16:10:43.819	2:24.140	8:00.526		

11 Janine Hill AM GetSpeed Performance
 John Shoffner Mercedes AMG GT3

Nr.	In Day Time	In Time	Out Time	Pit Time	T. Pit Time	Handicap	Penalty
1	15:37:20.807	15:37:20.807	15:40:16.166	2:55.359	2:55.359		

12 Federico Leo PROAM Ombra Racing
 Najjy Razak Lamborghini Huracan GT3 EVO

Nr.	In Day Time	In Time	Out Time	Pit Time	T. Pit Time	Handicap	Penalty
1	15:46:02.306	15:46:02.306	15:48:17.097	2:14.791	2:14.791		
2	15:53:19.655	15:53:19.655	15:57:05.110	3:45.455	6:00.246		
3	16:07:10.562	16:07:10.562	16:11:11.693	4:01.131	10:01.377		
4	16:23:12.887	16:23:12.887	16:25:02.313	1:49.426	11:50.803		

14 Norbert Siedler PRO Emil Frey Racing
 Mikaël Grenier Lamborghini Huracan GT3 EVO

Nr.	In Day Time	In Time	Out Time	Pit Time	T. Pit Time	Handicap	Penalty
1	15:47:20.341	15:47:20.341	15:56:14.547	8:54.206	8:54.206		
2	16:08:03.707	16:08:03.707	16:14:27.427	6:23.720	15:17.926		
3	16:28:04.950	16:28:04.950	16:30:04.956	2:00.006	17:17.932		

16 Marcelo Hahn PROAM Teo Martín Motorsport
 Allam Khodair McLaren 720 s

Nr.	In Day Time	In Time	Out Time	Pit Time	T. Pit Time	Handicap	Penalty
1	15:44:50.560	15:44:50.560	15:52:01.886	7:11.326	7:11.326		
2	15:58:47.472	15:58:47.472	16:01:48.815	3:01.343	10:12.669		
3	16:13:56.285	16:13:56.285	16:15:33.625	1:37.340	11:50.009		
4	16:25:50.504	16:25:50.504	16:28:14.986	2:24.482	14:14.491		

17 Fran Rueda PRO Teo Martín Motorsport
 Andrés Saravia McLaren 720 s

Nr.	In Day Time	In Time	Out Time	Pit Time	T. Pit Time	Handicap	Penalty
1	15:38:53.169	15:38:53.169	16:01:56.446	23:03.277	23:03.277		
2	16:07:43.842	16:07:43.842	16:19:35.350	11:51.508	34:54.785		

19 Jiatong Liang PROAM Raton Racing by Target
 Raffaele Giammaria Lamborghini Huracan GT3 EVO

Nr.	In Day Time	In Time	Out Time	Pit Time	T. Pit Time	Handicap	Penalty
1	15:37:23.687	15:37:23.687	15:38:43.225	1:19.538	1:19.538		
2	16:01:24.230	16:01:24.230	16:06:43.403	5:19.173	6:38.711		
3	16:18:22.784	16:18:22.784	16:20:48.673	2:25.889	9:04.600		

20 Valentin Pierburg PROAM SPS Automotive Performance
 Tom Onslow-Cole Mercedes AMG GT3

Nr.	In Day Time	In Time	Out Time	Pit Time	T. Pit Time	Handicap	Penalty
1	15:43:59.906	15:43:59.906	15:47:36.703	3:36.797	3:36.797		
2	15:55:59.743	15:55:59.743	15:57:47.153	1:47.410	5:24.207		

21 Duncan Cameron PROAM Spirit of Race
 Matt Griffin Ferrari 488 GT3

Nr.	In Day Time	In Time	Out Time	Pit Time	T. Pit Time	Handicap	Penalty
1	15:53:27.010	15:53:27.010	15:55:04.514	1:37.504	1:37.504		
2	16:10:38.606	16:10:38.606	16:12:14.349	1:35.743	3:13.247		
3	16:22:39.483	16:22:39.483	16:23:48.920	1:09.437	4:22.684		

25 Alexander Hrachowina AM HTP Motorsport
 Martin Konrad Mercedes AMG GT3

Nr.	In Day Time	In Time	Out Time	Pit Time	T. Pit Time	Handicap	Penalty
1	15:51:16.496	15:51:16.496	15:54:22.339	3:05.843	3:05.843		
2	16:04:23.306	16:04:23.306	16:08:50.790	4:27.484	7:33.327		
3	16:22:37.842	16:22:37.842	16:24:09.904	1:32.062	9:05.389		

26 Eliseo Martínez PRO Lazarus Racing
 Fabio Onidi Lamborghini Huracan GT3

Nr.	In Day Time	In Time	Out Time	Pit Time	T. Pit Time	Handicap	Penalty
1	15:48:04.238	15:48:04.238	15:51:31.151	3:26.913	3:26.913		
2	16:08:34.654	16:08:34.654	16:12:43.243	4:08.589	7:35.502		

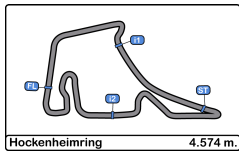
27 Nicola De Marco PRO Lazarus Racing
 Nicolas Pohler Lamborghini Huracan GT3

Nr.	In Day Time	In Time	Out Time	Pit Time	T. Pit Time	Handicap	Penalty
1	15:44:36.119	15:44:36.119	15:48:36.026	3:59.907	3:59.907		
2	16:00:23.428	16:00:23.428	16:02:25.173	2:01.745	6:01.652		
3	16:14:19.197	16:14:19.197	16:15:51.803	1:32.606	7:34.258		
4	16:22:36.030	16:22:36.030	16:26:05.776	3:29.746	11:04.004		

33 Russell Ward PROAM HTP Motorsport / Winward Racing
 Indy Dontje Mercedes AMG GT3

Nr.	In Day Time	In Time	Out Time	Pit Time	T. Pit Time	Handicap	Penalty
1	15:55:10.351	15:55:10.351	15:56:22.135	1:11.784	1:11.784		
2	16:08:04.580	16:08:04.580	16:09:18.847	1:14.267	2:26.051		
3	16:10:58.007	16:10:58.007	16:13:58.885	3:00.878	5:26.929		
4	16:15:45.173	16:15:45.173	16:16:57.843	1:12.670	6:39.599		
5	16:18:40.094	16:18:40.094	16:19:51.860	1:11.766	7:51.365		
6	16:21:39.226	16:21:39.226	16:22:51.349	1:12.123	9:03.488		
7	16:24:30.984	16:24:30.984	16:25:44.595	1:13.611	10:17.099		
8	16:27:27.840	16:27:27.840	16:28:38.022	1:10.182	11:27.281		
9	16:30:17.616	16:30:17.616	16:31:27.715	1:10.099	12:37.380		





Hockenheimring
International GT Open
Free Practice - 2
Pit Stop Analysis



59 Martin Kodrić PRO Teo Martín Motorsport
 Henrique Chaves McLaren 720 s

Nr.	In Day Time	In Time	Out Time	Pit Time	T. Pit Time	Handicap	Penalty
1	15:46:14.715	15:46:14.715	15:48:41.499	2:26.784	2:26.784		
2	15:58:46.233	15:58:46.233	16:00:31.469	1:45.236	4:12.020		
3	16:07:13.265	16:07:13.265	16:09:08.157	1:54.892	6:06.912		
4	16:14:11.325	16:14:11.325	16:19:41.930	5:30.605	11:37.517		
5	16:26:29.606	16:26:29.606	16:28:18.718	1:49.112	13:26.629		
6	16:29:58.844	16:29:58.844	16:30:59.924	1:01.080	14:27.709		

63 Albert Costa PRO Emil Frey Racing
 Giacomo Altoè Lamborghini Huracan GT3 EVO

Nr.	In Day Time	In Time	Out Time	Pit Time	T. Pit Time	Handicap	Penalty
1	15:56:23.237	15:56:23.237	16:04:38.038	8:14.801	8:14.801		
2	16:16:16.503	16:16:16.503	16:23:00.056	6:43.553	14:58.354		

66 Kang Ling PROAM Vincenzo Sospiri Racing
 Frederik Schandorff Lamborghini Huracan GT3

Nr.	In Day Time	In Time	Out Time	Pit Time	T. Pit Time	Handicap	Penalty
1	15:46:03.639	15:46:03.639	15:52:26.202	6:22.563	6:22.563		
2	16:02:33.293	16:02:33.293	16:06:41.538	4:08.245	10:30.808		
3	16:13:28.992	16:13:28.992	16:17:01.346	3:32.354	14:03.162		
4	16:25:32.817	16:25:32.817	16:26:32.332	59.515	15:02.677		

75 Kenny Habul PROAM Rowe Racing / SunEnergy1 Racing
 Thomas Jäger Mercedes AMG GT3

Nr.	In Day Time	In Time	Out Time	Pit Time	T. Pit Time	Handicap	Penalty
1	15:37:11.267	15:37:11.267	15:37:51.823	40.556	40.556		
2	15:51:17.664	15:51:17.664	15:56:31.447	5:13.783	5:54.339		
3	16:01:29.384	16:01:29.384	16:07:23.092	5:53.708	11:48.047		
4	16:15:41.899	16:15:41.899	16:17:42.926	2:01.027	13:49.074		

90 Alberto Di Folco PROAM Raton Racing by Target
 Christoph Lenz Lamborghini Huracan GT3 EVO

Nr.	In Day Time	In Time	Out Time	Pit Time	T. Pit Time	Handicap	Penalty
1	15:53:28.286	15:53:28.286	15:54:38.416	1:10.130	1:10.130		
2	16:04:53.663	16:04:53.663	16:07:59.603	3:05.940	4:16.070		
3	16:14:50.823	16:14:50.823	16:17:57.488	3:06.665	7:22.735		

93 Christopher Froggatt PROAM Spirit of Race / Tempesta Racing
 Edward Cheever III Ferrari 488 GT3

Nr.	In Day Time	In Time	Out Time	Pit Time	T. Pit Time	Handicap	Penalty
1	15:59:23.941	15:59:23.941	16:02:02.813	2:38.872	2:38.872		
2	16:08:53.478	16:08:53.478	16:11:08.259	2:14.781	4:53.653		
3	16:18:00.372	16:18:00.372	16:20:02.828	2:02.456	6:56.109		
4	16:26:51.380	16:26:51.380	16:31:14.213	4:22.833	11:18.942		

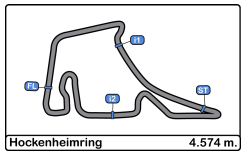
96 Oliver Wilkinson PROAM Optimum Motorsport
 Darren Turner Aston Martin GT3 AMR MY2019

Nr.	In Day Time	In Time	Out Time	Pit Time	T. Pit Time	Handicap	Penalty
1	15:47:47.233	15:47:47.233	15:49:31.992	1:44.759	1:44.759		
2	16:08:15.444	16:08:15.444	16:14:11.306	5:55.862	7:40.621		
3	16:24:16.803	16:24:16.803	16:25:58.303	1:41.500	9:22.121		

99 António Coimbra AM Sports and You
 Luis Silva Mercedes AMG GT3

Nr.	In Day Time	In Time	Out Time	Pit Time	T. Pit Time	Handicap	Penalty
1	15:40:51.665	15:40:51.665	15:42:22.548	1:30.883	1:30.883		
2	15:52:40.405	15:52:40.405	15:57:31.972	4:51.567	6:22.450		
3	16:07:46.622	16:07:46.622	16:11:25.222	3:38.600	10:01.050		
4	16:16:54.510	16:16:54.510	16:21:47.663	4:53.153	14:54.203		

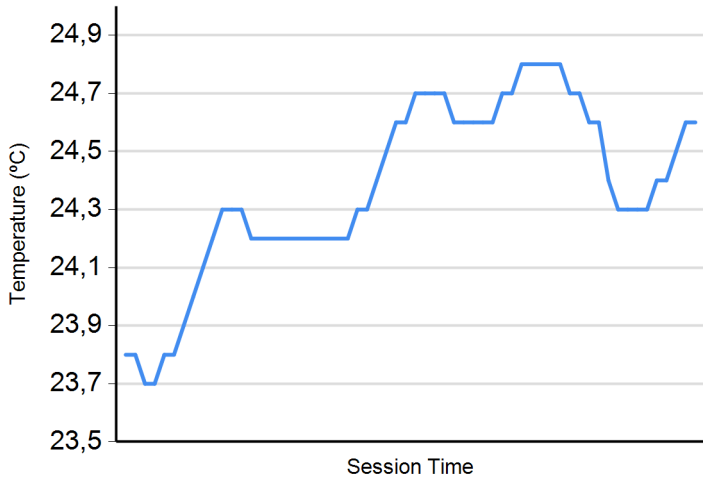




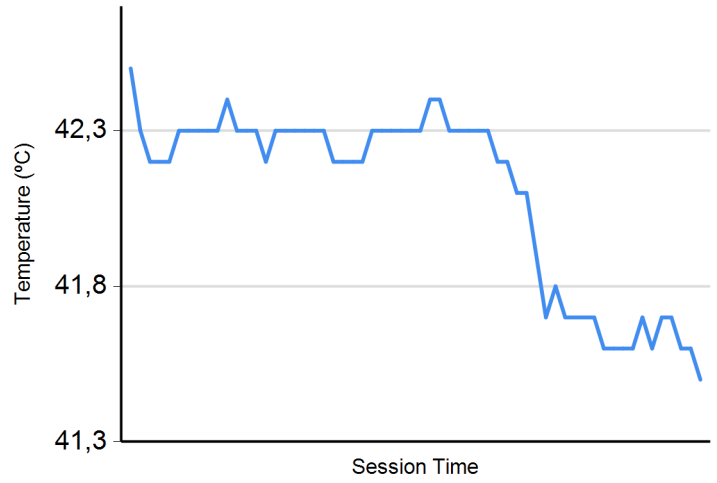
Hockenheimring
International GT Open
Free Practice - 2
Weather Report



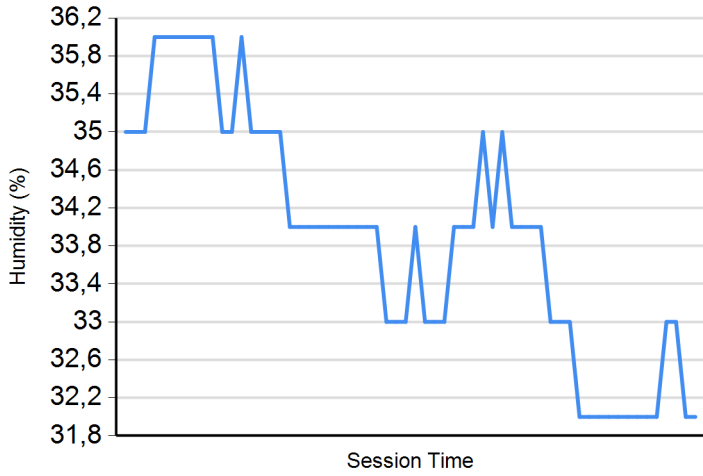
Air Temperature



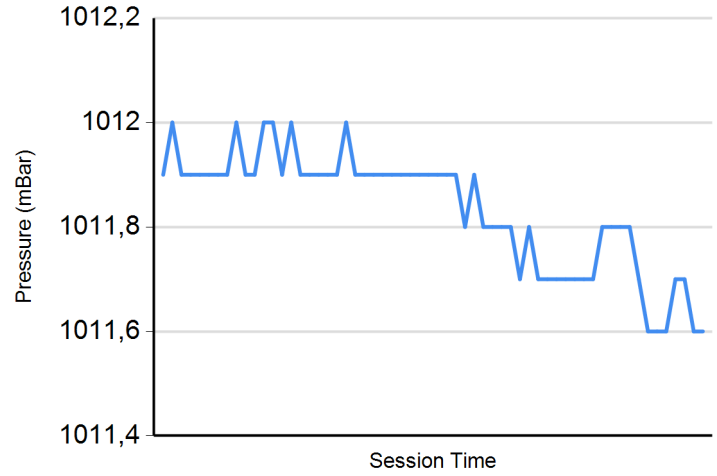
Track Temperature



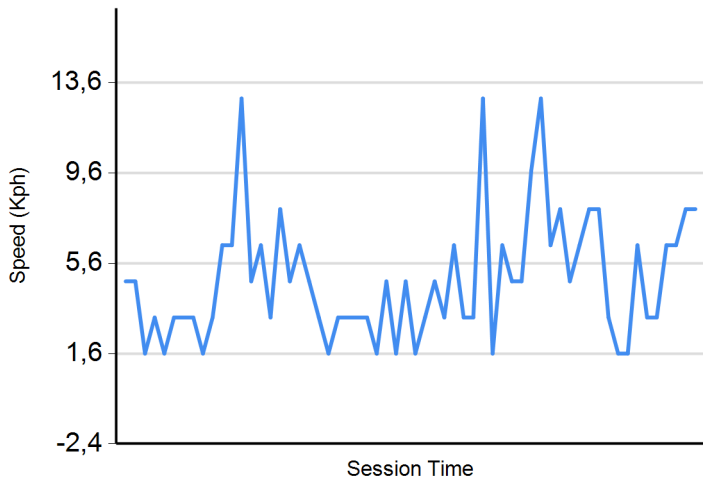
Humidity



Pressure

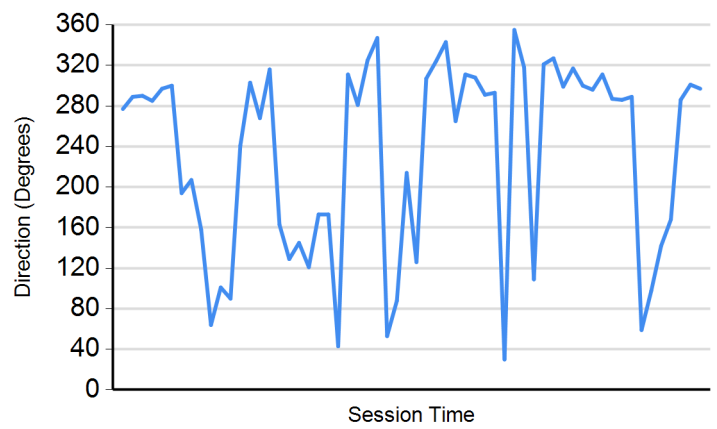


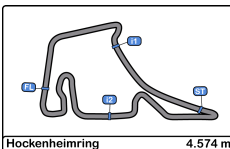
Wind Speed



Wind direction

North = 0°/360° Est = 90° South = 180° West = 270°





Hockenheimring
International GT Open
Free Practice - 1 + 2
Results



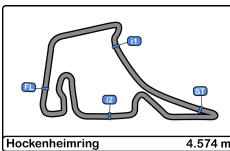
Cls	Nº	Entrant/Team	Nat	Driver 1	Nat	Status	Driver 2	Nat	Status	Vehicle	Cat	Cls	Laps	Free Practice - 1	Free Practice - 2	Best	Gap	Interval	Km/h		
1	90	Raton Racing by Target	ITA	Alberto Di Folco	ITA		Christoph Lenz	CHE		Lamborghini Huracan GT3	PROAM	1	52	1:39.785	22	1:38.311	23	1:38.311		167.4	
2	75	Rowe Racing / SunEnergy1	DEU	Kenny Habul	AUS		Thomas Jäger	DEU		Mercedes AMG GT3	PROAM	2	51	1:39.786	21	1:38.602	15	1:38.602	0.291	0.291	166.9
3	20	SPS Automotive Performan	DEU	Valentin Pierburg	DEU		Tom Onslow-Cole	GBR		Mercedes AMG GT3	PROAM	3	44	1:39.397	20	1:38.618	8	1:38.618	0.307	0.016	166.9
4	27	Lazarus Racing	ITA	Nicola De Marco	ITA		Nicolas Pohler	DEU		Lamborghini Huracan GT3	PRO	1	57	1:40.473	22	1:38.910	21	1:38.910	0.599	0.292	166.4
5	10	SPS Automotive Performan	DEU	Miguel Ramos	PRY		Fabrizio Crestani	ITA		Mercedes AMG GT3	PRO	2	33	1:38.956	25	1:39.642	6	1:38.956	0.645	0.046	166.4
6	14	Emil Frey Racing	CHE	Norbert Siedler	AUT		Mikaël Grenier	CAN		Lamborghini Huracan GT3	PRO	3	47	1:40.205	13	1:39.000	17	1:39.000	0.689	0.044	166.3
7	16	Teo Martín Motorsport	ESP	Marcelo Hahn	BRA		Allam Khodair	BRA		McLaren 720 s	PROAM	4	52	1:39.031	24	1:39.916	8	1:39.031	0.720	0.031	166.2
8	21	Spirit of Race	ITA	Duncan Cameron	GBR		Matt Griffin	IRL		Ferrari 488 GT3	PROAM	5	58	1:40.267	25	1:39.060	30	1:39.060	0.749	0.029	166.2
9	33	HTP Motorsport / Winward	DEU	Russell Ward	USA		Indy Dontje	NLD		Mercedes AMG GT3	PROAM	6	54	1:39.128	7	1:39.544	15	1:39.128	0.817	0.068	166.1
10	93	Spirit of Race / Tempesta R	GBR	Christopher Froggatt	GBR		Edward Cheever III	ITA		Ferrari 488 GT3	PROAM	7	53	1:40.451	20	1:39.192	25	1:39.192	0.881	0.064	166.0
11	19	Raton Racing by Target	ITA	Jiatong Liang	CHN		Raffaele Giammaria	ITA		Lamborghini Huracan GT3	PROAM	8	51	1:39.996	10	1:39.207	19	1:39.207	0.896	0.015	165.9
12	17	Teo Martín Motorsport	ESP	Fran Rueda	ESP		Andrés Saravia	GTN		McLaren 720 s	PRO	4	30	1:41.055	22	1:39.232	4	1:39.232	0.921	0.025	165.9
13	63	Emil Frey Racing	CHE	Albert Costa	ESP		Giacomo Altoè	ITA		Lamborghini Huracan GT3	PRO	5	54	1:39.802	17	1:39.259	24	1:39.259	0.948	0.027	165.8
14	25	HTP Motorsport	DEU	Alexander Hrachowina	AUT		Martin Konrad	AUT		Mercedes AMG GT3	AM	1	52	1:41.066	9	1:39.405	13	1:39.405	1.094	0.146	165.6
15	6	Antonelli MotorSport	ITA	Daniel Zampieri	ITA		Alessio Rovera	ITA		Mercedes AMG GT3	PRO	6	48	1:41.516	19	1:39.445	13	1:39.445	1.134	0.040	165.5
16	96	Optimum Motorsport	GBR	Oliver Wilkinson	GBR		Darren Turner	GBR		Aston Martin GT3 AMR M	PROAM	9	59	1:40.449	28	1:39.686	26	1:39.686	1.375	0.241	165.1
17	66	Vincenzo Sospiri Racing	ITA	Kang Ling	CHN		Frederik Schandorff	DNK		Lamborghini Huracan GT3	PROAM	10	53	1:40.603	8	1:39.798	9	1:39.798	1.487	0.112	164.9
18	12	Ombra Racing	ITA	Federico Leo	ITA		Najiy Razak	MYS		Lamborghini Huracan GT3	PROAM	11	54	1:41.016	24	1:39.841	27	1:39.841	1.530	0.043	164.9
19	26	Lazarus Racing	ITA	Eliseo Martínez	ESP		Fabio Onidi	ITA		Lamborghini Huracan GT3	PRO	7	58	1:40.716	24	1:39.891	6	1:39.891	1.580	0.050	164.8
20	8	Antonelli MotorSport	ITA	Giuseppe Cipriani	ITA					Mercedes AMG GT3	AM	2	47	1:40.967	19	1:40.126	15	1:40.126	1.815	0.235	164.4
21	59	Teo Martín Motorsport	ESP	Martin Kodrić	PRY		Henrique Chaves	PRY		McLaren 720 s	PRO	8	50	1:40.989	9	1:40.319	10	1:40.319	2.008	0.193	164.1
22	9	Antonelli MotorSport	ITA	Davide Roda	ITA					Mercedes AMG GT3	AM	3	52	1:41.160	25	1:40.803	10	1:40.803	2.492	0.484	163.3
23	99	Sports and You	PRY	António Coimbra	PRY		Luis Silva	PRY		Mercedes AMG GT3	AM	4	45	1:41.943	12	1:40.963	12	1:40.963	2.652	0.160	163.0
24	11	GetSpeed Performance	DEU	Janine Hill	GBR		John Shoffner	USA		Mercedes AMG GT3	AM	5	35	1:43.803	17	1:44.945	4	1:43.803	5.492	2.840	158.6

CAR 26 LAP TIME 1:41.219 DELETED TRACK LIMITS AT T 1
 CAR 27 LAP TIME 1:40.986 DELETED TRACK LIMITS T-11
 CAR 33 LAP TIME 1:40.380 DELETED TRACK LIMITS AT T 1
 CAR 75 LAP TIME 1:40.471 DELETED TRACK LIMITS AT T 1
 CAR 90 LAP TIME 1:41.126 DELETED TRACK LIMITS AT T6
 CAR 16 TIME 1:34:296 AND 1:40.624 DELETED TRACK LIMITS AT T 1
 CAR 8 TIME 1:43.101 DELETED TRACK LIMITS AT T 6
 CAR 19 TIME 1:39.747 AND 1:43.202 DELETED TRACK LIMITS AT T 1
 CAR 93 TIME 1:41:766 AND 1:42.340 DELETED TRACK LIMITS AT T 1
 CAR 59 TIME 1:40.148 DELETED TRACK LIMITS AT T 1

Published at:.....

Stewards:	Race Director:	Timekeeper:





Hockenheimring
International GT Open
Free Practice - 1 + 2
Results



CAR 96 TIME 1:40.234 DELETED TRACK LIMITS AT T6
 CAR 25 TIME 1:39.670 DELETED TRACK LIMITS AT T6
 CAR 63 TIME 1:39.536 DELETED TRACK LIMITS AT T 1

Published at:.....

Stewards:	Race Director:	Timekeeper: 
------------------	-----------------------	---

