

Hockenheimring
International GT Open
Qualifying - 1 Driver - 1
Provisional Results



Cls	Nº	Entrant/Team	Nat	Driver 1	Nat	Driver 2	Nat	Vehicle	Cat	Cls	Laps	Best	Time	Gap	Interval	Km/h
1	20	SPS Automotive Performance	DEU	Valentin Pierburg	DEU	<u>Tom Onslow-Cole</u>	GBR	Mercedes AMG GT3	PROAM	1	15	13	1:36.759			170.1
2	21	Spirit of Race	ITA	Duncan Cameron	GBR	<u>Matt Griffin</u>	IRL	Ferrari 488 GT3	PROAM	2	11	8	1:37.114	0.355	0.355	169.5
3	33	HTP Motorsport / Winward	DEU	Russell Ward	USA	<u>Indy Dontje</u>	NLD	Mercedes AMG GT3	PROAM	3	13	10	1:37.361	0.602	0.247	169.1
4	90	Raton Racing by Target	ITA	<u>Alberto Di Folco</u>	ITA	Christoph Lenz	CHE	Lamborghini Huracan GT3 EVO	PROAM	4	13	12	1:37.449	0.690	0.088	168.9
5	17	Teo Martín Motorsport	ESP	<u>Fran Rueda</u>	ESP	Andrés Saravia	GTM	McLaren 720 s	PRO	1	12	9	1:37.474	0.715	0.025	168.9
6	6	Antonelli MotorSport	ITA	Daniel Zampieri	ITA	<u>Alessio Rovera</u>	ITA	Mercedes AMG GT3	PRO	2	14	13	1:37.485	0.726	0.011	168.9
7	14	Emil Frey Racing	CHE	Norbert Siedler	AUT	<u>Mikaël Grenier</u>	CAN	Lamborghini Huracan GT3 EVO	PRO	3	12	8	1:37.669	0.910	0.184	168.5
8	63	Emil Frey Racing	CHE	<u>Albert Costa</u>	ESP	Giacomo Altoè	ITA	Lamborghini Huracan GT3 EVO	PRO	4	13	5	1:37.692	0.933	0.023	168.5
9	59	Teo Martín Motorsport	ESP	<u>Martin Kodrić</u>	HRV	Henrique Chaves	PRT	McLaren 720 s	PRO	5	9	6	1:37.713	0.954	0.021	168.5
10	75	Rowe Racing / SunEnergy1	DEU	Kenny Habul	AUS	<u>Thomas Jäger</u>	DEU	Mercedes AMG GT3	PROAM	5	15	11	1:37.724	0.965	0.011	168.4
11	19	Raton Racing by Target	ITA	<u>Jiatong Liang</u>	CHN	Raffaele Giammaria	ITA	Lamborghini Huracan GT3 EVO	PRO	6	13	9	1:37.735	0.976	0.011	168.4
12	96	Optimum Motorsport	GBR	<u>Oliver Wilkinson</u>	GBR	Darren Turner	GBR	Aston Martin GT3 AMR MY2019	PROAM	6	15	9	1:37.880	1.121	0.145	168.2
13	16	Teo Martín Motorsport	ESP	Marcelo Hahn	BRA	<u>Allam Khodair</u>	BRA	McLaren 720 s	PROAM	7	11	7	1:37.924	1.165	0.044	168.1
14	26	Lazarus Racing	ITA	Eliseo Martínez	ESP	<u>Fabio Onidi</u>	ITA	Lamborghini Huracan GT3	PRO	7	6	4	1:37.992	1.233	0.068	168.0
15	9	Antonelli MotorSport	ITA	Davide Roda	ITA			Mercedes AMG GT3	AM	1	14	10	1:38.105	1.346	0.113	167.8
16	10	SPS Automotive Performance	DEU	<u>Miguel Ramos</u>	PRT	Fabrizio Crestani	ITA	Mercedes AMG GT3	PRO	8	15	7	1:38.238	1.479	0.133	167.6
17	93	Spirit of Race / Tempesta	GBR	<u>Christopher Froggatt</u>	GBR	Edward Cheever III	ITA	Ferrari 488 GT3	PROAM	8	7	5	1:38.337	1.578	0.099	167.4
18	27	Lazarus Racing	ITA	<u>Nicola De Marco</u>	ITA	Nicolas Pohler	DEU	Lamborghini Huracan GT3 EVO	PRO	9	14	13	1:38.442	1.683	0.105	167.2
19	66	Vincenzo Sospiri Racing	ITA	Kang Ling	CHN	<u>Frederik Schandorff</u>	DNK	Lamborghini Huracan GT3	PROAM	9	11	3	1:38.463	1.704	0.021	167.2
20	12	Ombra Racing	ITA	Federico Leo	ITA	<u>Najiy Razak</u>	MYS	Lamborghini Huracan GT3 EVO	PRO	10	15	5	1:38.824	2.065	0.361	166.6
21	8	Antonelli MotorSport	ITA	Giuseppe Cipriani	ITA			Mercedes AMG GT3	AM	2	16	9	1:39.114	2.355	0.290	166.1
22	99	Sports and You	PRT	<u>António Coimbra</u>	PRT	Luis Silva	PRT	Mercedes AMG GT3	AM	3	13	9	1:39.573	2.814	0.459	165.3
23	25	HTP Motorsport	DEU	<u>Alexander Hrachowina</u>	AUT	Martin Konrad	AUT	Mercedes AMG GT3	AM	4	7	5	1:40.143	3.384	0.570	164.4
24	11	GetSpeed Performance	DEU	<u>Janine Hill</u>	GBR	John Shoffner	USA	Mercedes AMG GT3	AM	5	17	13	1:40.249	3.490	0.106	164.2

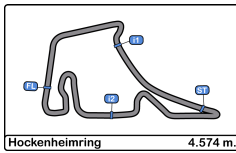
CAR 27 TIME 1:42.086 DELETED TRACK LIMITS AT T 1
 CAR 63 TIME 1:39.492 DELETED TRACK LIMITS AT T 1
 CAR 9 TIME 1:39.784 DELETED TRACK LIMITS AT T 1
 CAR 96 TIME 1:38.202 DELETED TRACK LIMITS AT T 1
 CAR 9 TIME 1:39.290 DELETED TRACK LIMITS AT T 1

Published at:.....

Track Temp: 40.6 °C Air Temp: 20.7 °C Humidity: 53 % Track Status: DRY

Stewards:	Race Director:	Timekeeper:
-----------	----------------	-------------





Hockenheimring
International GT Open
Qualifying - 1 Driver - 1
Provisional Results by Class



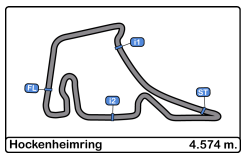
Cls	Nº	Entrant/Team	Nat	Driver 1	Nat	Status	Driver 2	Nat	Status	Vehicle	Cat	Cls	Laps	Best	Time	Gap	Interval	Km/h	
PRO																			
1	17	Teo Martín Motorsport	ESP	Fran Rueda	ESP		Andrés Saravia	GTM		McLaren 720 s	PRO	1	12	9	1:37.474			168.9	
2	6	Antonelli MotorSport	ITA	Daniel Zampieri	ITA		Alessio Rovera	ITA		Mercedes AMG GT3	PRO	2	14	13	1:37.485	0.011	0.011	168.9	
3	14	Emil Frey Racing	CHE	Norbert Siedler	AUT		Mikaël Grenier	CAN		Lamborghini Huracan GT3 EVO	PRO	3	12	8	1:37.669	0.195	0.184	168.5	
4	63	Emil Frey Racing	CHE	Albert Costa	ESP		Giacomo Altoè	ITA		Lamborghini Huracan GT3 EVO	PRO	4	13	5	1:37.692	0.218	0.023	168.5	
5	59	Teo Martín Motorsport	ESP	Martin Kodrić	HRV		Henrique Chaves	PRT		McLaren 720 s	PRO	5	9	6	1:37.713	0.239	0.021	168.5	
6	19	Raton Racing by Target	ITA	Jiatong Liang	CHN		Raffaele Giammaria	ITA		Lamborghini Huracan GT3 EVO	PRO	6	13	9	1:37.735	0.261	0.022	168.4	
7	26	Lazarus Racing	ITA	Eliseo Martínez	ESP		Fabio Onidi	ITA		Lamborghini Huracan GT3	PRO	7	6	4	1:37.992	0.518	0.257	168.0	
8	10	SPS Automotive Performance	DEU	Miguel Ramos	PRT		Fabrizio Crestani	ITA		Mercedes AMG GT3	PRO	8	15	7	1:38.238	0.764	0.246	167.6	
9	27	Lazarus Racing	ITA	Nicola De Marco	ITA		Nicolas Pohler	DEU		Lamborghini Huracan GT3 EVO	PRO	9	14	13	1:38.442	0.968	0.204	167.2	
10	12	Ombra Racing	ITA	Federico Leo	ITA		Najiy Razak	MYS		Lamborghini Huracan GT3 EVO	PRO	10	15	5	1:38.824	1.350	0.382	166.6	
PROAM																			
1	20	SPS Automotive Performance	DEU	Valentin Pierburg	DEU		Tom Onslow-Cole	GBR		Mercedes AMG GT3	PROAM	1	15	13	1:36.759			170.1	
2	21	Spirit of Race	ITA	Duncan Cameron	GBR		Matt Griffin	IRL		Ferrari 488 GT3	PROAM	2	11	8	1:37.114	0.355	0.355	169.5	
3	33	HTP Motorsport / Winward	DEU	Russell Ward	USA		Indy Dontje	NLD		Mercedes AMG GT3	PROAM	3	13	10	1:37.361	0.602	0.247	169.1	
4	90	Raton Racing by Target	ITA	Alberto Di Folco	ITA		Christoph Lenz	CHE		Lamborghini Huracan GT3 EVO	PROAM	4	13	12	1:37.449	0.690	0.088	168.9	
5	75	Rowe Racing / SunEnergy1	DEU	Kenny Habul	AUS		Thomas Jäger	DEU		Mercedes AMG GT3	PROAM	5	15	11	1:37.724	0.965	0.275	168.4	
6	96	Optimum Motorsport	GBR	Oliver Wilkinson	GBR		Darren Turner	GBR		Aston Martin GT3 AMR MY2019	PROAM	6	15	9	1:37.880	1.121	0.156	168.2	
7	16	Teo Martín Motorsport	ESP	Marcelo Hahn	BRA		Allam Khodair	BRA		McLaren 720 s	PROAM	7	11	7	1:37.924	1.165	0.044	168.1	
8	93	Spirit of Race / Tempesta	GBR	Christopher Froggatt	GBR		Edward Cheever III	ITA		Ferrari 488 GT3	PROAM	8	7	5	1:38.337	1.578	0.413	167.4	
9	66	Vincenzo Sospiri Racing	ITA	Kang Ling	CHN		Frederik Schandorff	DNK		Lamborghini Huracan GT3	PROAM	9	11	3	1:38.463	1.704	0.126	167.2	
AM																			
1	9	Antonelli MotorSport	ITA	Davide Roda	ITA					Mercedes AMG GT3	AM	1	14	10	1:38.105			167.8	
2	8	Antonelli MotorSport	ITA	Giuseppe Cipriani	ITA					Mercedes AMG GT3	AM	2	16	9	1:39.114	1.009	1.009	166.1	
3	99	Sports and You	PRT	António Coimbra	PRT		Luis Silva	PRT		Mercedes AMG GT3	AM	3	13	9	1:39.573	1.468	0.459	165.3	
4	25	HTP Motorsport	DEU	Alexander Hrachowina	AUT		Martin Konrad	AUT		Mercedes AMG GT3	AM	4	7	5	1:40.143	2.038	0.570	164.4	
5	11	GetSpeed Performance	DEU	Janine Hill	GBR		John Shoffner	USA		Mercedes AMG GT3	AM	5	17	13	1:40.249	2.144	0.106	164.2	

Published at:.....

Track Temp: 40.6 °C Air Temp: 20.7 °C Humidity: 53 % Track Status: DRY

Stewards:	Race Director:	Timekeeper:
------------------	-----------------------	--------------------





Hockenheimring International GT Open Qualifying - 1 Driver - 1 Lap Analysis

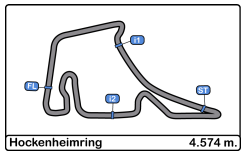


6							10								
PRO			1 Daniel Zampieri Mercedes AMG GT3				PRO			1 Miguel Ramos Mercedes AMG GT3					
			2 Alessio Rovera Antonelli MotorSport							2 Fabrizio Crestani SPS Automotive Performance					
Lap	D	Time	Sector 1	Sector 2	Sector 3	T. Spd	Elapsed	Lap	D	Time	Sector 1	Sector 2	Sector 3	T. Spd	Elapsed
1	2	11:39:27.071	11:37:48.222	1:03.283	35.566	168.2	11:39:27.071	1	1	11:38:56.841	11:37:36.201	47.619	33.021	252.3	11:38:56.841
2	2	1:38.469	21.711	45.811	30.947	254.1	11:41:05.540	2	1	1:54.793 P	22.587	51.271	40.935	251.1	11:40:51.634
3	2	1:38.023	21.630	45.591	30.802	258.9	11:42:43.563	3	1	4:50.237 P	3:22.273	48.563	39.401	254.1	11:45:41.871
4	2	1:38.112	21.455	45.837	30.820	254.7	11:44:21.675	4	1	3:06.886	1:45.155	48.308	33.423	254.1	11:48:48.757
5	2	1:45.975 P	22.060	46.784	37.131	254.1	11:46:07.650	5	1	1:38.401	21.887	45.364	31.150	256.5	11:50:27.158
6	2	3:30.069	2:12.844	46.019	31.206	252.9	11:49:37.719	6	1	1:38.451	21.697	45.716	31.038	257.7	11:52:05.609
7	2	1:38.576	21.677	45.643	31.256	257.1	11:51:16.295	7	1	1:38.238	21.701	45.577	30.960	256.5	11:53:43.847
8	2	1:40.159	21.610	47.192	31.357	256.5	11:52:56.454	8	1	1:38.424	21.629	45.673	31.122	258.3	11:55:22.271
9	2	1:38.457	21.660	45.791	31.006	253.5	11:54:34.911	9	1	1:49.947 P	21.683	46.762	41.502	258.3	11:57:12.218
10	2	1:43.666 P	21.647	45.837	36.182	255.9	11:56:18.577	10	1	3:44.132	1:49.701	1:04.638	49.793	188.4	12:00:56.350
11	2	3:03.016	1:32.395	58.357	32.264	159.5	11:59:21.593	11	1	1:38.846	21.730	45.788	31.328	257.1	12:02:35.196
12	2	1:49.828	22.571	55.951	31.306	204.1	12:01:11.421	12	1	2:07.996 P	22.124	54.909	50.963	208.0	12:04:43.192
13	2	1:37.485	21.368	45.390	30.727	257.1	12:02:48.906	13	1	14:34.846	13:06.022	50.129	38.695	255.3	12:19:18.038
14	2	1:56.068 P	21.423	49.854	44.791	256.5	12:04:44.974	14	1	1:38.285	21.710	45.539	31.036	258.3	12:20:56.323

8							11								
AM			1 Giuseppe Cipriani Mercedes AMG GT3				AM			1 Janine Hill Mercedes AMG GT3					
			2 Antonelli MotorSport							2 John Shoffner GetSpeed Performance					
Lap	D	Time	Sector 1	Sector 2	Sector 3	T. Spd	Elapsed	Lap	D	Time	Sector 1	Sector 2	Sector 3	T. Spd	Elapsed
1		11:39:57.655	11:38:34.078	49.470	34.107	231.7	11:39:57.655	1	1	11:39:10.566	11:37:49.042	47.882	33.642	252.3	11:39:10.566
2		1:42.932	22.254	46.193	34.485	253.5	11:41:40.587	2	1	1:42.108	22.656	46.724	32.728	253.5	11:40:52.674
3		1:39.790	22.075	45.969	31.746	256.5	11:43:20.377	3	1	1:40.974	22.359	46.222	32.393	254.7	11:42:33.648
4		1:39.529	22.012	46.122	31.395	255.9	11:44:59.906	4	1	1:41.773	22.457	46.628	32.688	252.3	11:44:15.421
5		1:39.576	21.951	46.011	31.614	254.7	11:46:39.482	5	1	1:41.558	22.457	46.557	32.544	254.7	11:45:56.979
6		1:39.748	22.191	46.060	31.497	254.7	11:48:19.230	6	1	1:40.285	21.894	46.122	32.269	254.7	11:47:37.264
7		1:49.258 P	22.689	46.339	40.230	254.1	11:50:08.488	7	1	1:41.472	22.396	46.445	32.631	254.7	11:49:18.736
8		5:16.586	3:58.714	46.661	31.211	250.5	11:55:25.074	8	1	1:46.325 P	22.342	46.270	37.713	254.7	11:51:05.061
9		1:39.114	21.852	45.888	31.374	254.1	11:57:04.188	9	1	4:29.786	3:07.120	49.175	33.491	252.3	11:55:34.847
10		1:39.527	21.804	45.885	31.838	254.1	11:58:43.715	10	1	1:40.487	22.260	46.175	32.052	254.7	11:57:15.334
11		1:41.668	22.147	46.134	33.387	255.9	12:00:25.383	11	1	1:41.334	22.633	46.197	32.504	254.1	11:58:56.668
12		1:39.491	21.951	45.892	31.648	255.3	12:02:04.874	12	1	1:40.702	22.161	46.357	32.184	254.7	12:00:37.370
13		1:45.631 P	21.960	46.050	37.621	254.7	12:03:50.505	13	1	1:40.249	22.204	46.044	32.001	254.7	12:02:17.619
14		15:28.995	14:00.643	51.019	37.333	252.3	12:19:19.500	14	1	1:55.882 P	22.186	46.008	47.688	254.7	12:04:13.501
15		1:40.085	22.195	46.213	31.677	254.1	12:20:59.585	15	1	15:07.991	13:36.954	50.258	40.779	251.7	12:19:21.492
16		1:49.314 P	21.981	47.954	39.379	253.5	12:22:48.899	16	1	1:40.831	22.361	46.114	32.356	254.7	12:21:02.323
17								17	1	1:51.247 P	23.026	49.415	38.806	255.3	12:22:53.570

9							12								
AM			1 Davide Roda Mercedes AMG GT3				PRO			1 Federico Leo Lamborghini Huracan GT3 EVO					
			2 Antonelli MotorSport							2 Najiy Razak Ombra Racing					
Lap	D	Time	Sector 1	Sector 2	Sector 3	T. Spd	Elapsed	Lap	D	Time	Sector 1	Sector 2	Sector 3	T. Spd	Elapsed
1		11:39:34.302	11:38:04.353	53.626	36.323	200.3	11:39:34.302	1	2	11:40:08.978	11:38:48.156	48.251	32.571	242.1	11:40:08.978
2		1:40.043	22.034	46.236	31.773	255.9	11:41:14.345	2	2	1:39.603	21.922	46.276	31.405	257.7	11:41:48.581
3		1:40.209	21.790	46.682	31.737	254.1	11:42:54.554	3	2	1:39.221	21.764	45.879	31.578	257.7	11:43:27.802
4		1:39.784	21.675	46.198	31.911	255.9	11:44:34.338	4	2	1:39.035	21.760	45.917	31.358	256.5	11:45:06.837
5		1:39.290	21.659	46.129	31.502	254.7	11:46:13.628	5	2	1:38.824	21.700	46.024	31.100	255.3	11:46:45.661
6		1:39.816	22.069	46.140	31.607	253.5	11:47:53.444	6	2	1:39.342	21.714	45.922	31.706	254.1	11:48:25.003
7		1:44.857 P	21.719	46.151	36.987	254.7	11:49:38.301	7	2	1:47.773 P	21.985	46.954	38.834	255.3	11:50:12.776
8		3:48.570	2:29.159	47.854	31.557	244.3	11:53:26.871	8	2	6:59.528	5:41.953	46.550	31.025	237.8	11:57:12.304
9		1:38.255	21.443	45.792	31.020	255.3	11:55:05.126	9	2	1:39.402	21.729	46.203	31.470	255.3	11:58:51.706
10		1:38.105	21.381	45.683	31.041	252.3	11:56:43.231	10	2	1:44.018	22.056	48.041	33.921	255.3	12:00:35.724
11		1:43.559 P	21.479	45.935	36.145	256.5	11:58:26.790	11	2	1:39.431	21.939	46.086	31.406	253.5	12:02:15.155
12		3:11.704	1:54.382	45.929	31.393	251.1	12:01:38.494	12	2	1:52.875 P	21.873	45.648	45.354	255.9	12:04:08.030
13		1:38.717	21.584	45.858	31.275	252.9	12:03:17.211	13	2	14:58.488	13:39.390	46.700	32.398	252.3	12:19:06.518
14		2:29.290 P	22.304	1:00.066	1:06.920	182.4	12:05:46.501	14	2	1:39.032	21.870	45.733	31.429	257.1	12:20:45.550
								15	2	1:45.549 P	21.746	45.938	37.865	256.5	12:22:31.099





Hockenheimring
International GT Open
Qualifying - 1 Driver - 1
Lap Analysis



14

1 Norbert Siedler
 Lamborghini Huracan GT3 EVO
 PRO
 2 Mikaël Grenier
 Emil Frey Racing

Lap	D	Time	Sector 1	Sector 2	Sector 3	T. Spd	Elapsed
1	2	11:40:31.152	11:39:02.573	53.045	35.534	180.9	11:40:31.152
2	2	1:38.873	21.946	45.818	31.109	256.5	11:42:10.025
3	2	1:38.331	21.531	45.702	31.098	257.1	11:43:48.356
4	2	1:41.136	21.652	45.886	33.598	256.5	11:45:29.492
5	2	1:37.944	21.464	45.564	30.916	257.1	11:47:07.436
6	2	1:47.732 P	21.801	47.649	38.282	257.1	11:48:55.168
7	2	11:18.176	9:55.655	50.838	31.683	229.7	12:00:13.344
8	2	1:37.669	21.312	45.377	30.980	256.5	12:01:51.013
9	2	1:41.365	22.485	46.760	32.120	255.9	12:03:32.378
10	2	2:22.620 P	26.565	1:00.310	55.745	179.1	12:05:54.998
11	2	13:42.665	12:12.351	49.236	41.078	204.9	12:19:37.663
12	2	1:45.914 P	21.749	45.599	38.566	257.7	12:21:23.577

16

1 Marcelo Hahn
 McLaren 720 s
 PROAM
 2 Allam Khodair
 Teo Martin Motorsport

Lap	D	Time	Sector 1	Sector 2	Sector 3	T. Spd	Elapsed
1	2	11:41:05.032	11:39:45.922	47.364	31.746	250.0	11:41:05.032
2	2	1:41.976	21.802	47.551	32.623	254.7	11:42:47.008
3	2	1:38.334	21.665	45.705	30.964	254.1	11:44:25.342
4	2	1:38.131	21.479	45.670	30.982	254.7	11:46:03.473
5	2	1:44.297 P	21.647	45.605	37.045	257.1	11:47:47.770
6	2	13:11.371	11:52.053	46.697	32.621	251.7	12:00:59.141
7	2	1:37.924	21.457	45.502	30.965	252.9	12:02:37.065
8	2	2:01.028 P	21.542	45.465	54.021	255.3	12:04:38.093
9	2	14:13.641	12:54.029	46.795	32.817	250.5	12:18:51.734
10	2	1:38.907	21.687	45.972	31.248	254.1	12:20:30.641
11	2	1:43.808 P	21.632	45.776	36.400	254.7	12:22:14.449

17

1 Fran Rueda
 McLaren 720 s
 PRO
 2 Andrés Saravia
 Teo Martin Motorsport

Lap	D	Time	Sector 1	Sector 2	Sector 3	T. Spd	Elapsed
1	1	11:41:00.891	11:39:42.519	46.620	31.752	240.5	11:41:00.891
2	1	1:38.749	22.039	45.724	30.986	253.5	11:42:39.640
3	1	1:38.237	21.548	45.667	31.022	254.1	11:44:17.877
4	1	1:42.561	21.600	47.610	33.351	255.9	11:46:00.438
5	1	1:38.566	21.686	45.545	31.335	255.9	11:47:39.004
6	1	1:47.181 P	21.972	46.590	38.619	257.7	11:49:26.185
7	1	10:24.332	9:02.728	49.552	32.052	207.2	11:59:50.517
8	1	1:37.905	21.459	45.602	30.844	254.1	12:01:28.422
9	1	1:37.474	21.294	45.374	30.806	254.1	12:03:05.896
10	1	2:35.566 P	21.458	1:10.230	1:03.878	219.9	12:05:41.462
11	1	13:19.683	11:57.581	49.278	32.824	206.1	12:19:01.145
12	1	1:46.776 P	21.677	45.594	39.505	255.9	12:20:47.921

19

1 Jiatong Liang
 Lamborghini Huracan GT3 EVO
 PRO
 2 Raffaele Giammaria
 Raton Racing by Target

Lap	D	Time	Sector 1	Sector 2	Sector 3	T. Spd	Elapsed
1	1	11:41:39.378	11:40:11.850	49.420	38.108	252.9	11:41:39.378
2	1	1:39.480	22.220	45.723	31.537	254.1	11:43:18.858
3	1	1:38.980	21.732	45.919	31.329	255.3	11:44:57.838
4	1	1:38.355	21.696	45.487	31.172	254.7	11:46:36.193
5	1	1:40.313	21.792	46.378	32.143	255.3	11:48:16.506
6	1	1:49.984 P	21.845	45.804	42.335	255.9	11:50:06.490
7	1	4:23.664	3:04.956	47.235	31.473	252.9	11:54:30.154
8	1	1:38.009	21.654	45.402	30.953	255.9	11:56:08.163
9	1	1:37.735	21.617	45.222	30.896	255.9	11:57:45.898
10	1	1:40.913	21.764	45.340	33.809	256.5	11:59:26.811
11	1	1:43.287	21.832	45.724	35.731	255.9	12:01:10.098
12	1	1:38.475	21.752	45.293	31.430	255.3	12:02:48.573
13	1	2:01.972 P	22.655	51.135	48.182	249.4	12:04:50.545

20

1 Valentin Pierburg
 Mercedes AMG GT3
 PROAM
 2 Tom Onslow-Cole
 SPS Automotive Performance

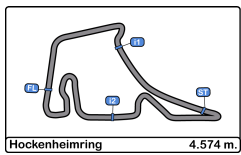
Lap	D	Time	Sector 1	Sector 2	Sector 3	T. Spd	Elapsed
1	2	11:38:52.848	11:37:31.870	48.600	32.378	251.1	11:38:52.848
2	2	1:40.028	22.020	46.441	31.567	255.9	11:40:32.876
3	2	1:46.418 P	23.329	46.271	36.818	257.1	11:42:19.294
4	2	3:43.232	2:16.784	53.998	32.450	250.0	11:46:02.526
5	2	1:37.936	21.508	45.607	30.821	255.3	11:47:40.462
6	2	1:45.109	21.564	45.620	37.925	255.9	11:49:25.571
7	2	1:37.842	21.685	45.316	30.841	256.5	11:51:03.413
8	2	1:37.846	21.668	45.220	30.958	255.9	11:52:41.259
9	2	1:37.569	21.483	45.332	30.754	255.9	11:54:18.828
10	2	1:43.853 P	21.449	45.902	36.502	255.9	11:56:02.681
11	2	2:30.002	1:11.758	46.267	31.977	255.3	11:58:32.683
12	2	1:36.975	21.278	45.217	30.480	257.1	12:00:09.658
13	2	1:36.759	21.208	44.996	30.555	256.5	12:01:46.417
14	2	1:42.888	21.864	47.834	33.190	228.8	12:03:29.305
15	2	2:22.753 P	25.238	1:03.122	54.393	168.7	12:05:52.058

21

1 Duncan Cameron
 Ferrari 488 GT3
 PROAM
 2 Matt Griffin
 Spirit of Race

Lap	D	Time	Sector 1	Sector 2	Sector 3	T. Spd	Elapsed
1	2	11:41:53.337	11:40:32.544	46.619	34.174	254.1	11:41:53.337
2	2	1:38.421	21.844	45.407	31.170	254.7	11:43:31.758
3	2	1:37.717	21.592	45.354	30.771	255.9	11:45:09.475
4	2	1:37.616	21.331	45.479	30.806	255.9	11:46:47.091
5	2	1:38.411	21.557	45.692	31.162	256.5	11:48:25.502
6	2	1:45.119 P	22.310	46.244	36.565	257.1	11:50:10.621
7	2	7:21.029	6:02.775	46.986	31.268	255.9	11:57:31.650
8	2	1:37.114	21.341	45.268	30.505	257.1	11:59:08.764
9	2	1:41.724	21.338	45.184	35.202	257.7	12:00:50.488
10	2	1:37.335	21.333	45.181	30.821	256.5	12:02:27.823
11	2	1:56.381 P	22.422	49.632	44.327	218.1	12:04:24.204



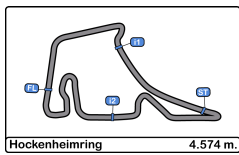


Hockenheimring
International GT Open
Qualifying - 1 Driver - 1
Lap Analysis



25							59								
1 Alexander Hrachowina			Mercedes AMG GT3				1 Martin Kodrić			McLaren 720 s					
AM 2 Martin Konrad			HTP Motorsport				PRO 2 Henrique Chaves			Teo Martín Motorsport					
Lap	D	Time	Sector 1	Sector 2	Sector 3	T. Spd	Elapsed	Lap	D	Time	Sector 1	Sector 2	Sector 3	T. Spd	Elapsed
1	1	11:50:10.972	11:48:50.089	48.198	32.685	252.3	11:50:10.972	1	1	11:40:20.729	11:38:57.789	50.154	32.786	235.8	11:40:20.729
2	1	1:40.543	22.364	46.195	31.984	253.5	11:51:51.515	2	1	1:38.682	21.861	45.818	31.003	254.1	11:41:59.411
3	1	1:40.388	22.040	46.167	32.181	254.1	11:53:31.903	3	1	1:37.874	21.425	45.566	30.883	255.3	11:43:37.285
4	1	1:40.433	22.209	46.208	32.016	255.3	11:55:12.336	4	1	1:48.165 P	21.458	46.306	40.401	255.9	11:45:25.450
5	1	1:40.143	21.999	46.142	32.002	255.3	11:56:52.479	5	1	15:07.111	13:40.977	51.212	34.922	204.1	12:00:32.561
6	1	1:42.895	22.956	47.304	32.635	255.9	11:58:35.374	6	1	1:37.713	21.495	45.388	30.830	252.9	12:02:10.274
7	1	1:47.656 P	22.325	46.494	38.837	257.7	12:00:23.030	7	1	2:00.127 P	21.746	49.180	49.201	227.8	12:04:10.401
26							8 1 14:45.839 13:22.861 50.683 32.295 222.2 12:18:56.240								
1 Eliseo Martínez			Lamborghini Huracan GT3				9 1 1:44.147 P 21.772 45.694 36.681 254.7 12:20:40.387								
PRO 2 Fabio Onidi			Lazarus Racing												
Lap	D	Time	Sector 1	Sector 2	Sector 3	T. Spd	Elapsed	63							
1	2	11:38:54.199	11:37:32.566	48.951	32.682	241.0	11:38:54.199	1 Albert Costa			Lamborghini Huracan GT3 EVO				
2	2	1:39.324	21.895	45.687	31.742	260.8	11:40:33.523	PRO 2 Giacomo Altoè			Emil Frey Racing				
3	2	1:38.863	21.750	45.938	31.175	258.3	11:42:12.386	Lap D	Time	Sector 1	Sector 2	Sector 3	T. Spd	Elapsed	
4	2	1:37.992	21.491	45.430	31.071	260.2	11:43:50.378	1	1	11:40:08.196	11:38:47.521	48.329	32.346	252.3	11:40:08.196
5	2	1:54.906 P	22.539	52.796	39.571	212.1	11:45:45.284	2	1	4:39.492	22.102	46.059	31.331	254.7	11:41:47.688
6	2	15:32.756	14:09.351	48.794	34.611	206.8	12:01:18.040	3	1	1:38.115	21.584	45.598	30.933	255.9	11:43:25.803
7	2		21.720	45.515		258.3		4	1	1:38.228	21.457	45.793	30.978	255.9	11:45:04.031
27							5 1 1:37.692 21.411 45.464 30.817 256.5 11:46:41.723								
1 Nicola De Marco			Lamborghini Huracan GT3 EVO				6 1 1:47.043 P 21.396 47.213 38.434 255.9 11:48:28.766								
PRO 2 Nicolas Pohler			Lazarus Racing				7 1 11:54.272 10:27.610 50.115 36.547 214.2 12:00:23.038								
Lap	D	Time	Sector 1	Sector 2	Sector 3	T. Spd	Elapsed	8 1 1:38.991 21.694 45.894 31.403 254.1 12:02:02.029							
1	1	11:39:53.079	11:38:31.917	48.153	33.009	251.7	11:39:53.079	9 1 1:37.870 21.650 45.496 30.724 255.3 12:03:39.899							
2	1	4:42.986	21.838	46.408	33.840	256.5	11:41:35.165	10 1 2:20.453 P 26.554 56.344 57.555 189.1 12:06:00.352							
3	1	1:39.002	21.709	45.967	31.326	257.1	11:43:14.167	11 1 13:30.503 12:03.768 47.757 38.978 238.9 12:19:30.855							
4	1	1:39.033	21.871	45.897	31.265	255.3	11:44:53.200	12 1 1:37.998 21.521 45.449 31.028 255.9 12:21:08.853							
5	1	1:38.625	21.767	45.672	31.186	256.5	11:46:31.825	13 1 2:14.659 P 26.814 1:01.393 46.452 168.2 12:23:23.512							
6	1	1:45.168 P	21.635	45.818	37.715	255.9	11:48:16.993	66							
7	1	10:56.643	9:36.987	47.344	32.312	248.2	11:59:13.636	1 Kang Ling			Lamborghini Huracan GT3				
8	1	1:38.570	21.532	45.750	31.288	255.3	12:00:52.206	PROAM 2 Frederik Schandorff			Vincenzo Sospiri Racing				
9	1	1:40.566	21.673	47.054	31.839	255.9	12:02:32.772	Lap D	Time	Sector 1	Sector 2	Sector 3	T. Spd	Elapsed	
10	1	1:58.770 P	21.448	46.077	51.245	256.5	12:04:31.542	1	2	11:40:42.352	11:39:17.562	51.217	33.573	256.5	11:40:42.352
11	1	14:18.081	12:57.234	48.513	32.334	251.1	12:18:49.623	2	2	1:38.538	21.826	45.476	31.236	258.3	11:42:20.890
12	1	1:38.503	21.618	45.657	31.228	255.9	12:20:28.126	3	2	1:38.463	21.712	45.465	31.286	258.9	11:43:59.353
13	1	1:38.442	21.587	45.759	31.096	255.3	12:22:06.568	4	2	1:42.210	21.874	47.343	32.993	238.9	11:45:41.563
14	1	1:53.335 P	21.747	45.846	45.742	256.5	12:23:59.903	5	2	1:46.713 P	21.977	48.063	36.673	258.3	11:47:28.276
33							6 2 14:28.223 13:03.770 49.598 34.855 255.9 12:01:56.499								
1 Russell Ward			Mercedes AMG GT3				7 2 1:38.305 21.699 45.450 31.156 257.1 12:03:34.804								
PROAM 2 Indy Dontje			HTP Motorsport / Winward Racing				8 2 2:23.582 P 25.874 59.630 58.078 188.1 12:05:58.386								
Lap	D	Time	Sector 1	Sector 2	Sector 3	T. Spd	Elapsed	9 2 13:07.291 11:46.958 47.239 33.094 253.5 12:19:05.677							
1	2	11:41:33.309	11:40:11.155	49.665	32.489	251.7	11:41:33.309	10 2 1:42.268 21.870 47.673 32.725 258.9 12:20:47.945							
2	2	1:38.663	21.723	45.913	31.027	254.7	11:43:11.972	11 2 1:44.909 P 22.049 45.765 37.095 260.2 12:22:32.854							
3	2	1:37.625	21.365	45.598	30.662	255.3	11:44:49.597								
4	2	1:37.488	21.387	45.364	30.737	255.9	11:46:27.085								
5	2	1:37.803	21.341	45.563	30.899	255.3	11:48:04.888								
6	2	1:43.948 P	21.675	45.825	36.448	256.5	11:49:48.836								
7	2	8:14.349	6:57.149	45.933	31.267	252.9	11:58:03.185								
8	2	1:38.405	21.950	45.545	30.910	256.5	11:59:41.590								
9	2	1:41.972	21.482	45.252	35.238	256.5	12:01:23.562								
10	2	1:37.361	21.206	45.455	30.700	255.3	12:03:00.923								
11	2	2:36.729 P	21.290	1:14.616	1:00.823	165.1	12:05:37.652								
12	2	13:48.698	12:20.531	52.176	35.991	180.6	12:19:26.350								
13	2	1:45.516 P	21.550	46.211	37.755	255.9	12:21:11.866								





Hockenheimring
International GT Open
Qualifying - 1 Driver - 1
Lap Analysis

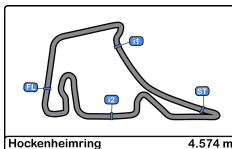


75							96														
1 Kenny Habul			Mercedes AMG GT3				1 Oliver Wilkinson			Aston Martin GT3 AMR MY2019											
PROAM			2 Thomas Jäger				Rowe Racing / SunEnergy1 Racing				PROAM			2 Darren Turner				Optimum Motorsport			
Lap	D	Time	Sector 1	Sector 2	Sector 3	T. Spd	Elapsed	Lap	D	Time	Sector 1	Sector 2	Sector 3	T. Spd	Elapsed						
1	2	11:39:04.972	11:37:42.949	48.742	33.281	246.5	11:39:04.972	1	1	11:40:27.602	11:38:59.250	53.823	34.529	204.1	11:40:27.602						
2	2	1:45.273	21.791	46.026	37.456	252.3	11:40:50.245	2	1	1:38.834	21.778	45.912	31.144	257.7	11:42:06.436						
3	2	1:38.342	21.690	45.851	30.801	252.3	11:42:28.587	3	1	1:38.778	22.050	45.658	31.070	257.1	11:43:45.214						
4	2	1:38.046	21.466	45.669	30.911	253.5	11:44:06.633	4	1	1:38.202	21.733	45.435	31.034	258.3	11:45:23.416						
5	2	1:38.012	21.508	45.689	30.815	251.7	11:45:44.645	5	1	1:37.935	21.624	45.310	31.001	258.3	11:47:01.351						
6	2	1:48.684	21.740	52.364	34.580	221.3	11:47:33.329	6	1	1:48.361 P	22.295	48.555	37.511	256.5	11:48:49.712						
7	2	1:45.741 P	21.488	45.965	38.288	252.3	11:49:19.070	7	1	5:12.759	3:50.922	49.364	32.473	254.1	11:54:02.471						
8	2	7:19.384	6:01.172	46.767	31.445	249.4	11:56:38.454	8	1	1:42.324	21.864	48.050	32.410	257.7	11:55:44.795						
9	2	1:37.764	21.440	45.618	30.706	252.9	11:58:16.218	9	1	1:37.880	21.468	45.280	31.132	258.3	11:57:22.675						
10	2	1:37.775	21.408	45.627	30.740	253.5	11:59:53.993	10	1	1:44.558	22.591	49.694	32.273	216.8	11:59:07.233						
11	2	1:37.724	21.436	45.631	30.657	252.3	12:01:31.717	11	1	1:40.432	21.597	45.129	33.706	258.9	12:00:47.665						
12	2	1:54.015	25.097	54.519	34.399	174.7	12:03:25.732	12	1	1:39.571	21.752	45.439	32.380	257.7	12:02:27.236						
13	2	2:24.067 P	27.597	1:03.005	53.465	163.6	12:05:49.799	13	1	1:47.956 P	21.559	45.284	41.113	258.3	12:04:15.192						
14	2	13:44.179	12:15.913	47.485	40.781	249.4	12:19:33.978	14	1	14:58.100	13:32.440	49.080	36.580	252.3	12:19:13.292						
15	2	1:47.839 P	21.742	47.180	38.917	250.5	12:21:21.817	15	1	1:48.470 P	21.693	45.814	40.963	258.3	12:21:01.762						

90							99														
1 Alberto Di Folco			Lamborghini Huracan GT3 EVO				1 António Coimbra			Mercedes AMG GT3											
PROAM			2 Christoph Lenz				Raton Racing by Target				AM			2 Luis Silva				Sports and You			
Lap	D	Time	Sector 1	Sector 2	Sector 3	T. Spd	Elapsed	Lap	D	Time	Sector 1	Sector 2	Sector 3	T. Spd	Elapsed						
1	1	11:42:27.635	11:41:07.050	46.301	34.284	251.7	11:42:27.635	1	1	11:38:57.643	11:37:37.374	47.349	32.920	256.5	11:38:57.643						
2	1	1:38.227	21.517	45.749	30.961	253.5	11:44:05.862	2	1	1:39.969	22.192	45.593	32.184	258.9	11:40:37.612						
3	1	1:50.255	21.515	50.119	38.621	236.8	11:45:56.117	3	1	1:40.047	22.033	45.933	32.081	258.9	11:42:17.659						
4	1	1:37.980	21.538	45.555	30.887	254.7	11:47:34.097	4	1	1:44.631	22.238	46.867	35.526	258.3	11:44:02.290						
5	1	1:43.959	21.492	45.627	36.840	257.7	11:49:18.056	5	1	1:40.255	22.324	45.847	32.084	258.3	11:45:42.545						
6	1	1:38.441	21.594	45.539	31.308	255.3	11:50:56.497	6	1	1:40.344	22.255	45.881	32.208	259.6	11:47:22.889						
7	1	1:38.781	21.593	45.327	31.861	255.3	11:52:35.278	7	1	1:48.227 P	22.179	46.038	40.010	258.3	11:49:11.116						
8	1	1:43.798 P	21.651	45.594	36.553	254.7	11:54:19.076	8	1	7:14.907	5:56.303	46.470	32.134	252.9	11:56:26.023						
9	1	3:03.120	1:39.261	49.393	34.466	252.9	11:57:22.196	9	1	1:39.573	21.949	45.825	31.799	257.1	11:58:05.596						
10	1	1:37.561	21.295	45.265	31.001	254.7	11:58:59.757	10	1	1:39.684	22.050	45.762	31.872	257.7	11:59:45.280						
11	1	1:51.991	21.365	51.375	39.251	256.5	12:00:51.748	11	1	1:45.555	21.972	48.685	34.898	257.1	12:01:30.835						
12	1	1:37.449	21.303	45.270	30.876	255.9	12:02:29.197	12	1	1:39.994	22.134	46.013	31.847	257.1	12:03:10.829						
13	1	1:49.277 P	21.490	45.296	42.491	256.5	12:04:18.474	13	1	2:34.551 P	22.099	1:05.514	1:06.938	232.7	12:05:45.380						

93										
1 Christopher Froggatt			Ferrari 488 GT3							
PROAM			2 Edward Cheever III				Spirit of Race / Tempesta Racing			
Lap	D	Time	Sector 1	Sector 2	Sector 3	T. Spd	Elapsed			
1	1	11:50:21.504	11:48:57.613	51.982	31.909	251.1	11:50:21.504			
2	1	1:39.435	21.878	45.853	31.704	256.5	11:52:00.939			
3	1	1:38.837	21.647	45.663	31.527	255.9	11:53:39.776			
4	1	1:38.356	21.505	45.565	31.286	257.7	11:55:18.132			
5	1	1:38.337	21.584	45.510	31.243	255.9	11:56:56.469			
6	1	1:45.469	22.964	50.627	31.878	254.7	11:58:41.938			
7	1	1:50.975 P	21.670	46.136	43.169	255.9	12:00:32.913			



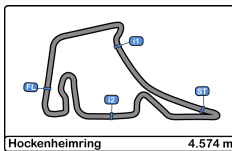


Hockenheimring
International GT Open
Qualifying - 1 Driver - 1
Best Sectors Results



Sector - 1				Sector - 2				Sector - 3				Ideal Lap vs Best Lap				
Clas	Nº	Driver	Time	Nº	Driver	Time	Nº	Driver	Time	Clas	Nº	Driver	Ideal Lap	Best Lap	Clas	
1	33	Indy Dontje	21.206	20	Tom Onslow-Cole	44.996	20	Tom Onslow-Cole	30.480	1	20	Tom Onslow-Cole	1:36.684	1:36.759	1	
2	20	Tom Onslow-Cole	21.208	96	Oliver Wilkinson	45.129	21	Matt Griffin	30.505	2	21	Matt Griffin	1:37.017	1:37.114	2	
3	17	Fran Rueda	21.294	21	Matt Griffin	45.181	75	Thomas Jäger	30.657	3	33	Indy Dontje	1:37.120	1:37.361	3	
4	90	Alberto Di Folco	21.295	19	Jiatong Liang	45.222	33	Indy Dontje	30.662	4	90	Alberto Di Folco	1:37.436	1:37.449	4	
5	14	Mikaël Grenier	21.312	33	Indy Dontje	45.252	63	Albert Costa	30.724	5	17	Fran Rueda	1:37.474	1:37.474	5	
6	21	Matt Griffin	21.331	90	Alberto Di Folco	45.265	6	Alessio Rovera	30.727	6	6	Alessio Rovera	1:37.485	1:37.485	6	
7	6	Alessio Rovera	21.368	10	Miguel Ramos	45.364	17	Fran Rueda	30.806	7	63	Albert Costa	1:37.569	1:37.692	8	
8	9	Davide Roda	21.381	17	Fran Rueda	45.374	59	Martin Kodrić	30.830	8	96	Oliver Wilkinson	1:37.598	1:37.880	12	
9	63	Albert Costa	21.396	14	Mikaël Grenier	45.377	90	Alberto Di Folco	30.876	9	14	Mikaël Grenier	1:37.605	1:37.669	7	
10	75	Thomas Jäger	21.408	59	Martin Kodrić	45.388	19	Jiatong Liang	30.896	10	59	Martin Kodrić	1:37.643	1:37.713	9	
11	59	Martin Kodrić	21.425	6	Alessio Rovera	45.390	14	Mikaël Grenier	30.916	11	75	Thomas Jäger	1:37.683	1:37.724	10	
12	27	Nicola De Marco	21.448	26	Fabio Onidi	45.430	10	Miguel Ramos	30.960	12	19	Jiatong Liang	1:37.735	1:37.735	11	
13	16	Allam Khodair	21.457	63	Albert Costa	45.449	16	Allam Khodair	30.964	13	16	Allam Khodair	1:37.886	1:37.924	13	
14	96	Oliver Wilkinson	21.468	66	Frederik Schandorff	45.450	96	Oliver Wilkinson	31.001	14	10	Miguel Ramos	1:37.953	1:38.238	16	
15	26	Fabio Onidi	21.491	16	Allam Khodair	45.465	9	Davide Roda	31.020	15	26	Fabio Onidi	1:37.992	1:37.992	14	
16	93	Christopher Froggatt	21.505	93	Christopher Froggatt	45.510	12	Najiy Razak	31.025	16	9	Davide Roda	1:38.084	1:38.105	15	
17	19	Jiatong Liang	21.617	99	António Coimbra	45.593	26	Fabio Onidi	31.071	17	27	Nicola De Marco	1:38.201	1:38.442	18	
18	10	Miguel Ramos	21.629	75	Thomas Jäger	45.618	27	Nicola De Marco	31.096	18	93	Christopher Froggatt	1:38.258	1:38.337	17	
19	66	Frederik Schandorff	21.699	12	Najiy Razak	45.648	66	Frederik Schandorff	31.156	19	66	Frederik Schandorff	1:38.305	1:38.463	19	
20	12	Najiy Razak	21.700	27	Nicola De Marco	45.657	8	Giuseppe Cipriani	31.211	20	12	Najiy Razak	1:38.373	1:38.824	20	
21	8	Giuseppe Cipriani	21.804	9	Davide Roda	45.683	93	Christopher Froggatt	31.243	21	8	Giuseppe Cipriani	1:38.900	1:39.114	21	
22	11	Janine Hill	21.894	8	Giuseppe Cipriani	45.885	99	António Coimbra	31.799	22	99	António Coimbra	1:39.341	1:39.573	22	
23	99	António Coimbra	21.949	11	Janine Hill	46.008	25	Alexander Hrachowina	31.984	23	11	Janine Hill	1:39.903	1:40.249	24	
24	25	Alexander Hrachowina	21.999	25	Alexander Hrachowina	46.142	11	Janine Hill	32.001	24	25	Alexander Hrachowina	1:40.125	1:40.143	23	



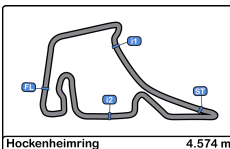


Hockenheimring
International GT Open
Qualifying - 1 Driver - 1
Best 5 Lap Times



Cl	N°	Entrant/Team	Nat	Driver 1	Nat	Status	Driver 2	Nat	Status	Vehicle	Cat	Cl	Best 1		Best 2		Best 3		Best 4		Best 5	
													Time	Lap	Time	Lap	Time	Lap	Time	Lap	Time	Lap
1	20	SPS Automotive Performance	DEU	Valentin Pierburg	DEU		Tom Onslow-Cole	GBR		Mercedes AMG GT3	PROAM	1	1:36.759	13	1:36.975	12	1:37.569	9	1:37.842	7	1:37.846	8
2	21	Spirit of Race	ITA	Duncan Cameron	GBR		Matt Griffin	IRL		Ferrari 488 GT3	PROAM	2	1:37.114	8	1:37.335	10	1:37.616	4	1:37.717	3	1:38.411	5
3	33	HTP Motorsport / Winward	DEU	Russell Ward	USA		Indy Dontje	AUD		Mercedes AMG GT3	PROAM	3	1:37.361	10	1:37.488	4	1:37.625	3	1:37.803	5	1:38.405	8
4	90	Raton Racing by Target	ITA	Alberto Di Folco	ITA		Christoph Lenz	CHE		Lamborghini Huracan GT3	PROAM	4	1:37.449	12	1:37.561	10	1:37.980	4	1:38.227	2	1:38.441	6
5	17	Teo Martín Motorsport	ESP	Fran Rueda	ESP		Andrés Saravia	GTW		McLaren 720 s	PRO	1	1:37.474	9	1:37.905	8	1:38.237	3	1:38.566	5	1:38.749	2
6	6	Antonelli MotorSport	ITA	Daniel Zampieri	ITA		Alessio Rovera	ITA		Mercedes AMG GT3	PRO	2	1:37.485	13	1:38.023	3	1:38.112	4	1:38.457	9	1:38.469	2
7	14	Emil Frey Racing	CHE	Norbert Siedler	AUT		Mikaël Grenier	CAN		Lamborghini Huracan GT3	PRO	3	1:37.669	8	1:37.944	5	1:38.331	3	1:38.873	2	1:41.136	4
8	63	Emil Frey Racing	CHE	Albert Costa	ESP		Giacomo Altoè	ITA		Lamborghini Huracan GT3	PRO	4	1:37.692	5	1:37.998	12	1:38.115	3	1:38.228	4	1:38.991	8
9	59	Teo Martín Motorsport	ESP	Martin Kodrić	HRV		Henrique Chaves	PRT		McLaren 720 s	PRO	5	1:37.713	6	1:37.874	3	1:38.682	2	1:44.147	9	1:48.165	4
10	75	Rowe Racing / SunEnergy1	DEU	Kenny Habul	AUS		Thomas Jäger	DEU		Mercedes AMG GT3	PROAM	5	1:37.724	11	1:37.764	9	1:37.775	10	1:38.012	5	1:38.046	4
11	19	Raton Racing by Target	ITA	Jiatong Liang	CHN		Raffaele Giammaria	ITA		Lamborghini Huracan GT3	PRO	6	1:37.735	9	1:38.009	8	1:38.355	4	1:38.475	12	1:38.980	3
12	96	Optimum Motorsport	GBR	Oliver Wilkinson	GBR		Darren Turner	GBR		Aston Martin GT3 AMR	PROAM	6	1:37.880	9	1:37.935	5	1:38.778	3	1:38.834	2	1:39.571	12
13	16	Teo Martín Motorsport	ESP	Marcelo Hahn	BRA		Allam Khodair	BRA		McLaren 720 s	PROAM	7	1:37.924	7	1:38.131	4	1:38.334	3	1:38.907	10	1:41.976	2
14	26	Lazarus Racing	ITA	Eliseo Martínez	ESP		Fabio Onidi	ITA		Lamborghini Huracan GT3	PRO	7	1:37.992	4	1:38.863	3	1:39.324	2	1:54.906	5	15:32.75	6
15	9	Antonelli MotorSport	ITA	Davide Roda	ITA					Mercedes AMG GT3	AM	1	1:38.105	10	1:38.255	9	1:38.717	13	1:39.816	6	1:40.043	2
16	10	SPS Automotive Performance	DEU	Miguel Ramos	PRT		Fabrizio Crestani	ITA		Mercedes AMG GT3	PRO	8	1:38.238	7	1:38.285	14	1:38.401	5	1:38.424	8	1:38.451	6
17	93	Spirit of Race / Tempesta	GBR	Christopher Froggatt	GBR		Edward Cheever III	ITA		Ferrari 488 GT3	PROAM	8	1:38.337	5	1:38.356	4	1:38.837	3	1:39.435	2	1:45.469	6
18	27	Lazarus Racing	ITA	Nicola De Marco	ITA		Nicolas Pohler	DEU		Lamborghini Huracan GT3	PRO	9	1:38.442	13	1:38.503	12	1:38.570	8	1:38.625	5	1:39.002	3
19	66	Vincenzo Sospiri Racing	ITA	Kang Ling	CHN		Frederik Schandorff	DNK		Lamborghini Huracan GT3	PROAM	9	1:38.463	3	1:38.538	2	1:42.210	4	1:42.268	10	1:44.909	11
20	12	Ombra Racing	ITA	Federico Leo	ITA		Najiy Razak	MYS		Lamborghini Huracan GT3	PRO	10	1:38.824	5	1:39.032	14	1:39.035	4	1:39.221	3	1:39.342	6
21	8	Antonelli MotorSport	ITA	Giuseppe Cipriani	ITA					Mercedes AMG GT3	AM	2	1:39.114	9	1:39.491	12	1:39.527	10	1:39.529	4	1:39.576	5
22	99	Sports and You	PRT	António Coimbra	PRT		Luis Silva	PRT		Mercedes AMG GT3	AM	3	1:39.573	9	1:39.684	10	1:39.969	2	1:39.994	12	1:40.047	3
23	25	HTP Motorsport	DEU	Alexander Hrachowina	AUT		Martin Konrad	AUT		Mercedes AMG GT3	AM	4	1:40.143	5	1:40.388	3	1:40.433	4	1:40.543	2	1:42.895	6
24	11	GetSpeed Performance	DEU	Janine Hill	GBR		John Shoffner	USA		Mercedes AMG GT3	AM	5	1:40.249	13	1:40.285	6	1:40.487	10	1:40.702	12	1:40.831	16



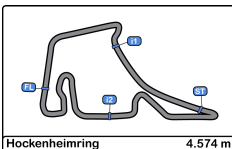


Hockenheimring
International GT Open
Qualifying - 1 Driver - 1
Best 5 Top Speeds



Cl	Nº	Entrant/Team	Nat	Driver 1	Nat	Status	Driver 2	Nat	Status	Vehicle	Cat	Cl	Top 1		Top 2		Top 3		Top 4		Top 5		Avg
													Km/h	Lap	Km/h	Lap	Km/h	Lap	Km/h	Lap	Km/h	Lap	
1	26	Lazarus Racing	ITA	Eliseo Martínez	ESP		Fabio Onidi	ITA		Lamborghini Huracan GT3	PRO	1	260.8	2	260.2	4	258.3	3	258.3	7	241.0	1	255.7
2	66	Vincenzo Sospiri Racing	ITA	Kang Ling	CHN		Frederik Schandorff	DNK		Lamborghini Huracan GT3	PROAM	1	260.2	11	258.9	3	258.9	10	258.3	2	258.3	5	258.9
3	99	Sports and You	PRT	António Coimbra	PRT		Luis Silva	PRT		Mercedes AMG GT3	AM	1	259.6	6	258.9	2	258.9	3	258.3	4	258.3	5	258.8
4	6	Antonelli MotorSport	ITA	Daniel Zampieri	ITA		Alessio Rovera	ITA		Mercedes AMG GT3	PRO	2	258.9	3	257.1	7	257.1	13	256.5	8	256.5	14	257.2
5	96	Optimum Motorsport	GBR	Oliver Wilkinson	GBR		Darren Turner	GBR		Aston Martin GT3 AMR	PROAM	2	258.9	11	258.3	4	258.3	5	258.3	9	258.3	13	258.4
6	10	SPS Automotive Performance	DEU	Miguel Ramos	PRT		Fabrizio Crestani	ITA		Mercedes AMG GT3	PRO	3	258.3	8	258.3	9	258.3	14	257.7	6	257.1	11	258.0
7	12	Ombra Racing	ITA	Federico Leo	ITA		Najiy Razak	MYS		Lamborghini Huracan GT3	PRO	4	257.7	2	257.7	3	257.1	14	256.5	4	256.5	15	257.1
8	14	Emil Frey Racing	CHE	Norbert Siedler	AUT		Mikaël Grenier	CAN		Lamborghini Huracan GT3	PRO	5	257.7	12	257.1	3	257.1	5	257.1	6	256.5	2	257.1
9	17	Teo Martín Motorsport	ESP	Fran Rueda	ESP		Andrés Saravia	GTM		McLaren 720 s	PRO	6	257.7	6	255.9	4	255.9	5	255.9	12	254.1	3	255.9
10	21	Spirit of Race	ITA	Duncan Cameron	GBR		Matt Griffin	IRL		Ferrari 488 GT3	PROAM	3	257.7	9	257.1	6	257.1	8	256.5	5	256.5	10	257.0
11	25	HTP Motorsport	DEU	Alexander Hrachowina	AUT		Martin Konrad	AUT		Mercedes AMG GT3	AM	2	257.7	7	255.9	6	255.3	4	255.3	5	254.1	3	255.6
12	90	Raton Racing by Target	ITA	Alberto Di Folco	ITA		Christoph Lenz	CHE		Lamborghini Huracan GT3	PROAM	4	257.7	5	256.5	11	256.5	13	255.9	12	255.3	6	256.4
13	93	Spirit of Race / Tempesta	GBR	Christopher Froggatt	GBR		Edward Cheever III	ITA		Ferrari 488 GT3	PROAM	5	257.7	4	256.5	2	255.9	3	255.9	5	255.9	7	256.4
14	16	Teo Martín Motorsport	ESP	Marcelo Hahn	BRA		Allam Khodair	BRA		McLaren 720 s	PROAM	6	257.1	5	255.3	8	254.7	2	254.7	4	254.7	11	255.3
15	20	SPS Automotive Performance	DEU	Valentin Pierburg	DEU		Tom Onslow-Cole	GBR		Mercedes AMG GT3	PROAM	7	257.1	3	257.1	12	256.5	7	256.5	13	255.9	2	256.6
16	27	Lazarus Racing	ITA	Nicola De Marco	ITA		Nicolas Pohler	DEU		Lamborghini Huracan GT3	PRO	7	257.1	3	256.5	2	256.5	5	256.5	10	256.5	14	256.6
17	8	Antonelli MotorSport	ITA	Giuseppe Cipriani	ITA					Mercedes AMG GT3	AM	3	256.5	3	255.9	4	255.9	11	255.3	12	254.7	5	255.6
18	9	Antonelli MotorSport	ITA	Davide Roda	ITA					Mercedes AMG GT3	AM	4	256.5	11	255.9	2	255.9	4	255.3	9	254.7	5	255.6
19	19	Raton Racing by Target	ITA	Jiatong Liang	CHN		Raffaele Giammaria	ITA		Lamborghini Huracan GT3	PRO	8	256.5	10	255.9	6	255.9	8	255.9	9	255.9	11	256.0
20	33	HTP Motorsport / Winward	DEU	Russell Ward	USA		Indy Dontje	NLD		Mercedes AMG GT3	PROAM	8	256.5	6	256.5	8	256.5	9	255.9	4	255.9	13	256.2
21	63	Emil Frey Racing	CHE	Albert Costa	ESP		Giacomo Altoè	ITA		Lamborghini Huracan GT3	PRO	9	256.5	5	255.9	3	255.9	4	255.9	6	255.9	12	256.0
22	59	Teo Martín Motorsport	ESP	Martin Kodrić	PRT		Henrique Chaves	PRT		McLaren 720 s	PRO	10	255.9	4	255.3	3	254.7	9	254.1	2	252.9	6	254.6
23	11	GetSpeed Performance	DEU	Janine Hill	GBR		John Shoffner	USA		Mercedes AMG GT3	AM	5	255.3	17	254.7	3	254.7	5	254.7	6	254.7	7	254.8
24	75	Rowe Racing / SunEnergy1	DEU	Kenny Habul	AUS		Thomas Jäger	DEU		Mercedes AMG GT3	PROAM	9	253.5	4	253.5	10	252.9	9	252.3	2	252.3	3	252.9



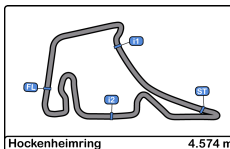


Hockenheimring
International GT Open
Qualifying - 1 Driver - 1
Fastest Laps Sequence



Lap	Time of Day	Session Time	Nº	Entrant/Team	Nat	Driver 1	Nat	Status	Driver 2	Nat	Status	Vehicle	Cat	Time	Km/h
2	11:40:32.876	3:32.876	20	SPS Automotive Performance	DEU	Valentin Pierburg	DEU		<u>Tom Onslow-Cole</u>	GBR		Mercedes AMG GT3	PROAM	1:40.028	164.6
2	11:40:33.523	3:33.523	26	Lazarus Racing	ITA	Eliseo Martínez	ESP		<u>Fabio Onidi</u>	ITA		Lamborghini Huracan GT3	PRO	1:39.324	165.7
2	11:41:05.540	4:05.540	6	Antonelli MotorSport	ITA	Daniel Zampieri	ITA		<u>Alessio Rovera</u>	ITA		Mercedes AMG GT3	PRO	1:38.469	167.2
3	11:42:28.587	5:28.587	75	Rowe Racing / SunEnergy1	DEU	Kenny Habul	AUS		<u>Thomas Jäger</u>	DEU		Mercedes AMG GT3	PROAM	1:38.342	167.4
3	11:42:43.563	5:43.563	6	Antonelli MotorSport	ITA	Daniel Zampieri	ITA		<u>Alessio Rovera</u>	ITA		Mercedes AMG GT3	PRO	1:38.023	167.9
3	11:43:37.285	6:37.285	59	Teo Martín Motorsport	ESP	<u>Martin Kodrić</u>	HRV		Henrique Chaves	PRT		McLaren 720 s	PRO	1:37.874	168.2
3	11:44:49.597	7:49.597	33	HTP Motorsport / Winward	DEU	Russell Ward	USA		<u>Indy Dontje</u>	NLD		Mercedes AMG GT3	PROAM	1:37.625	168.6
4	11:46:27.085	9:27.085	33	HTP Motorsport / Winward	DEU	Russell Ward	USA		<u>Indy Dontje</u>	NLD		Mercedes AMG GT3	PROAM	1:37.488	168.9
8	11:59:08.764	22:08.764	21	Spirit of Race	ITA	Duncan Cameron	GBR		<u>Matt Griffin</u>	IRL		Ferrari 488 GT3	PROAM	1:37.114	169.5
12	12:00:09.658	23:09.658	20	SPS Automotive Performance	DEU	Valentin Pierburg	DEU		<u>Tom Onslow-Cole</u>	GBR		Mercedes AMG GT3	PROAM	1:36.975	169.8
13	12:01:46.417	24:46.417	20	SPS Automotive Performance	DEU	Valentin Pierburg	DEU		<u>Tom Onslow-Cole</u>	GBR		Mercedes AMG GT3	PROAM	1:36.759	170.1



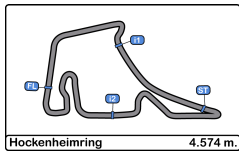


Hockenheimring
International GT Open
Qualifying - 1 Driver - 1
Event Best Maximum Speed



Nº	Entrant/Team	Nat	Driver 1	Nat	Status	Driver 2	Nat	Status	Vehicle	Cat	Km/h	Session
26	Lazarus Racing	ITA	Eliseo Martínez	ESP		Fabio Onidi	ITA		Lamborghini Huracan GT3	PRO	264.0	Free Practice - 1
10	SPS Automotive Performance	DEU	Miguel Ramos	PRT		Fabrizio Crestani	ITA		Mercedes AMG GT3	PRO	261.5	Free Practice - 1
66	Vincenzo Sospiri Racing	ITA	Kang Ling	CHN		Frederik Schandorff	DNK		Lamborghini Huracan GT3	PROAM	261.5	Free Practice - 2
20	SPS Automotive Performance	DEU	Valentin Pierburg	DEU		Tom Onslow-Cole	GBR		Mercedes AMG GT3	PROAM	260.8	Free Practice - 1
99	Sports and You	PRT	António Coimbra	PRT		Luis Silva	PRT		Mercedes AMG GT3	AM	260.8	Free Practice - 2
6	Antonelli MotorSport	ITA	Daniel Zampieri	ITA		Alessio Rovera	ITA		Mercedes AMG GT3	PRO	260.8	Free Practice - 2
93	Spirit of Race / Tempesta	GBR	Christopher Froggatt	GBR		Edward Cheever III	ITA		Ferrari 488 GT3	PROAM	260.8	Free Practice - 2
27	Lazarus Racing	ITA	Nicola De Marco	ITA		Nicolas Pohler	DEU		Lamborghini Huracan GT3	PRO	260.2	Free Practice - 1
96	Optimum Motorsport	GBR	Oliver Wilkinson	GBR		Darren Turner	GBR		Aston Martin GT3 AMR	PROAM	260.2	Free Practice - 2
16	Teo Martín Motorsport	ESP	Marcelo Hahn	BRA		Allam Khodair	BRA		McLaren 720 s	PROAM	260.2	Free Practice - 2
63	Emil Frey Racing	CHE	Albert Costa	ESP		Giacomo Altoè	ITA		Lamborghini Huracan GT3	PRO	259.6	Free Practice - 1
9	Antonelli MotorSport	ITA	Davide Roda	ITA					Mercedes AMG GT3	AM	259.6	Free Practice - 2
33	HTP Motorsport / Winward	DEU	Russell Ward	USA		Indy Dontje	NLD		Mercedes AMG GT3	PROAM	259.6	Free Practice - 2
25	HTP Motorsport	DEU	Alexander Hrachowina	AUT		Martin Konrad	AUT		Mercedes AMG GT3	AM	259.6	Free Practice - 2
21	Spirit of Race	ITA	Duncan Cameron	GBR		Matt Griffin	IRL		Ferrari 488 GT3	PROAM	259.6	Free Practice - 2
12	Ombra Racing	ITA	Federico Leo	ITA		Najiy Razak	MYS		Lamborghini Huracan GT3	PRO	258.9	Free Practice - 1
14	Emil Frey Racing	CHE	Norbert Siedler	AUT		Mikaël Grenier	CAN		Lamborghini Huracan GT3	PRO	258.9	Free Practice - 1
8	Antonelli MotorSport	ITA	Giuseppe Cipriani	ITA					Mercedes AMG GT3	AM	258.9	Free Practice - 2
90	Raton Racing by Target	ITA	Alberto Di Folco	ITA		Christoph Lenz	CHE		Lamborghini Huracan GT3	PROAM	258.9	Free Practice - 2
59	Teo Martín Motorsport	ESP	Martin Kodrić	HRV		Henrique Chaves	PRT		McLaren 720 s	PRO	258.3	Free Practice - 1
19	Raton Racing by Target	ITA	Jiatong Liang	CHN		Raffaele Giammaria	ITA		Lamborghini Huracan GT3	PRO	258.3	Free Practice - 1
17	Teo Martín Motorsport	ESP	Fran Rueda	ESP		Andrés Saravia	GTM		McLaren 720 s	PRO	258.3	Free Practice - 1
75	Rowe Racing / SunEnergy1	DEU	Kenny Habul	AUS		Thomas Jäger	DEU		Mercedes AMG GT3	PROAM	257.7	Free Practice - 1
11	GetSpeed Performance	DEU	Janine Hill	GBR		John Shoffner	USA		Mercedes AMG GT3	AM	257.1	Free Practice - 1





Hockenheimring
International GT Open
Qualifying - 1 Driver - 1
Pit Stop Analysis



6 Daniel Zampieri PRO Antonelli MotorSport
 Alessio Rovera Mercedes AMG GT3

Nr.	In Day Time	In Time	Out Time	Pit Time	T. Pit Time	Handicap	Penalty
1	11:46:04.217	11:46:04.217	11:48:00.154	1:55.937	1:55.937		
2	11:56:15.132	11:56:15.132	11:57:29.922	1:14.790	3:10.727		

8 Giuseppe Cipriani AM Antonelli MotorSport
 Mercedes AMG GT3

Nr.	In Day Time	In Time	Out Time	Pit Time	T. Pit Time	Handicap	Penalty
1	11:50:04.666	11:50:04.666	11:53:45.692	3:41.026	3:41.026		
2	12:03:47.051	12:03:47.051	12:17:31.644	13:44.593	17:25.619		

9 Davide Roda AM Antonelli MotorSport
 Mercedes AMG GT3

Nr.	In Day Time	In Time	Out Time	Pit Time	T. Pit Time	Handicap	Penalty
1	11:49:34.797	11:49:34.797	11:51:44.275	2:09.478	2:09.478		
2	11:58:23.318	11:58:23.318	12:00:01.795	1:38.477	3:47.955		

10 Miguel Ramos PRO SPS Automotive Performance
 Fabrizio Crestani Mercedes AMG GT3

Nr.	In Day Time	In Time	Out Time	Pit Time	T. Pit Time	Handicap	Penalty
1	11:40:48.174	11:40:48.174	11:43:53.003	3:04.829	3:04.829		
2	11:45:38.358	11:45:38.358	11:47:05.524	1:27.166	4:31.995		
3	11:57:08.782	11:57:08.782	11:58:38.747	1:29.965	6:01.960		
4	12:04:38.877	12:04:38.877	12:17:28.732	12:49.855	18:51.815		

11 Janine Hill AM GetSpeed Performance
 John Shoffner Mercedes AMG GT3

Nr.	In Day Time	In Time	Out Time	Pit Time	T. Pit Time	Handicap	Penalty
1	11:51:01.582	11:51:01.582	11:53:51.530	2:49.948	2:49.948		
2	12:04:09.049	12:04:09.049	12:17:30.618	13:21.569	16:11.517		

12 Federico Leo PRO Ombra Racing
 Najjy Razak Lamborghini Huracan GT3 EVO

Nr.	In Day Time	In Time	Out Time	Pit Time	T. Pit Time	Handicap	Penalty
1	11:50:09.305	11:50:09.305	11:55:35.231	5:25.926	5:25.926		
2	12:04:04.559	12:04:04.559	12:17:26.850	13:22.291	18:48.217		

14 Norbert Siedler PRO Emil Frey Racing
 Mikaël Grenier Lamborghini Huracan GT3 EVO

Nr.	In Day Time	In Time	Out Time	Pit Time	T. Pit Time	Handicap	Penalty
1	11:48:51.432	11:48:51.432	11:58:30.486	9:39.054	9:39.054		
2	12:05:49.563	12:05:49.563	12:17:45.082	11:55.519	21:34.573		

16 Marcelo Hahn PROAM Teo Martín Motorsport
 Allam Khodair McLaren 720 s

Nr.	In Day Time	In Time	Out Time	Pit Time	T. Pit Time	Handicap	Penalty
1	11:47:44.222	11:47:44.222	11:59:19.679	11:35.457	11:35.457		
2	12:04:33.018	12:04:33.018	12:17:09.899	12:36.881	24:12.338		

17 Fran Rueda PRO Teo Martín Motorsport
 Andrés Saravia McLaren 720 s

Nr.	In Day Time	In Time	Out Time	Pit Time	T. Pit Time	Handicap	Penalty
1	11:49:22.622	11:49:22.622	11:58:05.629	8:43.007	8:43.007		
2	12:05:37.373	12:05:37.373	12:17:17.871	11:40.498	20:23.505		

19 Jiatong Liang PRO Raton Racing by Target
 Raffaele Giammaria Lamborghini Huracan GT3 EVO

Nr.	In Day Time	In Time	Out Time	Pit Time	T. Pit Time	Handicap	Penalty
1	11:50:02.857	11:50:02.857	11:52:51.481	2:48.624	2:48.624		

20 Valentin Pierburg PROAM SPS Automotive Performance
 Tom Onslow-Cole Mercedes AMG GT3

Nr.	In Day Time	In Time	Out Time	Pit Time	T. Pit Time	Handicap	Penalty
1	11:42:15.802	11:42:15.802	11:44:12.964	1:57.162	1:57.162		
2	11:55:59.132	11:55:59.132	11:56:54.934	55.802	2:52.964		

21 Duncan Cameron PROAM Spirit of Race
 Matt Griffin Ferrari 488 GT3

Nr.	In Day Time	In Time	Out Time	Pit Time	T. Pit Time	Handicap	Penalty
1	11:50:07.120	11:50:07.120	11:55:53.515	5:46.395	5:46.395		

26 Eliseo Martínez PRO Lazarus Racing
 Fabio Onidi Lamborghini Huracan GT3

Nr.	In Day Time	In Time	Out Time	Pit Time	T. Pit Time	Handicap	Penalty
1	11:45:41.682	11:45:41.682	11:59:33.392	13:51.710	13:51.710		

27 Nicola De Marco PRO Lazarus Racing
 Nicolas Pohler Lamborghini Huracan GT3 EVO

Nr.	In Day Time	In Time	Out Time	Pit Time	T. Pit Time	Handicap	Penalty
1	11:48:13.493	11:48:13.493	11:57:33.619	9:20.126	9:20.126		
2	12:04:27.612	12:04:27.612	12:04:55.592	27.980	9:48.106		

33 Russell Ward PROAM HTP Motorsport / Winward Racing
 Indy Dontje Mercedes AMG GT3

Nr.	In Day Time	In Time	Out Time	Pit Time	T. Pit Time	Handicap	Penalty
1	11:49:45.329	11:49:45.329	11:56:24.870	6:39.541	6:39.541		
2	12:05:34.033	12:05:34.033	12:17:34.489	12:00.456	18:39.997		

59 Martin Kodrić PRO Teo Martín Motorsport
 Henrique Chaves McLaren 720 s

Nr.	In Day Time	In Time	Out Time	Pit Time	T. Pit Time	Handicap	Penalty
1	11:45:21.862	11:45:21.862	11:58:44.101	13:22.239	13:22.239		
2	12:04:06.390	12:04:06.390	12:17:10.903	13:04.513	26:26.752		

63 Albert Costa PRO Emil Frey Racing
 Giacomo Altoè Lamborghini Huracan GT3 EVO

Nr.	In Day Time	In Time	Out Time	Pit Time	T. Pit Time	Handicap	Penalty
1	11:48:25.281	11:48:25.281	11:58:34.803	10:09.522	10:09.522		
2	12:05:53.613	12:05:53.613	12:17:40.396	11:46.783	21:56.305		

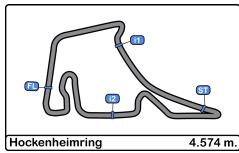
66 Kang Ling PROAM Vincenzo Sospiri Racing
 Frederik Schandorff Lamborghini Huracan GT3

Nr.	In Day Time	In Time	Out Time	Pit Time	T. Pit Time	Handicap	Penalty
1	11:47:24.664	11:47:24.664	12:00:10.632	12:45.968	12:45.968		
2	12:05:52.012	12:05:52.012	12:17:22.687	11:30.675	24:16.643		

75 Kenny Habul PROAM Rowe Racing / SunEnergy1 Racing
 Thomas Jäger Mercedes AMG GT3

Nr.	In Day Time	In Time	Out Time	Pit Time	T. Pit Time	Handicap	Penalty
1	11:49:15.594	11:49:15.594	11:54:59.211	5:43.617	5:43.617		
2	12:05:44.992	12:05:44.992	12:17:43.046	11:58.054	17:41.671		





Hockenheimring International GT Open Qualifying - 1 Driver - 1 Pit Stop Analysis



90

Alberto Di Folco PROAM Raton Racing by Target

Christoph Lenz Lamborghini Huracan GT3 EVO

Nr.	In Day Time	In Time	Out Time	Pit Time	T. Pit Time	Handicap	Penalty
1	11:54:15.601	11:54:15.601	11:55:38.875	1:23.274	1:23.274		

96

Oliver Wilkinson PROAM Optimum Motorsport

Darren Turner Aston Martin GT3 AMR MY2019

Nr.	In Day Time	In Time	Out Time	Pit Time	T. Pit Time	Handicap	Penalty
1	11:48:46.293	11:48:46.293	11:52:19.130	3:32.837	3:32.837		
2	12:04:11.184	12:04:11.184	12:17:25.114	13:13.930	16:46.767		

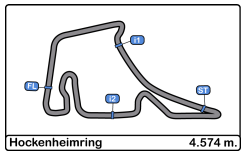
99

António Coimbra AM Sports and You

Luis Silva Mercedes AMG GT3

Nr.	In Day Time	In Time	Out Time	Pit Time	T. Pit Time	Handicap	Penalty
1	11:49:07.453	11:49:07.453	11:54:47.386	5:39.933	5:39.933		





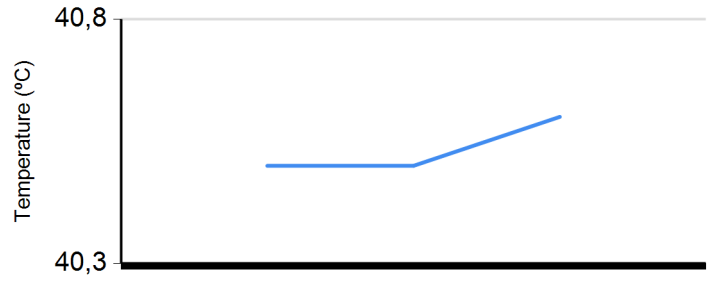
**Hockenheimring
International GT Open
Qualifying - 1 Driver - 1
Weather Report**



Air Temperature

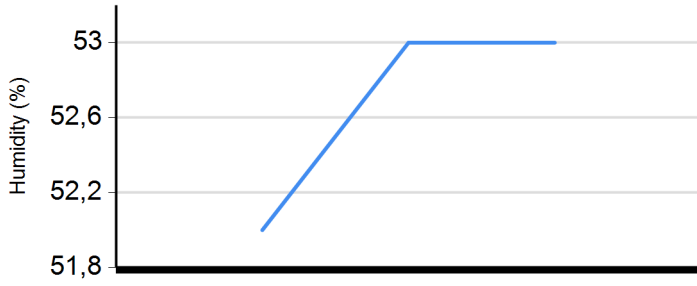


Track Temperature



Session Time

Humidity



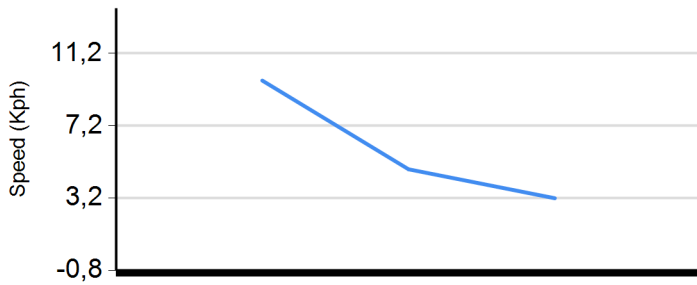
Session Time

Pressure



Session Time

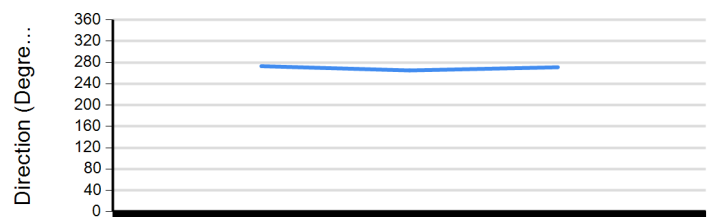
Wind Speed



Session Time

Wind direction

North = 0°/360° Est = 90° South = 180° West = 270°



Session Time

Session Time

