

**Hockenheimring**  
**International GT Open**  
**Qualifying - 2 Driver - 2**  
**Provisional Results**



Cls	Nº	Entrant/Team	Nat	Driver 1	Nat	Driver 2	Nat	Vehicle	Cat	Cls	Laps	Best	Time	Gap	Interval	Km/h
1	14	Emil Frey Racing	CHN	<b>Norbert Siedler</b>	AUT	Mikaël Grenier	CAN	Lamborghini Huracan GT3 EVO	PRO	1	13	12	1:37.399			169.0
2	63	Emil Frey Racing	CHE	Albert Costa	ESP	<b>Giacomo Altoè</b>	ITA	Lamborghini Huracan GT3 EVO	PRO	2	15	12	1:37.404	0.005	0.005	169.0
3	96	Optimum Motorsport	GBR	Oliver Wilkinson	GBR	<b>Darren Turner</b>	GBR	Aston Martin GT3 AMR MY2019	PRO	3	11	9	1:37.442	0.043	0.038	168.9
4	59	Teo Martín Motorsport	ESP	Martin Kodrić	HRV	<b>Henrique Chaves</b>	PRT	McLaren 720 s	PRO	4	10	9	1:37.477	0.078	0.035	168.9
5	93	Spirit of Race / Tempesta	GBR	Christopher Froggatt	GBR	<b>Edward Cheever III</b>	ITA	Ferrari 488 GT3	PROAM	1	16	14	1:37.491	0.092	0.014	168.9
6	27	Lazarus Racing	ITA	Nicola De Marco	ITA	<b>Nicolas Pohler</b>	DEU	Lamborghini Huracan GT3 EVO	PRO	5	13	11	1:37.875	0.476	0.384	168.2
7	19	Raton Racing by Target	ITA	Jiatong Liang	CHN	<b>Raffaele Giammaria</b>	ITA	Lamborghini Huracan GT3 EVO	PRO	6	18	16	1:37.894	0.495	0.019	168.2
8	10	SPS Automotive Performance	DEU	Miguel Ramos	PRT	<b>Fabrizio Crestani</b>	ITA	Mercedes AMG GT3	PRO	7	10	4	1:37.966	0.567	0.072	168.0
9	12	Ombra Racing	ITA	<b>Federico Leo</b>	ITA	Najiy Razak	MYS	Lamborghini Huracan GT3 EVO	PRO	8	15	11	1:37.981	0.582	0.015	168.0
10	66	Vincenzo Sospiri Racing	ITA	<b>Kang Ling</b>	CHN	Frederik Schandorff	DNK	Lamborghini Huracan GT3	PROAM	2	13	12	1:38.029	0.630	0.048	167.9
11	17	Teo Martín Motorsport	ESP	Fran Rueda	ESP	<b>Andrés Saravia</b>	GTM	McLaren 720 s	PRO	9	14	13	1:38.067	0.668	0.038	167.9
12	25	HTP Motorsport	DEU	Alexander Hrachowina	AUT	<b>Martin Konrad</b>	AUT	Mercedes AMG GT3	AM	1	12	11	1:38.107	0.708	0.040	167.8
13	6	Antonelli MotorSport	ITA	<b>Daniel Zampieri</b>	ITA	Alessio Rovera	ITA	Mercedes AMG GT3	PRO	10	15	11	1:38.207	0.808	0.100	167.6
14	8	Antonelli MotorSport	ITA	Giuseppe Cipriani	ITA	-	-	Mercedes AMG GT3	AM	2	16	13	1:38.493	1.094	0.286	167.1
15	33	HTP Motorsport / Winward	DEU	<b>Russell Ward</b>	USA	Indy Dontje	NLD	Mercedes AMG GT3	PROAM	3	13	7	1:38.556	1.157	0.063	167.0
16	21	Spirit of Race	ITA	<b>Duncan Cameron</b>	GBR	Matt Griffin	IRE	Ferrari 488 GT3	PROAM	4	17	16	1:38.699	1.300	0.143	166.8
17	11	GetSpeed Performance	DEU	Janine Hill	GBR	<b>John Shoffner</b>	USA	Mercedes AMG GT3	AM	3	19	17	1:38.987	1.588	0.288	166.3
18	90	Raton Racing by Target	ITA	Alberto Di Folco	ITA	<b>Christoph Lenz</b>	CHE	Lamborghini Huracan GT3 EVO	PROAM	5	16	15	1:38.998	1.599	0.011	166.3
19	75	Rowe Racing / SunEnergy1	DEU	<b>Kenny Habul</b>	AUS	Thomas Jäger	DEU	Mercedes AMG GT3	PROAM	6	14	9	1:39.157	1.758	0.159	166.0
20	20	SPS Automotive Performance	DEU	<b>Valentin Pierburg</b>	DEU	Tom Onslow-Cole	GBR	Mercedes AMG GT3	PROAM	7	17	9	1:39.226	1.827	0.069	165.9
21	99	Sports and You	PRT	António Coimbra	PRT	<b>Luis Silva</b>	PRT	Mercedes AMG GT3	AM	4	14	12	1:39.867	2.468	0.641	164.8
22	16	Teo Martín Motorsport	ESP	<b>Marcelo Hahn</b>	BRA	Allam Khodair	BRA	McLaren 720 s	PROAM	8	12	8	1:40.210	2.811	0.343	164.3
23	9	Antonelli MotorSport	ITA	Davide Roda	ITA	-	-	Mercedes AMG GT3	AM	5	1	1	9:37:25.64	9:35:48.2	9:35:45.4	00.0

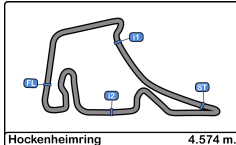
CAR 93 TIME 1:38.391 DELETED TRACK LIMITS AT T 1  
 CAR 19 TIME 1:38.239 DELETED TRACK LIMITS AT T 1  
 CAR 17 TIME 1:39.262 DELETED TRACK LIMITS AT T 1  
 CAR 93 TIME 1:42.103 DELETED TRACK LIMITS AT T 1  
 CAR 25 TIME 1:39.164 DELETED TRACK LIMITS AT T 1  
 CAR 8 TIME 1:39.080 DELETED TRACK LIMITS AT T 1  
 CAR 8 TIME 1:39.072 DELETED TRACK LIMITS AT T 1  
 CAR 75 TIME 1:39.644 DELETED TRACK LIMITS AT T 1  
 CAR 12 TIME 1:38.034 DELETED TRACK LIMITS AT T 1  
 CAR 17 TIME 1:37.934 DELETED TRACK LIMITS AT T 1  
 CAR 11 TIME 1:40.646 DELETED TRACK LIMITS AT T 1  
 CAR 25 TIME 1:37.853 DELETED TRACK LIMITS AT T 1  
 CAR 27 TIME 1:37.676 DELETED TRACK LIMITS AT T 1  
 CAR 20 TIME 1:39.290 DELETED TRACK LIMITS AT T 1  
 CAR 20 TIME 1:38.785 DELETED TRACK LIMITS AT T 1

Published at:.....

Track Temp: 29.6 °C Air Temp: 18.2 °C Humidity: 60 % Track Status: DRY

Stewards:	Race Director:	Timekeeper:
-----------	----------------	-------------





**Hockenheimring**  
**International GT Open**  
**Qualifying - 2 Driver - 2**  
**Provisional Results by Class**



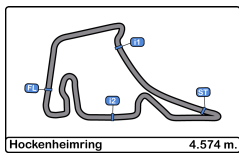
Cls	Nº	Entrant/Team	Nat	Driver 1	Nat	Status	Driver 2	Nat	Status	Vehicle	Cat	Cls	Laps	Best	Time	Gap	Interval	Km/h	
<b>PRO</b>																			
1	14	Emil Frey Racing	CHE	<b>Norbert Siedler</b>	CHE		Mikaël Grenier	CAN		Lamborghini Huracan GT3 EVO	PRO	1	13	12	1:37.399			169.0	
2	63	Emil Frey Racing	CHE	Albert Costa	CHE		<b>Giacomo Altoè</b>	ITA		Lamborghini Huracan GT3 EVO	PRO	2	15	12	1:37.404	0.005	0.005	169.0	
3	96	Optimum Motorsport	GBR	Oliver Wilkinson	GBR		<b>Darren Turner</b>	GBR		Aston Martin GT3 AMR MY2019	PRO	3	11	9	1:37.442	0.043	0.038	168.9	
4	59	Teo Martín Motorsport	ESP	Martin Kodrić	HRV		<b>Henrique Chaves</b>	PRT		McLaren 720 s	PRO	4	10	9	1:37.477	0.078	0.035	168.9	
5	27	Lazarus Racing	ITA	Nicola De Marco	ITA		<b>Nicolas Pohler</b>	DEU		Lamborghini Huracan GT3 EVO	PRO	5	13	11	1:37.875	0.476	0.398	168.2	
6	19	Raton Racing by Target	ITA	Jiatong Liang	CHN		<b>Raffaele Giammaria</b>	ITA		Lamborghini Huracan GT3 EVO	PRO	6	18	16	1:37.894	0.495	0.019	168.2	
7	10	SPS Automotive Performance	DEU	Miguel Ramos	PRT		<b>Fabrizio Crestani</b>	ITA		Mercedes AMG GT3	PRO	7	10	4	1:37.966	0.567	0.072	168.0	
8	12	Ombra Racing	ITA	<b>Federico Leo</b>	ITA		Najjy Razak	MYS		Lamborghini Huracan GT3 EVO	PRO	8	15	11	1:37.981	0.582	0.015	168.0	
9	17	Teo Martín Motorsport	ESP	Fran Rueda	ESP		<b>Andrés Saravia</b>	GTM		McLaren 720 s	PRO	9	14	13	1:38.067	0.668	0.086	167.9	
10	6	Antonelli MotorSport	ITA	<b>Daniel Zampieri</b>	ITA		Alessio Rovera	ITA		Mercedes AMG GT3	PRO	10	15	11	1:38.207	0.808	0.140	167.6	
<b>PROAM</b>																			
1	93	Spirit of Race / Tempesta	GBR	Christopher Froggatt	GBR		<b>Edward Cheever III</b>	ITA		Ferrari 488 GT3	PROAM	1	16	14	1:37.491			168.9	
2	66	Vincenzo Sospiri Racing	ITA	<b>Kang Ling</b>	CHN		Frederik Schandorff	DNK		Lamborghini Huracan GT3	PROAM	2	13	12	1:38.029	0.538	0.538	167.9	
3	33	HTP Motorsport / Winward	DEU	<b>Russell Ward</b>	USA		Indy Dontje	NLD		Mercedes AMG GT3	PROAM	3	13	7	1:38.556	1.065	0.527	167.0	
4	21	Spirit of Race	ITA	<b>Duncan Cameron</b>	GBR		Matt Griffin	IRL		Ferrari 488 GT3	PROAM	4	17	16	1:38.699	1.208	0.143	166.8	
5	90	Raton Racing by Target	ITA	Alberto Di Folco	ITA		<b>Christoph Lenz</b>	CHE		Lamborghini Huracan GT3 EVO	PROAM	5	16	15	1:38.998	1.507	0.299	166.3	
6	75	Rowe Racing / SunEnergy1	DEU	<b>Kenny Habul</b>	AUS		Thomas Jäger	DEU		Mercedes AMG GT3	PROAM	6	14	9	1:39.157	1.666	0.159	166.0	
7	20	SPS Automotive Performance	DEU	<b>Valentin Pierburg</b>	DEU		Tom Onslow-Cole	GBR		Mercedes AMG GT3	PROAM	7	17	9	1:39.226	1.735	0.069	165.9	
8	16	Teo Martín Motorsport	ESP	<b>Marcelo Hahn</b>	BRA		Allam Khodair	BRA		McLaren 720 s	PROAM	8	12	8	1:40.210	2.719	0.984	164.3	
<b>AM</b>																			
1	25	HTP Motorsport	DEU	Alexander Hrachowina	AUT		<b>Martin Konrad</b>	AUT		Mercedes AMG GT3	AM	1	12	11	1:38.107			167.8	
2	8	Antonelli MotorSport	ITA	Giuseppe Cipriani	ITA					Mercedes AMG GT3	AM	2	16	13	1:38.493	0.386	0.386	167.1	
3	11	GetSpeed Performance	DEU	Janine Hill	GBR		<b>John Shoffner</b>	USA		Mercedes AMG GT3	AM	3	19	17	1:38.987	0.880	0.494	166.3	
4	99	Sports and You	PRT	António Coimbra	PRT		<b>Luis Silva</b>	PRT		Mercedes AMG GT3	AM	4	14	12	1:39.867	1.760	0.880	164.8	
5	9	Antonelli MotorSport	ITA	Davide Roda	ITA					Mercedes AMG GT3	AM	5	1	1	9:37:25.64	9:35:47.5	9:35:45.7	00.0	

Published at:.....

Track Temp: 29.6 °C    Air Temp: 18.2 °C    Humidity: 60 %    Track Status: DRY

<b>Stewards:</b>	<b>Race Director:</b>	<b>Timekeeper:</b>
------------------	-----------------------	--------------------



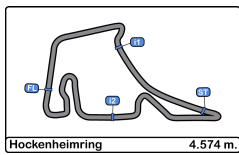


**Hockenheimring**  
**International GT Open**  
**Qualifying - 2 Driver - 2**  
**Lap Analysis**



6							11								
1 Daniel Zampieri			Mercedes AMG GT3				1 Janine Hill			Mercedes AMG GT3					
PRO							AM								
2 Alessio Rovera			Antonelli MotorSport				2 John Shoffner			GetSpeed Performance					
Lap	D	Time	Sector 1	Sector 2	Sector 3	T. Spd	Elapsed	Lap	D	Time	Sector 1	Sector 2	Sector 3	T. Spd	Elapsed
1	1	9:37:10.019	9:35:50.590	47.508	31.921	251.7	9:37:10.019	1	2	9:37:31.247	9:36:06.731	47.076	37.440	254.1	9:37:31.247
2	1	1:41.180	22.980	46.829	31.371	256.5	9:38:51.199	2	2	1:43.106	22.606	47.713	32.787	231.7	9:39:14.353
3	1	2:08.411 P	22.011	50.930	55.470	255.3	9:40:59.610	3	2	2:06.010 P	26.232	53.231	46.547	192.8	9:41:20.363
4	1	5:24.462	4:04.764	46.269	33.429	252.3	9:46:24.072	4	2	4:10.785	2:51.182	47.034	32.569	253.5	9:45:31.148
5	1	1:39.008	21.710	45.866	31.432	256.5	9:48:03.080	5	2	1:40.548	22.368	46.046	32.134	254.7	9:47:11.696
6	1	1:38.972	21.633	46.106	31.233	254.1	9:49:42.052	6	2	1:41.390	22.109	46.654	32.627	255.9	9:48:53.086
7	1	1:40.546	22.681	46.690	31.175	256.5	9:51:22.598	7	2	1:40.962	22.257	46.525	32.180	256.5	9:50:34.048
8	1	1:39.277	22.147	46.005	31.125	255.3	9:53:01.875	8	2	1:40.140	22.110	46.144	31.886	257.1	9:52:14.188
9	1	1:46.356 P	21.753	46.106	38.497	257.7	9:54:48.231	9	2	1:40.569	22.173	46.483	31.913	256.5	9:53:54.757
10	1	4:59.382	3:41.811	46.693	30.878	256.5	9:59:47.613	10	2	1:40.221	22.143	46.182	31.896	255.9	9:55:34.978
11	1	1:38.207	21.748	45.790	30.669	259.6	10:01:25.820	11	2	1:39.904	21.920	46.073	31.911	256.5	9:57:14.882
12	1	1:38.243	21.682	45.678	30.883	257.7	10:03:04.063	12	2	1:47.392 P	22.149	46.122	39.121	255.9	9:59:02.274
13	1	1:38.420	21.531	46.002	30.887	256.5	10:04:42.483	13	2	2:42.950	1:21.055	48.340	33.555	231.7	10:01:45.224
14	1	1:38.686	21.700	45.747	31.239	257.7	10:06:21.169	14	2	1:40.646	21.798	45.720	33.128	258.3	10:03:25.870
15	1	1:53.387 P	23.753	48.722	40.912	247.7	10:08:14.556	15	2	1:40.683	22.264	46.077	32.342	257.7	10:05:06.553
16	2	1:39.826	22.235	45.975	31.616	257.7	10:06:46.379	16	2	1:39.826	22.235	45.975	31.616	257.7	10:06:46.379
17	2	1:38.987	21.787	45.818	31.382	257.7	10:08:25.366	17	2	1:38.987	21.787	45.818	31.382	257.7	10:08:25.366
18	2	1:39.128	21.549	46.237	31.342	256.5	10:10:04.494	18	2	1:39.128	21.549	46.237	31.342	256.5	10:10:04.494
19	2	1:55.979 P	24.000	50.605	41.374	232.2	10:12:00.473	19	2	1:55.979 P	24.000	50.605	41.374	232.2	10:12:00.473
8							12								
1 Giuseppe Cipriani			Mercedes AMG GT3				1 Federico Leo			Lamborghini Huracan GT3 EVO					
AM							PRO								
2			Antonelli MotorSport				2 Najji Razak			Ombra Racing					
Lap	D	Time	Sector 1	Sector 2	Sector 3	T. Spd	Elapsed	Lap	D	Time	Sector 1	Sector 2	Sector 3	T. Spd	Elapsed
1	1	9:37:26.864	9:35:58.729	50.820	37.315	241.0	9:37:26.864	1	1	9:37:21.215	9:35:54.877	50.885	35.453	247.7	9:37:21.215
2	1	1:48.452 P	22.639	47.431	38.382	256.5	9:39:15.316	2	1	1:49.833 P	22.353	47.127	40.353	255.9	9:39:11.048
3	1	7:39.481	6:20.485	46.751	32.245	254.1	9:46:54.797	3	1	6:13.417	4:53.188	48.124	32.105	252.3	9:45:24.465
4	1	1:39.561	21.944	46.145	31.472	252.9	9:48:34.358	4	1	1:38.772	21.811	45.804	31.157	255.3	9:47:03.237
5	1	1:46.544	21.971	46.119	38.454	255.3	9:50:20.902	5	1	1:48.778	21.594	45.983	41.201	256.5	9:48:52.015
6	1	1:39.980	21.725	46.056	31.299	254.7	9:51:59.982	6	1	1:38.689	21.603	46.021	31.065	255.3	9:50:30.704
7	1	1:39.972	21.676	46.014	31.382	253.5	9:53:39.054	7	1	1:39.031	21.571	45.901	31.559	255.3	9:52:09.735
8	1	1:39.835	21.749	46.140	31.946	255.3	9:55:18.889	8	1	1:47.150 P	22.521	46.590	38.039	254.7	9:53:56.885
9	1	1:45.828 P	21.840	47.092	36.896	255.3	9:57:04.717	9	1	3:50.742	2:29.938	48.500	32.304	240.5	9:57:47.627
10	1	3:12.163	1:54.498	46.036	31.629	254.7	10:00:16.880	10	1	1:38.034	21.466	45.503	31.065	255.3	9:59:25.661
11	1	1:38.865	21.864	45.971	31.030	255.9	10:01:55.745	11	1	1:37.981	21.473	45.640	30.868	255.3	10:01:03.642
12	1	1:38.724	21.850	45.707	31.167	255.9	10:03:34.469	12	1	1:38.103	21.487	45.568	31.048	255.9	10:02:41.745
13	1	1:38.493	21.578	45.713	31.202	257.7	10:05:12.962	13	1	1:42.072	21.988	48.878	31.206	242.6	10:04:23.817
14	1	1:42.563	21.870	47.886	32.807	256.5	10:06:55.525	14	1	1:38.037	21.486	45.615	30.936	256.5	10:06:01.854
15	1	1:46.401	25.673	48.953	31.775	249.4	10:08:41.926	15	1	1:47.361 P	21.510	47.031	38.820	257.1	10:07:49.215
16	1	1:44.712 P	21.779	45.846	37.087	254.7	10:10:26.638	16	1	1:47.361 P	21.510	47.031	38.820	257.1	10:07:49.215
9							14								
1 Davide Roda			Mercedes AMG GT3				1 Norbert Siedler			Lamborghini Huracan GT3 EVO					
AM							PRO								
2			Antonelli MotorSport				2 Mikaël Grenier			Emil Frey Racing					
Lap	D	Time	Sector 1	Sector 2	Sector 3	T. Spd	Elapsed	Lap	D	Time	Sector 1	Sector 2	Sector 3	T. Spd	Elapsed
1	1	9:37:25.643	9:35:57.683	51.331	36.629	235.8	9:37:25.643	1	1	9:38:23.308	9:36:54.409	55.544	33.355	220.8	9:38:23.308
2	1	22.152	47.583	252.9				2	1	1:58.790 P	21.453	49.933	47.404	256.5	9:40:22.098
10							14								
1 Miguel Ramos			Mercedes AMG GT3				1 Norbert Siedler			Lamborghini Huracan GT3 EVO					
PRO							PRO								
2 Fabrizio Crestani			SPS Automotive Performance				2 Mikaël Grenier			Emil Frey Racing					
Lap	D	Time	Sector 1	Sector 2	Sector 3	T. Spd	Elapsed	Lap	D	Time	Sector 1	Sector 2	Sector 3	T. Spd	Elapsed
1	2	9:36:46.839	9:35:29.498	46.148	31.193	252.9	9:36:46.839	1	1	9:38:23.308	9:36:54.409	55.544	33.355	220.8	9:38:23.308
2	2	1:45.581 P	21.646	46.366	37.569	255.9	9:38:32.420	2	1	1:58.790 P	21.453	49.933	47.404	256.5	9:40:22.098
3	2	8:03.289	6:39.235	48.915	35.139	254.1	9:46:35.709	3	1	5:49.247	4:27.006	49.688	32.553	234.2	9:46:11.345
4	2	1:37.966	21.498	45.452	31.016	257.1	9:48:13.675	4	1	1:38.058	21.562	45.579	30.917	257.1	9:47:49.403
5	2	2:07.744 P	21.303	53.492	52.949	258.3	9:50:21.419	5	1	1:37.967	21.388	45.479	31.100	257.1	9:49:27.370
6	2	7:07.400	5:49.538	46.382	31.480	254.1	9:57:28.819	6	1	1:42.429	21.845	47.004	33.580	257.7	9:51:09.799
7	2	1:38.364	21.645	45.497	31.222	257.7	9:59:07.183	7	1	1:44.920 P	21.588	46.577	36.755	255.3	9:52:54.719
8	2	1:38.276	21.626	45.564	31.086	258.3	10:00:45.459	8	1	7:20.246	5:59.690	48.283	32.273	252.3	10:00:14.965
9	2	1:38.305	21.530	45.518	31.257	258.9	10:02:23.764	9	1	1:37.530	21.271	45.343	30.916	258.3	10:01:52.495
10	2	1:56.795 P	23.973	51.323	41.499	233.7	10:04:20.559	10	1	1:41.025	21.258	47.111	32.656	258.9	10:03:33.520
								11	1	1:37.512	21.346	45.300	30.866	257.7	10:05:11.032
								12	1	1:37.399	21.287	45.313	30.799	259.6	10:06:48.431
								13	1	1:47.865 P	21.401	48.256	38.208	259.6	10:08:36.296





**Hockenheimring**  
**International GT Open**  
**Qualifying - 2 Driver - 2**  
**Lap Analysis**



**16** 1 Marcelo Hahn McLaren 720 s **20** 1 Valentin Pierburg Mercedes AMG GT3  
 PROAM 2 Allam Khodair Teo Martin Motorsport PROAM 2 Tom Onslow-Cole SPS Automotive Performance

Lap	D	Time	Sector 1	Sector 2	Sector 3	T. Spd	Elapsed	Lap	D	Time	Sector 1	Sector 2	Sector 3	T. Spd	Elapsed
1	1	9:38:13.814	9:36:52.204	47.992	33.618	250.5	9:38:13.814	1	1	9:37:22.242	9:35:55.547	51.538	35.157	244.8	9:37:22.242
2	1	1:58.298 P	22.641	47.359	48.298	254.1	9:40:12.112	2	1	1:43.637	22.838	48.145	32.654	246.5	9:39:05.879
3	1	6:16.915	4:56.242	47.828	32.845	252.9	9:46:29.027	3	1	2:06.568 P	23.101	53.555	49.912	181.8	9:41:12.447
4	1	1:43.096	22.482	47.463	33.151	254.1	9:48:12.123	4	1	5:01.765	3:41.657	47.231	32.877	252.9	9:46:14.212
5	1	2:18.340 P	22.292	1:05.207	50.841	255.9	9:50:30.463	5	1	1:40.936	22.163	46.614	32.159	257.1	9:47:55.148
6	1	10:36.177	9:17.585	46.801	31.791	256.5	10:01:06.640	6	1	1:41.356	22.204	46.932	32.220	255.9	9:49:36.504
7	1	1:40.492	22.334	46.378	31.780	255.9	10:02:47.132	7	1	1:46.656 P	22.032	46.544	38.080	255.9	9:51:23.160
8	1	1:40.210	22.207	46.223	31.780	257.1	10:04:27.342	8	1	3:30.060	2:09.144	47.817	33.099	238.4	9:54:53.220
9	1	1:40.339	22.169	46.292	31.878	255.9	10:06:07.681	9	1	1:39.226	21.873	45.966	31.387	255.9	9:56:32.446
10	1	1:40.588	22.519	46.270	31.799	257.1	10:07:48.269	10	1	1:39.285	21.850	45.951	31.484	256.5	9:58:11.731
11	1	1:40.520	22.059	46.220	32.241	255.9	10:09:28.789	11	1	1:47.206 P	22.496	46.458	38.252	256.5	9:59:58.937
12	1	2:14.816 P	28.980	59.973	45.863	182.7	10:11:43.605	12	1	2:27.473	1:08.996	46.399	32.078	255.9	10:02:26.410

**17** 1 Fran Rueda McLaren 720 s  
 PRO 2 Andrés Saravia Teo Martin Motorsport

Lap	D	Time	Sector 1	Sector 2	Sector 3	T. Spd	Elapsed	Lap	D	Time	Sector 1	Sector 2	Sector 3	T. Spd	Elapsed
1	2	9:36:52.012	9:35:32.505	47.287	32.220	249.4	9:36:52.012	13	1	1:39.592	21.903	46.165	31.524	258.3	10:04:06.002
2	2	1:41.063	22.587	46.593	31.883	254.1	9:38:33.075	14	1	1:45.846	23.625	47.083	35.138	255.3	10:05:51.848
3	2	1:53.454 P	21.999	47.423	44.032	255.9	9:40:26.529	15	1	4:39.290	21.696	46.214	31.380	257.7	10:07:31.138
4	2	5:40.121	4:17.091	48.823	34.207	248.2	9:46:06.650	16	1	4:38.785	21.772	45.771	31.242	257.7	10:09:09.923
5	2	4:39.262	21.806	45.992	31.464	254.7	9:47:45.912	17	1	2:08.217 P	23.090	54.953	50.174	223.1	10:11:18.140
6	2	1:39.218	21.969	45.781	31.468	255.3	9:49:25.130								
7	2	1:38.771	21.714	45.821	31.236	255.9	9:51:03.901								
8	2	1:45.544 P	21.853	46.426	37.265	254.1	9:52:49.445								
9	2	8:00.344	6:40.487	47.820	32.037	225.0	10:00:49.789								
10	2	4:37.934	21.563	45.343	31.028	256.5	10:02:27.723								
11	2	1:44.437	21.643	48.479	34.315	258.3	10:04:12.160								
12	2	1:38.504	21.700	45.691	31.113	257.1	10:05:50.664								
13	2	1:38.067	21.541	45.496	31.030	257.7	10:07:28.731								
14	2	1:44.144 P	21.683	45.542	36.919	256.5	10:09:12.875								

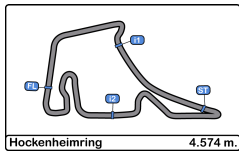
**19** 1 Jiatong Liang Lamborghini Huracan GT3 EVO  
 PRO 2 Raffaele Giammaria Raton Racing by Target

Lap	D	Time	Sector 1	Sector 2	Sector 3	T. Spd	Elapsed	Lap	D	Time	Sector 1	Sector 2	Sector 3	T. Spd	Elapsed
1	2	9:37:14.416	9:35:51.559	48.005	34.852	234.7	9:37:14.416	21	1	9:37:29.737	9:36:02.488	48.526	38.723	251.7	9:37:29.737
2	2	1:39.476	22.010	46.111	31.355	255.9	9:38:53.892	2	1	1:42.996	22.682	47.112	33.202	255.3	9:39:12.733
3	2	2:07.372 P	22.103	48.919	56.350	253.5	9:41:01.264	3	1	2:05.287 P	22.665	51.316	51.306	256.5	9:41:18.020
4	2	5:00.789	3:39.186	48.183	33.420	254.1	9:46:02.053	4	1	4:36.635	3:17.483	46.848	32.304	254.7	9:45:54.655
5	2	4:38.239	21.674	45.683	30.882	255.9	9:47:40.292	5	1	1:39.725	22.015	46.055	31.655	255.9	9:47:34.380
6	2	1:38.306	21.498	45.704	31.104	255.9	9:49:18.598	6	1	1:39.388	21.787	46.017	31.584	255.9	9:49:13.768
7	2	1:38.441	21.742	45.517	31.182	256.5	9:50:57.039	7	1	1:39.365	21.746	45.976	31.643	255.9	9:50:53.133
8	2	1:38.204	21.527	45.577	31.100	255.9	9:52:35.243	8	1	1:39.293	21.651	45.984	31.658	255.3	9:52:32.426
9	2	1:46.751 P	21.662	46.241	38.848	257.1	9:54:21.994	9	1	1:44.735 P	21.746	46.005	36.984	255.3	9:54:17.161
10	2	3:15.371	1:57.389	46.075	31.907	254.7	9:57:37.365	10	1	3:05.245	1:45.852	47.268	32.125	255.9	9:57:22.406
11	2	1:38.330	21.601	45.717	31.012	257.7	9:59:15.695	11	1	1:40.535	21.894	46.235	32.406	257.1	9:59:02.941
12	2	1:38.785	21.412	45.727	31.646	257.7	10:00:54.480	12	1	1:39.710	21.903	46.101	31.706	256.5	10:00:42.651
13	2	1:42.328	23.038	46.323	32.967	255.3	10:02:36.808	13	1	1:39.167	21.864	45.741	31.562	257.1	10:02:21.818
14	2	1:38.893	21.552	45.502	31.839	258.3	10:04:15.701	14	1	1:43.374	22.301	48.393	32.680	248.8	10:04:05.192
15	2	1:43.047	23.644	47.010	32.393	236.3	10:05:58.748	15	1	1:38.888	21.805	45.751	31.332	257.1	10:05:44.080
16	2	1:37.894	21.485	45.564	30.845	257.7	10:07:36.642	16	1	1:38.699	21.712	45.652	31.335	257.7	10:07:22.779
17	2	1:38.573	21.526	45.498	31.549	258.3	10:09:15.215	17	1	1:47.183 P	21.944	46.367	38.872	256.5	10:09:09.962
18	2	2:15.340 P	27.846	57.584	49.910	181.2	10:11:30.555								

**25** 1 Alexander Hrachowina Mercedes AMG GT3  
 AM 2 Martin Konrad HTP Motorsport

Lap	D	Time	Sector 1	Sector 2	Sector 3	T. Spd	Elapsed	Lap	D	Time	Sector 1	Sector 2	Sector 3	T. Spd	Elapsed
1	2	9:40:57.516 P	9:38:53.702	1:01.411	1:02.403	203.0	9:40:57.516	21	2	1:38.107	21.431	45.633	31.043	257.7	10:08:42.908
2	2	6:28.050	5:00.292	52.967	34.791	216.4	9:47:25.566	2	2	1:49.456 P	21.418	45.690	42.348	258.3	10:10:32.364
3	2	4:39.164	21.834	46.111	31.219	253.5	9:49:04.730								
4	2	1:38.674	21.569	45.876	31.229	254.7	9:50:43.404								
5	2	1:38.399	21.364	45.873	31.162	255.3	9:52:21.803								
6	2	1:38.149	21.420	45.710	31.019	256.5	9:53:59.952								
7	2	1:48.424 P	21.649	47.088	39.687	257.1	9:55:48.376								
8	2	7:55.548	6:35.089	47.723	32.736	202.6	10:03:43.924								
9	2	4:37.853	21.239	45.826	30.788	255.9	10:05:21.777								
10	2	1:43.024	21.254	47.305	34.465	258.3	10:07:04.801								
11	2	1:38.107	21.431	45.633	31.043	257.7	10:08:42.908								
12	2	1:49.456 P	21.418	45.690	42.348	258.3	10:10:32.364								





**Hockenheimring**  
**International GT Open**  
**Qualifying - 2 Driver - 2**  
**Lap Analysis**



**27**

1 Nicola De Marco Lamborghini Huracan GT3 EVO  
 2 Nicolas Pohler Lazarus Racing

Lap	D	Time	Sector 1	Sector 2	Sector 3	T. Spd	Elapsed
1	2	9:37:18.935	9:35:55.915	47.199	35.821	253.5	9:37:18.935
2	2	1:39.188	21.812	46.075	31.301	255.9	9:38:58.123
3	2	2:08.854 P	21.660	57.262	49.932	175.3	9:41:06.977
4	2	4:33.210	3:14.648	46.703	31.859	254.7	9:45:40.187
5	2	1:38.845	21.771	45.843	31.231	257.7	9:47:19.032
6	2	1:38.823	21.518	45.835	31.470	258.9	9:48:57.855
7	2	1:46.520 P	21.911	46.058	38.551	257.7	9:50:44.375
8	2	10:34.279	9:08.903	50.160	35.216	252.9	10:01:18.654
9	2	1:38.547	21.781	45.850	30.916	257.1	10:02:57.201
10	2	1:38.041	21.434	45.513	31.094	258.3	10:04:35.242
11	2	<b>1:37.875</b>	21.514	<b>45.448</b>	<b>30.913</b>	258.3	10:06:13.117
12	2	<del>1:37.676</del>	<b>21.199</b>	45.519	30.958	258.3	10:07:50.793
13	2	1:51.480 P	21.306	48.133	42.041	258.3	10:09:42.273

**63**

1 Albert Costa Lamborghini Huracan GT3 EVO  
 2 Giacomo Altoè Emil Frey Racing

Lap	D	Time	Sector 1	Sector 2	Sector 3	T. Spd	Elapsed
1	2	9:38:25.675	9:37:00.139	52.149	33.387	234.2	9:38:25.675
2	2	1:57.974 P	21.561	48.904	47.509	256.5	9:40:23.649
3	2	4:29.334	3:10.128	47.109	32.097	253.5	9:44:52.983
4	2	1:38.127	21.559	45.499	31.069	257.7	9:46:31.110
5	2	1:39.552	21.546	46.406	31.600	257.7	9:48:10.662
6	2	1:37.836	21.354	45.549	30.933	256.5	9:49:48.498
7	2	1:37.853	21.434	45.491	30.928	257.7	9:51:26.351
8	2	1:43.732 P	21.659	46.196	35.877	258.3	9:53:10.083
9	2	6:59.423	5:38.252	48.673	32.498	253.5	10:00:09.506
10	2	1:37.590	21.279	45.357	30.954	257.7	10:01:47.096
11	2	1:37.888	21.355	<b>45.204</b>	31.329	259.6	10:03:24.984
12	2	<b>1:37.404</b>	21.309	45.288	<b>30.807</b>	258.9	10:05:02.388
13	2	1:37.570	<b>21.272</b>	45.329	30.969	259.6	10:06:39.958
14	2	1:37.834	21.421	45.323	31.090	258.9	10:08:17.792
15	2	1:44.310 P	21.477	45.502	37.331	258.3	10:10:02.102

**33**

1 Russell Ward Mercedes AMG GT3  
 2 Indy Dontje HTP Motorsport / Winward Racing

Lap	D	Time	Sector 1	Sector 2	Sector 3	T. Spd	Elapsed
1	1	9:39:51.680 P	9:38:21.380	48.712	41.588	251.1	9:39:51.680
2	1	6:28.947	5:07.323	46.926	34.698	252.9	9:46:20.627
3	1	1:39.225	21.868	46.056	31.301	255.3	9:47:59.852
4	1	1:38.948	21.796	45.793	31.359	256.5	9:49:38.800
5	1	1:42.965	21.772	47.844	33.349	236.8	9:51:21.765
6	1	1:38.690	21.976	<b>45.588</b>	<b>31.126</b>	257.1	9:53:00.455
7	1	<b>1:38.556</b>	<b>21.520</b>	45.588	31.448	257.1	9:54:39.011
8	1	1:45.832 P	21.565	46.906	37.361	258.9	9:56:24.843
9	1	4:55.600	3:36.856	45.788	32.956	255.9	10:01:20.443
10	1	1:47.856	24.434	47.705	35.717	257.7	10:03:08.299
11	1	1:39.391	21.776	45.847	31.768	259.6	10:04:47.690
12	1	1:39.329	21.854	46.050	31.425	258.9	10:06:27.019
13	1	1:45.401 P	21.771	45.604	38.026	259.6	10:08:12.420

**66**

1 Kang Ling Lamborghini Huracan GT3  
 2 Frederik Schandorff Vincenzo Sospiri Racing

Lap	D	Time	Sector 1	Sector 2	Sector 3	T. Spd	Elapsed
1	1	9:37:34.444	9:36:14.748	47.345	32.351	254.7	9:37:34.444
2	1	1:41.364	22.434	46.397	32.533	258.9	9:39:15.808
3	1	2:06.207 P	28.351	51.408	46.448	244.8	9:41:22.015
4	1	4:14.524	2:52.509	47.725	34.290	258.3	9:45:36.539
5	1	1:40.672	22.384	46.206	32.082	259.6	9:47:17.211
6	1	1:40.377	22.136	46.209	32.032	259.6	9:48:57.588
7	1	1:48.408 P	23.063	47.039	38.306	260.2	9:50:45.996
8	1	9:35.862	8:16.126	47.673	32.063	254.7	10:00:21.858
9	1	1:38.313	21.593	45.564	<b>31.156</b>	260.2	10:02:00.171
10	1	1:38.086	<b>21.519</b>	45.408	31.159	260.8	10:03:38.257
11	1	1:41.733	23.085	47.079	31.569	248.8	10:05:19.990
12	1	<b>1:38.029</b>	21.662	<b>45.210</b>	31.157	261.5	10:06:58.019
13	1	2:03.751 P	22.904	53.200	47.647	250.0	10:09:01.770

**59**

1 Martin Kodrić McLaren 720 s  
 2 Henrique Chaves Teo Martín Motorsport

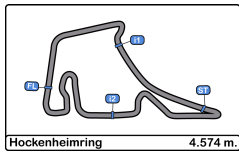
Lap	D	Time	Sector 1	Sector 2	Sector 3	T. Spd	Elapsed
1	2	9:37:45.015	9:36:25.073	47.722	32.220	250.0	9:37:45.015
2	2	1:40.123	21.936	46.470	31.717	255.3	9:39:25.138
3	2	1:58.516 P	22.033	48.987	47.496	230.2	9:41:23.654
4	2	5:19.427	3:59.100	46.614	33.713	253.5	9:46:43.081
5	2	1:38.531	21.681	45.737	31.113	256.5	9:48:21.612
6	2	1:46.875 P	21.544	46.826	38.505	256.5	9:50:08.487
7	2	11:32.955	10:13.410	47.839	31.706	253.5	10:01:41.442
8	2	1:37.719	21.587	45.401	<b>30.731</b>	256.5	10:03:19.161
9	2	<b>1:37.477</b>	21.313	45.302	30.862	257.7	10:04:56.638
10	2	1:46.426 P	<b>21.306</b>	<b>45.198</b>	39.922	260.2	10:06:43.064

**75**

1 Kenny Habul Mercedes AMG GT3  
 2 Thomas Jäger Rowe Racing / SunEnergy1 Racing

Lap	D	Time	Sector 1	Sector 2	Sector 3	T. Spd	Elapsed
1	1	9:37:37.442	9:36:14.303	49.342	33.797	242.6	9:37:37.442
2	1	2:07.467 P	31.344	48.554	47.569	249.4	9:39:44.909
3	1	5:14.071	3:55.281	46.950	31.840	251.1	9:44:58.980
4	1	1:39.629	21.911	46.334	31.384	254.1	9:46:38.609
5	1	1:39.716	21.596	46.655	31.465	252.9	9:48:18.325
6	1	2:06.455 P	26.737	55.533	44.185	188.4	9:50:24.780
7	1	5:45.431	4:25.795	47.085	32.551	252.3	9:56:10.211
8	1	<del>1:39.644</del>	<b>21.592</b>	46.382	31.670	254.1	9:57:49.855
9	1	<b>1:39.157</b>	21.836	<b>45.934</b>	31.387	255.3	9:59:29.012
10	1	1:55.626 P	22.044	49.444	44.138	255.9	10:01:24.638
11	1	4:14.830	2:55.259	47.254	32.317	252.9	10:05:39.468
12	1	1:39.252	21.820	46.246	<b>31.186</b>	254.7	10:07:18.720
13	1	1:39.790	21.738	46.094	31.958	255.3	10:08:58.510
14	1	2:18.520 P	28.823	59.911	49.786	173.6	10:11:17.030





**Hockenheimring**  
**International GT Open**  
**Qualifying - 2 Driver - 2**  
**Lap Analysis**



**90** 1 Alberto Di Folco Lamborghini Huracan GT3 EVO

**99** 1 António Coimbra Mercedes AMG GT3

PROAM 2 Christoph Lenz Raton Racing by Target

AM 2 Luis Silva Sports and You

Lap	D	Time	Sector 1	Sector 2	Sector 3	T. Spd	Elapsed	Lap	D	Time	Sector 1	Sector 2	Sector 3	T. Spd	Elapsed
1	2	9:39:02.697	9:37:42.400	47.830	32.467	250.5	9:39:02.697	1	2	9:38:14.693	9:36:47.005	51.920	35.768	241.6	9:38:14.693
2	2	2:08.071 P	23.799	55.251	49.021	172.2	9:41:10.768	2	2	2:03.394 P	24.028	51.481	47.885	251.7	9:40:18.087
3	2	3:57.440	2:37.130	47.409	32.901	251.7	9:45:08.208	3	2	4:59.635	3:37.215	48.399	34.021	248.2	9:45:17.722
4	2	1:41.012	22.224	46.596	32.192	255.9	9:46:49.220	4	2	1:43.578	23.109	47.097	33.372	254.1	9:47:01.300
5	2	1:41.272	22.216	47.230	31.826	255.3	9:48:30.492	5	2	1:42.490	22.642	46.624	33.224	254.7	9:48:43.790
6	2	1:41.102	22.208	46.815	32.079	254.7	9:50:11.594	6	2	1:42.936	22.344	47.047	33.545	254.7	9:50:26.726
7	2	1:40.207	22.053	46.195	31.959	254.1	9:51:51.801	7	2	1:42.807	22.586	47.004	33.217	254.7	9:52:09.533
8	2	1:40.047	22.156	46.186	31.705	253.5	9:53:31.848	8	2	1:55.951 P	24.567	50.601	40.783	252.3	9:54:05.484
9	2	1:46.721 P	22.334	46.503	37.884	253.5	9:55:18.569	9	2	4:38.729	3:19.955	46.364	32.410	253.5	9:58:44.213
10	2	2:44.170	1:25.799	46.471	31.900	254.7	9:58:02.739	10	2	1:40.682	22.289	46.262	32.131	257.1	10:00:24.895
11	2	1:39.137	21.651	45.718	31.768	255.9	9:59:41.876	11	2	1:41.129	22.451	46.275	32.403	257.1	10:02:06.024
12	2	1:39.544	21.861	46.100	31.583	256.5	10:01:21.420	12	2	1:39.867	22.155	45.870	31.842	257.7	10:03:45.891
13	2	1:39.269	21.950	45.841	31.478	255.9	10:03:00.689	13	2	1:40.380	22.102	46.348	31.930	256.5	10:05:26.271
14	2	1:39.316	21.853	45.958	31.505	256.5	10:04:40.005	14	2	1:59.454 P	22.300	49.714	47.440	233.2	10:07:25.725
15	2	1:38.998	21.758	45.856	31.384	255.9	10:06:19.003								
16	2	1:50.234 P	22.458	47.351	40.425	253.5	10:08:09.237								

**93** 1 Christopher Froggatt Ferrari 488 GT3

PROAM 2 Edward Cheever III Spirit of Race / Tempesta Racing

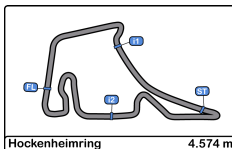
Lap	D	Time	Sector 1	Sector 2	Sector 3	T. Spd	Elapsed
1	2	9:37:28.778	9:36:03.005	48.162	37.611	253.5	9:37:28.778
2	2	1:42.131	22.336	46.938	32.857	256.5	9:39:10.909
3	2	2:03.993 P	22.146	52.445	49.402	252.3	9:41:14.902
4	2	3:50.818	2:27.627	51.403	31.788	258.9	9:45:05.720
5	2	<del>4:39.304</del>	21.563	45.811	31.017	257.1	9:46:44.111
6	2	<del>4:42.403</del>	21.454	46.483	34.166	260.2	9:48:26.214
7	2	1:37.969	21.395	45.567	31.007	256.5	9:50:04.183
8	2	1:37.815	21.353	45.548	30.914	255.9	9:51:41.998
9	2	1:37.708	21.467	45.397	30.844	255.9	9:53:19.706
10	2	1:45.192 P	21.697	46.071	37.424	257.1	9:55:04.898
11	2	6:26.764	5:02.464	52.203	32.097	258.3	10:01:31.662
12	2	1:37.772	21.539	45.533	30.700	259.6	10:03:09.434
13	2	1:42.712	21.535	49.991	31.186	261.5	10:04:52.146
14	2	1:37.491	21.248	45.323	30.920	261.5	10:06:29.637
15	2	1:40.009	21.313	46.059	32.637	260.2	10:08:09.646
16	2	1:48.053 P	21.287	46.487	40.279	257.1	10:09:57.699

**96** 1 Oliver Wilkinson Aston Martin GT3 AMR MY2019

PRO 2 Darren Turner Optimum Motorsport

Lap	D	Time	Sector 1	Sector 2	Sector 3	T. Spd	Elapsed
1	2	9:45:49.886	9:44:32.841	46.027	31.018	255.3	9:45:49.886
2	2	1:38.517	21.661	45.765	31.091	258.9	9:47:28.403
3	2	1:37.749	21.369	45.459	30.921	260.2	9:49:06.152
4	2	1:37.970	21.470	45.452	31.048	260.8	9:50:44.122
5	2	1:50.693 P	24.037	48.421	38.235	243.7	9:52:34.815
6	2	9:00.766	7:31.343	57.132	32.291	258.3	10:01:35.581
7	2	1:39.228	22.240	46.035	30.953	260.2	10:03:14.809
8	2	1:39.895	21.331	45.420	33.144	260.8	10:04:54.704
9	2	1:37.442	21.519	45.243	30.680	262.1	10:06:32.146
10	2	1:37.741	21.330	45.092	31.319	262.1	10:08:09.887
11	2	2:03.359 P	27.012	56.081	40.266	163.8	10:10:13.246



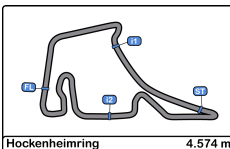


**Hockenheimring**  
**International GT Open**  
**Qualifying - 2 Driver - 2**  
**Best Sectors Results**



Sector - 1				Sector - 2				Sector - 3				Ideal Lap vs Best Lap				
Clas	Nº	Driver	Time	Nº	Driver	Time	Nº	Driver	Time	Clas	Nº	Driver	Ideal Lap	Best Lap	Clas	
1	27	Nicolas Pohler	21.199	96	Darren Turner	45.092	6	Daniel Zampieri	30.669	1	96	Darren Turner	1:37.102	1:37.442	3	
2	25	Martin Konrad	21.239	59	Henrique Chaves	45.198	96	Darren Turner	30.680	2	59	Henrique Chaves	1:37.235	1:37.477	4	
3	93	Edward Cheever III	21.248	63	Giacomo Altoè	45.204	93	Edward Cheever III	30.700	3	93	Edward Cheever III	1:37.271	1:37.491	5	
4	14	Norbert Siedler	21.258	66	Kang Ling	45.210	59	Henrique Chaves	30.731	4	63	Giacomo Altoè	1:37.283	1:37.404	2	
5	63	Giacomo Altoè	21.272	14	Norbert Siedler	45.300	25	Martin Konrad	30.788	5	14	Norbert Siedler	1:37.357	1:37.399	1	
6	10	Fabrizio Crestani	21.303	93	Edward Cheever III	45.323	14	Norbert Siedler	30.799	6	27	Nicolas Pohler	1:37.560	1:37.875	6	
7	59	Henrique Chaves	21.306	17	Andrés Saravia	45.343	63	Giacomo Altoè	30.807	7	25	Martin Konrad	1:37.660	1:38.107	12	
8	96	Darren Turner	21.330	27	Nicolas Pohler	45.448	19	Raffaele Giammaria	30.845	8	19	Raffaele Giammaria	1:37.755	1:37.894	7	
9	19	Raffaele Giammaria	21.412	10	Fabrizio Crestani	45.452	12	Federico Leo	30.868	9	10	Fabrizio Crestani	1:37.771	1:37.966	8	
10	12	Federico Leo	21.466	19	Raffaele Giammaria	45.498	27	Nicolas Pohler	30.913	10	12	Federico Leo	1:37.837	1:37.981	9	
11	66	Kang Ling	21.519	12	Federico Leo	45.503	10	Fabrizio Crestani	31.016	11	6	Daniel Zampieri	1:37.878	1:38.207	13	
12	33	Russell Ward	21.520	33	Russell Ward	45.588	17	Andrés Saravia	31.028	12	66	Kang Ling	1:37.885	1:38.029	10	
13	6	Daniel Zampieri	21.531	25	Martin Konrad	45.633	8	Giuseppe Cipriani	31.030	13	17	Andrés Saravia	1:37.912	1:38.067	11	
14	17	Andrés Saravia	21.541	21	Duncan Cameron	45.652	33	Russell Ward	31.126	14	33	Russell Ward	1:38.234	1:38.556	15	
15	11	John Shoffner	21.549	6	Daniel Zampieri	45.678	66	Kang Ling	31.156	15	8	Giuseppe Cipriani	1:38.315	1:38.493	14	
16	8	Giuseppe Cipriani	21.578	8	Giuseppe Cipriani	45.707	75	Kenny Habul	31.186	16	11	John Shoffner	1:38.611	1:38.987	17	
17	75	Kenny Habul	21.592	90	Christoph Lenz	45.718	20	Valentin Pierburg	31.242	17	21	Duncan Cameron	1:38.635	1:38.699	16	
18	21	Duncan Cameron	21.651	11	John Shoffner	45.720	21	Duncan Cameron	31.332	18	20	Valentin Pierburg	1:38.709	1:39.226	20	
19	90	Christoph Lenz	21.651	20	Valentin Pierburg	45.771	11	John Shoffner	31.342	19	75	Kenny Habul	1:38.712	1:39.157	19	
20	20	Valentin Pierburg	21.696	99	Luis Silva	45.870	90	Christoph Lenz	31.384	20	90	Christoph Lenz	1:38.753	1:38.998	18	
21	16	Marcelo Hahn	22.059	75	Kenny Habul	45.934	16	Marcelo Hahn	31.780	21	99	Luis Silva	1:39.814	1:39.867	21	
22	99	Luis Silva	22.102	16	Marcelo Hahn	46.220	99	Luis Silva	31.842	22	16	Marcelo Hahn	1:40.059	1:40.210	22	
23	9	Davide Roda	22.152	9	Davide Roda	47.583	9	Davide Roda	36.629	23	9	Davide Roda	1:46.364	Transpo	23	





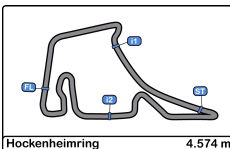
**Hockenheimring**  
**International GT Open**  
**Qualifying - 2 Driver - 2**  
**Best 5 Lap Times**



Cl	Nº	Entrant/Team	Nat	Driver 1	Nat	Status	Driver 2	Nat	Status	Vehicle	Cat	Cl	Best 1		Best 2		Best 3		Best 4		Best 5	
													Time	Lap	Time	Lap	Time	Lap	Time	Lap	Time	Lap
1	14	Emil Frey Racing	CH	<b>Norbert Siedler</b>	CH	AUT	Mikaël Grenier	CA	PRO	Lamborghini Huracan GT3	PRO	1	1:37.399	12	1:37.512	11	1:37.530	9	1:37.967	5	1:38.058	4
2	63	Emil Frey Racing	CH	Albert Costa	ES	ESP	<b>Giacomo Altoè</b>	IT	PRO	Lamborghini Huracan GT3	PRO	2	1:37.404	12	1:37.570	13	1:37.590	10	1:37.834	14	1:37.836	6
3	96	Optimum Motorsport	GB	Oliver Wilkinson	GB	GBR	<b>Darren Turner</b>	GB	PRO	Aston Martin GT3 AMR	PRO	3	1:37.442	9	1:37.741	10	1:37.749	3	1:37.970	4	1:38.517	2
4	59	Teo Martín Motorsport	ES	Martin Kodrić	HR	HRV	<b>Henrique Chaves</b>	PT	PRO	McLaren 720 s	PRO	4	1:37.477	9	1:37.719	8	1:38.531	5	1:46.426	10	1:46.875	6
5	93	Spirit of Race / Tempesta	GB	Christopher Froggatt	GB	GBR	<b>Edward Cheever III</b>	IT	PROAM	Ferrari 488 GT3	PROAM	1	1:37.491	14	1:37.708	9	1:37.772	12	1:37.815	8	1:37.969	7
6	27	Lazarus Racing	IT	Nicola De Marco	IT	ITA	<b>Nicolas Pohler</b>	DE	PRO	Lamborghini Huracan GT3	PRO	5	1:37.875	11	1:38.041	10	1:38.547	9	1:38.823	6	1:38.845	5
7	19	Raton Racing by Target	IT	Jiatong Liang	CN	CHN	<b>Raffaele Giammaria</b>	IT	PRO	Lamborghini Huracan GT3	PRO	6	1:37.894	16	1:38.204	8	1:38.306	6	1:38.330	11	1:38.441	7
8	10	SPS Automotive Performance	DE	Miguel Ramos	PT	PTA	<b>Fabrizio Crestani</b>	IT	PRO	Mercedes AMG GT3	PRO	7	1:37.966	4	1:38.276	8	1:38.305	9	1:38.364	7	1:45.581	2
9	12	Ombra Racing	IT	<b>Federico Leo</b>	IT	ITA	Najiy Razak	MY	PRO	Lamborghini Huracan GT3	PRO	8	1:37.981	11	1:38.037	14	1:38.103	12	1:38.689	6	1:38.772	4
10	66	Vincenzo Sospiri Racing	IT	<b>Kang Ling</b>	CN	CHN	Frederik Schandorff	DK	PROAM	Lamborghini Huracan GT3	PROAM	2	1:38.029	12	1:38.086	10	1:38.313	9	1:40.377	6	1:40.672	5
11	17	Teo Martín Motorsport	ES	Fran Rueda	ES	ESP	<b>Andrés Saravia</b>	GT	PRO	McLaren 720 s	PRO	9	1:38.067	13	1:38.504	12	1:38.771	7	1:39.218	6	1:41.063	2
12	25	HTP Motorsport	DE	Alexander Hrachowina	AT	AUT	<b>Martin Konrad</b>	AT	AM	Mercedes AMG GT3	AM	1	1:38.107	11	1:38.149	6	1:38.399	5	1:38.674	4	1:43.024	10
13	6	Antonelli MotorSport	IT	<b>Daniel Zampieri</b>	IT	ITA	Alessio Rovera	IT	PRO	Mercedes AMG GT3	PRO	10	1:38.207	11	1:38.243	12	1:38.420	13	1:38.686	14	1:38.972	6
14	8	Antonelli MotorSport	IT	Giuseppe Cipriani	IT	ITA			AM	Mercedes AMG GT3	AM	2	1:38.493	13	1:38.724	12	1:38.865	11	1:39.561	4	1:39.835	8
15	33	HTP Motorsport / Winward	DE	<b>Russell Ward</b>	US	USA	Indy Dontje	NL	PROAM	Mercedes AMG GT3	PROAM	3	1:38.556	7	1:38.690	6	1:38.948	4	1:39.225	3	1:39.329	12
16	21	Spirit of Race	IT	<b>Duncan Cameron</b>	GB	GBR	Matt Griffin	IE	PROAM	Ferrari 488 GT3	PROAM	4	1:38.699	16	1:38.888	15	1:39.167	13	1:39.293	8	1:39.365	7
17	11	GetSpeed Performance	DE	Janine Hill	GB	GBR	<b>John Shoffner</b>	US	AM	Mercedes AMG GT3	AM	3	1:38.987	17	1:39.128	18	1:39.826	16	1:39.904	11	1:40.140	8
18	90	Raton Racing by Target	IT	Alberto Di Folco	IT	ITA	<b>Christoph Lenz</b>	CH	PROAM	Lamborghini Huracan GT3	PROAM	5	1:38.998	15	1:39.137	11	1:39.269	13	1:39.316	14	1:39.544	12
19	75	Rowe Racing / SunEnergy1	DE	<b>Kenny Habul</b>	AU	AUS	Thomas Jäger	DE	PROAM	Mercedes AMG GT3	PROAM	6	1:39.157	9	1:39.252	12	1:39.629	4	1:39.716	5	1:39.790	13
20	20	SPS Automotive Performance	DE	<b>Valentin Pierburg</b>	DE	DEU	Tom Onslow-Cole	GB	PROAM	Mercedes AMG GT3	PROAM	7	1:39.226	9	1:39.285	10	1:39.592	13	1:40.936	5	1:41.356	6
21	99	Sports and You	PT	António Coimbra	PT	PTA	<b>Luis Silva</b>	PT	AM	Mercedes AMG GT3	AM	4	1:39.867	12	1:40.380	13	1:40.682	10	1:41.129	11	1:42.490	5
22	16	Teo Martín Motorsport	ES	<b>Marcelo Hahn</b>	BR	BRN	Allam Khodair	BR	PROAM	McLaren 720 s	PROAM	8	1:40.210	8	1:40.339	9	1:40.492	7	1:40.520	11	1:40.588	10
23	9	Antonelli MotorSport	IT	Davide Roda	IT	ITA			AM	Mercedes AMG GT3	AM	5										





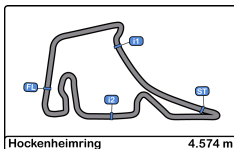


**Hockenheimring**  
**International GT Open**  
**Qualifying - 2 Driver - 2**  
**Best 5 Top Speeds**



Cl	Nº	Entrant/Team	Nat	Driver 1	Nat	Status	Driver 2	Nat	Status	Vehicle	Cat	Cl	Top 1		Top 2		Top 3		Top 4		Top 5		Avg
													Km/h	Lap	Km/h	Lap	Km/h	Lap	Km/h	Lap	Km/h	Lap	
1	96	Optimum Motorsport	GBR	Oliver Wilkinson	GBR		Darren Turner	GBR		Aston Martin GT3 AMR	PRO	1	262.1	9	262.1	10	260.8	4	260.8	8	260.2	3	261.2
2	66	Vincenzo Sospiri Racing	ITA	Kang Ling	CHN		Frederik Schandorff	DNK		Lamborghini Huracan GT3	PROAM	1	261.5	12	260.8	10	260.2	7	260.2	9	259.6	5	260.4
3	93	Spirit of Race / Tempesta	GBR	Christopher Froggatt	GBR		Edward Cheever III	ITA		Ferrari 488 GT3	PROAM	2	261.5	13	261.5	14	260.2	6	260.2	15	259.6	12	260.6
4	59	Teo Martín Motorsport	ESP	Martin Kodrić	HRV		Henrique Chaves	PRT		McLaren 720 s	PRO	2	260.2	10	257.7	9	256.5	5	256.5	6	256.5	8	257.5
5	6	Antonelli MotorSport	ITA	Daniel Zampieri	ITA		Alessio Rovera	ITA		Mercedes AMG GT3	PRO	3	259.6	11	257.7	9	257.7	12	257.7	14	256.5	2	257.8
6	14	Emil Frey Racing	CHE	Norbert Siedler	AUT		Mikaël Grenier	CAN		Lamborghini Huracan GT3	PRO	4	259.6	12	259.6	13	258.9	10	258.3	9	257.7	6	258.8
7	33	HTP Motorsport / Winward	DEU	Russell Ward	USA		Indy Dontje	NLD		Mercedes AMG GT3	PROAM	3	259.6	11	259.6	13	258.9	8	258.9	12	257.7	10	258.9
8	63	Emil Frey Racing	CHE	Albert Costa	ESP		Giacomo Altoè	ITA		Lamborghini Huracan GT3	PRO	5	259.6	11	259.6	13	258.9	12	258.9	14	258.3	8	259.1
9	10	SPS Automotive Performance	DEU	Miguel Ramos	PRT		Fabrizio Crestani	ITA		Mercedes AMG GT3	PRO	6	258.9	9	258.3	5	258.3	8	257.7	7	257.1	4	258.1
10	27	Lazarus Racing	ITA	Nicola De Marco	ITA		Nicolas Pohler	DEU		Lamborghini Huracan GT3	PRO	7	258.9	6	258.3	10	258.3	11	258.3	12	258.3	13	258.4
11	11	GetSpeed Performance	DEU	Janine Hill	GBR		John Shoffner	USA		Mercedes AMG GT3	AM	1	258.3	14	257.7	15	257.7	16	257.7	17	257.1	8	257.7
12	17	Teo Martín Motorsport	ESP	Fran Rueda	ESP		Andrés Saravia	CHN		McLaren 720 s	PRO	8	258.3	11	257.7	13	257.1	12	256.5	10	256.5	14	257.2
13	19	Raton Racing by Target	ITA	Jiatong Liang	CHN		Raffaele Giammaria	ITA		Lamborghini Huracan GT3	PRO	9	258.3	14	258.3	17	257.7	11	257.7	12	257.7	16	258.0
14	20	SPS Automotive Performance	DEU	Valentin Pierburg	DEU		Tom Onslow-Cole	GBR		Mercedes AMG GT3	PROAM	4	258.3	13	257.7	15	257.7	16	257.1	5	256.5	10	257.5
15	25	HTP Motorsport	DEU	Alexander Hrachowina	AUT		Martin Konrad	AUT		Mercedes AMG GT3	AM	2	258.3	10	258.3	12	257.7	11	257.1	7	256.5	6	257.6
16	8	Antonelli MotorSport	ITA	Giuseppe Cipriani	ITA					Mercedes AMG GT3	AM	3	257.7	13	256.5	2	256.5	14	255.9	11	255.9	12	256.5
17	21	Spirit of Race	ITA	Duncan Cameron	GBR		Matt Griffin	IRL		Ferrari 488 GT3	PROAM	5	257.7	16	257.1	11	257.1	13	257.1	15	256.5	3	257.1
18	99	Sports and You	PRT	António Coimbra	PRT		Luis Silva	PRT		Mercedes AMG GT3	AM	4	257.7	12	257.1	10	257.1	11	256.5	13	254.7	5	256.6
19	12	Ombra Racing	ITA	Federico Leo	ITA		Najiy Razak	MYS		Lamborghini Huracan GT3	PRO	10	257.1	15	256.5	5	256.5	14	255.9	2	255.9	12	256.4
20	16	Teo Martín Motorsport	ESP	Marcelo Hahn	BRA		Allam Khodair	BRA		McLaren 720 s	PROAM	6	257.1	8	257.1	10	256.5	6	255.9	5	255.9	7	256.5
21	90	Raton Racing by Target	ITA	Alberto Di Folco	ITA		Christoph Lenz	CHE		Lamborghini Huracan GT3	PROAM	7	256.5	12	256.5	14	255.9	4	255.9	11	255.9	13	256.1
22	75	Rowe Racing / SunEnergy1	DEU	Kenny Habul	AUS		Thomas Jäger	DEU		Mercedes AMG GT3	PROAM	8	255.9	10	255.3	9	255.3	13	254.7	12	254.1	4	255.0
23	9	Antonelli MotorSport	ITA	Davide Roda	ITA					Mercedes AMG GT3	AM	5	252.9	2	235.8	1							244.3



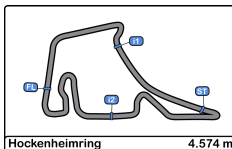


**Hockenheimring**  
**International GT Open**  
**Qualifying - 2 Driver - 2**  
**Fastest Laps Sequence**



Lap	Time of Day	Session Time	Nº	Entrant/Team	Nat	Driver 1	Nat	Status	Driver 2	Nat	Status	Vehicle	Cat	Time	Km/h
2	9:38:32.420	3:32.420	10	SPS Automotive Performance	DEU	Miguel Ramos	PRT		<u>Fabrizio Crestani</u>	ITA		Mercedes AMG GT3	PRO	1:45.581	155.9
2	9:38:33.075	3:33.075	17	Teo Martín Motorsport	ESP	Fran Rueda	ESP		<u>Andrés Saravia</u>	GTM		McLaren 720 s	PRO	1:41.063	162.9
2	9:38:53.892	3:53.892	19	Raton Racing by Target	ITA	Jiatong Liang	CHN		<u>Raffaele Giammaria</u>	ITA		Lamborghini Huracan GT3	PRO	1:39.476	165.5
2	9:38:58.123	3:58.123	27	Lazarus Racing	ITA	Nicola De Marco	ITA		<u>Nicolas Pohler</u>	DEU		Lamborghini Huracan GT3	PRO	1:39.188	166.0
4	9:46:31.110	11:31.110	63	Emil Frey Racing	CHE	Albert Costa	ESP		<u>Giacomo Altoè</u>	ITA		Lamborghini Huracan GT3	PRO	1:38.127	167.8
4	9:47:49.403	12:49.403	14	Emil Frey Racing	CHE	<u>Norbert Siedler</u>	AUT		Mikaël Grenier	CAN		Lamborghini Huracan GT3	PRO	1:38.058	167.9
4	9:48:13.675	13:13.675	10	SPS Automotive Performance	DEU	Miguel Ramos	PRT		<u>Fabrizio Crestani</u>	ITA		Mercedes AMG GT3	PRO	1:37.966	168.0
3	9:49:06.152	14:06.152	96	Optimum Motorsport	GBR	Oliver Wilkinson	GBR		<u>Darren Turner</u>	GBR		Aston Martin GT3 AMR	PRO	1:37.749	168.4
9	9:53:19.706	18:19.706	93	Spirit of Race / Tempesta	GBR	Christopher Froggatt	GBR		<u>Edward Cheever III</u>	ITA		Ferrari 488 GT3	PROAM	1:37.708	168.5
10	10:01:47.096	26:47.096	63	Emil Frey Racing	CHE	Albert Costa	ESP		<u>Giacomo Altoè</u>	ITA		Lamborghini Huracan GT3	PRO	1:37.590	168.7
9	10:01:52.495	26:52.495	14	Emil Frey Racing	CHE	<u>Norbert Siedler</u>	AUT		Mikaël Grenier	CAN		Lamborghini Huracan GT3	PRO	1:37.530	168.8
9	10:04:56.638	29:56.638	59	Teo Martín Motorsport	ESP	Martin Kodrić	HRV		<u>Henrique Chaves</u>	PRT		McLaren 720 s	PRO	1:37.477	168.9
12	10:05:02.388	30:02.388	63	Emil Frey Racing	CHE	Albert Costa	ESP		<u>Giacomo Altoè</u>	ITA		Lamborghini Huracan GT3	PRO	1:37.404	169.0
12	10:06:48.431	31:48.431	14	Emil Frey Racing	CHE	<u>Norbert Siedler</u>	AUT		Mikaël Grenier	CAN		Lamborghini Huracan GT3	PRO	1:37.399	169.0



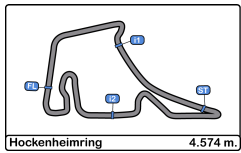


**Hockenheimring**  
**International GT Open**  
**Qualifying - 2 Driver - 2**  
**Event Best Maximum Speed**



Nº	Entrant/Team	Nat	Driver 1	Nat	Status	Driver 2	Nat	Status	Vehicle	Cat	Km/h	Session
26	Lazarus Racing	ITA	Eliseo Martínez	ESP		Fabio Onidi	ITA		Lamborghini Huracan GT3	PRO	264.0	Free Practice - 1
16	Teo Martín Motorsport	ESP	Marcelo Hahn	BRA		Allam Khodair	BRA		McLaren 720 s	PROAM	263.4	Race - 1
63	Emil Frey Racing	CHE	Albert Costa	ESP		Giacomo Altoè	ITA		Lamborghini Huracan GT3	PRO	262.7	Race - 1
10	SPS Automotive Performance	DEU	Miguel Ramos	PRT		Fabrizio Crestani	ITA		Mercedes AMG GT3	PRO	262.7	Race - 1
66	Vincenzo Sospiri Racing	ITA	Kang Ling	CHN		Frederik Schandorff	DNK		Lamborghini Huracan GT3	PROAM	262.7	Race - 1
96	Optimum Motorsport	GBR	Oliver Wilkinson	GBR		Darren Turner	GBR		Aston Martin GT3 AMR	PRO	262.1	Race - 1
12	Ombra Racing	ITA	Federico Leo	ITA		Najjy Razak	MYS		Lamborghini Huracan GT3	PRO	261.5	Race - 1
27	Lazarus Racing	ITA	Nicola De Marco	ITA		Nicolas Pohler	DEU		Lamborghini Huracan GT3	PRO	261.5	Race - 1
17	Teo Martín Motorsport	ESP	Fran Rueda	ESP		Andrés Saravia	GTM		McLaren 720 s	PRO	261.5	Race - 1
14	Emil Frey Racing	CHE	Norbert Siedler	AUT		Mikaël Grenier	CAN		Lamborghini Huracan GT3	PRO	261.5	Race - 1
59	Teo Martín Motorsport	ESP	Martin Kodrić	HRV		Henrique Chaves	PRT		McLaren 720 s	PRO	261.5	Race - 1
93	Spirit of Race / Tempesta	GBR	Christopher Froggatt	GBR		Edward Cheever III	ITA		Ferrari 488 GT3	PROAM	261.5	Race - 1
20	SPS Automotive Performance	DEU	Valentin Pierburg	DEU		Tom Onslow-Cole	GBR		Mercedes AMG GT3	PROAM	260.8	Free Practice - 1
99	Sports and You	PRT	António Coimbra	PRT		Luis Silva	PRT		Mercedes AMG GT3	AM	260.8	Free Practice - 2
6	Antonelli MotorSport	ITA	Daniel Zampieri	ITA		Alessio Rovera	ITA		Mercedes AMG GT3	PRO	260.8	Free Practice - 2
33	HTP Motorsport / Winward	DEU	Russell Ward	USA		Indy Dontje	NLD		Mercedes AMG GT3	PROAM	260.8	Race - 1
11	GetSpeed Performance	DEU	Janine Hill	GBR		John Shoffner	USA		Mercedes AMG GT3	AM	260.2	Race - 1
9	Antonelli MotorSport	ITA	Davide Roda	ITA					Mercedes AMG GT3	AM	259.6	Free Practice - 2
25	HTP Motorsport	DEU	Alexander Hrachowina	AUT		Martin Konrad	AUT		Mercedes AMG GT3	AM	259.6	Free Practice - 2
21	Spirit of Race	ITA	Duncan Cameron	GBR		Matt Griffin	IRL		Ferrari 488 GT3	PROAM	259.6	Free Practice - 2
8	Antonelli MotorSport	ITA	Giuseppe Cipriani	ITA					Mercedes AMG GT3	AM	259.6	Race - 1
90	Raton Racing by Target	ITA	Alberto Di Folco	ITA		Christoph Lenz	CHE		Lamborghini Huracan GT3	PROAM	258.9	Free Practice - 2
19	Raton Racing by Target	ITA	Jiatong Liang	CHN		Raffaele Giammaria	ITA		Lamborghini Huracan GT3	PRO	258.3	Free Practice - 1
75	Rowe Racing / SunEnergy1	DEU	Kenny Habul	AUS		Thomas Jäger	DEU		Mercedes AMG GT3	PROAM	257.7	Free Practice - 1





# Hockenheimring International GT Open Qualifying - 2 Driver - 2 Pit Stop Analysis



**6** Daniel Zampieri PRO Antonelli MotorSport  
Alessio Rovera Mercedes AMG GT3

Nr.	In Day Time	In Time	Out Time	Pit Time	T. Pit Time	Handicap	Penalty
1	9:40:55.766	9:40:55.766	9:44:43.210	3:47.444	3:47.444		
2	9:54:44.530	9:54:44.530	9:58:07.440	3:22.910	7:10.354		

**8** Giuseppe Cipriani AM Antonelli MotorSport  
Mercedes AMG GT3

Nr.	In Day Time	In Time	Out Time	Pit Time	T. Pit Time	Handicap	Penalty
1	9:39:12.071	9:39:12.071	9:45:15.901	6:03.830	6:03.830		
2	9:57:01.251	9:57:01.251	9:58:39.901	1:38.650	7:42.480		

**10** Miguel Ramos PRO SPS Automotive Performance  
Fabrizio Crestani Mercedes AMG GT3

Nr.	In Day Time	In Time	Out Time	Pit Time	T. Pit Time	Handicap	Penalty
1	9:38:28.987	9:38:28.987	9:44:51.159	6:22.172	6:22.172		
2	9:50:17.198	9:50:17.198	9:55:50.825	5:33.627	11:55.799		

**11** Janine Hill AM GetSpeed Performance  
John Shoffner Mercedes AMG GT3

Nr.	In Day Time	In Time	Out Time	Pit Time	T. Pit Time	Handicap	Penalty
1	9:41:15.370	9:41:15.370	9:43:52.063	2:36.693	2:36.693		
2	9:58:58.734	9:58:58.734	10:00:03.598	1:04.864	3:41.557		

**12** Federico Leo PRO Ombra Racing  
Najiy Razak Lamborghini Huracan GT3 EVO

Nr.	In Day Time	In Time	Out Time	Pit Time	T. Pit Time	Handicap	Penalty
1	9:39:06.779	9:39:06.779	9:43:42.879	4:36.100	4:36.100		
2	9:53:53.409	9:53:53.409	9:56:06.002	2:12.593	6:48.693		

**14** Norbert Siedler PRO Emil Frey Racing  
Mikaël Grenier Lamborghini Huracan GT3 EVO

Nr.	In Day Time	In Time	Out Time	Pit Time	T. Pit Time	Handicap	Penalty
1	9:40:18.008	9:40:18.008	9:44:25.635	4:07.627	4:07.627		
2	9:52:51.083	9:52:51.083	9:58:33.683	5:42.600	9:50.227		

**16** Marcelo Hahn PROAM Teo Martín Motorsport  
Allam Khodair McLaren 720 s

Nr.	In Day Time	In Time	Out Time	Pit Time	T. Pit Time	Handicap	Penalty
1	9:40:07.617	9:40:07.617	9:44:47.586	4:39.969	4:39.969		
2	9:50:26.193	9:50:26.193	9:59:26.666	9:00.473	13:40.442		

**17** Fran Rueda PRO Teo Martín Motorsport  
Andrés Saravia McLaren 720 s

Nr.	In Day Time	In Time	Out Time	Pit Time	T. Pit Time	Handicap	Penalty
1	9:40:23.003	9:40:23.003	9:44:23.513	4:00.510	4:00.510		
2	9:52:45.920	9:52:45.920	9:59:09.241	6:23.321	10:23.831		

**19** Jiatong Liang PRO Raton Racing by Target  
Raffaele Giammaria Lamborghini Huracan GT3 EVO

Nr.	In Day Time	In Time	Out Time	Pit Time	T. Pit Time	Handicap	Penalty
1	9:40:57.451	9:40:57.451	9:44:20.704	3:23.253	3:23.253		
2	9:54:17.980	9:54:17.980	9:55:59.855	1:41.875	5:05.128		

**20** Valentin Pierburg PROAM SPS Automotive Performance  
Tom Onslow-Cole Mercedes AMG GT3

Nr.	In Day Time	In Time	Out Time	Pit Time	T. Pit Time	Handicap	Penalty
1	9:41:07.039	9:41:07.039	9:44:34.059	3:27.020	3:27.020		
2	9:51:19.598	9:51:19.598	9:53:12.045	1:52.447	5:19.467		
3	9:59:55.459	9:59:55.459	10:00:46.328	50.869	6:10.336		

**21** Duncan Cameron PROAM Spirit of Race  
Matt Griffin Ferrari 488 GT3

Nr.	In Day Time	In Time	Out Time	Pit Time	T. Pit Time	Handicap	Penalty
1	9:41:13.383	9:41:13.383	9:44:15.350	3:01.967	3:01.967		
2	9:54:13.616	9:54:13.616	9:55:43.160	1:29.544	4:31.511		

**25** Alexander Hrachowina AM HTP Motorsport  
Martin Konrad Mercedes AMG GT3

Nr.	In Day Time	In Time	Out Time	Pit Time	T. Pit Time	Handicap	Penalty
1	9:40:54.026	9:40:54.026	9:45:37.890	4:43.864	4:43.864		
2	9:55:44.880	9:55:44.880	10:02:04.016	6:19.136	11:03.000		

**27** Nicola De Marco PRO Lazarus Racing  
Nicolas Pohler Lamborghini Huracan GT3 EVO

Nr.	In Day Time	In Time	Out Time	Pit Time	T. Pit Time	Handicap	Penalty
1	9:41:02.557	9:41:02.557	9:44:00.944	2:58.387	2:58.387		
2	9:50:40.412	9:50:40.412	9:59:30.542	8:50.130	11:48.517		

**33** Russell Ward PROAM HTP Motorsport / Winward Racing  
Indy Dontje Mercedes AMG GT3

Nr.	In Day Time	In Time	Out Time	Pit Time	T. Pit Time	Handicap	Penalty
1	9:39:48.018	9:39:48.018	9:44:36.872	4:48.854	4:48.854		
2	9:56:21.357	9:56:21.357	9:59:41.226	3:19.869	8:08.723		

**59** Martin Kodrić PRO Teo Martín Motorsport  
Henrique Chaves McLaren 720 s

Nr.	In Day Time	In Time	Out Time	Pit Time	T. Pit Time	Handicap	Penalty
1	9:41:19.641	9:41:19.641	9:45:01.972	3:42.331	3:42.331		
2	9:50:04.953	9:50:04.953	10:00:01.220	9:56.267	13:38.598		

**63** Albert Costa PRO Emil Frey Racing  
Giacomo Altoè Lamborghini Huracan GT3 EVO

Nr.	In Day Time	In Time	Out Time	Pit Time	T. Pit Time	Handicap	Penalty
1	9:40:20.128	9:40:20.128	9:43:14.174	2:54.046	2:54.046		
2	9:53:06.555	9:53:06.555	9:58:28.966	5:22.411	8:16.457		

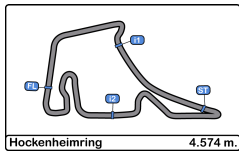
**66** Kang Ling PROAM Vincenzo Sospiri Racing  
Frederik Schandorff Lamborghini Huracan GT3

Nr.	In Day Time	In Time	Out Time	Pit Time	T. Pit Time	Handicap	Penalty
1	9:41:17.636	9:41:17.636	9:43:54.452	2:36.816	2:36.816		
2	9:50:42.542	9:50:42.542	9:58:41.609	7:59.067	10:35.883		

**75** Kenny Habul PROAM Rowe Racing / SunEnergy1 Racing  
Thomas Jäger Mercedes AMG GT3

Nr.	In Day Time	In Time	Out Time	Pit Time	T. Pit Time	Handicap	Penalty
1	9:39:40.663	9:39:40.663	9:43:20.265	3:39.602	3:39.602		
2	9:50:21.345	9:50:21.345	9:54:30.755	4:09.410	7:49.012		
3	10:01:21.208	10:01:21.208	10:04:00.012	2:38.804	10:27.816		





**Hockenheimring**  
**International GT Open**  
**Qualifying - 2 Driver - 2**  
**Pit Stop Analysis**



**90**

Alberto Di Folco PROAM Raton Racing by Target

Christoph Lenz Lamborghini Huracan GT3 EVO

Nr.	In Day Time	In Time	Out Time	Pit Time	T. Pit Time	Handicap	Penalty
1	9:41:05.366	9:41:05.366	9:43:28.308	2:22.942	2:22.942		
2	9:55:14.277	9:55:14.277	9:56:24.653	1:10.376	3:33.318		

**93**

Christopher Froggatt PROAM Spirit of Race / Tempesta Racing

Edward Cheever III Ferrari 488 GT3

Nr.	In Day Time	In Time	Out Time	Pit Time	T. Pit Time	Handicap	Penalty
1	9:41:11.392	9:41:11.392	9:43:23.092	2:11.700	2:11.700		
2	9:55:01.261	9:55:01.261	9:59:47.301	4:46.040	6:57.740		

**96**

Oliver Wilkinson PRO Optimum Motorsport

Darren Turner Aston Martin GT3 AMR MY2019

Nr.	In Day Time	In Time	Out Time	Pit Time	T. Pit Time	Handicap	Penalty
1	9:52:31.304	9:52:31.304	9:59:44.094	7:12.790	7:12.790		

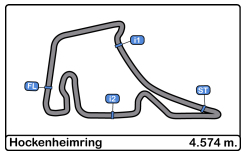
**99**

António Coimbra AM Sports and You

Luis Silva Mercedes AMG GT3

Nr.	In Day Time	In Time	Out Time	Pit Time	T. Pit Time	Handicap	Penalty
1	9:40:14.148	9:40:14.148	9:43:33.511	3:19.363	3:19.363		
2	9:54:01.990	9:54:01.990	9:57:04.399	3:02.409	6:21.772		

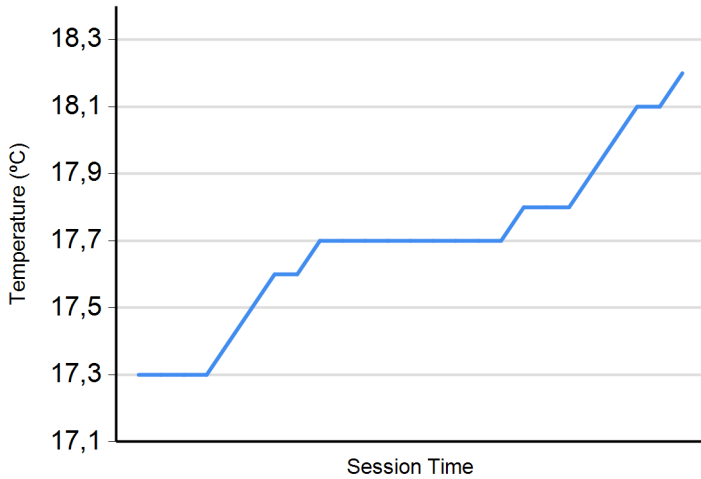




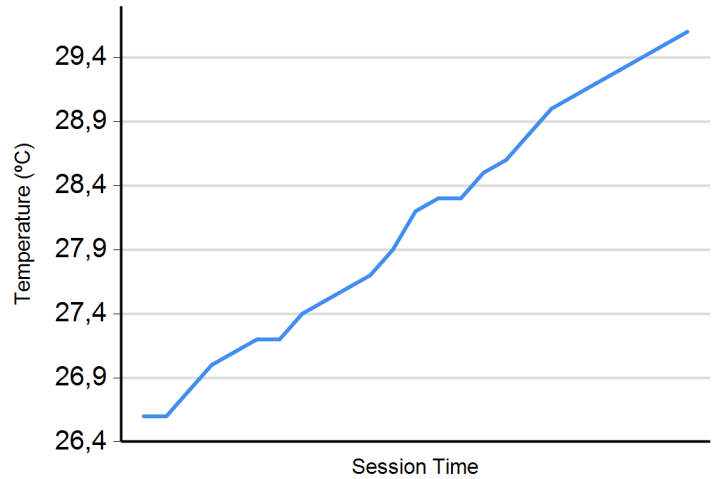
**Hockenheimring**  
**International GT Open**  
**Qualifying - 2 Driver - 2**  
**Weather Report**



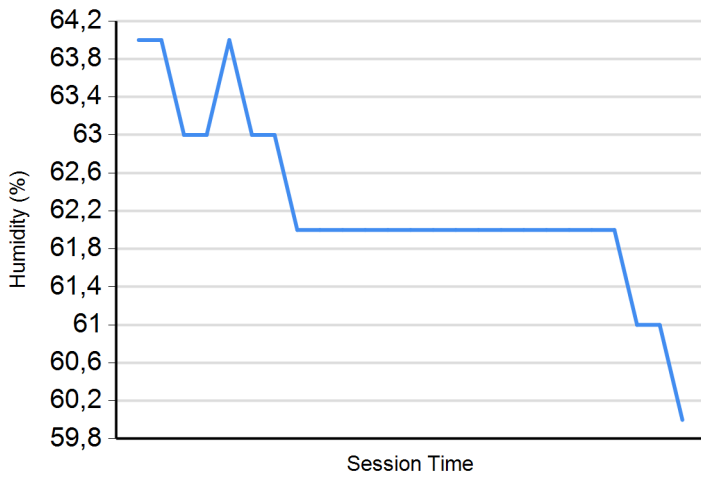
**Air Temperature**



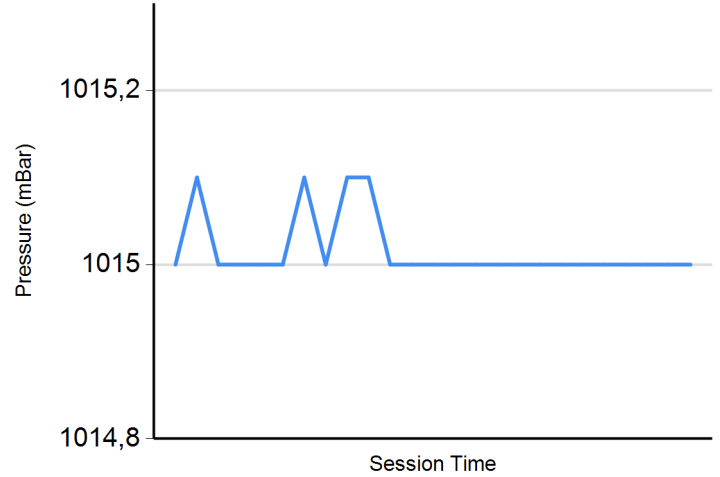
**Track Temperature**



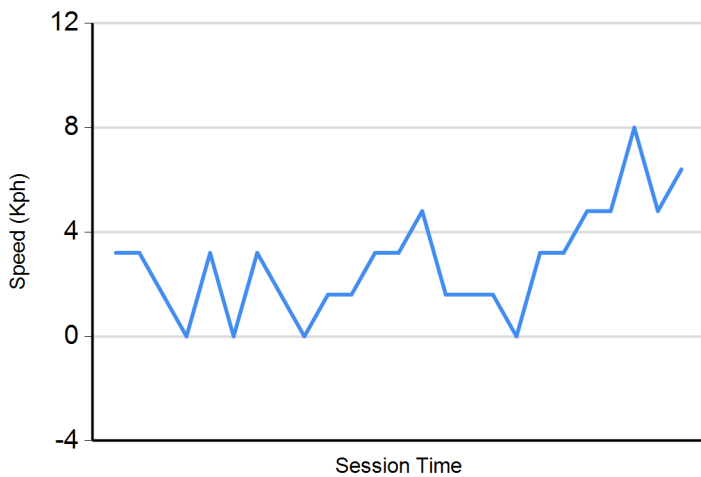
**Humidity**



**Pressure**



**Wind Speed**



**Wind direction**

North = 0°/360° Est = 90° South = 180° West = 270°

