

Spa Francorchamps
International GT Open
Free Practice - 2
Provisional Results



Cls	Nº	Entrant/Team	Nat	Driver 1	Nat	Driver 2	Nat	Vehicle	Cat	Cls	Laps	Best	Time	Gap	Interval	Km/h
1	93	Spirit of Race / Tempesta	GBR	Christopher Froggatt	GBR	Edward Cheever III	ITA	Ferrari 488 GT3	PROAM	1	19	13	2:18.548			181.9
2	63	Emil Frey Racing	CHE	Albert Costa	ESP	Giacomo Altoè	ITA	Lamborghini Huracan GT3 EVO	PRO	1	20	6	2:19.021	0.473	0.473	181.3
3	19	Raton Racing by Target	ITA	Jiatong Liang	CHN	Raffaele Giammaria	ITA	Lamborghini Huracan GT3 EVO	PROAM	2	19	15	2:19.505	0.957	0.484	180.7
4	34	Imperiale Racing	ITA	Adrian Amstutz	CHE	Patrick Kujala	FIN	Lamborghini Huracan GT3	PROAM	3	17	4	2:19.546	0.998	0.041	180.6
5	59	Teo Martín Motorsport	ESP	Martin Kodrić	HRV	Henrique Chaves	PRT	McLaren 720 s	PRO	2	19	13	2:19.755	1.207	0.209	180.4
6	90	Raton Racing by Target	ITA	Alberto Di Folco	ITA	Christoph Lenz	CHE	Lamborghini Huracan GT3 EVO	PROAM	4	19	14	2:19.756	1.208	0.001	180.4
7	14	Emil Frey Racing	CHE	Norbert Siedler	AUT	Mikaël Grenier	CAN	Lamborghini Huracan GT3 EVO	PRO	3	15	4	2:19.845	1.297	0.089	180.3
8	75	Rowe Racing / SunEnergy1	DEU	Kenny Habul	AUS	Thomas Jäger	DEU	Mercedes AMG GT3	PROAM	5	15	3	2:19.865	1.317	0.020	180.2
9	25	HTP Motorsport	DEU	Alexander Hrachowina	AUT	Martin Konrad	AUT	Mercedes AMG GT3	AM	1	15	4	2:19.928	1.380	0.063	180.1
10	20	SPS Automotive Performance	DEU	Valentin Pierburg	DEU	Tom Onslow-Cole	GBR	Mercedes AMG GT3	PROAM	6	7	3	2:20.045	1.497	0.117	180.0
11	10	SPS Automotive Performance	DEU	Miguel Ramos	PRT	Fabrizio Crestani	ITA	Mercedes AMG GT3	PRO	4	20	19	2:20.081	1.533	0.036	179.9
12	66	Vincenzo Sospiri Racing	ITA	Kang Ling	CHN	Frederik Schandorff	DNK	Lamborghini Huracan GT3 EVO	PROAM	7	19	11	2:20.126	1.578	0.045	179.9
13	16	Teo Martín Motorsport	ESP	Marcelo Hahn	BRA	Ben Barnicoat	GBR	McLaren 720 s	PROAM	8	19	6	2:20.296	1.748	0.170	179.7
14	9	Antonelli MotorSport	ITA	Davide Roda	ITA			Mercedes AMG GT3	AM	2	21	11	2:20.937	2.389	0.641	178.9
15	6	Antonelli MotorSport	ITA	Daniel Zampieri	ITA	Michael Meadows	GBR	Mercedes AMG GT3	PRO	5	17	5	2:21.022	2.474	0.085	178.7
16	17	Teo Martín Motorsport	ESP	Fran Rueda	ESP	Andrés Saravia	GTM	McLaren 720 s	PRO	6	21	9	2:21.264	2.716	0.242	178.4
17	26	Lazarus Racing	ITA	Eliseo Martínez	ESP	Fabio Onidi	ITA	Lamborghini Huracan GT3	PRO	7	19	7	2:21.558	3.010	0.294	178.1
18	12	Ombra Racing	ITA	Federico Leo	ITA	Najiy Razak	MYS	Lamborghini Huracan GT3 EVO	PRO	8	15	14	2:21.773	3.225	0.215	177.8
19	27	Lazarus Racing	ITA	Nicola De Marco	ITA	Nicolas Pohler	DEU	Lamborghini Huracan GT3 EVO	PRO	9	17	7	2:21.840	3.292	0.067	177.7
20	8	Antonelli MotorSport	ITA	Giuseppe Cipriani	ITA			Mercedes AMG GT3	AM	3	8	5	2:22.846	4.298	1.006	176.5
21	99	Sports and You	PRT	António Coimbra	PRT	Luis Silva	PRT	Mercedes AMG GT3	AM	4	19	18	2:22.950	4.402	0.104	176.3
22	11	GetSpeed Performance	DEU	Janine Hill	GBR	John Shoffner	USA	Mercedes AMG GT3	AM	5	18	7	2:23.315	4.767	0.365	175.9

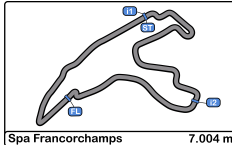
CAR 9 TIME 2:23.596 DELETED TRACK LIMITS AT T 3
 CAR 11 TIME 2:26.995 DELETED TRACK LIMITS AT T17
 CAR 99 TIME 2:30.786 DELETED TRACK LIMITS AT T17
 CAR 20 TIME 2:19.221 DELETED TRACK LIMITS AT T1B
 CAR 9 TIME 2:21.219 DELETED TRACK LIMITS AT T3
 CAR 17 TIME 2:21.492 DELETED TRACK LIMITS AT T 17
 CAR 27 TIME 2:21.725 DELETED TRACK LIMITS AT T 17
 CAR 19 TIME 2:25.003 DELETED TRACK LIMITS AT T1B
 CAR 26 TIME 2:23.494 DELETED TRACK LIMITS AT T3 AND 17
 CAR 90 TIME 2:20.654 DELETED TRACK LIMITS AT T17
 CAR 11 TIME 2:23.693 DELETED TRACK LIMITS AT T3
 CAR 27 TIME 2:23.693 DELETED TRACK LIMITS AT T3
 CAR 27 TIME 2:22.600 DELETED TRACK LIMITS AT T3

Published at:.....

Track Temp: 32.2 °C Air Temp: 20.8 °C Humidity: 45 % Track Status: DRY

Stewards:	Race Director:	Timekeeper:
-----------	----------------	-------------





Spa Francorchamps
International GT Open
Free Practice - 2
Provisional Results by Class



Cls	Nº	Entrant/Team	Nat	Driver 1	Nat	Status	Driver 2	Nat	Status	Vehicle	Cat	Cls	Laps	Best	Time	Gap	Interval	Km/h	
PRO																			
1	63	Emil Frey Racing	CH	Albert Costa	ES		Giacomo Altoè	IT		Lamborghini Huracan GT3 EVO	PRO	1	20	6	2:19.021			181.3	
2	59	Teo Martín Motorsport	ES	Martin Kodrić	HR		Henrique Chaves	PT		McLaren 720 s	PRO	2	19	13	2:19.755	0.734	0.734	180.4	
3	14	Emil Frey Racing	CH	Norbert Siedler	AU		Mikaël Grenier	CA		Lamborghini Huracan GT3 EVO	PRO	3	15	4	2:19.845	0.824	0.090	180.3	
4	10	SPS Automotive Performance	DE	Miguel Ramos	PT		Fabrizio Crestani	IT		Mercedes AMG GT3	PRO	4	20	19	2:20.081	1.060	0.236	179.9	
5	6	Antonelli MotorSport	IT	Daniel Zampieri	IT		Michael Meadows	GB		Mercedes AMG GT3	PRO	5	17	5	2:21.022	2.001	0.941	178.7	
6	17	Teo Martín Motorsport	ES	Fran Rueda	ES		Andrés Saravia	GT		McLaren 720 s	PRO	6	21	9	2:21.264	2.243	0.242	178.4	
7	26	Lazarus Racing	IT	Eliseo Martínez	ES		Fabio Onidi	IT		Lamborghini Huracan GT3	PRO	7	19	7	2:21.558	2.537	0.294	178.1	
8	12	Ombra Racing	IT	Federico Leo	IT		Najiy Razak	MY		Lamborghini Huracan GT3 EVO	PRO	8	15	14	2:21.773	2.752	0.215	177.8	
9	27	Lazarus Racing	IT	Nicola De Marco	IT		Nicolas Pohler	DE		Lamborghini Huracan GT3 EVO	PRO	9	17	7	2:21.840	2.819	0.067	177.7	
PROAM																			
1	93	Spirit of Race / Tempesta	GB	Christopher Froggatt	GB		Edward Cheever III	IT		Ferrari 488 GT3	PROAM	1	19	13	2:18.548			181.9	
2	19	Raton Racing by Target	IT	Jiatong Liang	CH		Raffaele Giammaria	IT		Lamborghini Huracan GT3 EVO	PROAM	2	19	15	2:19.505	0.957	0.957	180.7	
3	34	Imperiale Racing	IT	Adrian Amstutz	CH		Patrick Kujala	FI		Lamborghini Huracan GT3	PROAM	3	17	4	2:19.546	0.998	0.041	180.6	
4	90	Raton Racing by Target	IT	Alberto Di Folco	IT		Christoph Lenz	CH		Lamborghini Huracan GT3 EVO	PROAM	4	19	14	2:19.756	1.208	0.210	180.4	
5	75	Rowe Racing / SunEnergy1	DE	Kenny Habul	AU		Thomas Jäger	DE		Mercedes AMG GT3	PROAM	5	15	3	2:19.865	1.317	0.109	180.2	
6	20	SPS Automotive Performance	DE	Valentin Pierburg	DE		Tom Onslow-Cole	GB		Mercedes AMG GT3	PROAM	6	7	3	2:20.045	1.497	0.180	180.0	
7	66	Vincenzo Sospiri Racing	IT	Kang Ling	CH		Frederik Schandorff	DK		Lamborghini Huracan GT3 EVO	PROAM	7	19	11	2:20.126	1.578	0.081	179.9	
8	16	Teo Martín Motorsport	ES	Marcelo Hahn	BR		Ben Barnicoat	GB		McLaren 720 s	PROAM	8	19	6	2:20.296	1.748	0.170	179.7	
AM																			
1	25	HTP Motorsport	DE	Alexander Hrachowina	AU		Martin Konrad	AU		Mercedes AMG GT3	AM	1	15	4	2:19.928			180.1	
2	9	Antonelli MotorSport	IT	Davide Roda	IT					Mercedes AMG GT3	AM	2	21	11	2:20.937	1.009	1.009	178.9	
3	8	Antonelli MotorSport	IT	Giuseppe Cipriani	IT					Mercedes AMG GT3	AM	3	8	5	2:22.846	2.918	1.909	176.5	
4	99	Sports and You	PT	António Coimbra	PT		Luis Silva	PT		Mercedes AMG GT3	AM	4	19	18	2:22.950	3.022	0.104	176.3	
5	11	GetSpeed Performance	DE	Janine Hill	GB		John Shoffner	US		Mercedes AMG GT3	AM	5	18	7	2:23.315	3.387	0.365	175.9	

Published at:.....

Track Temp: 32.2 °C Air Temp: 20.8 °C Humidity: 45 % Track Status: DRY

Stewards:	Race Director:	Timekeeper:
------------------	-----------------------	--------------------





Spa Francorchamps
International GT Open
Free Practice - 2
Lap Analysis



6							10																				
1 Daniel Zampieri			Mercedes AMG GT3				1 Miguel Ramos			Mercedes AMG GT3																	
PRO			2 Michael Meadows				Antonelli MotorSport			PRO			2 Fabrizio Crestani				SPS Automotive Performance										
Lap	D	Time	Sector 1	Sector 2	Sector 3	T. Spd	Elapsed	Lap	D	Time	Sector 1	Sector 2	Sector 3	T. Spd	Elapsed												
1		14:58:53.322	14:57:07.919	1:07.345	38.058	232.2	14:58:53.322	1		14:57:37.674	14:55:50.988	1:06.750	39.936	241.6	14:57:37.674												
2		2:23.171	41.061	1:05.181	36.929	250.5	15:01:16.493	2		2:24.680	41.457	1:05.906	37.317	249.4	15:00:02.354												
3		2:21.638	40.266	1:04.559	36.813	252.9	15:03:38.131	3		2:22.318	40.076	1:04.997	37.245	254.1	15:02:24.672												
4		2:22.208	40.187	1:04.345	37.676	251.7	15:06:00.339	4		2:21.272	39.803	1:04.715	36.754	255.3	15:04:45.944												
5		2:21.022	40.269	1:03.997	36.756	252.3	15:08:21.361	5		2:21.539	39.863	1:04.846	36.830	254.1	15:07:07.483												
6		2:31.040 P	39.967	1:05.568	45.505	238.9	15:10:52.401	6		2:22.108	39.906	1:04.792	37.410	254.1	15:09:29.591												
7		5:59.760	4:17.010	1:04.886	37.864	251.7	15:16:52.161	7		2:29.111	39.713	1:05.186	44.212	255.3	15:11:58.702												
8		2:35.982 P	40.060	1:07.546	48.376	252.3	15:19:28.143	8		2:26.067	39.962	1:06.507	39.598	252.9	15:14:24.769												
9		9:04.992	7:21.123	1:06.521	37.348	237.8	15:28:33.135	9		2:23.900	39.979	1:06.352	37.569	253.5	15:16:48.669												
10		2:22.578	40.313	1:05.297	36.968	251.7	15:30:55.713	10		2:36.318 P	39.804	1:05.041	51.473	254.7	15:19:24.987												
11		2:29.298 P	40.039	1:04.914	44.345	255.3	15:33:25.011	11		5:08.975	3:26.056	1:05.617	37.302	252.9	15:24:33.962												
12		3:52.145	2:08.966	1:05.716	37.463	250.0	15:37:17.156	12		2:27.826	40.044	1:05.623	42.159	255.9	15:27:01.788												
13		2:24.391	40.107	1:05.451	38.833	252.9	15:39:41.547	13		2:27.267 P	39.746	1:04.746	42.775	258.3	15:29:29.055												
14		3:50.977	40.084	1:43.088	1:27.805	253.5	15:43:32.524	14		6:58.514	5:16.918	1:04.812	36.784	252.9	15:36:27.569												
15		3:29.676	1:41.613	1:10.774	37.289	79.7	15:47:02.200	15		2:20.535	39.655	1:03.878	37.002	257.1	15:38:48.104												
16		2:22.909	40.743	1:05.088	37.078	253.5	15:49:25.109	16		2:27.353	39.591	1:04.156	43.606	258.3	15:41:15.457												
17		2:31.574 P	40.058	1:05.642	45.874	253.5	15:51:56.683	17		4:38.899	1:40.083	2:07.718	51.098	79.4	15:45:54.356												
8							18							11													
1 Giuseppe Cipriani			Mercedes AMG GT3				AM			2				Antonelli MotorSport				1 Janine Hill			Mercedes AMG GT3						
AM			2				Antonelli MotorSport			AM			2 John Shoffner				GetSpeed Performance										
Lap	D	Time	Sector 1	Sector 2	Sector 3	T. Spd	Elapsed	Lap	D	Time	Sector 1	Sector 2	Sector 3	T. Spd	Elapsed												
1		14:58:32.341	14:56:45.802	1:08.533	38.006	239.4	14:58:32.341	1		14:58:52.815	14:57:05.604	1:08.720	38.491	240.5	14:58:52.815												
2		2:25.015	41.426	1:06.307	37.282	250.0	15:00:57.356	2		2:26.995	41.550	1:07.719	37.726	246.5	15:01:19.810												
3		2:23.408	40.375	1:05.585	37.448	251.7	15:03:20.764	3		2:25.984	40.541	1:07.440	38.003	253.5	15:03:45.794												
4		2:23.060	40.280	1:05.176	37.604	252.9	15:05:43.824	4		2:25.112	40.581	1:06.369	38.162	251.1	15:06:10.906												
5		2:22.846	40.253	1:05.311	37.282	251.7	15:08:06.670	5		2:24.128	40.631	1:05.820	37.677	251.1	15:08:35.034												
6		2:23.331	40.155	1:05.782	37.394	253.5	15:10:30.001	6		2:24.700	40.545	1:07.108	37.047	251.7	15:10:59.734												
7		2:22.850	40.143	1:05.423	37.284	251.1	15:12:52.851	7		2:23.315	40.346	1:05.814	37.155	251.7	15:13:23.049												
8		3:15.696 P	40.339	1:05.322	1:30.035	252.3	15:16:08.547	8		2:44.260 P	40.738	1:06.155	57.367	251.1	15:16:07.309												
9							11							18													
1 Davide Roda			Mercedes AMG GT3				AM			2				Antonelli MotorSport				9			10						
AM			2				Antonelli MotorSport			AM			2				Antonelli MotorSport				9			10			
Lap	D	Time	Sector 1	Sector 2	Sector 3	T. Spd	Elapsed	Lap	D	Time	Sector 1	Sector 2	Sector 3	T. Spd	Elapsed												
1		14:58:01.205	14:56:10.291	1:09.324	41.590	240.5	14:58:01.205	9		4:22.061	2:36.387	1:07.719	37.955	243.7	15:20:29.370												
2		2:23.596	40.783	1:05.667	37.146	248.8	15:00:24.801	10		2:25.651	41.052	1:06.502	38.097	251.7	15:22:55.021												
3		2:22.428	40.417	1:04.865	37.146	250.0	15:02:47.229	11		2:24.876	41.042	1:06.011	37.823	252.3	15:25:19.897												
4		2:21.069	39.928	1:04.259	36.882	252.9	15:05:08.298	12		2:23.865	40.483	1:06.146	37.236	254.7	15:27:43.762												
5		2:24.249	39.789	1:04.313	37.117	254.1	15:07:29.517	13		2:23.635	40.375	1:06.022	37.238	252.9	15:30:07.397												
6		2:29.334 P	40.165	1:04.841	44.328	252.9	15:09:58.851	14		2:25.750	40.991	1:07.756	37.003	251.1	15:32:33.147												
7		3:50.349	2:04.626	1:07.615	38.108	251.1	15:13:49.200	15		2:33.334 P	40.573	1:06.590	46.171	254.7	15:35:06.481												
8		2:21.548	39.741	1:04.610	37.197	254.7	15:16:10.748	16		10:35.951	7:01.441	2:11.042	1:23.468	78.6	15:45:42.432												
9		2:22.330	39.795	1:05.217	37.318	253.5	15:18:33.078	17		2:42.091	44.148	1:16.903	41.040	226.8	15:48:24.523												
10		2:21.234	39.832	1:04.694	36.708	253.5	15:20:54.312	18		2:46.250 P	42.658	1:14.196	49.396	242.6	15:51:10.773												
11		2:20.937	39.738	1:04.262	36.937	254.1	15:23:15.249																				
12		2:21.038	39.589	1:04.607	36.842	255.9	15:25:36.287																				
13		2:29.807 P	40.238	1:05.695	43.874	254.1	15:28:06.094																				
14		4:57.537	3:14.182	1:06.215	37.140	251.1	15:33:03.631																				
15		2:22.095	39.947	1:05.134	37.014	254.1	15:35:25.726																				
16		2:30.389 P	39.914	1:06.131	44.344	253.5	15:37:56.115																				
17		6:04.275	2:43.636	1:51.383	1:29.256	251.7	15:44:00.390																				
18		3:13.829	1:29.650	1:06.753	37.426	223.1	15:47:14.219																				
19		2:23.220	40.126	1:06.195	36.899	256.5	15:49:37.439																				
20		2:21.483	39.833	1:04.749	36.901	255.3	15:51:58.922																				
21		2:34.991 P	39.949	1:04.546	50.496	256.5	15:54:33.913																				





Spa Francorchamps
International GT Open
Free Practice - 2
Lap Analysis



12							16								
1 Federico Leo			Lamborghini Huracan GT3 EVO				1 Marcelo Hahn			McLaren 720 s					
PRO 2 Najiy Razak			Ombra Racing				PROAM 2 Ben Barnicoat			Teo Martín Motorsport					
Lap	D	Time	Sector 1	Sector 2	Sector 3	T. Spd	Elapsed	Lap	D	Time	Sector 1	Sector 2	Sector 3	T. Spd	Elapsed
1		14:58:40.061	14:56:55.431	1:06.701	37.929	243.7	14:58:40.061	1		14:59:01.429	14:57:10.378	1:11.625	39.426	247.7	14:59:01.429
2		2:23.280	40.760	1:05.177	37.343	250.0	15:01:03.341	2		2:20.339	40.055	1:03.703	36.581	255.9	15:01:21.768
3		2:22.770	40.620	1:05.095	37.055	251.7	15:03:26.111	3		2:26.801	39.913	1:06.209	40.679	244.3	15:03:48.569
4		2:22.845	40.768	1:05.092	36.985	250.0	15:05:48.956	4		2:28.014 P	39.674	1:04.662	43.678	256.5	15:06:16.583
5		2:31.639	40.486	1:04.863	46.290	251.1	15:08:20.595	5		5:26.747	3:45.516		6:10.425	254.1	15:11:43.330
6		2:23.210	40.430	1:05.308	37.472	252.3	15:10:43.805	6		2:20.296	40.078	1:03.738	36.480	252.9	15:14:03.626
7		2:22.617	40.430	1:05.013	37.174	249.4	15:13:06.422	7		2:20.871	39.700	1:03.998	37.173	257.1	15:16:24.497
8		2:56.172 P	40.663	1:05.307	1:10.202	250.5	15:16:02.594	8		2:26.805 P	39.915	1:04.258	42.632	254.7	15:18:51.302
9		3:48.310	2:03.657	1:06.741	37.912	246.5	15:19:50.904	9		5:05.609	3:20.607	1:06.711	38.291	251.7	15:23:56.911
10		2:22.930	40.543	1:05.474	36.913	251.1	15:22:13.834	10		2:25.265	41.358	1:06.452	37.455	252.3	15:26:22.176
11		2:31.735 P	40.458	1:05.322	45.955	254.7	15:24:45.569	11		2:25.565	41.150	1:06.467	37.948	252.9	15:28:47.741
12		5:07.542	3:23.891	1:05.888	37.763	249.4	15:29:53.111	12		2:26.824	41.482	1:06.448	38.894	251.1	15:31:14.565
13		2:22.636	40.145	1:05.399	37.092	254.7	15:32:15.747	13		2:34.351 P	40.994	1:06.274	47.083	254.7	15:33:48.916
14		2:21.773	39.836	1:05.068	36.869	255.9	15:34:37.520	14		3:31.176	1:46.461	1:07.179	37.536	254.1	15:37:20.092
15		2:21.992	40.077	1:04.964	36.951	254.7	15:36:59.512	15		2:27.710	40.999	1:08.469	38.242	254.1	15:39:47.802
16			40.002	1:05.078		256.5		16		3:55.584 P	40.972	1:37.343	1:37.266	254.1	15:43:43.383

14							17								
1 Norbert Siedler			Lamborghini Huracan GT3 EVO				1 Fran Rueda			McLaren 720 s					
PRO 2 Mikaël Grenier			Emil Frey Racing				PRO 2 Andrés Saravia			Teo Martín Motorsport					
Lap	D	Time	Sector 1	Sector 2	Sector 3	T. Spd	Elapsed	Lap	D	Time	Sector 1	Sector 2	Sector 3	T. Spd	Elapsed
1		14:58:05.756	14:56:10.004	1:15.353	40.399	178.2	14:58:05.756	1		14:57:52.859	14:56:00.997	1:12.252	39.610	205.7	14:57:52.859
2		2:31.480	40.188	1:07.282	44.010	254.1	15:00:37.236	2		2:34.975	43.350	1:12.983	38.642	241.6	15:00:27.834
3		2:20.709	39.827	1:04.106	36.776	256.5	15:02:57.945	3		2:31.820	40.890	1:11.406	39.524	229.2	15:02:59.654
4		2:19.845	39.649	1:03.632	36.564	257.1	15:05:17.790	4		2:21.984	40.100	1:05.095	36.789	255.9	15:05:21.638
5		2:27.424 P	39.935	1:03.886	43.603	256.5	15:07:45.214	5		2:28.677 P	39.755	1:04.752	44.170	257.7	15:07:50.315
6		13:17.568	11:30.085	1:10.294	37.189	210.9	15:21:02.782	6		3:29.433	1:45.334	1:06.241	37.858	251.1	15:11:19.748
7		2:20.668	40.062	1:04.086	36.520	255.9	15:23:23.450	7		2:24.492	39.911	1:04.943	36.638	254.7	15:13:41.240
8		2:19.935	39.675	1:03.817	36.443	258.3	15:25:43.385	8		2:24.295	41.180	1:05.756	37.359	251.1	15:16:05.535
9		2:27.099 P	39.807	1:03.954	43.338	256.5	15:28:10.484	9		2:21.264	39.824	1:04.878	36.562	257.1	15:18:26.799
10		10:51.812	9:03.782	1:09.657	38.373	210.1	15:39:02.296	10		2:36.159 P	42.218	1:09.622	44.319	243.2	15:21:02.958
11		3:44.362	40.697	1:06.624	1:27.041	254.7	15:42:16.658	11		4:00.911	2:17.250	1:06.268	37.393	252.3	15:25:03.869
12		4:08.437	1:40.581	1:49.381	38.475	79.4	15:46:25.095	12		2:22.612	40.275	1:05.381	36.956	256.5	15:27:26.481
13		2:22.342	40.474	1:05.230	36.638	255.3	15:48:47.437	13		2:21.385	39.966	1:04.562	36.857	257.7	15:29:47.866
14		2:20.699	39.741	1:04.230	36.728	257.1	15:51:08.136	14		2:21.347	39.894	1:04.472	36.981	257.1	15:32:09.213
15		2:32.011 P	39.698	1:03.817	48.496	258.3	15:53:40.147	15		2:27.677 P	40.014	1:04.482	43.181	258.9	15:34:36.890
								16		4:06.056	2:18.210	1:08.281	39.565	253.5	15:38:42.946
								17		2:24.626	40.193	1:04.730	36.703	257.1	15:41:04.572
								18		4:50.906	1:37.109	2:09.073	1:04.724	79.6	15:45:55.478
								19		2:24.245	40.660	1:05.479	38.106	254.7	15:48:19.723
								20		2:21.407	40.057	1:04.504	36.846	258.9	15:50:41.130
								21		2:39.200 P	39.968	1:04.553	54.679	258.9	15:53:20.330





Spa Francorchamps
International GT Open
Free Practice - 2
Lap Analysis



19							26														
1 Jiatong Liang			Lamborghini Huracan GT3 EVO				1 Eliseo Martínez			Lamborghini Huracan GT3											
PROAM			2 Raffaele Giammaria				Raton Racing by Target				PRO			2 Fabio Onidi				Lazarus Racing			
Lap	D	Time	Sector 1	Sector 2	Sector 3	T. Spd	Elapsed	Lap	D	Time	Sector 1	Sector 2	Sector 3	T. Spd	Elapsed						
1		14:58:47.879	P 14:56:46.609	1:10.526	50.744	244.8	14:58:47.879	1		14:57:48.393	14:55:52.670	1:14.603	41.120	164.3	14:57:48.393						
2		2:43.703	57.407	1:07.437	38.859	250.0	15:01:31.582	2		2:29.437	44.576	1:06.829	38.032	227.8	15:00:17.830						
3		2:24.156	40.506	1:05.740	37.910	254.1	15:03:55.738	3		2:30.007	P 40.843	1:05.073	44.091	254.1	15:02:47.837						
4		2:23.065	40.496	1:05.190	37.379	252.9	15:06:18.803	4		9:07.569	7:16.579	1:11.772	39.218	177.9	15:11:55.406						
5		2:31.542	P 40.550	1:06.022	44.970	252.9	15:08:50.345	5		2:22.448	40.692	1:04.945	36.811	254.1	15:14:17.854						
6		4:44.122	2:58.616	1:08.264	37.242	247.1	15:13:34.467	6		2:21.734	40.373	1:04.491	36.870	257.1	15:16:39.588						
7		2:21.309	40.141	1:04.678	36.490	252.9	15:15:55.776	7		2:21.558	40.032	1:04.661	36.865	257.7	15:19:01.146						
8		2:23.731	40.514	1:06.710	36.507	254.1	15:18:19.507	8		2:23.494	39.500	1:05.905	38.089	260.2	15:21:24.640						
9		2:25.003	40.001	1:04.459	40.543	255.9	15:20:44.510	9		2:29.961	P 39.907	1:04.537	45.517	258.9	15:23:54.601						
10		2:30.326	P 40.108	1:04.925	45.293	255.9	15:23:14.836	10		4:30.970	2:40.956	1:10.569	39.445	230.2	15:28:25.571						
11		4:07.815	2:27.132	1:04.029	36.654	252.3	15:27:22.651	11		2:26.782	41.595	1:07.201	37.986	254.7	15:30:52.353						
12		2:36.199	P 39.781	1:05.942	50.476	255.9	15:29:58.850	12		2:23.360	40.624	1:05.560	37.176	257.7	15:33:15.713						
13		3:59.054	2:10.517	1:05.379	43.158	254.1	15:33:57.904	13		2:22.212	40.266	1:04.900	37.046	258.3	15:35:37.925						
14		2:20.389	40.013	1:03.792	36.584	255.3	15:36:18.293	14		2:22.399	40.246	1:05.031	37.122	258.9	15:38:00.324						
15		2:19.505	39.601	1:03.755	36.149	257.1	15:38:37.798	15		2:29.128	40.235	1:06.035	42.858	255.9	15:40:29.452						
16		2:49.664	39.518	1:03.627	36.516	257.7	15:40:57.459	16		4:53.943	P 1:04.872	2:12.552	1:36.519	74.2	15:45:23.395						
17		4:55.204	P 1:33.625	2:09.231	1:12.348	79.1	15:45:52.663	17		2:51.124	1:04.051	1:09.171	37.902	236.8	15:48:14.519						
18		3:48.340	2:00.133	1:09.272	38.935	251.1	15:49:41.003	18		2:22.554	40.381	1:05.234	36.939	256.5	15:50:37.073						
19		2:25.072	40.650	1:06.069	38.353	252.9	15:52:06.075	19		2:43.520	P 41.282	1:06.506	55.732	237.3	15:53:20.593						
20		2:40.712	P 40.642	1:05.598	54.472	252.9	15:54:46.787														

20							27																														
1 Valentin Pierburg			Mercedes AMG GT3				PRO			2 Nicolas Pohler				Lazarus Racing																							
PROAM			2 Tom Onslow-Cole				SPS Automotive Performance				Lap D			Time				Sector 1				Sector 2				Sector 3				T. Spd				Elapsed			
Lap	D	Time	Sector 1	Sector 2	Sector 3	T. Spd	Elapsed	Lap	D	Time	Sector 1	Sector 2	Sector 3	T. Spd	Elapsed																						
1		14:57:59.359	14:56:09.602	1:08.055	41.702	243.2	14:57:59.359	1		14:57:56.743	14:55:51.135	1:23.040	42.568	145.9	14:57:56.743																						
2		2:22.767	40.161	1:05.919	36.687	254.1	15:00:22.126	2		2:41.894	47.809	1:13.785	40.300	148.9	15:00:38.637																						
3		2:20.045	39.420	1:04.335	36.290	256.5	15:02:42.171	3		2:26.639	41.444	1:07.731	37.464	249.4	15:03:05.276																						
4		2:49.224	39.332	1:03.787	36.102	256.5	15:05:01.392	4		2:36.207	P 42.106	1:08.870	45.231	214.2	15:05:41.483																						
5		3:00.018	P 39.319	1:05.192	1:15.507	257.1	15:08:01.410	5		4:12.031	2:28.365	1:06.500	37.166	249.4	15:09:53.514																						
6		6:00.761	4:11.588	1:10.191	38.982	251.7	15:14:02.171	6		2:22.623	40.375	1:05.110	37.138	253.5	15:12:16.137																						
7		2:39.790	P 39.546	1:04.107	56.137	257.1	15:16:41.961	7		2:21.840	40.270	1:04.700	36.870	254.1	15:14:37.977																						
								8		2:24.725	40.107	1:04.788	36.830	257.1	15:16:59.702																						
								9		2:36.162	P 39.985	1:05.803	50.374	256.5	15:19:35.864																						
								10		4:16.871	2:32.251	1:06.642	37.978	249.4	15:23:52.735																						
								11		2:23.693	39.933	1:05.897	37.863	257.1	15:26:16.428																						
								12		2:23.700	40.177	1:05.854	37.669	257.1	15:28:40.128																						
								13		2:22.326	39.940	1:05.213	37.173	257.1	15:31:02.454																						
								14		2:22.550	39.975	1:05.272	37.303	258.3	15:33:25.004																						
								15		2:22.600	39.765	1:05.345	37.490	258.3	15:35:47.604																						
								16		2:41.213	P 39.925	1:07.983	53.305	258.9	15:38:28.817																						
								17		4:06.634	P		4:59.939		15:42:35.451																						

25										
1 Alexander Hrachowina			Mercedes AMG GT3							
AM			2 Martin Konrad				HTP Motorsport			
Lap	D	Time	Sector 1	Sector 2	Sector 3	T. Spd	Elapsed			
1		14:58:16.614	P 14:56:18.392	1:07.411	50.811	246.5	14:58:16.614			
2		3:51.942	2:10.151	1:04.859	36.932	250.0	15:02:08.556			
3		2:20.476	39.617	1:04.212	36.647	254.7	15:04:29.032			
4		2:19.928	39.596	1:04.007	36.325	254.1	15:06:48.960			
5		2:19.934	39.810	1:03.778	36.346	254.7	15:09:08.894			
6		2:31.840	P 39.761	1:04.688	47.391	254.7	15:11:40.734			
7		4:46.746	2:54.193	1:12.034	40.519	243.7	15:16:27.480			
8		2:28.628	42.105	1:08.047	38.476	247.7	15:18:56.108			
9		2:30.862	42.065	1:09.173	39.624	246.0	15:21:26.970			
10		2:29.903	42.425	1:08.346	39.132	248.8	15:23:56.873			
11		2:30.472	43.294	1:08.682	38.496	250.5	15:26:27.345			
12		2:28.803	41.464	1:09.099	38.240	250.5	15:28:56.148			
13		2:36.752	P 41.748	1:08.295	46.709	249.4	15:31:32.900			
14		7:32.880	5:42.242	1:11.023	39.615	219.5	15:39:05.780			
15		3:39.884	P 42.331	1:11.662	1:45.891	248.8	15:42:45.664			





Spa Francorchamps
International GT Open
Free Practice - 2
Lap Analysis



34

1 Adrian Amstutz
Lamborghini Huracan GT3
PROAM 2 Patrick Kujala
Imperiale Racing

63

1 Albert Costa
Lamborghini Huracan GT3 EVO
PRO 2 Giacomo Altoè
Emil Frey Racing

Lap D	Time	Sector 1	Sector 2	Sector 3	T. Spd	Elapsed
1	15:00:33.614	14:58:48.162	1:05.362	40.090	251.1	15:00:33.614
2	2:20.306	39.728	1:04.122	36.456	258.9	15:02:53.920
3	2:19.863	39.391	1:04.129	36.343	262.7	15:05:13.783
4	2:19.546	39.549	1:03.873	36.124	260.2	15:07:33.329
5	2:26.644 P	39.448	1:04.141	43.055	263.4	15:09:59.973
6	3:46.007	2:05.250	1:04.097	36.660	259.6	15:13:45.980
7	2:20.103	39.428	1:04.286	36.389	260.8	15:16:06.083
8	2:21.067	39.486	1:05.118	36.463	261.5	15:18:27.150
9	2:19.884	39.629	1:04.012	36.243	260.2	15:20:47.034
10	2:28.743 P	39.549	1:04.849	44.345	262.1	15:23:15.777
11	4:30.840	2:42.391	1:09.576	38.873	237.3	15:27:46.617
12	2:34.021	40.372	1:06.435	47.214	255.3	15:30:20.638
13	2:25.154	40.834	1:06.274	38.046	256.5	15:32:45.792
14	2:23.724	40.392	1:05.867	37.465	255.9	15:35:09.516
15	2:24.096	40.537	1:06.090	37.469	257.7	15:37:33.612
16	2:29.567	40.478	1:09.105	39.984	257.7	15:40:03.179
17	4:44.940 P	40.468	2:02.241	1:32.231	255.9	15:44:18.119

59

1 Martin Kodrić
McLaren 720 s
PRO 2 Henrique Chaves
Teo Martín Motorsport

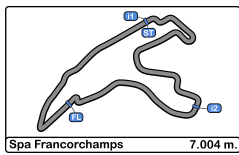
Lap D	Time	Sector 1	Sector 2	Sector 3	T. Spd	Elapsed
1	15:00:17.285 P	14:58:19.810	1:09.527	47.948	206.8	15:00:17.285
2	2:35.989	54.069	1:05.100	36.820	251.1	15:02:53.274
3	2:22.090	40.010	1:05.296	36.784	255.9	15:05:15.364
4	2:21.003	39.853	1:04.395	36.755	258.3	15:07:36.367
5	2:21.615	39.900	1:04.704	37.011	257.7	15:09:57.982
6	2:27.384 P	39.921	1:04.474	42.989	256.5	15:12:25.366
7	8:15.279	6:31.500	1:05.847	37.932	230.2	15:20:40.645
8	2:21.549	40.119	1:04.601	36.829	255.3	15:23:02.194
9	2:27.264 P	39.854	1:04.788	42.622	257.7	15:25:29.458
10	4:03.680	2:15.183	1:09.962	38.535	210.1	15:29:33.138
11	2:19.878	39.793	1:03.831	36.254	256.5	15:31:53.016
12	2:21.096	39.594	1:03.750	37.752	258.9	15:34:14.112
13	2:19.755	39.735	1:03.951	36.069	258.3	15:36:33.867
14	2:23.675	39.777	1:04.264	39.634	258.9	15:38:57.542
15	2:39.989 P	39.548	1:04.000	56.441	259.6	15:41:37.531
16	5:32.996	3:43.943	1:11.702	37.351	79.6	15:47:10.527
17	2:23.418	40.387	1:04.638	38.393	257.7	15:49:33.945
18	2:20.357	39.471	1:04.335	36.551	260.2	15:51:54.302
19	2:36.118 P	39.604	1:04.431	52.083	258.9	15:54:30.420

66

1 Kang Ling
Lamborghini Huracan GT3 EVO
PROAM 2 Frederik Schandorff
Vincenzo Sospiri Racing

Lap D	Time	Sector 1	Sector 2	Sector 3	T. Spd	Elapsed
1	15:01:20.517	14:59:36.587	1:06.370	37.560	247.7	15:01:20.517
2	2:33.467	40.156	1:11.382	41.929	258.9	15:03:53.984
3	2:21.653	40.293	1:04.493	36.867	255.3	15:06:15.637
4	2:21.026	40.005	1:04.293	36.728	258.3	15:08:36.663
5	2:21.937	39.920	1:05.240	36.777	259.6	15:10:58.600
6	2:20.645	39.977	1:03.984	36.684	255.3	15:13:19.245
7	2:45.113 P	40.052	1:04.391	1:00.670	256.5	15:16:04.358
8	4:09.821	2:28.635	1:04.528	36.658	250.5	15:20:14.179
9	2:20.555	39.974	1:03.996	36.585	255.9	15:22:34.734
10	2:23.050	40.023	1:05.714	37.313	256.5	15:24:57.784
11	2:20.126	39.838	1:03.676	36.612	257.1	15:27:17.910
12	2:31.251 P	39.800	1:05.913	45.538	257.7	15:29:49.161
13	7:00.143	5:17.417	1:05.569	37.157	250.5	15:36:49.304
14	2:21.514	40.325	1:04.353	36.836	254.7	15:39:10.818
15	2:22.846	40.113	1:05.237	1:37.496	258.3	15:42:33.664
16	4:03.210	1:40.636	1:40.018	42.556	79.5	15:46:36.874
17	2:22.260	40.456	1:04.930	36.874	258.3	15:48:59.134
18	2:21.229	40.079	1:04.435	36.715	258.3	15:51:20.363
19	2:28.136 P	40.003	1:04.093	44.040	259.6	15:53:48.499



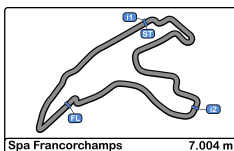


Spa Francorchamps
International GT Open
Free Practice - 2
Lap Analysis



75							93								
1 Kenny Habul			Mercedes AMG GT3				1 Christopher Froggatt			Ferrari 488 GT3					
PROAM			Rowe Racing / SunEnergy1 Racing				PROAM			Spirit of Race / Tempesta Racing					
Lap	D	Time	Sector 1	Sector 2	Sector 3	T. Spd	Elapsed	Lap	D	Time	Sector 1	Sector 2	Sector 3	T. Spd	Elapsed
1		14:59:08.680	14:57:19.274	1:07.968	41.438	222.2	14:59:08.680	1		14:57:41.597	14:55:54.014	1:09.726	37.857	198.5	14:57:41.597
2		2:20.982	39.963	1:04.448	36.571	252.9	15:01:29.662	2		2:22.904	40.800	1:05.081	37.023	254.1	15:00:04.501
3		2:19.865	39.597	1:03.754	36.514	255.9	15:03:49.527	3		2:21.197	40.223	1:04.326	36.648	256.5	15:02:25.698
4		2:29.646 P	39.857	1:04.404	45.385	253.5	15:06:19.173	4		2:25.167	41.064	1:07.195	36.908	254.1	15:04:50.865
5		3:31.341 P	1:40.119	1:06.345	44.877	247.1	15:09:50.514	5		2:20.776	39.884	1:04.326	36.566	257.1	15:07:11.641
6		4:05.504	2:20.231	1:07.418	37.855	244.8	15:13:56.018	6		2:31.977 P	39.887	1:07.246	44.844	257.7	15:09:43.618
7		2:23.832	40.239	1:06.136	37.457	252.9	15:16:19.850	7		6:09.585	4:25.081	1:05.190	39.314	252.3	15:15:53.203
8		2:22.143	39.942	1:04.966	37.235	253.5	15:18:41.993	8		2:21.164	40.143	1:04.376	36.645	255.3	15:18:14.367
9		2:33.152	40.147	1:05.233	47.772	251.7	15:21:15.145	9		2:30.741 P	40.018	1:06.196	44.527	255.3	15:20:45.108
10		2:36.854 P	42.736	1:08.333	45.785	205.3	15:23:51.999	10		4:47.956	3:05.253	1:05.521	37.182	250.0	15:25:33.064
11		6:09.477	4:23.141	1:07.617	38.719	247.7	15:30:01.476	11		2:19.245	39.907	1:03.115	36.223	257.7	15:27:52.309
12		2:22.116	40.167	1:05.038	36.911	252.9	15:32:23.592	12		2:18.975	39.734	1:03.144	36.097	258.3	15:30:11.284
13		2:22.065	39.868	1:05.293	36.904	254.7	15:34:45.657	13		2:18.548	39.472	1:03.035	36.041	259.6	15:32:29.832
14		2:21.181	39.940	1:04.324	36.917	254.7	15:37:06.838	14		2:30.710 P	41.798	1:05.181	43.731	252.3	15:35:00.542
15		2:33.461 P	39.806	1:05.510	48.145	254.7	15:39:40.299	15		5:19.009	3:30.476	1:08.193	40.340	248.2	15:40:19.551
90							99								
1 Alberto Di Folco			Lamborghini Huracan GT3 EVO				1 António Coimbra			Mercedes AMG GT3					
PROAM			Raton Racing by Target				AM			Sports and You					
Lap	D	Time	Sector 1	Sector 2	Sector 3	T. Spd	Elapsed	Lap	D	Time	Sector 1	Sector 2	Sector 3	T. Spd	Elapsed
1		14:58:28.193 P	14:56:25.789	1:10.692	51.712	240.0	14:58:28.193	1		14:59:19.332	14:57:22.541	1:15.781	41.010	203.3	14:59:19.332
2		2:44.540	56.209	1:08.180	40.151	243.7	15:01:12.733	2		2:30.786	42.470	1:08.954	39.362	248.8	15:01:50.118
3		2:29.727	43.018	1:07.666	39.043	246.0	15:03:42.460	3		2:30.084	42.173	1:09.012	38.899	250.0	15:04:20.202
4		2:30.579	42.621	1:07.010	40.948	246.0	15:06:13.039	4		2:29.779	42.651	1:08.051	39.077	248.8	15:06:49.981
5		2:28.868	42.436	1:07.268	39.164	245.4	15:08:41.907	5		2:28.407	41.499	1:08.217	38.691	252.3	15:09:18.388
6		2:29.056	42.280	1:07.634	39.142	247.7	15:11:10.963	6		2:46.263 P	41.622	1:10.676	53.965	251.1	15:12:04.651
7		2:29.039	42.425	1:06.809	39.805	246.0	15:13:40.002	7		7:35.027	5:42.570	1:13.271	39.186	229.7	15:19:39.678
8		2:32.182	42.876	1:08.864	40.442	242.1	15:16:12.184	8		2:26.803	41.507	1:07.130	38.166	249.4	15:22:06.481
9		2:36.811 P	43.043	1:07.192	46.576	247.1	15:18:48.995	9		2:25.507	41.417	1:06.218	37.872	251.7	15:24:31.988
10		5:20.748	3:27.080	1:04.704	48.964	251.1	15:24:09.743	10		2:25.283	40.590	1:06.758	37.935	252.9	15:26:57.271
11		2:20.654	39.940	1:04.162	36.552	255.9	15:26:30.397	11		2:43.938 P	41.118	1:12.099	50.721	252.9	15:29:41.209
12		2:21.061	39.636	1:04.874	36.551	258.3	15:28:51.458	12		4:03.964	2:17.971	1:07.742	38.251	250.5	15:33:45.173
13		2:21.235	39.607	1:04.744	36.884	257.1	15:31:12.693	13		2:24.643	40.739	1:06.201	37.703	252.3	15:36:09.816
14		2:19.756	39.636	1:03.661	36.459	257.1	15:33:32.449	14		2:23.282	40.718	1:05.304	37.260	251.7	15:38:33.098
15		2:28.094 P	39.716	1:05.035	43.343	255.9	15:36:00.543	15		2:36.402 P	41.212	1:06.020	48.870	252.9	15:41:09.200
16		3:36.941	1:49.290	1:05.805	41.846	254.1	15:39:37.484	16		4:47.505	2:32.129	1:22.523	52.853	222.2	15:45:56.705
17		3:54.854	39.768	1:45.538	1:29.548	255.9	15:43:32.338	17		2:24.995	40.706	1:06.243	38.046	254.7	15:48:21.700
18		3:36.316	1:41.207	1:11.743	43.366	79.2	15:47:08.654	18		2:22.950	40.328	1:05.531	37.091	255.3	15:50:44.650
19		2:22.414	41.552	1:04.461	36.401	257.1	15:49:31.068	19		2:38.099 P	40.487	1:05.830	51.782	254.7	15:53:22.749
20			39.566	1:16.196		258.3									



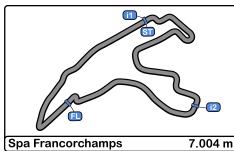


Spa Francorchamps
International GT Open
Free Practice - 2
Best Sectors Results



Sector - 1				Sector - 2				Sector - 3				Ideal Lap vs Best Lap				
Clas	Nº	Driver	Time	Nº	Driver	Time	Nº	Driver	Time	Clas	Nº	Driver	Ideal Lap	Best Lap	Clas	
1	20	Pierburg - Onslow-Cole	39.319	93	Froggatt - Cheever III	1:03.035	93	Froggatt - Cheever III	36.041	1	93	Froggatt - Cheever III	2:18.548	2:18.548	1	
2	34	Amstutz - Kujala	39.391	63	Costa - Altoè	1:03.302	59	Kodrić - Chaves	36.069	2	63	Costa - Altoè	2:18.871	2:19.021	2	
3	63	Costa - Altoè	39.448	19	Liang - Giammaria	1:03.627	20	Pierburg - Onslow-Cole	36.102	3	20	Pierburg - Onslow-Cole	2:19.208	2:20.045	10	
4	10	Ramos - Crestani	39.463	14	Siedler - Grenier	1:03.632	63	Costa - Altoè	36.121	4	59	Kodrić - Chaves	2:19.290	2:19.755	5	
5	59	Kodrić - Chaves	39.471	90	Di Folco - Lenz	1:03.661	34	Amstutz - Kujala	36.124	5	19	Liang - Giammaria	2:19.294	2:19.505	3	
6	93	Froggatt - Cheever III	39.472	66	Ling - Schandorff	1:03.676	19	Liang - Giammaria	36.149	6	34	Amstutz - Kujala	2:19.388	2:19.546	4	
7	26	Martínez - Onidi	39.500	16	Hahn - Barnicoat	1:03.703	25	Hrachowina - Konrad	36.325	7	90	Di Folco - Lenz	2:19.628	2:19.756	6	
8	19	Liang - Giammaria	39.518	59	Kodrić - Chaves	1:03.750	90	Di Folco - Lenz	36.401	8	25	Hrachowina - Konrad	2:19.699	2:19.928	9	
9	90	Di Folco - Lenz	39.566	75	Habul - Jäger	1:03.754	14	Siedler - Grenier	36.443	9	14	Siedler - Grenier	2:19.724	2:19.845	7	
10	9	Davide Roda	39.589	25	Hrachowina - Konrad	1:03.778	10	Ramos - Crestani	36.454	10	10	Ramos - Crestani	2:19.791	2:20.081	11	
11	25	Hrachowina - Konrad	39.596	20	Pierburg - Onslow-Cole	1:03.787	16	Hahn - Barnicoat	36.480	11	16	Hahn - Barnicoat	2:19.857	2:20.296	13	
12	75	Habul - Jäger	39.597	34	Amstutz - Kujala	1:03.873	75	Habul - Jäger	36.514	12	75	Habul - Jäger	2:19.865	2:19.865	8	
13	14	Siedler - Grenier	39.649	10	Ramos - Crestani	1:03.874	17	Rueda - Saravia	36.562	13	66	Ling - Schandorff	2:20.061	2:20.126	12	
14	16	Hahn - Barnicoat	39.674	6	Zampieri - Meadows	1:03.997	66	Ling - Schandorff	36.585	14	9	Davide Roda	2:20.556	2:20.937	14	
15	17	Rueda - Saravia	39.755	9	Davide Roda	1:04.259	9	Davide Roda	36.708	15	6	Zampieri - Meadows	2:20.720	2:21.022	15	
16	27	De Marco - Pohler	39.765	17	Rueda - Saravia	1:04.472	6	Zampieri - Meadows	36.756	16	17	Rueda - Saravia	2:20.789	2:21.264	16	
17	66	Ling - Schandorff	39.800	26	Martínez - Onidi	1:04.491	26	Martínez - Onidi	36.811	17	26	Martínez - Onidi	2:20.802	2:21.558	17	
18	12	Leo - Razak	39.836	27	De Marco - Pohler	1:04.700	27	De Marco - Pohler	36.830	18	27	De Marco - Pohler	2:21.295	2:21.840	19	
19	6	Zampieri - Meadows	39.967	12	Leo - Razak	1:04.863	12	Leo - Razak	36.869	19	12	Leo - Razak	2:21.568	2:21.773	18	
20	8	Giuseppe Cipriani	40.143	8	Giuseppe Cipriani	1:05.176	11	Hill - Shoffner	37.003	20	8	Giuseppe Cipriani	2:22.601	2:22.846	20	
21	99	Coimbra - Silva	40.328	99	Coimbra - Silva	1:05.304	99	Coimbra - Silva	37.091	21	99	Coimbra - Silva	2:22.723	2:22.950	21	
22	11	Hill - Shoffner	40.346	11	Hill - Shoffner	1:05.814	8	Giuseppe Cipriani	37.282	22	11	Hill - Shoffner	2:23.163	2:23.315	22	



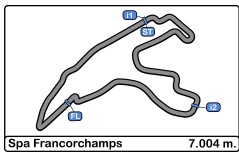


Spa Francorchamps
International GT Open
Free Practice - 2
Best 5 Lap Times



Cl	Nº	Entrant/Team	Nat	Driver 1	Nat	Status	Driver 2	Nat	Status	Vehicle	Cat	Cl	Best 1		Best 2		Best 3		Best 4		Best 5	
													Time	Lap	Time	Lap	Time	Lap	Time	Lap	Time	Lap
1	93	Spirit of Race / Tempesta	GBR	Christopher Froggatt	GBR		Edward Cheever III	ITA		Ferrari 488 GT3	PROAM	1	2:18.548	13	2:18.975	12	2:19.245	11	2:20.776	5	2:21.164	8
2	63	Emil Frey Racing	DEU	Albert Costa	ESP		Giacomo Altoè	ITA		Lamborghini Huracan GT3	PRO	1	2:19.021	6	2:19.329	5	2:19.702	9	2:19.944	8	2:19.953	12
3	19	Raton Racing by Target	ITA	Jiatong Liang	CHN		Raffaele Giammaria	ITA		Lamborghini Huracan GT3	PROAM	2	2:19.505	15	2:20.389	14	2:21.309	7	2:23.065	4	2:23.731	8
4	34	Imperiale Racing	ITA	Adrian Amstutz	CHE		Patrick Kujala	FIN		Lamborghini Huracan GT3	PROAM	3	2:19.546	4	2:19.863	3	2:19.884	9	2:20.103	7	2:20.306	2
5	59	Teo Martín Motorsport	ESP	Martin Kodrić	HRV		Henrique Chaves	PRT		McLaren 720 s	PRO	2	2:19.755	13	2:19.878	11	2:20.357	18	2:21.003	4	2:21.096	12
6	90	Raton Racing by Target	ITA	Alberto Di Folco	ITA		Christoph Lenz	CHE		Lamborghini Huracan GT3	PROAM	4	2:19.756	14	2:21.061	12	2:21.235	13	2:22.414	19	2:28.094	15
7	14	Emil Frey Racing	CHE	Norbert Siedler	AUT		Mikaël Grenier	CAN		Lamborghini Huracan GT3	PRO	3	2:19.845	4	2:19.935	8	2:20.668	7	2:20.699	14	2:20.709	3
8	75	Rowe Racing / SunEnergy1	DEU	Kenny Habul	AUS		Thomas Jäger	DEU		Mercedes AMG GT3	PROAM	5	2:19.865	3	2:20.982	2	2:21.181	14	2:22.065	13	2:22.116	12
9	25	HTP Motorsport	DEU	Alexander Hrachowina	AUT		Martin Konrad	AUT		Mercedes AMG GT3	AM	1	2:19.928	4	2:19.934	5	2:20.476	3	2:28.628	8	2:28.803	12
10	20	SPS Automotive Performance	DEU	Valentin Pierburg	DEU		Tom Onslow-Cole	GBR		Mercedes AMG GT3	PROAM	6	2:20.045	3	2:22.767	2	2:39.790	7	3:00.018	5	6:00.761	6
11	10	SPS Automotive Performance	DEU	Miguel Ramos	PRT		Fabrizio Crestani	ITA		Mercedes AMG GT3	PRO	4	2:20.081	19	2:20.535	15	2:21.272	4	2:21.539	5	2:22.108	6
12	66	Vincenzo Sospiri Racing	ITA	Kang Ling	CHN		Frederik Schandorff	DNK		Lamborghini Huracan GT3	PROAM	7	2:20.126	11	2:20.555	9	2:20.645	6	2:21.026	4	2:21.229	18
13	16	Teo Martín Motorsport	ESP	Marcelo Hahn	BRN		Ben Barnicoat	GBR		McLaren 720 s	PROAM	8	2:20.296	6	2:20.339	2	2:20.871	7	2:24.773	18	2:25.265	10
14	9	Antonelli MotorSport	ITA	Davide Roda	ITA					Mercedes AMG GT3	AM	2	2:20.937	11	2:21.038	12	2:21.069	4	2:21.234	10	2:21.483	20
15	6	Antonelli MotorSport	ITA	Daniel Zampieri	ITA		Michael Meadows	GBR		Mercedes AMG GT3	PRO	5	2:21.022	5	2:21.638	3	2:22.208	4	2:22.578	10	2:22.909	16
16	17	Teo Martín Motorsport	ESP	Fran Rueda	ESP		Andrés Saravia	GTM		McLaren 720 s	PRO	6	2:21.264	9	2:21.347	14	2:21.385	13	2:21.407	20	2:21.984	4
17	26	Lazarus Racing	ITA	Eliseo Martínez	ESP		Fabio Onidi	ITA		Lamborghini Huracan GT3	PRO	7	2:21.558	7	2:21.734	6	2:22.212	13	2:22.399	14	2:22.448	5
18	12	Ombra Racing	ITA	Federico Leo	ITA		Najiy Razak	MYS		Lamborghini Huracan GT3	PRO	8	2:21.773	14	2:21.992	15	2:22.617	7	2:22.636	13	2:22.770	3
19	27	Lazarus Racing	ITA	Nicola De Marco	ITA		Nicolas Pohler	DEU		Lamborghini Huracan GT3	PRO	9	2:21.840	7	2:22.326	13	2:22.550	14	2:22.623	6	2:23.700	12
20	8	Antonelli MotorSport	ITA	Giuseppe Cipriani	ITA					Mercedes AMG GT3	AM	3	2:22.846	5	2:22.850	7	2:23.060	4	2:23.331	6	2:23.408	3
21	99	Sports and You	PRT	António Coimbra	PRT		Luis Silva	PRT		Mercedes AMG GT3	AM	4	2:22.950	18	2:23.282	14	2:24.643	13	2:24.995	17	2:25.283	10
22	11	GetSpeed Performance	DEU	Janine Hill	GBR		John Shoffner	USA		Mercedes AMG GT3	AM	5	2:23.315	7	2:23.635	13	2:23.865	12	2:24.128	5	2:24.700	6



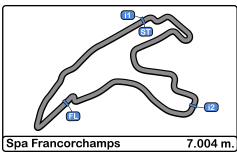


Spa Francorchamps
International GT Open
Free Practice - 2
Best 5 Top Speeds



Cl	Nº	Entrant/Team	Nat	Driver 1	Nat	Status	Driver 2	Nat	Status	Vehicle	Cat	Cl	Top 1		Top 2		Top 3		Top 4		Top 5		Avg
													Km/h	Lap	Km/h	Lap	Km/h	Lap	Km/h	Lap	Km/h	Lap	
1	34	Imperiale Racing	ITA	Adrian Amstutz	CHE	PRO	Patrick Kujala	FIN	PRO	Lamborghini Huracan GT3	PROAM	1	263.4	5	262.7	3	262.1	10	261.5	8	260.8	7	262.1
2	26	Lazarus Racing	ITA	Eliseo Martínez	ESP	PRO	Fabio Onidi	ITA	PRO	Lamborghini Huracan GT3	PRO	1	260.2	8	258.9	9	258.9	14	258.3	13	257.7	7	258.8
3	59	Teo Martín Motorsport	ESP	Martin Kodrić	CRO	PRO	Henrique Chaves	PRT	PRO	McLaren 720 s	PRO	2	260.2	18	259.6	15	258.9	12	258.9	14	258.9	19	259.3
4	66	Vincenzo Sospiri Racing	ITA	Kang Ling	CHE	PRO	Frederik Schandorff	DNK	PRO	Lamborghini Huracan GT3	PROAM	2	259.6	5	259.6	19	258.9	2	258.3	4	258.3	15	258.9
5	93	Spirit of Race / Tempesta	GBR	Christopher Froggatt	GBR	PRO	Edward Cheever III	ITA	PRO	Ferrari 488 GT3	PROAM	3	259.6	13	258.3	12	257.7	6	257.7	11	257.1	5	258.1
6	10	SPS Automotive Performance	DEU	Miguel Ramos	PRT	PRO	Fabrizio Crestani	ITA	PRO	Mercedes AMG GT3	PRO	3	258.9	19	258.3	13	258.3	16	257.7	18	257.1	15	258.1
7	17	Teo Martín Motorsport	ESP	Fran Rueda	ESP	PRO	Andrés Saravia	ITA	PRO	McLaren 720 s	PRO	4	258.9	15	258.9	20	258.9	21	257.7	5	257.7	13	258.4
8	27	Lazarus Racing	ITA	Nicola De Marco	ITA	PRO	Nicolas Pohler	DEU	PRO	Lamborghini Huracan GT3	PRO	5	258.9	16	258.3	14	258.3	15	257.1	8	257.1	11	258.0
9	14	Emil Frey Racing	CHE	Norbert Siedler	AUT	PRO	Mikaël Grenier	CAN	PRO	Lamborghini Huracan GT3	PRO	6	258.3	8	258.3	15	257.1	4	257.1	14	256.5	3	257.5
10	63	Emil Frey Racing	CHE	Albert Costa	ESP	PRO	Giacomo Altoè	ITA	PRO	Lamborghini Huracan GT3	PRO	7	258.3	13	258.3	20	257.7	19	257.1	16	256.5	3	257.6
11	90	Raton Racing by Target	ITA	Alberto Di Folco	ITA	PRO	Christoph Lenz	CHE	PRO	Lamborghini Huracan GT3	PROAM	4	258.3	12	258.3	20	257.1	13	257.1	14	257.1	19	257.6
12	19	Raton Racing by Target	ITA	Jiatong Liang	CHE	PRO	Raffaele Giammaria	ITA	PRO	Lamborghini Huracan GT3	PROAM	5	257.7	16	257.1	15	255.9	9	255.9	10	255.9	12	256.5
13	16	Teo Martín Motorsport	ESP	Marcelo Hahn	GBR	PRO	Ben Barnicoat	GBR	PRO	McLaren 720 s	PROAM	6	257.1	7	256.5	4	255.9	2	255.3	18	254.7	8	255.9
14	20	SPS Automotive Performance	DEU	Valentin Pierburg	DEU	PRO	Tom Onslow-Cole	GBR	PRO	Mercedes AMG GT3	PROAM	7	257.1	5	257.1	7	256.5	3	256.5	4	254.1	2	256.2
15	9	Antonelli MotorSport	ITA	Davide Roda	ITA	PRO				Mercedes AMG GT3	AM	1	256.5	19	256.5	21	255.9	12	255.3	20	254.7	8	255.8
16	12	Ombra Racing	ITA	Federico Leo	ITA	PRO	Najjy Razak	MYA	PRO	Lamborghini Huracan GT3	PRO	8	256.5	16	255.9	14	254.7	11	254.7	13	254.7	15	255.3
17	75	Rowe Racing / SunEnergy1	DEU	Kenny Habul	AUS	PRO	Thomas Jäger	DEU	PRO	Mercedes AMG GT3	PROAM	8	255.9	3	254.7	13	254.7	14	254.7	15	253.5	4	254.7
18	6	Antonelli MotorSport	ITA	Daniel Zampieri	ITA	PRO	Michael Meadows	GBR	PRO	Mercedes AMG GT3	PRO	9	255.3	11	253.5	14	253.5	16	253.5	17	252.9	3	253.7
19	99	Sports and You	PRT	António Coimbra	PRT	PRO	Luis Silva	PRT	PRO	Mercedes AMG GT3	AM	2	255.3	18	254.7	17	254.7	19	252.9	10	252.9	11	254.1
20	11	GetSpeed Performance	DEU	Janine Hill	GBR	PRO	John Shoffner	USA	PRO	Mercedes AMG GT3	AM	3	254.7	12	254.7	15	253.5	3	252.9	13	252.3	11	253.6
21	25	HTP Motorsport	DEU	Alexander Hrachowina	AUT	PRO	Martin Konrad	AUT	PRO	Mercedes AMG GT3	AM	4	254.7	3	254.7	5	254.7	6	254.1	4	250.5	11	253.7
22	8	Antonelli MotorSport	ITA	Giuseppe Cipriani	ITA	PRO				Mercedes AMG GT3	AM	5	253.5	6	252.9	4	252.3	8	251.7	3	251.7	5	252.4



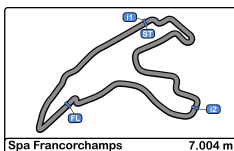


Spa Francorchamps
International GT Open
Free Practice - 2
Fastest Laps Sequence



Lap	Time of Day	Session Time	Nº	Entrant/Team	Nat	Driver 1	Nat	Status	Driver 2	Nat	Status	Vehicle	Cat	Time	Km/h
2	15:00:02.354	5:02.354	10	SPS Automotive Performance	DEU	Miguel Ramos	PRT		Fabrizio Crestani	ITA		Mercedes AMG GT3	PRO	2:24.680	174.2
2	15:00:04.501	5:04.501	93	Spirit of Race / Tempesta	GBR	Christopher Froggatt	GBR		Edward Cheever III	ITA		Ferrari 488 GT3	PROAM	2:22.904	176.4
2	15:00:22.126	5:22.126	20	SPS Automotive Performance	DEU	Valentin Pierburg	DEU		Tom Onslow-Cole	GBR		Mercedes AMG GT3	PROAM	2:22.767	176.6
2	15:01:21.768	6:21.768	16	Teo Martín Motorsport	ESP	Marcelo Hahn	BRA		Ben Barnicoat	GBR		McLaren 720 s	PROAM	2:20.339	179.6
3	15:02:42.171	7:42.171	20	SPS Automotive Performance	DEU	Valentin Pierburg	DEU		Tom Onslow-Cole	GBR		Mercedes AMG GT3	PROAM	2:20.045	180.0
3	15:03:49.527	8:49.527	75	Rowe Racing / SunEnergy1	DEU	Kenny Habul	AUS		Thomas Jäger	DEU		Mercedes AMG GT3	PROAM	2:19.865	180.2
3	15:05:13.783	10:13.783	34	Imperiale Racing	ITA	Adrian Amstutz	CHE		Patrick Kujala	FIN		Lamborghini Huracan GT3	PROAM	2:19.863	180.2
4	15:05:17.790	10:17.790	14	Emil Frey Racing	CHE	Norbert Siedler	AUT		Mikaël Grenier	CAN		Lamborghini Huracan GT3	PRO	2:19.845	180.3
4	15:07:33.329	12:33.329	34	Imperiale Racing	ITA	Adrian Amstutz	CHE		Patrick Kujala	FIN		Lamborghini Huracan GT3	PROAM	2:19.546	180.6
5	15:07:44.734	12:44.734	63	Emil Frey Racing	CHE	Albert Costa	ESP		Giacomo Altoè	ITA		Lamborghini Huracan GT3	PRO	2:19.329	180.9
6	15:10:03.755	15:03.755	63	Emil Frey Racing	CHE	Albert Costa	ESP		Giacomo Altoè	ITA		Lamborghini Huracan GT3	PRO	2:19.021	181.3
12	15:30:11.284	35:11.284	93	Spirit of Race / Tempesta	GBR	Christopher Froggatt	GBR		Edward Cheever III	ITA		Ferrari 488 GT3	PROAM	2:18.975	181.4
13	15:32:29.832	37:29.832	93	Spirit of Race / Tempesta	GBR	Christopher Froggatt	GBR		Edward Cheever III	ITA		Ferrari 488 GT3	PROAM	2:18.548	181.9





Spa Francorchamps
International GT Open

Free Practice - 2

Event Best Maximum Speed



Nº	Entrant/Team	Nat	Driver 1	Nat	Status	Driver 2	Nat	Status	Vehicle	Cat	Km/h	Session
34	Imperiale Racing	ITA	Adrian Amstutz	CHE		Patrick Kujala	FIN		Lamborghini Huracan GT3	PROAM	264.0	Free Practice - 1
26	Lazarus Racing	ITA	Eliseo Martínez	ESP		Fabio Onidi	ITA		Lamborghini Huracan GT3	PRO	262.7	Free Practice - 1
93	Spirit of Race / Tempesta	GBR	Christopher Froggatt	GBR		Edward Cheever III	ITA		Ferrari 488 GT3	PROAM	261.5	Free Practice - 1
66	Vincenzo Sospiri Racing	ITA	Kang Ling	CHN		Frederik Schandorff	DNK		Lamborghini Huracan GT3	PROAM	260.8	Free Practice - 1
59	Teo Martín Motorsport	ESP	Martin Kodrić	HRV		Henrique Chaves	PRT		McLaren 720 s	PRO	260.2	Free Practice - 2
63	Emil Frey Racing	CHE	Albert Costa	ESP		Giacomo Altoè	ITA		Lamborghini Huracan GT3	PRO	259.6	Free Practice - 1
14	Emil Frey Racing	CHE	Norbert Siedler	AUT		Mikaël Grenier	CAN		Lamborghini Huracan GT3	PRO	259.6	Free Practice - 1
17	Teo Martín Motorsport	ESP	Fran Rueda	ESP		Andrés Saravia	GTM		McLaren 720 s	PRO	259.6	Free Practice - 1
27	Lazarus Racing	ITA	Nicola De Marco	ITA		Nicolas Pohler	DEU		Lamborghini Huracan GT3	PRO	258.9	Free Practice - 1
90	Raton Racing by Target	ITA	Alberto Di Folco	ITA		Christoph Lenz	CHE		Lamborghini Huracan GT3	PROAM	258.9	Free Practice - 1
19	Raton Racing by Target	ITA	Jiatong Liang	CHN		Raffaele Giammaria	ITA		Lamborghini Huracan GT3	PROAM	258.9	Free Practice - 1
10	SPS Automotive Performance	DEU	Miguel Ramos	PRT		Fabrizio Crestani	ITA		Mercedes AMG GT3	PRO	258.9	Free Practice - 2
16	Teo Martín Motorsport	ESP	Marcelo Hahn	BRA		Ben Barnicoat	GBR		McLaren 720 s	PROAM	257.7	Free Practice - 1
20	SPS Automotive Performance	DEU	Valentin Pierburg	DEU		Tom Onslow-Cole	GBR		Mercedes AMG GT3	PROAM	257.1	Free Practice - 1
9	Antonelli MotorSport	ITA	Davide Roda	ITA					Mercedes AMG GT3	AM	257.1	Free Practice - 1
6	Antonelli MotorSport	ITA	Daniel Zampieri	ITA		Michael Meadows	GBR		Mercedes AMG GT3	PRO	256.5	Free Practice - 1
8	Antonelli MotorSport	ITA	Giuseppe Cipriani	ITA					Mercedes AMG GT3	AM	256.5	Free Practice - 1
12	Ombra Racing	ITA	Federico Leo	ITA		Najiy Razak	MYS		Lamborghini Huracan GT3	PRO	256.5	Free Practice - 2
75	Rowe Racing / SunEnergy1	DEU	Kenny Habul	AUS		Thomas Jäger	DEU		Mercedes AMG GT3	PROAM	255.9	Free Practice - 1
25	HTP Motorsport	DEU	Alexander Hrachowina	AUT		Martin Konrad	AUT		Mercedes AMG GT3	AM	255.3	Free Practice - 1
99	Sports and You	PRT	António Coimbra	PRT		Luis Silva	PRT		Mercedes AMG GT3	AM	255.3	Free Practice - 2
11	GetSpeed Performance	DEU	Janine Hill	GBR		John Shoffner	USA		Mercedes AMG GT3	AM	254.7	Free Practice - 2





Spa Francorchamps
International GT Open
Free Practice - 2
Pit Stop Analysis



6 Daniel Zampieri PRO Antonelli MotorSport
 Michael Meadows Mercedes AMG GT3

Nr.	In Day Time	In Time	Out Time	Pit Time	T. Pit Time	Handicap	Penalty
1	15:10:47.021	15:10:47.021	15:14:35.291	3:48.270	3:48.270		
2	15:19:22.631	15:19:22.631	15:26:12.832	6:50.201	10:38.471		
3	15:33:19.796	15:33:19.796	15:34:58.861	1:39.065	12:17.536		

9 Davide Roda AM Antonelli MotorSport
 Mercedes AMG GT3

Nr.	In Day Time	In Time	Out Time	Pit Time	T. Pit Time	Handicap	Penalty
1	15:09:53.615	15:09:53.615	15:11:27.322	1:33.707	1:33.707		
2	15:28:00.835	15:28:00.835	15:30:45.835	2:45.000	4:18.707		
3	15:37:50.905	15:37:50.905	15:40:04.002	2:13.097	6:31.804		

10 Miguel Ramos PRO SPS Automotive Performance
 Fabrizio Crestani Mercedes AMG GT3

Nr.	In Day Time	In Time	Out Time	Pit Time	T. Pit Time	Handicap	Penalty
1	15:19:18.077	15:19:18.077	15:22:16.989	2:58.912	2:58.912		
2	15:29:23.719	15:29:23.719	15:34:12.186	4:48.467	7:47.379		

11 Janine Hill AM GetSpeed Performance
 John Shoffner Mercedes AMG GT3

Nr.	In Day Time	In Time	Out Time	Pit Time	T. Pit Time	Handicap	Penalty
1	15:15:51.213	15:15:51.213	15:18:07.261	2:16.048	2:16.048		
2	15:35:01.225	15:35:01.225	15:40:44.219	5:42.994	7:59.042		

12 Federico Leo PRO Ombra Racing
 Najiy Razak Lamborghini Huracan GT3 EVO

Nr.	In Day Time	In Time	Out Time	Pit Time	T. Pit Time	Handicap	Penalty
1	15:15:32.795	15:15:32.795	15:17:25.958	1:53.163	1:53.163		
2	15:24:39.730	15:24:39.730	15:27:33.973	2:54.243	4:47.406		

14 Norbert Siedler PRO Emil Frey Racing
 Mikaël Grenier Lamborghini Huracan GT3 EVO

Nr.	In Day Time	In Time	Out Time	Pit Time	T. Pit Time	Handicap	Penalty
1	15:07:39.729	15:07:39.729	15:18:40.200	11:00.471	11:00.471		
2	15:28:05.074	15:28:05.074	15:36:33.055	8:27.981	19:28.452		

19 Jiatong Liang PROAM Raton Racing by Target
 Raffaele Giammaria Lamborghini Huracan GT3 EVO

Nr.	In Day Time	In Time	Out Time	Pit Time	T. Pit Time	Handicap	Penalty
1	14:58:42.694	14:58:42.694	14:59:06.261	23.567	23.567		
2	15:08:45.100	15:08:45.100	15:11:12.041	2:26.941	2:50.508		
3	15:23:09.066	15:23:09.066	15:25:07.815	1:58.749	4:49.257		
4	15:29:51.723	15:29:51.723	15:31:35.339	1:43.616	6:32.873		
5	15:45:47.467	15:45:47.467	15:47:16.204	1:28.737	8:01.610		

20 Valentin Pierburg PROAM SPS Automotive Performance
 Tom Onslow-Cole Mercedes AMG GT3

Nr.	In Day Time	In Time	Out Time	Pit Time	T. Pit Time	Handicap	Penalty
1	15:07:56.202	15:07:56.202	15:11:39.284	3:43.082	3:43.082		

25 Alexander Hrachowina AM HTP Motorsport
 Martin Konrad Mercedes AMG GT3

Nr.	In Day Time	In Time	Out Time	Pit Time	T. Pit Time	Handicap	Penalty
1	14:58:11.379	14:58:11.379	14:59:51.950	1:40.571	1:40.571		
2	15:11:35.492	15:11:35.492	15:13:57.511	2:22.019	4:02.590		

3 15:31:27.422 15:31:27.422 15:36:36.038 5:08.616 9:11.206
26 Eliseo Martínez PRO Lazarus Racing

Fabio Onidi Lamborghini Huracan GT3

Nr.	In Day Time	In Time	Out Time	Pit Time	T. Pit Time	Handicap	Penalty
1	15:02:42.666	15:02:42.666	15:09:25.610	6:42.944	6:42.944		
2	15:23:49.452	15:23:49.452	15:25:54.983	2:05.531	8:48.475		
3	15:45:18.090	15:45:18.090	15:45:45.588	27.498	9:15.973		

27 Nicola De Marco PRO Lazarus Racing
 Nicolas Pohler Lamborghini Huracan GT3 EVO

Nr.	In Day Time	In Time	Out Time	Pit Time	T. Pit Time	Handicap	Penalty
1	15:05:36.306	15:05:36.306	15:07:34.702	1:58.396	1:58.396		
2	15:19:30.690	15:19:30.690	15:21:30.092	1:59.402	3:57.798		

34 Adrian Amstutz PROAM Imperiale Racing
 Patrick Kujala Lamborghini Huracan GT3

Nr.	In Day Time	In Time	Out Time	Pit Time	T. Pit Time	Handicap	Penalty
1	15:09:54.815	15:09:54.815	15:11:32.063	1:37.248	1:37.248		
2	15:23:10.064	15:23:10.064	15:25:22.641	2:12.577	3:49.825		

59 Martin Kodrić PRO Teo Martin Motorsport
 Henrique Chaves McLaren 720 s

Nr.	In Day Time	In Time	Out Time	Pit Time	T. Pit Time	Handicap	Penalty
1	15:00:11.609	15:00:11.609	15:00:36.057	24.448	24.448		
2	15:12:20.053	15:12:20.053	15:18:19.357	5:59.304	6:23.752		
3	15:25:24.153	15:25:24.153	15:27:07.106	1:42.953	8:06.705		
4	15:41:31.774	15:41:31.774	15:43:57.662	2:25.888	10:32.593		

63 Albert Costa PRO Emil Frey Racing
 Giacomo Altoè Lamborghini Huracan GT3 EVO

Nr.	In Day Time	In Time	Out Time	Pit Time	T. Pit Time	Handicap	Penalty
1	14:57:44.545	14:57:44.545	14:58:26.443	41.898	41.898		
2	15:26:33.368	15:26:33.368	15:34:28.665	7:55.297	8:37.195		

66 Kang Ling PROAM Vincenzo Sospiri Racing
 Frederik Schandorff Lamborghini Huracan GT3 EVO

Nr.	In Day Time	In Time	Out Time	Pit Time	T. Pit Time	Handicap	Penalty
1	15:15:44.646	15:15:44.646	15:17:56.067	2:11.421	2:11.421		
2	15:29:43.866	15:29:43.866	15:34:31.369	4:47.503	6:58.924		

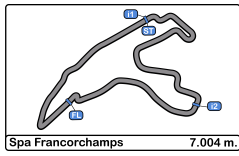
75 Kenny Habul PROAM Rowe Racing / SunEnergy1 Racing
 Thomas Jäger Mercedes AMG GT3

Nr.	In Day Time	In Time	Out Time	Pit Time	T. Pit Time	Handicap	Penalty
1	15:06:14.006	15:06:14.006	15:07:24.106	1:10.100	1:10.100		
2	15:09:45.331	15:09:45.331	15:11:34.975	1:49.644	2:59.744		
3	15:23:46.359	15:23:46.359	15:27:40.463	3:54.104	6:53.848		

90 Alberto Di Folco PROAM Raton Racing by Target
 Christoph Lenz Lamborghini Huracan GT3 EVO

Nr.	In Day Time	In Time	Out Time	Pit Time	T. Pit Time	Handicap	Penalty
1	14:58:22.476	14:58:22.476	14:58:46.631	24.155	24.155		
2	15:18:43.282	15:18:43.282	15:21:41.134	2:57.852	3:22.007		
3	15:35:55.362	15:35:55.362	15:37:15.801	1:20.439	4:42.446		





Spa Francorchamps
International GT Open
Free Practice - 2
Pit Stop Analysis



93

Christopher Froggatt PROAM Spirit of Race / Tempesta Racing

Edward Cheever III Ferrari 488 GT3

Nr.	In Day Time	In Time	Out Time	Pit Time	T. Pit Time	Handicap	Penalty
1	15:09:38.393	15:09:38.393	15:23:13.509	13:35.116	13:35.116		

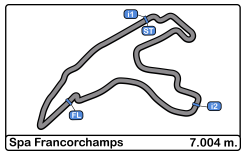
99

António Coimbra AM Sports and You

Luis Silva Mercedes AMG GT3

Nr.	In Day Time	In Time	Out Time	Pit Time	T. Pit Time	Handicap	Penalty
1	15:11:59.477	15:11:59.477	15:17:06.245	5:06.768	5:06.768		
2	15:29:35.337	15:29:35.337	15:31:17.780	1:42.443	6:49.211		
3	15:41:03.930	15:41:03.930	15:42:47.191	1:43.261	8:32.472		

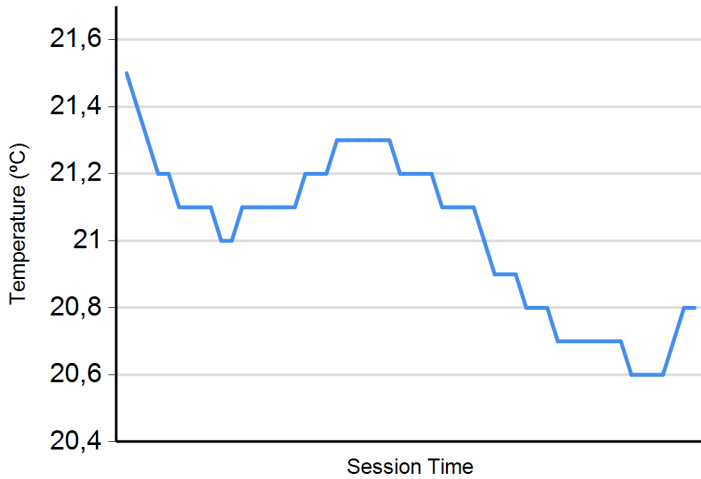




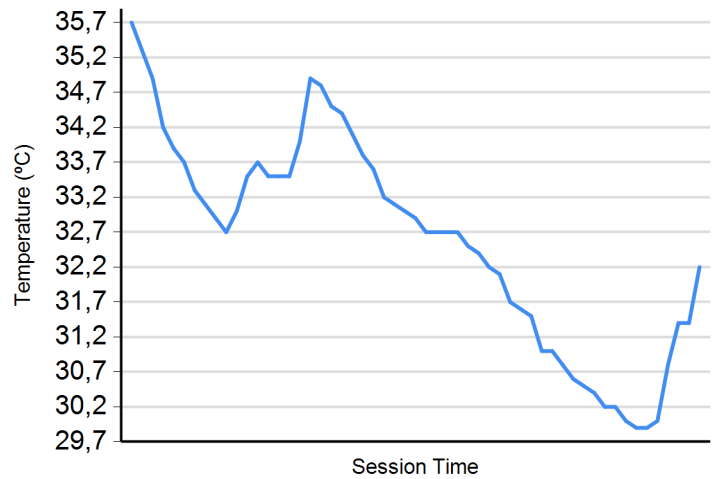
Spa Francorchamps
International GT Open
Free Practice - 2
Weather Report



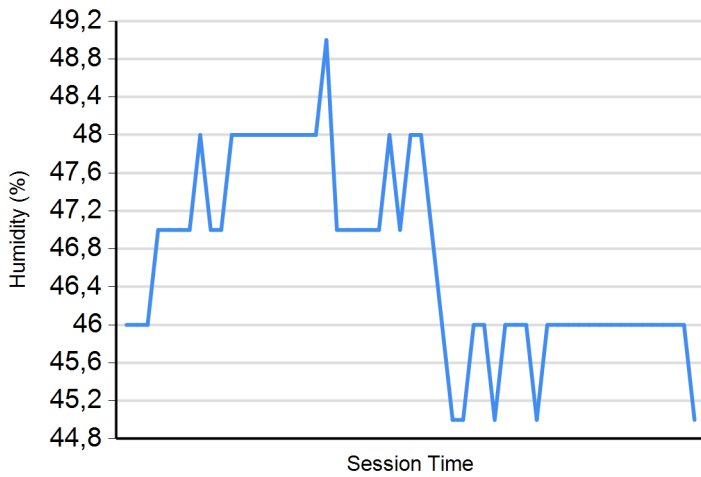
Air Temperature



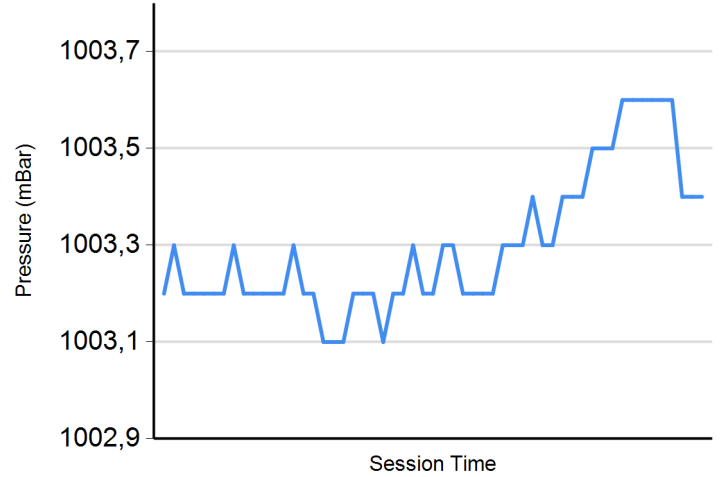
Track Temperature



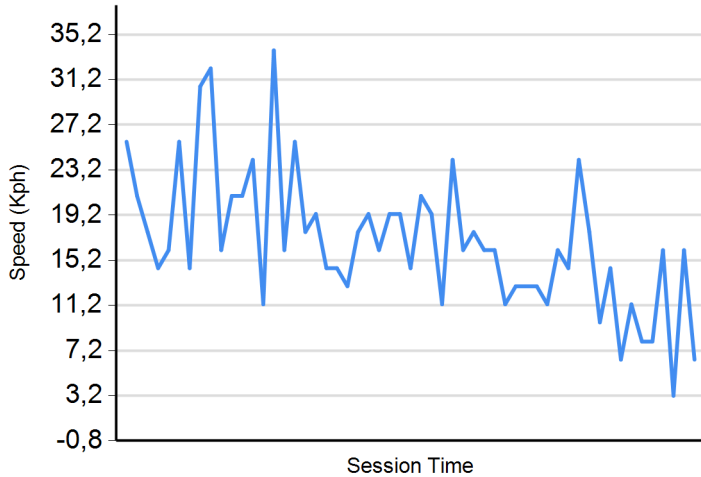
Humidity



Pressure

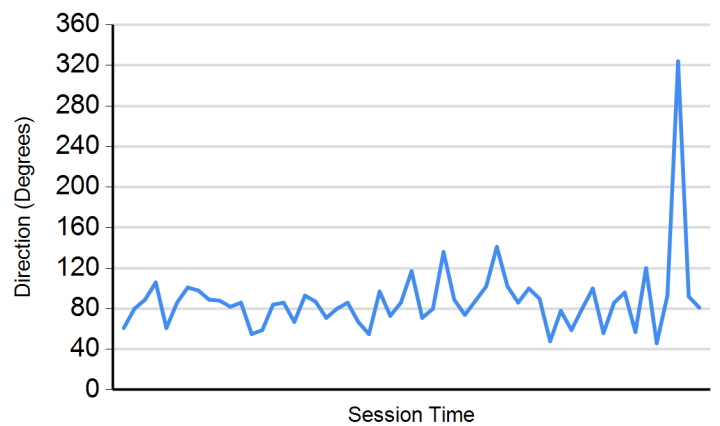


Wind Speed



Wind direction

North = 0°/360° Est = 90° South = 180° West = 270°



Spa Francorchamps
International GT Open
Free Practice 1 - 2
Results

CAR 9 TIME 2:23.596 DELETED TRACK LIMITS AT T 3
CAR 11 TIME 2:26.995 DELETED TRACK LIMITS AT T17
CAR 99 TIME 2:30.786 DELETED TRACK LIMITS AT T17
CAR 20 TIME 2:19.221 DELETED TRACK LIMITS AT T1B
CAR 9 TIME 2:21.219 DELETED TRACK LIMITS AT T3
CAR 17 TIME 2:21.492 DELETED TRACK LIMITS AT T 17
CAR 27 TIME 2:21.725 DELETED TRACK LIMITS AT T 17
CAR 19 TIME 2:25.003 DELETED TRACK LIMITS AT T1B
CAR 26 TIME 2:23.494 DELETED TRACK LIMITS AT T3 AND 17
CAR 90 TIME 2:20.654 DELETED TRACK LIMITS AT T17
CAR 11 TIME 2:23.693 DELETED TRACK LIMITS AT T3
CAR 27 TIME 2:23.693 DELETED TRACK LIMITS AT T3
CAR 27 TIME 2:22.600 DELETED TRACK LIMITS AT T3

Published at:.....

Stewards:	Race Director:	Timekeeper: 
------------------	-----------------------	---

