

Spa Francorchamps
International GT Open
Race - 1
Provisional Results



Cls	Nº	Entrant/Team	Nat	Driver 1	Nat	Status	Driver 2	Nat	Status	Vehicle	Cat	Cl	Laps	Total Time	Gap	Interval	Km/h	Best	Time	Km/h
1	14	Emil Frey Racing	CHE	Norbert Siedler	AUT		Mikaël Grenier	CAN		Lamborghini Huracan GT3	PRO	1	29	1:14:00.299			164.6	15	2:18.341	182.2
2	10	SPS Automotive Performance	DEU	Miguel Ramos	PRT		Fabrizio Crestani	ITA		Mercedes AMG GT3	PRO	2	29	1:14:05.844	5.545	5.545	164.4	6	2:18.909	181.5
3	59	Teo Martín Motorsport	ESP	Martin Kodrić	HRV		Henrique Chaves	PRT		McLaren 720 s	PRO	3	29	1:14:06.693	6.394	0.849	164.4	17	2:18.294	182.3
4	63	Emil Frey Racing	CHE	Albert Costa	ESP		Giacomo Altoè	ITA		Lamborghini Huracan GT3	PRO	4	29	1:14:07.777	7.478	1.084	164.4	17	2:17.915	182.8
5	34	Imperiale Racing	ITA	Adrian Amstutz	CHE		Patrick Kujala	FIN		Lamborghini Huracan GT3	PROAM	1	29	1:14:11.187	10.888	3.410	164.2	10	2:18.695	181.7
6	75	Rowe Racing / SunEnergy1	DEU	Kenny Habul	AUS		Thomas Jäger	DEU		Mercedes AMG GT3	PROAM	2	29	1:14:59.848	59.549	48.661	162.4	17	2:18.614	181.9
7	27	Lazarus Racing	ITA	Nicola De Marco	ITA		Nicolas Pohler	DEU		Lamborghini Huracan GT3	PRO	5	29	1:15:00.549	1:00.250	0.701	162.4	7	2:20.056	180.0
8	66	Vincenzo Sospiri Racing	ITA	Kang Ling	CHN		Frederik Schandorff	DNK		Lamborghini Huracan GT3	PROAM	3	29	1:15:01.712	1:01.413	1.163	162.4	8	2:18.789	181.6
9	20	SPS Automotive Performance	DEU	Valentin Pierburg	DEU		Tom Onslow-Cole	GB		Mercedes AMG GT3	PROAM	4	29	1:15:02.644	1:02.345	0.932	162.3	14	2:18.383	182.2
10	93	Spirit of Race / Tempesta Racing	GB	Christopher Froggatt	GB		Edward Cheever III	ITA		Ferrari 488 GT3	PROAM	5	29	1:15:06.273	1:05.974	3.629	162.2	7	2:18.582	181.9
11	26	Lazarus Racing	ITA	Eliseo Martínez	ESP		Fabio Onidi	ITA		Lamborghini Huracan GT3	PRO	6	29	1:15:18.128	1:17.829	11.855	161.8	7	2:21.208	178.5
12	90	Raton Racing by Target	ITA	Alberto Di Folco	ITA		Christoph Lenz	CHE		Lamborghini Huracan GT3	PROAM	6	29	1:15:19.030	1:18.731	0.902	161.8	6	2:18.896	181.5
13	6	Antonelli MotorSport	ITA	Daniel Zampieri	ITA		Michael Meadows	GB		Mercedes AMG GT3	PRO	7	29	1:15:20.950	1:20.651	1.920	161.7	18	2:20.083	179.9
14	16	Teo Martín Motorsport	ESP	Marcelo Hahn	BRA		Ben Barnicoat	GB		McLaren 720 s	PROAM	7	29	1:15:23.448	1:23.149	2.498	161.6	15	2:18.046	182.6
15	9	Antonelli MotorSport	ITA	Davide Roda	ITA					Mercedes AMG GT3	AM	1	29	1:15:52.166	1:51.867	28.718	160.6	16	2:21.531	178.1
16	8	Antonelli MotorSport	ITA	Giuseppe Cipriani	ITA					Mercedes AMG GT3	AM	2	29	1:16:58.651	2:58.352	1:06.485	158.3	18	2:22.355	177.1
17	99	Sports and You	PRT	António Coimbra	PRT		Luis Silva	PRT		Mercedes AMG GT3	AM	3	28	1:14:13.828	1 Lap	1 Lap	158.5	15	2:22.056	177.4
18	11	GetSpeed Performance	DEU	Janine Hill	GB		John Shoffner	USA		Mercedes AMG GT3	AM	4	28	1:14:15.389	1 Lap	1.561	158.4	7	2:22.860	176.4
19	12	Ombra Racing	ITA	Federico Leo	ITA		Najiy Razak	MY		Lamborghini Huracan GT3	PRO	8	27	1:07:59.897	2 Laps	1 Lap	166.8	11	2:21.159	178.6
20	19	Raton Racing by Target	ITA	Jiatong Liang	CHN		Raffaele Giammaria	ITA		Lamborghini Huracan GT3	PROAM	8	27	1:08:30.039	2 Laps	30.142	165.6	18	2:19.184	181.1
Not classified: (Requirements: 75% of number laps of leader = 22 Laps)																				
	25	HTP Motorsport	DEU	Alexander Hrachowina	AUT		Martin Konrad	AUT		Mercedes AMG GT3	AM	5	11	38:02.379	18 Laps	16 Laps	121.5	9	2:20.299	179.7
	17	Teo Martín Motorsport	ESP	Fran Rueda	ESP		Andrés Saravia	GT		McLaren 720 s	PRO	9	1	5:02.140	28 Laps	10 Laps	83.4	1	5:02.140	83.4

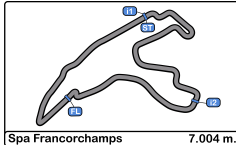
Fastest lap Costa - Altoè in 2:17.915 at 182.8 Km/h in lap 17

Published at:.....

Track Temp: 19.4 °C Air Temp: 13.5 °C Humidity: 69 % Track Status: WET

Stewards:	Race Director:	Timekeeper:
-----------	----------------	-------------





Spa Francorchamps
International GT Open
Race - 1
Provisional Results by Class



Cls	Nº	Entrant/Team	Nat	Driver 1	Nat	Status	Driver 2	Nat	Status	Vehicle	Cat	Cl	Laps	Total Time	Gap	Interval	Km/h	Best	Time	Km/h
PRO																				
1	14	Emil Frey Racing	CH	Norbert Siedler	FR	AUT	Mikaël Grenier	CA	CAN	Lamborghini Huracan GT3	PRO	1	29	1:14:00.299			164.6	15	2:18.341	182.2
2	10	SPS Automotive Performance	DE	Miguel Ramos	ES	PRT	Fabrizio Crestani	IT	ITA	Mercedes AMG GT3	PRO	2	29	1:14:05.844	5.545	5.545	164.4	6	2:18.909	181.5
3	59	Teo Martín Motorsport	ES	Martin Kodrić	ES	HRV	Henrique Chaves	PT	PRT	McLaren 720 s	PRO	3	29	1:14:06.693	6.394	0.849	164.4	17	2:18.294	182.3
4	63	Emil Frey Racing	CH	Albert Costa	ES	ITA	Giacomo Altoè	IT	ITA	Lamborghini Huracan GT3	PRO	4	29	1:14:07.777	7.478	1.084	164.4	17	2:17.915	182.8
5	27	Lazarus Racing	IT	Nicola De Marco	IT	ITA	Nicolas Pohler	DE	DEU	Lamborghini Huracan GT3	PRO	5	29	1:15:00.549	1:00.250	52.772	162.4	7	2:20.056	180.0
6	26	Lazarus Racing	IT	Eliseo Martínez	ES	ITA	Fabio Onidi	IT	ITA	Lamborghini Huracan GT3	PRO	6	29	1:15:18.128	1:17.829	17.579	161.8	7	2:21.208	178.5
7	6	Antonelli MotorSport	IT	Daniel Zampieri	IT	ITA	Michael Meadows	GB	GB	Mercedes AMG GT3	PRO	7	29	1:15:20.950	1:20.651	2.822	161.7	18	2:20.083	179.9
8	12	Ombra Racing	IT	Federico Leo	IT	ITA	Naiiy Razak	MY	MY	Lamborghini Huracan GT3	PRO	8	27	1:07:59.897	2 Laps	2 Laps	166.8	11	2:21.159	178.6
Not classified: (Requirements: 75% of number laps of leader = 22 Laps)																				
17	Teo Martín Motorsport	ES	Fran Rueda	ES			Andrés Saravia	GT		McLaren 720 s	PRO	9	1	5:02.140	28 Laps	26 Laps	83.4	1	5:02.140	83.4

PROAM																				
1	34	Imperiale Racing	IT	Adrian Amstutz	CH	CH	Patrick Kujala	FI	FIN	Lamborghini Huracan GT3	PROAM	1	29	1:14:11.187			164.2	10	2:18.695	181.7
2	75	Rowe Racing / SunEnergy1	DE	Kenny Habul	AU	AUS	Thomas Jäger	DE	DEU	Mercedes AMG GT3	PROAM	2	29	1:14:59.848	59.549	48.661	162.4	17	2:18.614	181.9
3	66	Vincenzo Sospiri Racing	IT	Kang Ling	CH	CH	Frederik Schandorff	DK	DNK	Lamborghini Huracan GT3	PROAM	3	29	1:15:01.712	1:01.413	1.864	162.4	8	2:18.789	181.6
4	20	SPS Automotive Performance	DE	Valentin Pierburg	DE	DEU	Tom Onslow-Cole	GB	GB	Mercedes AMG GT3	PROAM	4	29	1:15:02.644	1:02.345	0.932	162.3	14	2:18.383	182.2
5	93	Spirit of Race / Tempesta Racing	GB	Christopher Froggatt	GB	GB	Edward Cheever III	IT	ITA	Ferrari 488 GT3	PROAM	5	29	1:15:06.273	1:05.974	3.629	162.2	7	2:18.582	181.9
6	90	Raton Racing by Target	IT	Alberto Di Folco	IT	ITA	Christoph Lenz	CH	CHE	Lamborghini Huracan GT3	PROAM	6	29	1:15:19.030	1:18.731	12.757	161.8	6	2:18.896	181.5
7	16	Teo Martín Motorsport	ES	Marcelo Hahn	BR	BRA	Ben Barnicoat	GB	GB	McLaren 720 s	PROAM	7	29	1:15:23.448	1:23.149	4.418	161.6	15	2:18.046	182.6
8	19	Raton Racing by Target	IT	Jiatong Liang	CH	CH	Raffaele Giammaria	IT	ITA	Lamborghini Huracan GT3	PROAM	8	27	1:08:30.039	2 Laps	2 Laps	165.6	18	2:19.184	181.1

AM																				
1	9	Antonelli MotorSport	IT	Davide Roda	IT	ITA				Mercedes AMG GT3	AM	1	29	1:15:52.166			160.6	16	2:21.531	178.1
2	8	Antonelli MotorSport	IT	Giuseppe Cipriani	IT	ITA				Mercedes AMG GT3	AM	2	29	1:16:58.651	2:58.352	1:06.485	158.3	18	2:22.355	177.1
3	99	Sports and You	PT	António Coimbra	PT	PRT	Luis Silva	PT	PRT	Mercedes AMG GT3	AM	3	28	1:14:13.828	1 Lap	1 Lap	158.5	15	2:22.056	177.4
4	11	GetSpeed Performance	DE	Janine Hill	GB	GB	John Shoffner	USA	USA	Mercedes AMG GT3	AM	4	28	1:14:15.389	1 Lap	1.561	158.4	7	2:22.860	176.4
Not classified: (Requirements: 75% of number laps of leader = 22 Laps)																				
25	HTP Motorsport	DE	Alexander Hrachowina	AUT			Martin Konrad	AUT		Mercedes AMG GT3	AM	5	11	38:02.379	18 Laps	17 Laps	121.5	9	2:20.299	179.7

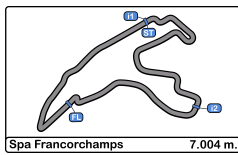
Fastest lap Costa - Altoè in 2:17.915 at 182.8 Km/h in lap 17

Published at:.....

Track Temp: 19.4 °C Air Temp: 13.5 °C Humidity: 69 % Track Status: WET

Stewards:	Race Director:	Timekeeper:
-----------	----------------	-------------





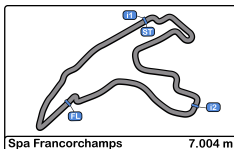
Spa Francorchamps
International GT Open
Race - 1



Provisional Classification by Driver Fastest Lap

Cl	Nº	Entrant/Team	Nat	Vehicle	Driver	Nat	Status	Cat	Cl	Laps	Best	Time	Gap	Interval	Km/h
1	63	Emil Frey Racing		Lamborghini Huracan GT	Albert Costa		PRO	PRO	1	16	4	2:17.915			182.8
2	16	Teo Martín Motorsport		McLaren 720 s	Ben Barnicoat		PROAM	PROAM	1	18	4	2:18.046	0.131	0.131	182.6
3	59	Teo Martín Motorsport		McLaren 720 s	Henrique Chaves		PRO	PRO	2	17	5	2:18.294	0.379	0.248	182.3
4	14	Emil Frey Racing		Lamborghini Huracan GT	Norbert Siedler		PRO	PRO	3	17	3	2:18.341	0.426	0.047	182.2
5	20	SPS Automotive Performance		Mercedes AMG GT3	Tom Onslow-Cole		PROAM	PROAM	2	18	3	2:18.383	0.468	0.042	182.2
6	63	Emil Frey Racing		Lamborghini Huracan GT	Giacomo Altoè		PRO	PRO	4	13	7	2:18.491	0.576	0.108	182.0
7	93	Spirit of Race / Tempesta Raci		Ferrari 488 GT3	Edward Cheever III		PROAM	PROAM	3	17	7	2:18.582	0.667	0.091	181.9
8	14	Emil Frey Racing		Lamborghini Huracan GT	Mikaël Grenier		PRO	PRO	5	12	7	2:18.604	0.689	0.022	181.9
9	75	Rowe Racing / SunEnergy1 R		Mercedes AMG GT3	Thomas Jäger		PROAM	PROAM	4	17	5	2:18.614	0.699	0.010	181.9
10	34	Imperiale Racing		Lamborghini Huracan GT	Patrick Kujala		PROAM	PROAM	5	17	10	2:18.695	0.780	0.081	181.7
11	66	Vincenzo Sospiri Racing		Lamborghini Huracan GT	Frederik Schandorff		PROAM	PROAM	6	15	8	2:18.789	0.874	0.094	181.6
12	90	Raton Racing by Target		Lamborghini Huracan GT	Alberto Di Folco		PROAM	PROAM	7	17	6	2:18.896	0.981	0.107	181.5
13	10	SPS Automotive Performance		Mercedes AMG GT3	Fabrizio Crestani		PRO	PRO	6	13	6	2:18.909	0.994	0.013	181.5
14	19	Raton Racing by Target		Lamborghini Huracan GT	Raffaele Giammaria		PROAM	PROAM	8	16	7	2:19.184	1.269	0.275	181.1
15	66	Vincenzo Sospiri Racing		Lamborghini Huracan GT	Kang Ling		PROAM	PROAM	9	14	7	2:19.253	1.338	0.069	181.0
16	59	Teo Martín Motorsport		McLaren 720 s	Martin Kodrić		PRO	PRO	7	12	8	2:19.607	1.692	0.354	180.6
17	10	SPS Automotive Performance		Mercedes AMG GT3	Miguel Ramos		PRO	PRO	8	16	4	2:19.969	2.054	0.362	180.1
18	27	Lazarus Racing		Lamborghini Huracan GT	Nicolas Pohler		PRO	PRO	9	15	7	2:20.056	2.141	0.087	180.0
19	6	Antonelli MotorSport		Mercedes AMG GT3	Michael Meadows		PRO	PRO	10	15	4	2:20.083	2.168	0.027	179.9
20	25	HTP Motorsport		Mercedes AMG GT3	Alexander Hrachowin		AM	AM	1	11	9	2:20.299	2.384	0.216	179.7
21	27	Lazarus Racing		Lamborghini Huracan GT	Nicola De Marco		PRO	PRO	11	14	8	2:20.547	2.632	0.248	179.4
22	75	Rowe Racing / SunEnergy1 R		Mercedes AMG GT3	Kenny Habul		PROAM	PROAM	10	12	10	2:20.616	2.701	0.069	179.3
23	6	Antonelli MotorSport		Mercedes AMG GT3	Daniel Zampieri		PRO	PRO	12	14	7	2:20.774	2.859	0.158	179.1
24	12	Ombra Racing		Lamborghini Huracan GT	Najjy Razak		PRO	PRO	13	14	11	2:21.159	3.244	0.385	178.6
25	26	Lazarus Racing		Lamborghini Huracan GT	Fabio Onidi		PRO	PRO	14	12	7	2:21.208	3.293	0.049	178.5
26	26	Lazarus Racing		Lamborghini Huracan GT	Eliseo Martínez		PRO	PRO	15	17	12	2:21.229	3.314	0.021	178.5
27	12	Ombra Racing		Lamborghini Huracan GT	Federico Leo		PRO	PRO	16	13	3	2:21.342	3.427	0.113	178.3
28	9	Antonelli MotorSport		Mercedes AMG GT3	Davide Roda		AM	AM	2	29	16	2:21.531	3.616	0.189	178.1
29	93	Spirit of Race / Tempesta Raci		Ferrari 488 GT3	Christopher Froggatt		PROAM	PROAM	11	12	3	2:21.650	3.735	0.119	178.0
30	34	Imperiale Racing		Lamborghini Huracan GT	Adrian Amstutz		PROAM	PROAM	12	12	8	2:21.724	3.809	0.074	177.9
31	99	Sports and You		Mercedes AMG GT3	António Coimbra		AM	AM	3	16	15	2:22.056	4.141	0.332	177.4
32	20	SPS Automotive Performance		Mercedes AMG GT3	Valentin Pierburg		PROAM	PROAM	13	11	10	2:22.345	4.430	0.289	177.1
33	8	Antonelli MotorSport		Mercedes AMG GT3	Giuseppe Cipriani		AM	AM	4	29	18	2:22.355	4.440	0.010	177.1
34	11	GetSpeed Performance		Mercedes AMG GT3	Janine Hill		AM	AM	5	14	7	2:22.860	4.945	0.505	176.4
35	11	GetSpeed Performance		Mercedes AMG GT3	John Shoffner		AM	AM	6	14	5	2:23.000	5.085	0.140	176.3
36	16	Teo Martín Motorsport		McLaren 720 s	Marcelo Hahn		PROAM	PROAM	14	11	10	2:23.118	5.203	0.118	176.1
37	19	Raton Racing by Target		Lamborghini Huracan GT	Jiatong Liang		PROAM	PROAM	15	11	10	2:25.174	7.259	2.056	173.6
38	99	Sports and You		Mercedes AMG GT3	Luis Silva		AM	AM	7	12	4	2:25.713	7.798	0.539	173.0
39	90	Raton Racing by Target		Lamborghini Huracan GT	Christoph Lenz		PROAM	PROAM	16	12	8	2:26.479	8.564	0.766	172.1
40	17	Teo Martín Motorsport		McLaren 720 s	Fran Rueda		PRO	PRO	17	1	1	5:02.140	2:44.22	2:35.661	83.4



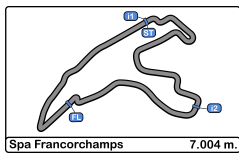


Spa Francorchamps
International GT Open
Race - 1
Distance and Speed Average



Cls	Nº	Entrant/Team	Nat	Driver 1	Nat	Status	Driver 2	Nat	Status	Vehicle	Cat	Cls	Laps	Distance	Total Time	Km/h
1	14	Emil Frey Racing		Norbert Siedler			<u>Mikaël Grenier</u>			Lamborghini Huracan GT3	PRO	1	29	203.11	1:14:00.299	164.6
2	10	SPS Automotive Performance		Miguel Ramos			<u>Fabrizio Crestani</u>			Mercedes AMG GT3	PRO	2	29	203.11	1:14:05.844	164.4
3	59	Teo Martín Motorsport		<u>Martin Kodrić</u>			Henrique Chaves			McLaren 720 s	PRO	3	29	203.11	1:14:06.693	164.4
4	63	Emil Frey Racing		Albert Costa			<u>Giacomo Altoè</u>			Lamborghini Huracan GT3	PRO	4	29	203.11	1:14:07.777	164.4
5	34	Imperiale Racing		Adrian Amstutz			<u>Patrick Kujala</u>			Lamborghini Huracan GT3	PROAM	1	29	203.11	1:14:11.187	164.2
6	75	Rowe Racing / SunEnergy1 R		<u>Kenny Habul</u>			Thomas Jäger			Mercedes AMG GT3	PROAM	2	29	203.11	1:14:59.848	162.4
7	27	Lazarus Racing		Nicola De Marco			<u>Nicolas Pohler</u>			Lamborghini Huracan GT3	PRO	5	29	203.11	1:15:00.549	162.4
8	66	Vincenzo Sospiri Racing		Kang Ling			<u>Frederik Schandorff</u>			Lamborghini Huracan GT3	PROAM	3	29	203.11	1:15:01.712	162.4
9	20	SPS Automotive Performance		<u>Valentin Pierburg</u>			Tom Onslow-Cole			Mercedes AMG GT3	PROAM	4	29	203.11	1:15:02.644	162.3
10	93	Spirit of Race / Tempesta Raci		Christopher Froggatt			<u>Edward Cheever III</u>			Ferrari 488 GT3	PROAM	5	29	203.11	1:15:06.273	162.2
11	26	Lazarus Racing		Eliseo Martínez			<u>Fabio Onidi</u>			Lamborghini Huracan GT3	PRO	6	29	203.11	1:15:18.128	161.8
12	90	Raton Racing by Target		<u>Alberto Di Folco</u>			Christoph Lenz			Lamborghini Huracan GT3	PROAM	6	29	203.11	1:15:19.030	161.8
13	6	Antonelli MotorSport		<u>Daniel Zampieri</u>			Michael Meadows			Mercedes AMG GT3	PRO	7	29	203.11	1:15:20.950	161.7
14	16	Teo Martín Motorsport		<u>Marcelo Hahn</u>			Ben Barnicoat			McLaren 720 s	PROAM	7	29	203.11	1:15:23.448	161.6
15	9	Antonelli MotorSport		Davide Roda			-	-		Mercedes AMG GT3	AM	1	29	203.11	1:15:52.166	160.6
16	8	Antonelli MotorSport		Giuseppe Cipriani			-	-		Mercedes AMG GT3	AM	2	29	203.11	1:16:58.651	158.3
17	99	Sports and You		<u>António Coimbra</u>			Luis Silva			Mercedes AMG GT3	AM	3	28	196.11	1:14:13.828	158.5
18	11	GetSpeed Performance		<u>Janine Hill</u>			John Shoffner			Mercedes AMG GT3	AM	4	28	196.11	1:14:15.389	158.4
19	12	Ombra Racing		Federico Leo			<u>Najiy Razak</u>			Lamborghini Huracan GT3	PRO	8	27	189.10	1:07:59.897	166.8
20	19	Raton Racing by Target		<u>Jiatong Liang</u>			Raffaele Giammaria			Lamborghini Huracan GT3	PROAM	8	27	189.10	1:08:30.039	165.6
Not classified: (Requirements: 75% of number laps of leader = 22 Laps)																
	25	HTP Motorsport		<u>Alexander Hrachowina</u>			Martin Konrad			Mercedes AMG GT3	AM	5	11	77.04	38:02.379	121.5
	17	Teo Martín Motorsport		<u>Fran Rueda</u>			Andrés Saravia			McLaren 720 s	PRO	9	1	07.00	5:02.140	83.4



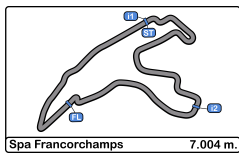


Spa Francorchamps
International GT Open
Race - 1
Lap Analysis



6							8								
1 Daniel Zampieri Mercedes AMG GT3							1 Giuseppe Cipriani Mercedes AMG GT3								
PRO 2 Michael Meadows Antonelli MotorSport							AM 2 Antonelli MotorSport								
Lap	D	Time	Sector 1	Sector 2	Sector 3	T. Spd	Elapsed	Lap	D	Time	Sector 1	Sector 2	Sector 3	T. Spd	Elapsed
1	1	4:00.246	1:20.940	1:40.050	59.256	63.1	4:00.246	1	1	4:09.101	1:29.110	1:39.564	1:00.427	69.8	4:09.101
2	1	2:31.228	43.331	1:06.546	41.351	247.1	6:31.474	2	1	2:37.262	45.958	1:09.810	41.494	238.4	6:46.363
3	1	2:24.893	41.711	1:05.419	37.763	252.3	8:56.367	3	1	2:31.004	42.857	1:07.846	40.301	252.3	9:17.367
4	1	2:22.628	40.725	1:04.748	37.155	254.7	11:18.995	4	1	2:28.871	41.926	1:07.020	39.925	254.7	11:46.238
5	1	2:21.366	40.163	1:04.207	36.996	257.1	13:40.361	5	1	2:24.041	41.056	1:05.538	37.447	253.5	14:10.279
6	1	2:20.916	39.947	1:04.297	36.672	257.1	16:01.277	6	1	2:23.529	40.760	1:05.704	37.065	253.5	16:33.808
7	1	2:20.774	39.686	1:04.137	36.951	257.1	18:22.051	7	1	2:24.165	40.490	1:06.819	36.856	255.3	18:57.973
8	1	2:21.255	39.657	1:04.506	37.092	258.3	20:43.306	8	1	2:30.553	40.479	1:05.072	45.002	254.1	21:28.526
9	1	2:20.870	39.781	1:04.376	36.713	257.7	23:04.176	9	1	2:22.636	40.705	1:04.847	37.084	255.3	23:51.162
10	1	2:21.480	39.796	1:04.742	36.942	257.7	25:25.656	10	1	2:24.956	40.633	1:07.061	37.262	252.9	26:16.118
11	1	2:21.002	39.683	1:04.477	36.842	256.5	27:46.658	11	1	2:22.471	40.333	1:05.076	37.062	253.5	28:38.589
12	1	2:21.278	39.887	1:04.759	36.632	258.9	30:07.936	12	1	2:23.387	40.445	1:05.871	37.071	254.1	31:01.976
13	1	2:21.288	39.743	1:04.762	36.783	256.5	32:29.224	13	1	2:23.048	40.352	1:05.634	37.062	255.9	33:25.024
14	1	2:28.525 P	40.193	1:04.642	43.690	257.1	34:57.749	14	1	2:24.449	40.571	1:05.694	38.184	254.1	35:49.473
15	2	3:27.957	1:45.837	1:04.941	37.179	252.3	38:25.706	15	2	2:30.201 P	40.313	1:05.570	44.318	256.5	38:19.674
16	2	3:00.290	39.586	1:43.913	36.791	257.1	41:25.996	16	2	3:34.140	1:50.439	1:06.559	37.142	251.1	41:53.814
17	2	2:20.727	39.499	1:04.469	36.759	256.5	43:46.723	17	2	2:23.921	40.520	1:06.110	37.291	253.5	44:17.735
18	2	2:20.083	39.434	1:03.963	36.686	261.5	46:06.806	18	2	2:22.355	40.212	1:05.362	36.781	255.9	46:40.090
19	2	2:20.420	39.437	1:04.365	36.618	258.3	48:27.226	19	2	2:22.955	40.536	1:05.446	36.973	254.1	49:03.045
20	2	2:21.087	39.301	1:04.716	37.070	258.9	50:48.313	20	2	2:22.974	40.314	1:05.177	37.483	255.3	51:26.019
21	2	2:21.575	39.610	1:04.386	37.579	257.7	53:09.888	21	2	2:23.025	40.511	1:05.488	37.026	258.3	53:49.044
22	2	2:21.734	39.878	1:04.757	37.099	257.1	55:31.622	22	2	2:25.819	40.198	1:07.726	37.895	258.9	56:14.863
23	2	2:21.697	39.703	1:04.837	37.157	257.7	57:53.319	23	2	2:22.869	40.453	1:05.493	36.923	256.5	58:37.732
24	2	2:21.443	39.699	1:04.800	36.944	257.1	1:00:14.762	24	2	2:22.654	40.402	1:05.335	36.917	254.1	1:01:00.386
25	2	2:22.437	39.732	1:04.918	37.787	258.3	1:02:37.199	25	2	2:23.013	40.455	1:05.366	37.192	255.3	1:03:23.399
26	2	2:21.943	39.662	1:04.906	37.375	257.1	1:04:59.142	26	2	2:27.264	40.301	1:05.944	41.019	255.3	1:05:50.663
27	2	2:37.095	39.854	1:10.951	46.290	257.7	1:07:36.237	27	2	2:43.767	41.662	1:17.161	44.944	252.9	1:08:34.430
28	2	3:03.086	45.066	1:27.863	50.157	190.1	1:10:39.323	28	2	3:38.770	57.533	1:38.782	1:02.455	170.6	1:12:13.200
29	2	4:41.627	1:02.416	2:14.016	1:25.195	129.8	1:15:20.950	29	2	4:45.451	1:08.848	2:18.280	1:18.323	84.6	1:16:58.651



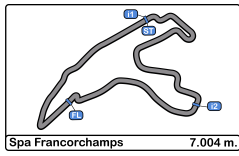


Spa Francorchamps
International GT Open
Race - 1
Lap Analysis



9							10								
1 Davide Roda Mercedes AMG GT3 AM							1 Miguel Ramos Mercedes AMG GT3 PRO								
2 Antonelli MotorSport							2 Fabrizio Crestani SPS Automotive Performance								
Lap	D	Time	Sector 1	Sector 2	Sector 3	T. Spd	Elapsed	Lap	D	Time	Sector 1	Sector 2	Sector 3	T. Spd	Elapsed
1		4:05.752	1:24.581	1:40.622	1:00.549	61.1	4:05.752	1	2	3:53.615	1:11.880	1:41.632	1:00.103	84.0	3:53.615
2		2:36.131	45.964	1:10.210	39.957	228.3	6:41.883	2	2	2:25.130	42.934	1:04.217	37.979	250.0	6:18.745
3		2:28.768	42.349	1:07.448	38.971	242.6	9:10.651	3	2	2:21.429	40.663	1:03.619	37.147	254.7	8:40.174
4		2:25.343	41.331	1:06.128	37.884	252.3	11:35.994	4	2	2:19.564	39.767	1:03.325	36.472	257.1	10:59.738
5		2:23.683	40.424	1:05.615	37.644	254.1	13:59.677	5	2	2:19.229	39.440	1:03.286	36.503	257.7	13:18.967
6		2:23.673	40.127	1:06.011	37.535	257.1	16:23.350	6	2	2:18.909	39.445	1:03.199	36.265	258.9	15:37.876
7		2:22.688	39.996	1:05.547	37.145	257.7	18:46.038	7	2	2:18.940	39.384	1:03.285	36.271	258.3	17:56.816
8		2:30.144	39.816	1:06.471	43.857	247.7	21:16.182	8	2	2:18.915	39.331	1:03.247	36.337	258.3	20:15.731
9		2:22.444	40.139	1:04.998	37.307	254.7	23:38.626	9	2	2:18.926	39.327	1:03.300	36.299	257.7	22:34.657
10		2:21.835	40.021	1:04.825	36.989	255.3	26:00.461	10	2	2:19.235	39.445	1:03.341	36.449	258.3	24:53.892
11		2:22.502	40.188	1:04.943	37.371	253.5	28:22.963	11	2	2:19.159	39.369	1:03.503	36.287	257.7	27:13.051
12		2:29.711 P	40.484	1:05.447	43.780	254.7	30:52.674	12	2	2:19.488	39.442	1:03.736	36.310	257.7	29:32.539
13		3:35.808	1:50.836	1:06.371	38.601	252.9	34:28.482	13	2	2:25.641 P	39.440	1:03.735	42.466	257.7	31:58.180
14		2:22.286	40.012	1:05.261	37.013	255.3	36:50.768	14	1	3:28.150	1:46.550	1:04.697	36.903	253.5	35:26.330
15		2:22.018	40.026	1:04.836	37.156	255.3	39:12.786	15	1	2:21.253	40.229	1:04.510	36.514	254.7	37:47.583
16		2:21.531	39.839	1:04.850	36.842	257.1	41:34.317	16	1	2:20.508	39.874	1:04.068	36.566	256.5	40:08.091
17		2:24.643	40.309	1:07.224	37.110	256.5	43:58.960	17	1	2:19.969	39.869	1:03.726	36.374	257.1	42:28.060
18		2:22.611	40.221	1:04.944	37.446	255.9	46:21.571	18	1	2:20.746	40.288	1:03.979	36.479	257.7	44:48.806
19		2:22.322	39.988	1:05.341	36.993	257.7	48:43.893	19	1	2:20.357	39.755	1:04.154	36.448	257.7	47:09.163
20		2:21.889	39.984	1:04.844	37.061	254.7	51:05.782	20	1	2:20.446	39.642	1:04.319	36.485	258.9	49:29.609
21		2:22.304	39.925	1:05.271	37.108	258.3	53:28.086	21	1	2:21.594	39.615	1:04.932	37.047	259.6	51:51.203
22		2:22.495	40.083	1:05.240	37.172	256.5	55:50.581	22	1	2:22.103	39.430	1:06.168	36.505	261.5	54:13.306
23		2:25.447	39.842	1:06.572	39.033	257.7	58:16.028	23	1	2:21.801	40.352	1:04.841	36.608	260.8	56:35.107
24		2:22.367	39.838	1:05.241	37.288	257.7	1:00:38.395	24	1	2:20.167	39.487	1:04.273	36.407	260.2	58:55.274
25		2:22.959	39.952	1:05.692	37.315	257.1	1:03:01.354	25	1	2:21.423	39.451	1:05.518	36.454	260.2	1:01:16.697
26		2:22.737	39.946	1:05.296	37.495	257.1	1:05:24.091	26	1	2:22.075	40.770	1:04.676	36.629	258.9	1:03:38.772
27		2:37.171	39.697	1:14.098	43.376	258.3	1:08:01.262	27	1	2:28.047	40.458	1:04.765	42.824	257.7	1:06:06.819
28		3:14.191	44.583	1:32.363	57.245	184.9	1:11:15.453	28	1	2:40.426	41.652	1:14.791	43.983	253.5	1:08:47.245
29		4:36.713	1:05.368	2:13.180	1:18.165	137.7	1:15:52.166	29	1	5:18.599	1:18.068	2:11.294	1:49.237	91.9	1:14:05.844





Spa Francorchamps
International GT Open
Race - 1
Lap Analysis



11

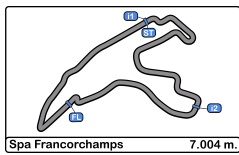
1 Janine Hill Mercedes AMG GT3
 AM 2 John Shoffner GetSpeed Performance

12

1 Federico Leo Lamborghini Huracan GT3 EVO
 PRO 2 Najiy Razak Ombra Racing

Lap	D	Time	Sector 1	Sector 2	Sector 3	T. Spd	Elapsed	Lap	D	Time	Sector 1	Sector 2	Sector 3	T. Spd	Elapsed
1	1	4:06.855	1:28.287	1:39.449	59.119	74.2	4:06.855	1	2	4:03.708	1:23.408	1:41.002	59.298	58.4	4:03.708
2	1	2:33.327	44.256	1:10.054	39.017	240.5	6:40.182	2	2	2:34.895	45.503	1:09.742	39.650	240.0	6:38.603
3	1	2:27.984	42.237	1:07.303	38.444	254.7	9:08.166	3	2	2:27.127	42.335	1:06.626	38.166	252.9	9:05.730
4	1	2:25.783	41.410	1:06.755	37.618	254.7	11:33.949	4	2	2:24.512	41.781	1:05.565	37.166	252.9	11:30.242
5	1	2:24.517	40.633	1:06.588	37.296	257.1	13:58.466	5	2	2:22.132	40.697	1:04.536	36.899	256.5	13:52.374
6	1	2:24.129	40.259	1:06.643	37.227	255.9	16:22.595	6	2	2:23.337	40.214	1:05.808	37.315	257.1	16:15.711
7	1	2:22.860	40.123	1:05.536	37.201	256.5	18:45.455	7	2	2:21.832	40.239	1:04.584	37.009	257.1	18:37.543
8	1	2:23.494	40.274	1:06.142	37.078	257.1	21:08.949	8	2	2:21.707	40.251	1:04.680	36.776	257.1	20:59.250
9	1	2:23.169	40.271	1:05.926	36.972	255.9	23:32.118	9	2	2:21.435	39.877	1:04.897	36.661	258.3	23:20.685
10	1	2:23.083	40.189	1:05.830	37.064	257.1	25:55.201	10	2	2:21.553	40.021	1:04.639	36.893	257.7	25:42.238
11	1	2:23.235	40.271	1:05.925	37.039	255.3	28:18.436	11	2	2:21.159	39.782	1:04.644	36.733	257.7	28:03.397
12	1	2:23.762	40.279	1:06.316	37.167	254.7	30:42.198	12	2	2:21.651	39.788	1:05.125	36.738	258.3	30:25.048
13	1	2:23.870	40.416	1:06.134	37.320	254.1	33:06.068	13	2	2:29.826	40.044	1:07.083	42.699	257.7	32:54.874
14	1	2:32.245 P	40.434	1:06.988	44.823	256.5	35:38.313	14	2	2:30.024 P	40.516	1:05.391	44.117	255.9	35:24.898
15	2	3:48.391	2:05.202	1:06.118	37.071	252.3	39:26.704	15	1	3:45.065	2:01.315	1:06.702	37.048	252.3	39:09.963
16	2	2:39.717	40.147	1:05.621	53.949	255.9	42:06.421	16	1	2:21.509	39.837	1:04.915	36.757	258.9	41:31.472
17	2	2:23.696	40.743	1:05.979	36.974	257.1	44:30.117	17	1	2:21.342	40.139	1:04.309	36.894	257.1	43:52.814
18	2	2:23.458	40.141	1:06.023	37.294	257.1	46:53.575	18	1	2:21.952	40.164	1:04.759	37.029	257.1	46:14.766
19	2	2:23.000	40.224	1:05.770	37.006	256.5	49:16.575	19	1	2:21.510	39.850	1:04.480	37.180	258.9	48:36.276
20	2	2:23.932	40.161	1:06.630	37.141	255.9	51:40.507	20	1	2:22.554	40.141	1:05.249	37.164	257.1	50:58.830
21	2	2:24.667	40.746	1:06.592	37.329	255.3	54:05.174	21	1	2:22.058	40.152	1:04.917	36.989	256.5	53:20.888
22	2	2:24.779	40.829	1:06.390	37.560	253.5	56:29.953	22	1	2:21.995	39.934	1:05.152	36.909	258.3	55:42.883
23	2	2:23.795	40.089	1:06.027	37.679	257.1	58:53.748	23	1	2:22.099	39.992	1:05.075	37.032	257.7	58:04.982
24	2	2:26.274	40.642	1:08.062	37.570	258.3	1:01:20.022	24	1	2:21.746	39.946	1:04.831	36.969	258.9	1:00:26.728
25	2	2:26.282	40.383	1:08.340	37.559	256.5	1:03:46.304	25	1	2:22.972	40.021	1:05.488	37.463	257.7	1:02:49.700
26	2	2:32.395	40.066	1:07.716	44.613	257.7	1:06:18.699	26	1	2:22.137	39.958	1:04.990	37.189	258.3	1:05:11.837
27	2	2:53.710	40.768	1:20.301	52.641	223.6	1:09:12.409	27	1	2:48.060 P	40.884	1:13.747	53.429	251.1	1:07:59.897
28	2	5:02.980	59.535	2:11.353	1:52.092	95.7	1:14:15.389								





Spa Francorchamps
International GT Open
Race - 1
Lap Analysis



14

1 Norbert Siedler
 Lamborghini Huracan GT3 EVO
 Emil Frey Racing

16

1 Marcelo Hahn
 McLaren 720 s
 Teo Martín Motorsport

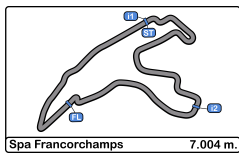
Lap	D	Time	Sector 1	Sector 2	Sector 3	T. Spd	Elapsed	Lap	D	Time	Sector 1	Sector 2	Sector 3	T. Spd	Elapsed
1	2	3:54.296	1:12.984	1:41.530	59.782	85.5	3:54.296	1	1	4:09.898	1:31.347	1:39.180	59.371	75.4	4:09.898
2	2	2:27.808	42.987	1:05.735	39.086	252.3	6:22.104	2	1	2:35.949	45.960	1:09.511	40.478	235.2	6:45.847
3	2	2:21.657	40.446	1:03.971	37.240	257.7	8:43.761	3	1	2:31.333	42.567	1:07.520	41.246	251.1	9:17.180
4	2	2:19.649	39.591	1:03.690	36.368	260.2	11:03.410	4	1	2:29.303	42.253	1:07.151	39.899	247.1	11:46.483
5	2	2:19.255	39.177	1:03.636	36.442	262.1	13:22.665	5	1	2:30.292	42.621	1:07.986	39.685	252.3	14:16.775
6	2	2:19.065	39.326	1:03.608	36.131	261.5	15:41.730	6	1	2:29.761	41.306	1:08.261	40.194	234.2	16:46.536
7	2	2:18.604	39.213	1:03.451	35.940	260.8	18:00.334	7	1	2:25.007	40.875	1:06.280	37.852	245.4	19:11.543
8	2	2:18.630	39.023	1:03.438	36.169	262.1	20:18.964	8	1	2:24.401	41.031	1:05.697	37.673	255.9	21:35.944
9	2	2:18.871	39.201	1:03.561	36.109	260.8	22:37.835	9	1	2:23.350	40.620	1:05.725	37.005	257.7	23:59.294
10	2	2:18.900	39.212	1:03.517	36.171	261.5	24:56.735	10	1	2:23.118	40.347	1:05.562	37.209	257.7	26:22.412
11	2	2:18.999	39.211	1:03.576	36.212	261.5	27:15.734	11	1	2:30.712 P	40.465	1:05.791	44.456	257.1	28:53.124
12	2	2:25.289 P	39.081	1:03.830	42.378	260.8	29:41.023	12	2	3:49.215	2:09.099	1:03.907	36.209	257.7	32:42.339
13	1	3:40.404	1:59.696	1:04.155	36.553	253.5	33:21.427	13	2	2:18.236	39.358	1:02.812	36.066	260.8	35:00.575
14	1	2:18.968	39.666	1:03.205	36.097	258.3	35:40.395	14	2	2:18.350	39.216	1:03.060	36.074	261.5	37:18.925
15	1	2:18.341	39.317	1:02.922	36.102	260.2	37:58.736	15	2	2:18.046	39.028	1:03.135	35.883	262.1	39:36.971
16	1	2:18.697	39.319	1:03.291	36.087	261.5	40:17.433	16	2	2:18.787	39.074	1:03.469	36.244	262.7	41:55.758
17	1	2:18.797	39.411	1:03.393	35.993	260.2	42:36.230	17	2	2:19.370	39.042	1:04.044	36.284	264.7	44:15.128
18	1	2:19.642	39.412	1:03.921	36.309	262.1	44:55.872	18	2	2:18.614	39.191	1:03.371	36.052	263.4	46:33.742
19	1	2:19.078	39.465	1:03.390	36.223	260.2	47:14.950	19	2	2:19.365	39.057	1:03.654	36.654	264.0	48:53.107
20	1	2:19.162	39.435	1:03.643	36.084	261.5	49:34.112	20	2	2:18.871	39.042	1:03.589	36.240	264.0	51:11.978
21	1	2:18.925	39.401	1:03.326	36.198	262.1	51:53.037	21	2	2:19.282	38.902	1:03.917	36.463	264.7	53:31.260
22	1	2:20.669	39.255	1:05.042	36.372	264.0	54:13.706	22	2	2:19.923	39.351	1:04.181	36.391	264.0	55:51.183
23	1	2:19.841	39.583	1:03.926	36.332	261.5	56:33.547	23	2	2:21.835	39.486	1:06.014	36.335	262.7	58:13.018
24	1	2:20.071	39.354	1:04.043	36.674	262.7	58:53.618	24	2	2:19.413	39.444	1:03.718	36.251	262.7	1:00:32.431
25	1	2:19.557	39.491	1:03.868	36.198	260.8	1:01:13.175	25	2	2:19.719	39.362	1:04.030	36.327	263.4	1:02:52.150
26	1	2:19.805	39.262	1:04.276	36.267	262.7	1:03:32.980	26	2	2:20.044	39.296	1:04.184	36.564	263.4	1:05:12.194
27	1	2:22.755	39.332	1:03.863	39.560	262.1	1:05:55.735	27	2	2:31.808	40.207	1:09.800	41.801	261.5	1:07:44.002
28	1	2:40.829	41.101	1:15.942	43.786	255.9	1:08:36.564	28	2	2:57.008	41.991	1:25.444	49.573	201.8	1:10:41.010
29	1	5:23.735	1:23.762	2:08.723	1:51.250	111.5	1:14:00.299	29	2	4:42.438	1:01.484	2:14.236	1:26.718	118.6	1:15:23.448

17

1 Fran Rueda
 McLaren 720 s
 Teo Martín Motorsport

Lap	D	Time	Sector 1	Sector 2	Sector 3	T. Spd	Elapsed
1	1	5:02.140 P	1:24.685	2:04.258	1:33.197	56.9	5:02.140





Spa Francorchamps
International GT Open
Race - 1
Lap Analysis



19

1 Jiatong Liang
Lamborghini Huracan GT3 EVO
PROAM 2 Raffaele Giammaria
Raton Racing by Target

20

1 Valentin Pierburg
Mercedes AMG GT3
PROAM 2 Tom Onslow-Cole
SPS Automotive Performance

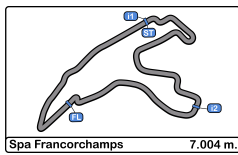
Lap	D	Time	Sector 1	Sector 2	Sector 3	T. Spd	Elapsed	Lap	D	Time	Sector 1	Sector 2	Sector 3	T. Spd	Elapsed
1	1	4:09.158	1:30.231	1:39.176	59.751	80.8	4:09.158	1	1	4:06.391	1:27.534	1:39.361	59.496	76.3	4:06.391
2	1	2:35.320	43.908	1:09.595	41.817	235.8	6:44.478	2	1	2:32.557	44.405	1:08.498	39.654	251.1	6:38.948
3	1	2:31.670	42.131	1:08.939	40.600	254.7	9:16.148	3	1	2:28.001	42.117	1:07.082	38.802	255.9	9:06.949
4	1	2:30.400	41.774	1:08.080	40.546	253.5	11:46.548	4	1	2:25.562	41.082	1:06.386	38.094	262.1	11:32.511
5	1	2:29.913	42.457	1:07.833	39.623	255.3	14:16.461	5	1	2:23.794	40.676	1:05.628	37.490	257.1	13:56.305
6	1	2:29.833	41.662	1:07.900	40.271	250.5	16:46.294	6	1	2:23.620	40.189	1:05.854	37.577	258.3	16:19.925
7	1	2:28.182	41.228	1:07.827	39.127	237.8	19:14.476	7	1	2:22.818	40.008	1:05.669	37.141	258.3	18:42.743
8	1	2:25.988	40.819	1:06.379	38.790	255.9	21:40.464	8	1	2:23.358	40.204	1:05.694	37.460	258.9	21:06.101
9	1	2:26.695	40.738	1:07.332	38.625	255.3	24:07.159	9	1	2:22.788	40.344	1:05.329	37.115	257.1	23:28.889
10	1	2:25.174	40.676	1:06.261	38.237	254.7	26:32.333	10	1	2:22.345	40.161	1:05.089	37.095	256.5	25:51.234
11	1	2:33.896 P	40.761	1:06.340	46.795	254.1	29:06.229	11	1	2:28.528 P	40.119	1:05.095	43.314	256.5	28:19.762
12	2	3:42.078	1:59.781	1:05.443	36.854	256.5	32:48.307	12	2	3:26.282	1:45.088	1:04.840	36.354	252.9	31:46.044
13	2	2:19.876	39.556	1:04.065	36.255	259.6	35:08.183	13	2	2:19.468	39.229	1:03.470	36.769	258.3	34:05.512
14	2	2:19.545	39.554	1:03.747	36.244	258.9	37:27.728	14	2	2:18.383	39.127	1:03.395	35.861	259.6	36:23.895
15	2	2:19.366	39.495	1:03.826	36.045	260.2	39:47.094	15	2	2:18.960	39.153	1:03.605	36.202	260.2	38:42.855
16	2	2:19.518	39.290	1:04.020	36.208	260.8	42:06.612	16	2	2:19.003	39.036	1:03.629	36.338	260.2	41:01.858
17	2	2:19.380	39.348	1:03.865	36.167	260.2	44:25.992	17	2	2:21.930	39.346	1:05.850	36.734	255.9	43:23.788
18	2	2:19.184	39.270	1:03.788	36.126	261.5	46:45.176	18	2	2:19.219	39.313	1:03.801	36.105	260.2	45:43.007
19	2	2:20.073	39.252	1:04.295	36.526	262.7	49:05.249	19	2	2:18.981	39.164	1:03.551	36.266	260.8	48:01.988
20	2	2:20.552	39.387	1:04.325	36.840	263.4	51:25.801	20	2	2:19.093	39.077	1:03.636	36.380	261.5	50:21.081
21	2	2:20.434	39.554	1:04.083	36.797	262.7	53:46.235	21	2	2:18.935	39.060	1:03.737	36.138	261.5	52:40.016
22	2	2:23.710	41.905	1:05.028	36.777	250.5	56:09.945	22	2	2:19.624	39.192	1:04.104	36.328	262.1	54:59.640
23	2	2:21.505	40.476	1:04.641	36.388	255.3	58:31.450	23	2	2:19.232	39.183	1:03.674	36.375	260.2	57:18.872
24	2	2:20.891	39.815	1:04.675	36.401	258.9	1:00:52.341	24	2	2:19.297	39.084	1:03.976	36.237	259.6	59:38.169
25	2	2:20.387	39.790	1:04.122	36.475	260.2	1:03:12.728	25	2	2:19.774	39.167	1:04.112	36.495	260.8	1:01:57.943
26	2	2:20.527	39.506	1:04.240	36.781	260.2	1:05:33.255	26	2	2:19.879	39.101	1:04.323	36.455	261.5	1:04:17.822
27	2	2:56.784 P	39.461	1:13.998	1:03.325	260.8	1:08:30.039	27	2	2:27.802	39.038	1:05.666	43.098	260.8	1:06:45.624
								28	2	3:12.556	40.838	1:21.895	1:09.823	222.2	1:09:58.180
								29	2	5:04.464	1:17.614	2:25.380	1:21.470	101.6	1:15:02.644

25

1 Alexander Hrachowina
Mercedes AMG GT3
AM 2 Martin Konrad
HTP Motorsport

Lap	D	Time	Sector 1	Sector 2	Sector 3	T. Spd	Elapsed
1	1	4:10.949	1:32.967	1:39.188	58.794	71.0	4:10.949
2	1	2:43.720	47.349	1:14.058	42.313	228.8	6:54.669
3	1	2:38.853	44.581	1:12.704	41.568	247.1	9:33.522
4	1	2:55.751 P	44.254	1:13.662	57.835	246.5	12:29.273
5	1	4:27.538	2:28.465	1:16.019	43.054	220.4	16:56.811
6	1	2:44.595	45.142	1:16.312	43.141	240.0	19:41.406
7	1	2:51.681 P	44.785	1:15.316	51.580	243.7	22:33.087
8	1	8:17.956	6:34.926	1:05.980	37.050	249.4	30:51.043
9	1	2:20.299	39.850	1:04.076	36.373	256.5	33:11.342
10	1	2:20.769	39.529	1:03.667	37.573	258.3	35:32.111
11	1	2:30.268 P	40.656	1:04.759	44.853	254.7	38:02.379





Spa Francorchamps
International GT Open
Race - 1
Lap Analysis



26

1 Eliseo Martinez

Lamborghini Huracan GT3

27

1 Nicola De Marco

Lamborghini Huracan GT3 EVO

PRO

2 Fabio Onidi

Lazarus Racing

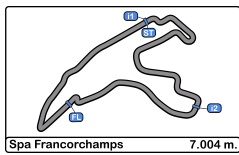
PRO

2 Nicolas Pohler

Lazarus Racing

Lap	D	Time	Sector 1	Sector 2	Sector 3	T. Spd	Elapsed	Lap	D	Time	Sector 1	Sector 2	Sector 3	T. Spd	Elapsed
1	2	4:01.415	1:23.094	1:39.771	58.550	63.4	4:01.415	1	2	4:00.732	1:22.311	1:39.991	58.430	59.0	4:00.732
2	2	2:31.405	44.364	1:06.795	40.246	251.1	6:32.820	2	2	2:28.892	43.535	1:06.342	39.015	252.3	6:29.624
3	2	2:25.684	41.897	1:05.625	38.162	257.1	8:58.504	3	2	2:23.734	41.182	1:05.105	37.447	257.7	8:53.358
4	2	2:22.998	40.913	1:04.824	37.261	260.2	11:21.502	4	2	2:21.360	40.261	1:04.288	36.811	261.5	11:14.718
5	2	2:22.045	40.297	1:04.837	36.911	260.8	13:43.547	5	2	2:21.106	39.722	1:04.468	36.916	263.4	13:35.824
6	2	2:21.251	40.072	1:04.599	36.580	263.4	16:04.798	6	2	2:20.635	39.606	1:04.266	36.763	263.4	15:56.459
7	2	2:21.208	39.965	1:04.602	36.641	258.9	18:26.006	7	2	2:20.056	39.705	1:03.860	36.491	261.5	18:16.515
8	2	2:21.468	39.924	1:04.826	36.718	259.6	20:47.474	8	2	2:21.239	39.821	1:04.443	36.975	259.6	20:37.754
9	2	2:21.787	39.873	1:05.041	36.873	260.2	23:09.261	9	2	2:20.818	39.755	1:04.380	36.683	260.2	22:58.572
10	2	2:21.323	40.044	1:04.567	36.712	260.2	25:30.584	10	2	2:20.199	39.631	1:03.895	36.673	260.2	25:18.771
11	2	2:22.064	40.100	1:04.858	37.106	260.2	27:52.648	11	2	2:21.000	39.729	1:04.528	36.743	260.2	27:39.771
12	2	2:28.181 P	40.157	1:04.990	43.034	260.2	30:20.829	12	2	2:21.207	39.955	1:04.661	36.591	258.9	30:00.978
13	1	3:32.733	1:47.713	1:07.408	37.612	256.5	33:53.562	13	2	2:20.773	40.026	1:03.812	36.935	258.3	32:21.751
14	1	2:23.889	41.069	1:05.510	37.310	259.6	36:17.451	14	2	2:20.525	39.746	1:04.284	36.495	260.2	34:42.276
15	1	2:22.155	40.105	1:05.075	36.975	260.8	38:39.606	15	2	2:26.739 P	39.586	1:04.393	42.760	260.8	37:09.015
16	1	2:21.657	39.930	1:04.654	37.073	259.6	41:01.263	16	1	3:26.521	1:44.578	1:05.067	36.876	256.5	40:35.536
17	1	2:22.340	39.942	1:05.481	36.917	262.7	43:23.603	17	1	2:21.185	39.941	1:04.305	36.939	258.9	42:56.721
18	1	2:22.339	40.490	1:04.943	36.906	262.1	45:45.942	18	1	2:21.238	39.972	1:04.583	36.683	260.2	45:17.959
19	1	2:22.091	39.900	1:04.918	37.273	262.1	48:08.033	19	1	2:21.064	39.920	1:04.617	36.527	259.6	47:39.023
20	1	2:21.491	40.044	1:04.689	36.758	262.1	50:29.524	20	1	2:21.313	39.915	1:04.778	36.620	260.8	50:00.336
21	1	2:21.712	39.901	1:04.835	36.976	261.5	52:51.236	21	1	2:21.749	39.665	1:05.250	36.834	262.7	52:22.085
22	1	2:21.929	39.954	1:05.323	36.652	261.5	55:13.165	22	1	2:21.019	39.720	1:04.702	36.597	261.5	54:43.104
23	1	2:21.640	39.852	1:05.098	36.690	262.1	57:34.805	23	1	2:20.547	39.568	1:04.409	36.570	262.1	57:03.651
24	1	2:21.229	39.739	1:04.812	36.678	262.1	59:56.034	24	1	2:21.064	39.855	1:04.671	36.538	260.2	59:24.715
25	1	2:21.623	39.597	1:05.172	36.854	260.8	1:02:17.657	25	1	2:21.265	39.611	1:04.888	36.766	262.7	1:01:45.980
26	1	2:22.359	39.494	1:05.288	37.577	264.0	1:04:40.016	26	1	2:21.493	39.684	1:05.104	36.705	262.1	1:04:07.473
27	1	2:35.393	39.760	1:09.595	46.038	262.1	1:07:15.409	27	1	2:29.941	39.637	1:05.238	45.066	262.7	1:06:37.414
28	1	3:16.446	45.725	1:35.550	55.171	190.4	1:10:31.855	28	1	3:19.413	41.241	1:27.874	1:10.298	187.8	1:09:56.827
29	1	4:46.273	1:06.697	2:15.017	1:24.559	143.4	1:15:18.128	29	1	5:03.722	1:16.734	2:25.006	1:21.982	97.6	1:15:00.549





Spa Francorchamps
International GT Open
Race - 1
Lap Analysis



34

1 Adrian Amstutz

Lamborghini Huracan GT3

59

1 Martin Kodrić

McLaren 720 s

PROAM

2 Patrick Kujala

Imperiale Racing

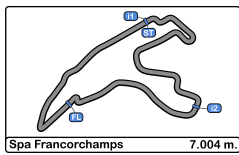
PRO

2 Henrique Chaves

Teo Martín Motorsport

Lap	D	Time	Sector 1	Sector 2	Sector 3	T. Spd	Elapsed	Lap	D	Time	Sector 1	Sector 2	Sector 3	T. Spd	Elapsed
1	2	3:55.424	1:15.425	1:41.089	58.910	89.4	3:55.424	1	1	3:59.197	1:20.811	1:39.208	59.178	62.8	3:59.197
2	2	2:27.992	43.398	1:06.010	38.584	253.5	6:23.416	2	1	2:29.598	43.481	1:06.443	39.674	241.6	6:28.795
3	2	2:21.246	40.718	1:03.510	37.018	260.2	8:44.662	3	1	2:23.750	40.961	1:05.065	37.724	259.6	8:52.545
4	2	2:19.330	39.674	1:03.366	36.290	265.3	11:03.992	4	1	2:21.591	40.016	1:04.434	37.141	260.8	11:14.136
5	2	2:18.927	39.183	1:03.513	36.231	266.0	13:22.919	5	1	2:20.674	39.550	1:03.911	37.213	263.4	13:34.810
6	2	2:19.350	39.311	1:03.857	36.182	265.3	15:42.269	6	1	2:19.875	39.306	1:03.857	36.712	263.4	15:54.685
7	2	2:18.841	39.085	1:03.732	36.024	264.7	18:01.110	7	1	2:19.786	39.404	1:03.796	36.586	261.5	18:14.471
8	2	2:18.713	38.939	1:03.591	36.183	266.0	20:19.823	8	1	2:19.607	39.318	1:03.695	36.594	262.7	20:34.078
9	2	2:18.841	39.075	1:03.706	36.060	264.0	22:38.664	9	1	2:25.539	39.420	1:09.653	36.466	262.1	22:59.617
10	2	2:18.695	38.998	1:03.664	36.033	266.0	24:57.359	10	1	2:20.359	39.613	1:04.113	36.633	261.5	25:19.976
11	2	2:19.023	39.155	1:03.840	36.028	266.0	27:16.382	11	1	2:20.484	39.365	1:04.343	36.776	262.7	27:40.460
12	2	2:19.639	39.153	1:04.041	36.445	265.3	29:36.021	12	1	2:27.373 P	39.580	1:05.028	42.765	260.8	30:07.833
13	2	2:18.881	39.150	1:03.705	36.026	262.7	31:54.902	13	2	3:25.975	1:46.155	1:03.569	36.251	255.3	33:33.808
14	2	2:19.378	39.219	1:04.057	36.102	262.7	34:14.280	14	2	2:18.926	39.443	1:03.381	36.102	259.6	35:52.734
15	2	2:19.293	39.284	1:03.754	36.255	263.4	36:33.573	15	2	2:19.947	39.235	1:03.596	37.116	263.4	38:12.681
16	2	2:19.351	39.315	1:03.877	36.159	264.0	38:52.924	16	2	2:18.861	39.531	1:03.261	36.069	261.5	40:31.542
17	2	2:25.796 P	39.248	1:04.018	42.530	263.4	41:18.720	17	2	2:18.294	39.105	1:03.123	36.066	262.1	42:49.836
18	1	3:26.040	1:44.499	1:04.528	37.013	254.7	44:44.760	18	2	2:19.262	39.219	1:03.670	36.373	263.4	45:09.098
19	1	2:21.886	40.116	1:04.678	37.092	260.2	47:06.646	19	2	2:20.048	39.232	1:04.467	36.349	264.7	47:29.146
20	1	2:22.242	40.444	1:04.656	37.142	260.8	49:28.888	20	2	2:20.130	39.533	1:04.274	36.323	261.5	49:49.276
21	1	2:21.771	39.887	1:04.820	37.064	261.5	51:50.659	21	2	2:19.434	39.272	1:03.724	36.438	262.1	52:08.710
22	1	2:24.478	39.818	1:07.734	36.926	262.7	54:15.137	22	2	2:19.228	39.227	1:03.723	36.278	264.0	54:27.938
23	1	2:23.113	39.602	1:05.456	38.055	264.7	56:38.250	23	2	2:20.195	39.218	1:04.642	36.335	262.7	56:48.133
24	1	2:22.683	40.019	1:05.514	37.150	263.4	59:00.933	24	2	2:19.928	39.410	1:04.003	36.515	262.1	59:08.061
25	1	2:21.724	39.841	1:05.048	36.835	263.4	1:01:22.657	25	2	2:20.124	39.363	1:04.238	36.523	262.7	1:01:28.185
26	1	2:21.736	39.658	1:05.139	36.939	264.7	1:03:44.393	26	2	2:21.345	39.288	1:05.407	36.650	263.4	1:03:49.530
27	1	2:34.647	39.712	1:05.537	49.398	263.4	1:06:19.040	27	2	2:26.024	40.146	1:04.813	41.065	262.7	1:06:15.554
28	1	2:46.107	40.401	1:18.202	47.504	251.1	1:09:05.147	28	2	2:45.263	41.507	1:16.503	47.253	258.3	1:09:00.817
29	1	5:06.040	1:03.865	2:10.606	1:51.569	100.0	1:14:11.187	29	2	5:05.876	1:05.528	2:11.320	1:49.028	93.2	1:14:06.693





Spa Francorchamps
International GT Open
Race - 1
Lap Analysis



63

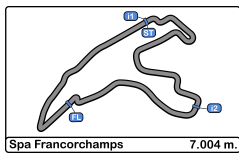
1 Albert Costa
 Lamborghini Huracan GT3 EVO
 PRO
 2 Giacomo Altoè
 Emil Frey Racing

66

1 Kang Ling
 Lamborghini Huracan GT3 EVO
 PROAM
 2 Frederik Schandorff
 Vincenzo Sospiri Racing

Lap	D	Time	Sector 1	Sector 2	Sector 3	T. Spd	Elapsed	Lap	D	Time	Sector 1	Sector 2	Sector 3	T. Spd	Elapsed
1	2	3:56.712	1:16.944	1:40.547	59.221	93.9	3:56.712	1	2	3:57.834	1:20.183	1:39.319	58.332	65.7	3:57.834
2	2	2:28.707	43.863	1:06.256	38.588	249.4	6:25.419	2	2	2:29.050	43.892	1:05.862	39.296	238.4	6:26.884
3	2	2:22.864	41.333	1:04.424	37.107	255.9	8:48.283	3	2	2:22.688	41.257	1:04.151	37.280	256.5	8:49.572
4	2	2:20.459	40.318	1:03.708	36.433	257.7	11:08.742	4	2	2:21.011	40.247	1:03.751	37.013	259.6	11:10.583
5	2	2:19.728	39.801	1:03.664	36.263	259.6	13:28.470	5	2	2:19.750	39.817	1:03.266	36.667	260.2	13:30.333
6	2	2:18.988	39.516	1:03.386	36.086	260.2	15:47.458	6	2	2:19.120	39.752	1:03.196	36.172	260.2	15:49.453
7	2	2:18.491	39.307	1:03.208	35.976	260.8	18:05.949	7	2	2:18.836	39.594	1:03.076	36.166	260.8	18:08.289
8	2	2:19.667	39.186	1:04.179	36.302	261.5	20:25.616	8	2	2:18.789	39.437	1:03.190	36.162	262.7	20:27.078
9	2	2:18.979	39.406	1:03.588	35.985	260.2	22:44.595	9	2	2:19.414	39.691	1:03.362	36.361	260.8	22:46.492
10	2	2:18.984	39.306	1:03.509	36.169	261.5	25:03.579	10	2	2:19.398	39.502	1:03.586	36.310	260.2	25:05.890
11	2	2:19.458	39.245	1:03.736	36.477	262.1	27:23.037	11	2	2:37.476 P	39.785	1:03.899	53.792	259.6	27:43.366
12	2	2:18.964	39.268	1:03.608	36.088	261.5	29:42.001	12	2	2:32.667	52.260	1:03.842	36.565	258.3	30:16.033
13	2	2:25.072 P	39.211	1:03.736	42.125	261.5	32:07.073	13	2	2:19.835	39.796	1:03.525	36.514	258.9	32:35.868
14	1	3:41.470	1:59.209	1:05.309	36.952	254.7	35:48.543	14	2	2:19.992	39.690	1:03.783	36.519	259.6	34:55.860
15	1	2:19.400	39.516	1:03.613	36.271	258.3	38:07.943	15	2	2:26.260 P	39.785	1:03.840	42.635	257.1	37:22.120
16	1	2:18.691	39.217	1:03.239	36.235	258.3	40:26.634	16	1	3:37.446	1:56.405	1:04.428	36.613	254.7	40:59.566
17	1	2:17.915	39.233	1:02.879	35.803	258.9	42:44.549	17	1	2:20.115	39.823	1:03.804	36.488	258.3	43:19.681
18	1	2:19.514	39.415	1:03.875	36.224	258.3	45:04.063	18	1	2:20.141	39.832	1:03.652	36.657	259.6	45:39.822
19	1	2:18.572	39.322	1:03.188	36.062	260.2	47:22.635	19	1	2:19.687	39.674	1:03.569	36.444	260.2	47:59.509
20	1	2:18.224	39.254	1:03.063	35.907	260.8	49:40.859	20	1	2:19.500	39.594	1:03.541	36.365	258.9	50:19.009
21	1	2:18.490	39.230	1:03.086	36.174	260.2	51:59.349	21	1	2:19.418	39.601	1:03.455	36.362	260.2	52:38.427
22	1	2:18.438	39.061	1:03.295	36.082	262.1	54:17.787	22	1	2:19.253	39.503	1:03.465	36.285	261.5	54:57.680
23	1	2:20.010	39.009	1:03.545	37.456	263.4	56:37.797	23	1	2:19.668	39.453	1:03.818	36.397	262.1	57:17.348
24	1	2:18.236	39.062	1:03.295	35.879	264.0	58:56.033	24	1	2:21.949	39.539	1:05.714	36.696	259.6	59:39.297
25	1	2:20.906	38.889	1:05.600	36.417	266.0	1:01:16.939	25	1	2:19.767	39.496	1:03.755	36.516	263.4	1:01:59.064
26	1	2:19.212	39.219	1:03.655	36.338	262.1	1:03:36.151	26	1	2:19.602	39.423	1:03.777	36.402	263.4	1:04:18.666
27	1	2:38.968	43.071	1:11.407	44.490	200.7	1:06:15.119	27	1	2:27.222	39.426	1:05.043	42.753	264.0	1:06:45.888
28	1	2:46.769	42.745	1:17.481	46.543	250.0	1:09:01.888	28	1	3:11.631	40.516	1:21.149	1:09.966	226.8	1:09:57.519
29	1	5:05.889	1:05.669	2:10.982	1:49.238	96.1	1:14:07.777	29	1	5:04.193	1:17.396	2:24.864	1:21.933	97.9	1:15:01.712





Spa Francorchamps
International GT Open
Race - 1
Lap Analysis



75

1 Kenny Habul

Mercedes AMG GT3

90

1 Alberto Di Folco

Lamborghini Huracan GT3 EVO

PROAM

2 Thomas Jäger

Rowe Racing / SunEnergy1 Racing

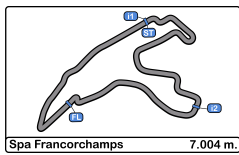
PROAM

2 Christoph Lenz

Raton Racing by Target

Lap	D	Time	Sector 1	Sector 2	Sector 3	T. Spd	Elapsed	Lap	D	Time	Sector 1	Sector 2	Sector 3	T. Spd	Elapsed
1	1	4:05.131	1:23.797	1:39.857	1:01.477	63.5	4:05.131	1	1	3:54.951	1:13.994	1:41.137	59.820	88.6	3:54.951
2	1	2:31.752	44.276	1:08.329	39.147	221.3	6:36.883	2	1	2:29.361	43.601	1:05.778	39.982	250.5	6:24.312
3	1	2:26.074	42.026	1:05.731	38.317	252.3	9:02.957	3	1	2:22.040	41.071	1:04.139	36.830	257.1	8:46.352
4	1	2:23.709	41.006	1:05.405	37.298	252.9	11:26.666	4	1	2:20.032	40.038	1:03.596	36.398	259.6	11:06.384
5	1	2:21.764	40.442	1:04.522	36.800	255.3	13:48.430	5	1	2:19.005	39.464	1:03.394	36.147	261.5	13:25.389
6	1	2:21.381	39.958	1:04.347	37.076	257.7	16:09.811	6	1	2:18.896	39.266	1:03.471	36.159	262.7	15:44.285
7	1	2:21.300	40.086	1:04.391	36.823	253.5	18:31.111	7	1	2:18.993	39.359	1:03.644	35.990	261.5	18:03.278
8	1	2:21.840	39.971	1:04.894	36.975	255.3	20:52.951	8	1	2:19.243	39.416	1:03.720	36.107	262.1	20:22.521
9	1	2:20.930	39.874	1:04.287	36.769	255.3	23:13.881	9	1	2:19.484	39.403	1:03.788	36.293	260.2	22:42.005
10	1	2:20.616	39.861	1:04.024	36.731	255.3	25:34.497	10	1	2:19.465	39.526	1:03.616	36.323	260.8	25:01.470
11	1	2:21.235	39.883	1:04.411	36.941	255.3	27:55.732	11	1	2:19.668	39.517	1:03.890	36.261	260.2	27:21.138
12	1	2:28.948 P	40.186	1:05.449	43.313	255.9	30:24.680	12	1	2:19.523	39.512	1:03.684	36.327	259.6	29:40.661
13	2	3:29.096	1:46.389	1:05.407	37.300	247.7	33:53.776	13	1	2:19.638	39.389	1:03.813	36.436	259.6	32:00.299
14	2	2:19.605	39.853	1:03.378	36.374	254.7	36:13.381	14	1	2:20.178	39.686	1:04.221	36.271	259.6	34:20.477
15	2	2:18.934	39.425	1:03.333	36.176	256.5	38:32.315	15	1	2:19.980	39.479	1:04.182	36.319	260.2	36:40.457
16	2	2:18.811	39.385	1:03.436	35.990	255.9	40:51.126	16	1	2:20.248	39.707	1:04.120	36.421	259.6	39:00.705
17	2	2:18.614	39.300	1:03.202	36.112	255.9	43:09.740	17	1	2:27.593 P	39.543	1:04.770	43.280	260.2	41:28.298
18	2	2:19.154	39.347	1:03.582	36.225	257.1	45:28.894	18	2	3:33.346	1:47.289	1:07.375	38.682	248.8	45:01.644
19	2	2:19.427	39.415	1:03.779	36.233	257.1	47:48.321	19	2	2:26.799	41.947	1:06.667	38.185	250.5	47:28.443
20	2	2:18.761	39.174	1:03.406	36.181	257.1	50:07.082	20	2	2:28.122	42.852	1:06.788	38.482	252.9	49:56.565
21	2	2:18.884	39.225	1:03.528	36.131	258.3	52:25.966	21	2	2:28.137	42.059	1:07.451	38.627	251.7	52:24.702
22	2	2:20.541	40.317	1:03.949	36.275	253.5	54:46.507	22	2	2:27.484	41.708	1:07.196	38.580	246.0	54:52.186
23	2	2:19.115	39.210	1:03.700	36.205	259.6	57:05.622	23	2	2:27.190	41.723	1:06.296	39.171	253.5	57:19.376
24	2	2:19.582	39.515	1:03.765	36.302	258.9	59:25.204	24	2	2:27.104	41.979	1:06.470	38.655	253.5	59:46.480
25	2	2:21.128	39.702	1:04.610	36.816	259.6	1:01:46.332	25	2	2:26.479	41.744	1:06.190	38.545	252.9	1:02:12.959
26	2	2:21.711	39.688	1:05.306	36.717	258.3	1:04:08.043	26	2	2:27.814	41.810	1:06.769	39.235	251.7	1:04:40.773
27	2	2:28.552	39.467	1:05.567	43.518	261.5	1:06:36.595	27	2	2:37.035	41.688	1:09.354	45.993	254.1	1:07:17.808
28	2	3:19.248	41.541	1:27.778	1:09.929	199.2	1:09:55.843	28	2	3:14.802	46.439	1:32.981	55.382	179.7	1:10:32.610
29	2	5:04.005	1:16.786	2:25.013	1:22.206	98.7	1:14:59.848	29	2	4:46.420	1:07.320	2:14.774	1:24.326	138.6	1:15:19.030





Spa Francorchamps
International GT Open
Race - 1
Lap Analysis



93

1 Christopher Froggatt

Ferrari 488 GT3

99

1 António Coimbra

Mercedes AMG GT3

PROAM

2 Edward Cheever III

Spirit of Race / Tempesta Racing

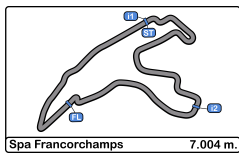
AM

2 Luis Silva

Sports and You

Lap	D	Time	Sector 1	Sector 2	Sector 3	T. Spd	Elapsed	Lap	D	Time	Sector 1	Sector 2	Sector 3	T. Spd	Elapsed
1	2	3:57.591	1:19.393	1:39.132	59.066	67.0	3:57.591	1	1	4:06.279	1:26.425	1:39.964	59.890	63.8	4:06.279
2	2	2:30.365	44.803	1:06.252	39.310	250.0	6:27.956	2	1	2:34.070	44.415	1:09.970	39.685	237.3	6:40.349
3	2	2:23.837	41.641	1:04.516	37.680	257.1	8:51.793	3	1	2:33.092	42.894	1:07.275	42.923	249.4	9:13.441
4	2	2:21.008	40.419	1:03.989	36.600	260.2	11:12.801	4	1	2:24.439	41.201	1:05.896	37.342	253.5	11:37.880
5	2	2:19.412	39.612	1:03.369	36.431	262.7	13:32.213	5	1	2:23.182	40.590	1:05.210	37.382	256.5	14:01.062
6	2	2:19.342	39.503	1:03.553	36.286	263.4	15:51.555	6	1	2:23.215	40.713	1:05.060	37.442	256.5	16:24.277
7	2	2:18.582	39.368	1:03.141	36.073	262.1	18:10.137	7	1	2:22.697	40.474	1:04.947	37.276	257.1	18:46.974
8	2	2:19.143	39.307	1:03.519	36.317	262.1	20:29.280	8	1	2:23.003	40.252	1:05.458	37.293	258.9	21:09.977
9	2	2:19.472	39.440	1:03.746	36.286	262.1	22:48.752	9	1	2:23.337	40.482	1:05.636	37.219	256.5	23:33.314
10	2	2:19.411	39.378	1:03.619	36.414	263.4	25:08.163	10	1	2:22.776	40.424	1:05.066	37.286	257.1	25:56.090
11	2	2:19.361	39.456	1:03.755	36.150	262.1	27:27.524	11	1	2:23.109	40.085	1:05.763	37.261	258.3	28:19.199
12	2	2:19.371	39.317	1:03.823	36.231	262.1	29:46.895	12	1	2:23.618	40.294	1:05.985	37.339	257.7	30:42.817
13	2	2:19.608	39.392	1:04.090	36.126	262.7	32:06.503	13	1	2:23.822	40.313	1:06.021	37.488	257.7	33:06.639
14	2	2:20.872	39.310	1:04.480	37.082	262.7	34:27.375	14	1	2:25.187	40.308	1:06.981	37.898	258.9	35:31.826
15	2	2:19.522	39.301	1:04.064	36.157	263.4	36:46.897	15	1	2:22.056	40.201	1:04.719	37.136	257.7	37:53.882
16	2	2:20.641	39.585	1:04.615	36.441	261.5	39:07.538	16	1	2:30.335	P 40.614	1:05.188	44.533	256.5	40:24.217
17	2	2:26.782	P 39.447	1:04.335	43.000	262.1	41:34.320	17	2	3:37.163	1:49.404	1:09.421	38.338	254.1	44:01.380
18	1	3:33.296	1:49.718	1:06.116	37.462	253.5	45:07.616	18	2	2:26.814	41.182	1:07.471	38.161	255.3	46:28.194
19	1	2:23.100	40.114	1:05.673	37.313	260.2	47:30.716	19	2	2:26.487	40.850	1:06.968	38.669	256.5	48:54.681
20	1	2:21.650	40.415	1:04.354	36.881	258.9	49:52.366	20	2	2:25.713	40.971	1:06.484	38.258	255.9	51:20.394
21	1	2:22.263	40.033	1:04.966	37.264	260.8	52:14.629	21	2	2:25.741	40.808	1:06.906	38.027	256.5	53:46.135
22	1	2:22.201	39.939	1:05.103	37.159	260.8	54:36.830	22	2	2:29.267	42.337	1:08.119	38.811	247.7	56:15.402
23	1	2:21.731	39.935	1:04.895	36.901	260.8	56:58.561	23	2	2:26.093	41.032	1:07.024	38.037	258.3	58:41.495
24	1	2:22.357	40.325	1:04.988	37.044	258.9	59:20.918	24	2	2:25.920	40.880	1:06.747	38.293	256.5	1:01:07.415
25	1	2:21.666	39.879	1:04.766	37.021	260.8	1:01:42.584	25	2	2:26.611	40.556	1:07.249	38.806	257.7	1:03:34.026
26	1	2:22.196	40.011	1:05.053	37.132	260.2	1:04:04.780	26	2	2:36.739	40.464	1:06.867	49.408	259.6	1:06:10.765
27	1	2:28.443	40.054	1:05.395	42.994	259.6	1:06:33.223	27	2	3:00.696	42.559	1:24.762	53.375	248.2	1:09:11.461
28	1	3:42.215	41.609	2:06.622	53.984	223.1	1:10:15.438	28	2	5:02.367	59.853	2:11.135	1:51.379	104.1	1:14:13.828
29	1	4:50.835	1:01.568	2:25.978	1:23.289	105.9	1:15:06.273								





Spa Francorchamps
International GT Open
Race - 1
Analysis by Lap



Num	Lap Time	Gap
-----	----------	-----

Lap 1

10	3:53.615	
14	3:54.296	00.681
90	3:54.951	01.336
34	3:55.424	01.809
63	3:56.712	03.097
93	3:57.591	03.976
66	3:57.834	04.219
59	3:59.197	05.582
6	4:00.246	06.631
27	4:00.732	07.117
26	4:01.415	07.800
12	4:03.708	10.093
75	4:05.131	11.516
9	4:05.752	12.137
99	4:06.279	12.664
20	4:06.391	12.776
11	4:06.855	13.240
8	4:09.101	15.486
19	4:09.158	15.543
16	4:09.898	16.283
25	4:10.949	17.334
17	5:02.140	1:08.525

Num	Lap Time	Gap
-----	----------	-----

Lap 2

10	2:25.130	
14	2:27.808	03.359
34	2:27.992	04.671
90	2:29.361	05.567
63	2:28.707	06.674
66	2:29.050	08.139
93	2:30.365	09.211
59	2:29.598	10.050
27	2:28.892	10.879
6	2:31.228	12.729
26	2:31.405	14.075
75	2:31.752	18.138
12	2:34.895	19.858
20	2:32.557	20.203
11	2:33.327	21.437

99	2:34.070	21.604
9	2:36.131	23.138
19	2:35.320	25.733
16	2:35.949	27.102
8	2:37.262	27.618
25	2:43.720	35.924

Num	Lap Time	Gap
-----	----------	-----

Lap 3

10	2:21.429	
14	2:21.657	03.587
34	2:21.246	04.488
90	2:22.040	06.178
63	2:22.864	08.109
66	2:22.688	09.398
93	2:23.837	11.619
59	2:23.750	12.371
27	2:23.734	13.184
6	2:24.893	16.193
26	2:25.684	18.330
75	2:26.074	22.783
12	2:27.127	25.556
20	2:28.001	26.775
11	2:27.984	27.992
9	2:28.768	30.477
99	2:33.092	33.267
19	2:31.670	35.974
16	2:31.333	37.006
8	2:31.004	37.193
25	2:38.853	53.348

Num	Lap Time	Gap
-----	----------	-----

Lap 4

10	2:19.564	
14	2:19.649	03.672
34	2:19.330	04.254
90	2:20.032	06.646
63	2:20.459	09.004
66	2:21.011	10.845
93	2:21.008	13.063
59	2:21.591	14.398
27	2:21.360	14.980
6	2:22.628	19.257

26	2:22.998	21.764
75	2:23.709	26.928
12	2:24.512	30.504
20	2:25.562	32.773
11	2:25.783	34.211
9	2:25.343	36.256
99	2:24.439	38.142
8	2:28.871	46.500
16	2:29.303	46.745
19	2:30.400	46.810
25	2:55.751	1:29.535

Num	Lap Time	Gap
-----	----------	-----

Lap 5

10	2:19.229	
14	2:19.255	03.698
34	2:18.927	03.952
90	2:19.005	06.422
63	2:19.728	09.503
66	2:19.750	11.366
93	2:19.412	13.246
59	2:20.674	15.843
27	2:21.106	16.857
6	2:21.366	21.394
26	2:22.045	24.580
75	2:21.764	29.463
12	2:22.132	33.407
20	2:23.794	37.338
11	2:24.517	39.499
9	2:23.683	40.710
99	2:23.182	42.095
8	2:24.041	51.312
19	2:29.913	57.494
16	2:30.292	57.808

Num	Lap Time	Gap
-----	----------	-----

Lap 6

10	2:18.909	
14	2:19.065	03.854
34	2:19.350	04.393
90	2:18.896	06.409
63	2:18.988	09.582
66	2:19.120	11.577

93	2:19.342	13.679
59	2:19.875	16.809
27	2:20.635	18.583
6	2:20.916	23.401
26	2:21.251	26.922
75	2:21.381	31.935
12	2:23.337	37.835
20	2:23.620	42.049
11	2:24.129	44.719
9	2:23.673	45.474
99	2:23.215	46.401
8	2:23.529	55.932
19	2:29.833	1:08.418
16	2:29.761	1:08.660

25	4:27.538	1 Lap
----	----------	-------

Num	Lap Time	Gap
-----	----------	-----

Lap 7

10	2:18.940	
14	2:18.604	03.518
34	2:18.841	04.294
90	2:18.993	06.462
63	2:18.491	09.133
66	2:18.836	11.473
93	2:18.582	13.321
59	2:19.786	17.655
27	2:20.056	19.699
6	2:20.774	25.235
26	2:21.208	29.190
75	2:21.300	34.295
12	2:21.832	40.727
20	2:22.818	45.927
11	2:22.860	48.639
9	2:22.688	49.222
99	2:22.697	50.158
8	2:24.165	1:01.157
16	2:25.007	1:14.727
19	2:28.182	1:17.660
25	2:44.595	1 Lap

Num	Lap Time	Gap
-----	----------	-----

Lap 8

10	2:18.915	
----	----------	--

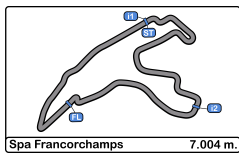
14	2:18.630	03.233
34	2:18.713	04.092
90	2:19.243	06.790
63	2:19.667	09.885
66	2:18.789	11.347
93	2:19.143	13.549
59	2:19.607	18.347
27	2:21.239	22.023
6	2:21.255	27.575
26	2:21.468	31.743
75	2:21.840	37.220
12	2:21.707	43.519
20	2:23.358	50.370
11	2:23.494	53.218
99	2:23.003	54.246
9	2:30.144	1:00.451
8	2:30.553	1:12.795
16	2:24.401	1:20.213
19	2:25.988	1:24.733
25	2:51.681	1 Lap

Num	Lap Time	Gap
-----	----------	-----

Lap 9

10	2:18.926	
14	2:18.871	03.178
34	2:18.841	04.007
90	2:19.484	07.348
63	2:18.979	09.938
66	2:19.414	11.835
93	2:19.472	14.095
27	2:20.818	23.915
59	2:25.539	24.960
6	2:20.870	29.519
26	2:21.787	34.604
75	2:20.930	39.224
12	2:21.435	46.028
20	2:22.788	54.232
11	2:23.169	57.461
99	2:23.337	58.657
9	2:22.444	1:03.969
8	2:22.636	1:16.505
16	2:23.350	1:24.637





Spa Francorchamps
International GT Open
Race - 1



Analysis by Lap

19	2:26.695	1:32.502
Num	Lap Time	Gap

Lap 10

10	2:19.235	
14	2:18.900	02.843
34	2:18.695	03.467
90	2:19.465	07.578
63	2:18.984	09.687
66	2:19.398	11.998
93	2:19.411	14.271
27	2:20.199	24.879
59	2:20.359	26.084
6	2:21.480	31.764
26	2:21.323	36.692
75	2:20.616	40.605
12	2:21.553	48.346
20	2:22.345	57.342
11	2:23.083	1:01.309
99	2:22.776	1:02.198
9	2:21.835	1:06.569
8	2:24.956	1:22.226
16	2:23.118	1:28.520
19	2:25.174	1:38.441
Num	Lap Time	Gap

Lap 11

10	2:19.159	
14	2:18.999	02.683
34	2:19.023	03.331
90	2:19.668	08.087
63	2:19.458	09.986
93	2:19.361	14.473
27	2:21.000	26.720
59	2:20.484	27.409
66	2:37.476	30.315
6	2:21.002	33.607
26	2:22.064	39.597
75	2:21.235	42.681
12	2:21.159	50.346
11	2:23.235	1:05.385
99	2:23.109	1:06.148
20	2:28.528	1:06.711

9	2:22.502	1:09.912
8	2:22.471	1:25.538
16	2:30.712	1:40.073
19	2:33.896	1:53.178
Num	Lap Time	Gap

Lap 12

10	2:19.488	
34	2:19.639	03.482
90	2:19.523	08.122
14	2:25.289	08.484
63	2:18.964	09.462
93	2:19.371	14.356
27	2:21.207	28.439
59	2:27.373	35.294
6	2:21.278	35.397
66	2:32.667	43.494
26	2:28.181	48.290
75	2:28.948	52.141
12	2:21.651	52.509
11	2:23.762	1:09.659
99	2:23.618	1:10.278
25	8:17.956	4 Laps
9	2:29.711	1:20.135
8	2:23.387	1:29.437
20	3:26.282	2:13.505
Num	Lap Time	Gap

Lap 13

34	2:18.881	
10	2:25.641	03.278
90	2:19.638	05.397
93	2:19.608	11.601
63	2:25.072	12.171
27	2:20.773	26.849
6	2:21.288	34.322
66	2:19.835	40.966
16	3:49.215	1 Lap
19	3:42.078	1 Lap
12	2:29.826	59.972
11	2:23.870	1:11.166
99	2:23.822	1:11.737
25	2:20.299	4 Laps

14	3:40.404	1:26.525
8	2:23.048	1:30.122
59	3:25.975	1:38.906
26	3:32.733	1:58.660
75	3:29.096	1:58.874
20	2:19.468	2:10.610
Num	Lap Time	Gap

Lap 14

34	2:19.378	
90	2:20.178	06.197
93	2:20.872	13.095
9	3:35.808	1 Lap
27	2:20.525	27.996
66	2:19.992	41.580
6	2:28.525	43.469
16	2:18.236	1 Lap
19	2:19.876	1 Lap
12	2:30.024	1:10.618
10	3:28.150	1:12.050
99	2:25.187	1:17.546
25	2:20.769	4 Laps
11	2:32.245	1:24.033
14	2:18.968	1:26.115
63	3:41.470	1:34.263
8	2:24.449	1:35.193
59	2:18.926	1:38.454
75	2:19.605	1:59.101
26	2:23.889	2:03.171
20	2:18.383	2:09.615
Num	Lap Time	Gap

Lap 15

34	2:19.293	
90	2:19.980	06.884
93	2:19.522	13.324
9	2:22.286	1 Lap
27	2:26.739	35.442
16	2:18.350	1 Lap
66	2:26.260	48.547
19	2:19.545	1 Lap
10	2:21.253	1:14.010
99	2:22.056	1:20.309

14	2:18.341	1:25.163
25	2:30.268	4 Laps
63	2:19.400	1:34.370
59	2:19.947	1:39.108
8	2:30.201	1:46.101
6	3:27.957	1:52.133
75	2:18.934	1:58.742
26	2:22.155	2:06.033
20	2:18.960	2:09.282
Num	Lap Time	Gap

Lap 16

34	2:19.351	
90	2:20.248	07.781
93	2:20.641	14.614
12	3:45.065	1 Lap
9	2:22.018	1 Lap
11	3:48.391	1 Lap
16	2:18.046	1 Lap
19	2:19.366	1 Lap
10	2:20.508	1:15.167
14	2:18.697	1:24.509
99	2:30.335	1:31.293
63	2:18.691	1:33.710
59	2:18.861	1:38.618
27	3:26.521	1:42.612
75	2:18.811	1:58.202
66	3:37.446	2:06.642
26	2:21.657	2:08.339
20	2:19.003	2:08.934
Num	Lap Time	Gap

Lap 17

34	2:25.796	
6	3:00.290	1 Lap
90	2:27.593	09.578
12	2:21.509	1 Lap
9	2:21.531	1 Lap
93	2:26.782	15.600
8	3:34.140	1 Lap
16	2:18.787	1 Lap
11	2:39.717	1 Lap
19	2:19.518	1 Lap

10	2:19.969	1:09.340
14	2:18.797	1:17.510
63	2:17.915	1:25.829
59	2:18.294	1:31.116
27	2:21.185	1:38.001
75	2:18.614	1:51.020
66	2:20.115	2:00.961
26	2:22.340	2:04.883
20	2:21.930	2:05.068
6	2:20.727	2:28.003
12	2:21.342	2:34.094
9	2:24.643	2:40.240
99	3:37.163	2:42.660
16	2:19.370	2:56.408
8	2:23.921	2:59.015
19	2:19.380	3:07.272
11	2:23.696	3:11.397
Num	Lap Time	Gap

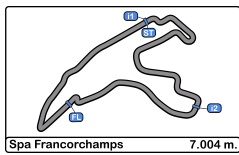
Lap 18

34	3:26.040	
10	2:20.746	04.046
14	2:19.642	11.112
90	3:33.346	16.884
63	2:19.514	19.303
93	3:33.296	22.856
59	2:19.262	24.338
27	2:21.238	33.199
75	2:19.154	44.134
66	2:20.141	55.062
20	2:19.219	58.247
26	2:22.339	1:01.182
6	2:20.083	1:22.046
12	2:21.952	1:30.006
9	2:22.611	1:36.811
99	2:26.814	1:43.434
16	2:18.614	1:48.982
8	2:22.355	1:55.330
19	2:19.184	2:00.416
11	2:23.458	2:08.815
Num	Lap Time	Gap

Lap 19

34	3:26.040	
10	2:20.746	04.046
14	2:19.642	11.112
90	3:33.346	16.884
63	2:19.514	19.303
93	3:33.296	22.856
59	2:19.262	24.338
27	2:21.238	33.199
75	2:19.154	44.134
66	2:20.141	55.062
20	2:19.219	58.247
26	2:22.339	1:01.182
6	2:20.083	1:22.046
12	2:21.952	1:30.006
9	2:22.611	1:36.811
99	2:26.814	1:43.434
16	2:18.614	1:48.982
8	2:22.355	1:55.330
19	2:19.184	2:00.416
11	2:23.458	2:08.815
Num	Lap Time	Gap





Spa Francorchamps
International GT Open
Race - 1



Analysis by Lap

34	2:21.886	
10	2:20.357	02.517
14	2:19.078	08.304
63	2:18.572	15.989
90	2:26.799	21.797
59	2:20.048	22.500
93	2:23.100	24.070
27	2:21.064	32.377
75	2:19.427	41.675
66	2:19.687	52.863
20	2:18.981	55.342
26	2:22.091	1:01.387
6	2:20.420	1:20.580
12	2:21.510	1:29.630
9	2:22.322	1:37.247
16	2:19.365	1:46.461
99	2:26.487	1:48.035
8	2:22.955	1:56.399
19	2:20.073	1:58.603
11	2:23.000	2:09.929
Num	Lap Time	Gap

Lap 20

34	2:22.242	
10	2:20.446	00.721
14	2:19.162	05.224
63	2:18.224	11.971
59	2:20.130	20.388
93	2:21.650	23.478
90	2:28.122	27.677
27	2:21.313	31.448
75	2:18.761	38.194
66	2:19.500	50.121
20	2:19.093	52.193
26	2:21.491	1:00.636
6	2:21.087	1:19.425
12	2:22.554	1:29.942
9	2:21.889	1:36.894
16	2:18.871	1:43.090
99	2:25.713	1:51.506
19	2:20.552	1:56.913
8	2:22.974	1:57.131

11	2:23.932	2:11.619
Num	Lap Time	Gap

Lap 21

34	2:21.771	
10	2:21.594	00.544
14	2:18.925	02.378
63	2:18.490	08.690
59	2:19.434	18.051
93	2:22.263	23.970
27	2:21.749	31.426
90	2:28.137	34.043
75	2:18.884	35.307
66	2:19.418	47.768
20	2:18.935	49.357
26	2:21.712	1:00.577
6	2:21.575	1:19.229
12	2:22.058	1:30.229
9	2:22.304	1:37.427
16	2:19.282	1:40.601
99	2:25.741	1:55.476
19	2:20.434	1:55.576
8	2:23.025	1:58.385
11	2:24.667	2:14.515
Num	Lap Time	Gap

Lap 22

10	2:22.103	
14	2:20.669	00.400
34	2:24.478	01.831
63	2:18.438	04.481
59	2:19.228	14.632
93	2:22.201	23.524
27	2:21.019	29.798
75	2:20.541	33.201
90	2:27.484	38.880
66	2:19.253	44.374
20	2:19.624	46.334
26	2:21.929	59.859
6	2:21.734	1:18.316
12	2:21.995	1:29.577
9	2:22.495	1:37.275
16	2:19.923	1:37.877

19	2:23.710	1:56.639
8	2:25.819	2:01.557
99	2:29.267	2:02.096
11	2:24.779	2:16.647
Num	Lap Time	Gap

Lap 23

14	2:19.841	
10	2:21.801	01.560
63	2:20.010	04.250
34	2:23.113	04.703
59	2:20.195	14.586
93	2:21.731	25.014
27	2:20.547	30.104
75	2:19.115	32.075
66	2:19.668	43.801
20	2:19.232	45.325
90	2:27.190	45.829
26	2:21.640	1:01.258
6	2:21.697	1:19.772
12	2:22.099	1:31.435
16	2:21.835	1:39.471
9	2:25.447	1:42.481
19	2:21.505	1:57.903
8	2:22.869	2:04.185
99	2:26.093	2:07.948
Num	Lap Time	Gap

Lap 24

14	2:20.071	
11	2:23.795	1 Lap
10	2:20.167	01.656
63	2:18.236	02.415
34	2:22.683	07.315
59	2:19.928	14.443
93	2:22.357	27.300
27	2:21.064	31.097
75	2:19.582	31.586
20	2:19.297	44.551
66	2:21.949	45.679
90	2:27.104	52.862
26	2:21.229	1:02.416
6	2:21.443	1:21.144

12	2:21.746	1:33.110
16	2:19.413	1:38.813
9	2:22.367	1:44.777
19	2:20.891	1:58.723
8	2:22.654	2:06.768
99	2:25.920	2:13.797
Num	Lap Time	Gap

Lap 25

14	2:19.557	
10	2:21.423	03.522
63	2:20.906	03.764
11	2:26.274	1 Lap
34	2:21.724	09.482
59	2:20.124	15.010
93	2:21.666	29.409
27	2:21.265	32.805
75	2:21.128	33.157
20	2:19.774	44.768
66	2:19.767	45.889
90	2:26.479	59.784
26	2:21.623	1:04.482
6	2:22.437	1:24.024
12	2:22.972	1:36.525
16	2:19.719	1:38.975
9	2:22.959	1:48.179
19	2:20.387	1:59.553
8	2:23.013	2:10.224
Num	Lap Time	Gap

Lap 26

14	2:19.805	
99	2:26.611	1 Lap
63	2:19.212	03.171
10	2:22.075	05.792
34	2:21.736	11.413
11	2:26.282	1 Lap
59	2:21.345	16.550
93	2:22.196	31.800
27	2:21.493	34.493
75	2:21.711	35.063
20	2:19.879	44.842
66	2:19.602	45.686

26	2:22.359	1:07.036
90	2:27.814	1:07.793
6	2:21.943	1:26.162
12	2:22.137	1:38.857
16	2:20.044	1:39.214
9	2:22.737	1:51.111
19	2:20.527	2:00.275
8	2:27.264	2:17.683
Num	Lap Time	Gap

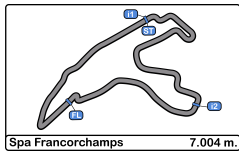
Lap 27

14	2:22.755	
10	2:28.047	11.084
99	2:36.739	1 Lap
63	2:38.968	19.384
59	2:26.024	19.819
11	2:32.395	1 Lap
34	2:34.647	23.305
93	2:28.443	37.488
75	2:28.552	40.860
27	2:29.941	41.679
20	2:27.802	49.889
66	2:27.222	50.153
26	2:35.393	1:19.674
90	2:37.035	1:22.073
6	2:37.095	1:40.502
16	2:31.808	1:48.267
12	2:48.060	2:04.162
9	2:37.171	2:05.527
19	2:56.784	2:34.304
8	2:43.767	2:38.695
Num	Lap Time	Gap

Lap 28

14	2:40.829	
10	2:40.426	10.681
59	2:45.263	24.253
63	2:46.769	25.324
34	2:46.107	28.583
99	3:00.696	1 Lap
11	2:53.710	1 Lap
75	3:19.248	1:19.279
27	3:19.413	1:20.263





Spa Francorchamps
International GT Open
Race - 1
Analysis by Lap



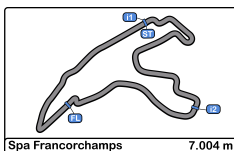
66	3:11.631	1:20.955
20	3:12.556	1:21.616
93	3:42.215	1:38.874
26	3:16.446	1:55.291
90	3:14.802	1:56.046
6	3:03.086	2:02.759
16	2:57.008	2:04.446
9	3:14.191	2:38.889
8	3:38.770	3:36.636

Num	Lap Time	Gap
-----	----------	-----

Lap 29

14	5:23.735	
10	5:18.599	05.545
59	5:05.876	06.394
63	5:05.889	07.478
34	5:06.040	10.888
99	5:02.367	1 Lap
11	5:02.980	1 Lap
75	5:04.005	59.549
27	5:03.722	1:00.250
66	5:04.193	1:01.413
20	5:04.464	1:02.345
93	4:50.835	1:05.974
26	4:46.273	1:17.829
90	4:46.420	1:18.731
6	4:41.627	1:20.651
16	4:42.438	1:23.149
9	4:36.713	1:51.867
8	4:45.451	2:58.352



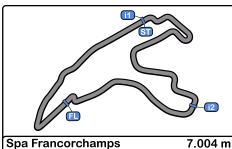


Spa Francorchamps
International GT Open
Race - 1
Best Sectors Results



Sector - 1				Sector - 2				Sector - 3				Ideal Lap vs Best Lap				
Clas	Nº	Driver	Time	Nº	Driver	Time	Nº	Driver	Time	Clas	Nº	Driver	Ideal Lap	Best Lap	Clas	
1	63	Costa - Altoè	38.889	16	Hahn - Barnicoat	1:02.812	63	Costa - Altoè	35.803	1	63	Costa - Altoè	2:17.571	2:17.915	1	
2	16	Hahn - Barnicoat	38.902	63	Costa - Altoè	1:02.879	20	Pierburg - Onslow-Cole	35.861	2	16	Hahn - Barnicoat	2:17.597	2:18.046	2	
3	34	Amstutz - Kujala	38.939	14	Siedler - Grenier	1:02.922	16	Hahn - Barnicoat	35.883	3	14	Siedler - Grenier	2:17.885	2:18.341	4	
4	14	Siedler - Grenier	39.023	66	Ling - Schandorff	1:03.076	14	Siedler - Grenier	35.940	4	20	Pierburg - Onslow-Cole	2:18.292	2:18.383	5	
5	20	Pierburg - Onslow-Cole	39.036	59	Kodrić - Chaves	1:03.123	75	Habul - Jäger	35.990	5	59	Kodrić - Chaves	2:18.294	2:18.294	3	
6	59	Kodrić - Chaves	39.105	93	Froggatt - Cheever III	1:03.141	90	Di Folco - Lenz	35.990	6	34	Amstutz - Kujala	2:18.329	2:18.695	8	
7	75	Habul - Jäger	39.174	10	Ramos - Crestani	1:03.199	34	Amstutz - Kujala	36.024	7	75	Habul - Jäger	2:18.366	2:18.614	7	
8	19	Liang - Giammaria	39.252	75	Habul - Jäger	1:03.202	19	Liang - Giammaria	36.045	8	93	Froggatt - Cheever III	2:18.515	2:18.582	6	
9	90	Di Folco - Lenz	39.266	34	Amstutz - Kujala	1:03.366	59	Kodrić - Chaves	36.066	9	90	Di Folco - Lenz	2:18.650	2:18.896	10	
10	93	Froggatt - Cheever III	39.301	90	Di Folco - Lenz	1:03.394	93	Froggatt - Cheever III	36.073	10	66	Ling - Schandorff	2:18.661	2:18.789	9	
11	6	Zampieri - Meadows	39.301	20	Pierburg - Onslow-Cole	1:03.395	66	Ling - Schandorff	36.162	11	10	Ramos - Crestani	2:18.791	2:18.909	11	
12	10	Ramos - Crestani	39.327	25	Hrachowina - Konrad	1:03.667	10	Ramos - Crestani	36.265	12	19	Liang - Giammaria	2:19.044	2:19.184	12	
13	66	Ling - Schandorff	39.423	19	Liang - Giammaria	1:03.747	25	Hrachowina - Konrad	36.373	13	25	Hrachowina - Konrad	2:19.569	2:20.299	15	
14	26	Martínez - Onidi	39.494	27	De Marco - Pohler	1:03.812	27	De Marco - Pohler	36.491	14	27	De Marco - Pohler	2:19.871	2:20.056	13	
15	25	Hrachowina - Konrad	39.529	6	Zampieri - Meadows	1:03.963	26	Martínez - Onidi	36.580	15	6	Zampieri - Meadows	2:19.882	2:20.083	14	
16	27	De Marco - Pohler	39.568	12	Leo - Razak	1:04.309	6	Zampieri - Meadows	36.618	16	26	Martínez - Onidi	2:20.641	2:21.208	17	
17	9	Davide Roda	39.697	26	Martínez - Onidi	1:04.567	12	Leo - Razak	36.661	17	12	Leo - Razak	2:20.752	2:21.159	16	
18	12	Leo - Razak	39.782	99	Coimbra - Silva	1:04.719	8	Giuseppe Cipriani	36.781	18	9	Davide Roda	2:21.364	2:21.531	18	
19	11	Hill - Shoffner	40.066	9	Davide Roda	1:04.825	9	Davide Roda	36.842	19	8	Giuseppe Cipriani	2:21.826	2:22.355	20	
20	99	Coimbra - Silva	40.085	8	Giuseppe Cipriani	1:04.847	11	Hill - Shoffner	36.972	20	99	Coimbra - Silva	2:21.940	2:22.056	19	
21	8	Giuseppe Cipriani	40.198	11	Hill - Shoffner	1:05.536	99	Coimbra - Silva	37.136	21	11	Hill - Shoffner	2:22.574	2:22.860	21	
22	17	Rueda - Saravia	1:24.685	17	Rueda - Saravia	2:04.258	17	Rueda - Saravia	1:33.197	22	17	Rueda - Saravia	5:02.140	5:02.140	22	



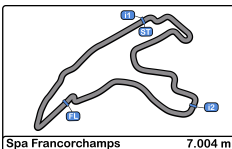


Spa Francorchamps
International GT Open
Race - 1
Leader Sequence



Nº	Entrant/Team	Nat	Driver 1	Nat	Status	Driver 2	Nat	Status	Vehicle	Cat	Start Lap	End Lap	Laps	Total Laps
10	SPS Automotive Performance		DEU Miguel Ramos		PRT	<u>Fabrizio Crestani</u>		ITA	Mercedes AMG GT3	PRO	1	12	12	12
34	Imperiale Racing		ITA Adrian Amstutz		CHE	<u>Patrick Kujala</u>		FIN	Lamborghini Huracan GT3	PROAM	13	21	9	9
10	SPS Automotive Performance		DEU Miguel Ramos		PRT	<u>Fabrizio Crestani</u>		ITA	Mercedes AMG GT3	PRO	22	22	1	13
14	Emil Frey Racing		CHE Norbert Siedler		AUT	<u>Mikaël Grenier</u>		CAN	Lamborghini Huracan GT3	PRO	23	29	7	7



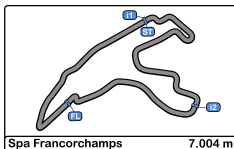


Spa Francorchamps
International GT Open
Race - 1
Best 5 Lap Times



Cl	Nº	Entrant/Team	Nat	Driver 1	Nat	Status	Driver 2	Nat	Status	Vehicle	Cat	Cl	Best 1		Best 2		Best 3		Best 4		Best 5	
													Time	Lap	Time	Lap	Time	Lap	Time	Lap	Time	Lap
1	63	Emil Frey Racing	CHN	Albert Costa	ESP		Giacomo Altoè	ITA		Lamborghini Huracan GT3	PRO	1	2:17.915	17	2:18.224	20	2:18.236	24	2:18.438	22	2:18.490	21
2	16	Teo Martín Motorsport	ESP	Marcelo Hahn	BRN		Ben Barnicoat	GBR		McLaren 720 s	PROAM	1	2:18.046	15	2:18.236	13	2:18.350	14	2:18.614	18	2:18.787	16
3	59	Teo Martín Motorsport	ESP	Martin Kodrić	HRV		Henrique Chaves	PRY		McLaren 720 s	PRO	2	2:18.294	17	2:18.861	16	2:18.926	14	2:19.228	22	2:19.262	18
4	14	Emil Frey Racing	CHN	Norbert Siedler	AUT		Mikaël Grenier	CAN		Lamborghini Huracan GT3	PRO	3	2:18.341	15	2:18.604	7	2:18.630	8	2:18.697	16	2:18.797	17
5	20	SPS Automotive Performance	DEU	Valentin Pierburg	DEU		Tom Onslow-Cole	GBR		Mercedes AMG GT3	PROAM	2	2:18.383	14	2:18.935	21	2:18.960	15	2:18.981	19	2:19.003	16
6	93	Spirit of Race / Tempesta	GBR	Christopher Froggatt	GBR		Edward Cheever III	ITA		Ferrari 488 GT3	PROAM	3	2:18.582	7	2:19.143	8	2:19.342	6	2:19.361	11	2:19.371	12
7	75	Rowe Racing / SunEnergy1	DEU	Kenny Habul	AUS		Thomas Jäger	DEU		Mercedes AMG GT3	PROAM	4	2:18.614	17	2:18.761	20	2:18.811	16	2:18.884	21	2:18.934	15
8	34	Imperiale Racing	ITA	Adrian Amstutz	CHE		Patrick Kujala	FIN		Lamborghini Huracan GT3	PROAM	5	2:18.695	10	2:18.713	8	2:18.841	7	2:18.841	9	2:18.881	13
9	66	Vincenzo Sospiri Racing	ITA	Kang Ling	CHN		Frederik Schandorff	DNK		Lamborghini Huracan GT3	PROAM	6	2:18.789	8	2:18.836	7	2:19.120	6	2:19.253	22	2:19.398	10
10	90	Raton Racing by Target	ITA	Alberto Di Folco	ITA		Christoph Lenz	CHE		Lamborghini Huracan GT3	PROAM	7	2:18.896	6	2:18.993	7	2:19.005	5	2:19.243	8	2:19.465	10
11	10	SPS Automotive Performance	DEU	Miguel Ramos	PRY		Fabrizio Crestani	ITA		Mercedes AMG GT3	PRO	4	2:18.909	6	2:18.915	8	2:18.926	9	2:18.940	7	2:19.159	11
12	19	Raton Racing by Target	ITA	Jiatong Liang	CHN		Raffaele Giammaria	ITA		Lamborghini Huracan GT3	PROAM	8	2:19.184	18	2:19.366	15	2:19.380	17	2:19.518	16	2:19.545	14
13	27	Lazarus Racing	ITA	Nicola De Marco	ITA		Nicolas Pohler	DEU		Lamborghini Huracan GT3	PRO	5	2:20.056	7	2:20.199	10	2:20.525	14	2:20.547	23	2:20.635	6
14	6	Antonelli MotorSport	ITA	Daniel Zampieri	ITA		Michael Meadows	GBR		Mercedes AMG GT3	PRO	6	2:20.083	18	2:20.420	19	2:20.727	17	2:20.774	7	2:20.870	9
15	25	HTP Motorsport	DEU	Alexander Hrachowina	AUT		Martin Konrad	AUT		Mercedes AMG GT3	AM	1	2:20.299	9	2:20.769	10	2:30.268	11	2:38.853	3	2:43.720	2
16	12	Ombra Racing	ITA	Federico Leo	ITA		Najiy Razak	MYS		Lamborghini Huracan GT3	PRO	7	2:21.159	11	2:21.342	17	2:21.435	9	2:21.509	16	2:21.510	19
17	26	Lazarus Racing	ITA	Eliseo Martínez	ESP		Fabio Onidi	ITA		Lamborghini Huracan GT3	PRO	8	2:21.208	7	2:21.229	24	2:21.251	6	2:21.323	10	2:21.468	8
18	9	Antonelli MotorSport	ITA	Davide Roda	ITA					Mercedes AMG GT3	AM	2	2:21.531	16	2:21.835	10	2:21.889	20	2:22.018	15	2:22.286	14
19	99	Sports and You	PRY	António Coimbra	PRY		Luis Silva	PRY		Mercedes AMG GT3	AM	3	2:22.056	15	2:22.697	7	2:22.776	10	2:23.003	8	2:23.109	11
20	8	Antonelli MotorSport	ITA	Giuseppe Cipriani	ITA					Mercedes AMG GT3	AM	4	2:22.355	18	2:22.471	11	2:22.636	9	2:22.654	24	2:22.869	23
21	11	GetSpeed Performance	DEU	Janine Hill	GBR		John Shoffner	USA		Mercedes AMG GT3	AM	5	2:22.860	7	2:23.000	19	2:23.083	10	2:23.169	9	2:23.235	11
22	17	Teo Martín Motorsport	ESP	Fran Rueda	ESP		Andrés Saravia	GBN		McLaren 720 s	PRO	9	5:02.140	1								



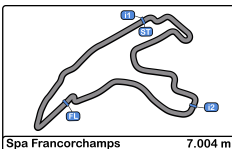


Spa Francorchamps
International GT Open
Race - 1
Best 5 Top Speeds



Cl	N°	Entrant/Team	Nat	Driver 1	Nat	Status	Driver 2	Nat	Status	Vehicle	Cat	Cl	Top 1		Top 2		Top 3		Top 4		Top 5		Avg
													Km/h	Lap	Km/h	Lap	Km/h	Lap	Km/h	Lap	Km/h	Lap	
1	34	Imperiale Racing	ITA	Adrian Amstutz	CHE		Patrick Kujala	FIN		Lamborghini Huracan GT3	PROAM	1	266.0	5	266.0	8	266.0	10	266.0	11	265.3	4	265.8
2	63	Emil Frey Racing	CHE	Albert Costa	ESP		Giacomo Altoè	ITA		Lamborghini Huracan GT3	PRO	1	266.0	25	264.0	24	263.4	23	262.1	11	262.1	22	263.5
3	16	Teo Martín Motorsport	ESP	Marcelo Hahn	BRA		Ben Barnicoat	GBR		McLaren 720 s	PROAM	2	264.7	17	264.7	21	264.0	19	264.0	20	264.0	22	264.3
4	59	Teo Martín Motorsport	ESP	Martin Kodrić	CRO		Henrique Chaves	PRT		McLaren 720 s	PRO	2	264.7	19	264.0	22	263.4	5	263.4	6	263.4	15	263.8
5	14	Emil Frey Racing	CHE	Norbert Siedler	AUT		Mikaël Grenier	CAN		Lamborghini Huracan GT3	PRO	3	264.0	22	262.7	24	262.7	26	262.1	5	262.1	8	262.7
6	26	Lazarus Racing	ITA	Eliseo Martínez	ESP		Fabio Onidi	ITA		Lamborghini Huracan GT3	PRO	4	264.0	26	263.4	6	262.7	17	262.1	18	262.1	19	262.9
7	66	Vincenzo Sospiri Racing	ITA	Kang Ling	CHN		Frederik Schandorff	DNK		Lamborghini Huracan GT3	PROAM	3	264.0	27	263.4	25	263.4	26	262.7	8	262.1	23	263.1
8	19	Raton Racing by Target	ITA	Jiatong Liang	CHN		Raffaele Giammaria	ITA		Lamborghini Huracan GT3	PROAM	4	263.4	20	262.7	19	262.7	21	261.5	18	260.8	16	262.2
9	27	Lazarus Racing	ITA	Nicola De Marco	ITA		Nicolas Pohler	DEU		Lamborghini Huracan GT3	PRO	5	263.4	5	263.4	6	262.7	21	262.7	25	262.7	27	263.0
10	93	Spirit of Race / Tempesta	GBR	Christopher Froggatt	GBR		Edward Cheever III	ITA		Ferrari 488 GT3	PROAM	5	263.4	6	263.4	10	263.4	15	262.7	5	262.7	13	263.1
11	90	Raton Racing by Target	ITA	Alberto Di Folco	ITA		Christoph Lenz	CHE		Lamborghini Huracan GT3	PROAM	6	262.7	6	262.1	8	261.5	5	261.5	7	260.8	10	261.7
12	20	SPS Automotive Performance	DEU	Valentin Pierburg	DEU		Tom Onslow-Cole	GBR		Mercedes AMG GT3	PROAM	7	262.1	4	262.1	22	261.5	20	261.5	21	261.5	26	261.7
13	6	Antonelli MotorSport	ITA	Daniel Zampieri	ITA		Michael Meadows	GBR		Mercedes AMG GT3	PRO	6	261.5	18	258.9	12	258.9	20	258.3	8	258.3	19	259.2
14	10	SPS Automotive Performance	DEU	Miguel Ramos	PRT		Fabrizio Crestani	ITA		Mercedes AMG GT3	PRO	7	261.5	22	260.8	23	260.2	24	260.2	25	259.6	21	260.4
15	75	Rowe Racing / SunEnergy1	DEU	Kenny Habul	AUS		Thomas Jäger	DEU		Mercedes AMG GT3	PROAM	8	261.5	27	259.6	23	259.6	25	258.9	24	258.3	21	259.6
16	99	Sports and You	PRT	António Coimbra	PRT		Luis Silva	PRT		Mercedes AMG GT3	AM	1	259.6	26	258.9	8	258.9	14	258.3	11	258.3	23	258.8
17	8	Antonelli MotorSport	ITA	Giuseppe Cipriani	ITA		-	-		Mercedes AMG GT3	AM	2	258.9	22	258.3	21	256.5	15	256.5	23	255.9	13	257.2
18	12	Ombra Racing	ITA	Federico Leo	ITA		Najiy Razak	MYS		Lamborghini Huracan GT3	PRO	8	258.9	16	258.9	19	258.9	24	258.3	9	258.3	12	258.7
19	9	Antonelli MotorSport	ITA	Davide Roda	ITA		-	-		Mercedes AMG GT3	AM	3	258.3	21	258.3	27	257.7	7	257.7	19	257.7	23	258.0
20	11	GetSpeed Performance	DEU	Janine Hill	GBR		John Shoffner	USA		Mercedes AMG GT3	AM	4	258.3	24	257.7	26	257.1	5	257.1	8	257.1	10	257.5
21	25	HTP Motorsport	DEU	Alexander Hrachowina	AUT		Martin Konrad	AUT		Mercedes AMG GT3	AM	5	258.3	10	256.5	9	254.7	11	249.4	8	247.1	3	253.2
22	17	Teo Martín Motorsport	ESP	Fran Rueda	ESP		Andrés Saravia	GBR		McLaren 720 s	PRO	9	56.9	1									56.9



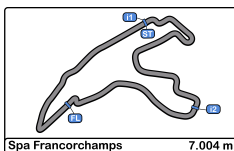


Spa Francorchamps
International GT Open
Race - 1
Fastest Laps Sequence



Lap	Time of Day	Session Time	Nº	Entrant/Team	Nat	Driver 1	Nat	Status	Driver 2	Nat	Status	Vehicle	Cat	Time	Km/h
2	16:49:29.233	6:19.233	10	SPS Automotive Performance	DEU	Miguel Ramos	PRT		<u>Fabrizio Crestani</u>	ITA		Mercedes AMG GT3	PRO	2:25.130	173.7
3	16:51:50.662	8:40.662	10	SPS Automotive Performance	DEU	Miguel Ramos	PRT		<u>Fabrizio Crestani</u>	ITA		Mercedes AMG GT3	PRO	2:21.429	178.2
3	16:51:55.151	8:45.151	34	Imperiale Racing	ITA	Adrian Amstutz	CHE		<u>Patrick Kujala</u>	FIN		Lamborghini Huracan GT3	PROAM	2:21.246	178.5
4	16:54:10.227	11:00.227	10	SPS Automotive Performance	DEU	Miguel Ramos	PRT		<u>Fabrizio Crestani</u>	ITA		Mercedes AMG GT3	PRO	2:19.564	180.6
4	16:54:14.480	11:04.480	34	Imperiale Racing	ITA	Adrian Amstutz	CHE		<u>Patrick Kujala</u>	FIN		Lamborghini Huracan GT3	PROAM	2:19.330	180.9
5	16:56:29.455	13:19.455	10	SPS Automotive Performance	DEU	Miguel Ramos	PRT		<u>Fabrizio Crestani</u>	ITA		Mercedes AMG GT3	PRO	2:19.229	181.1
5	16:56:33.408	13:23.408	34	Imperiale Racing	ITA	Adrian Amstutz	CHE		<u>Patrick Kujala</u>	FIN		Lamborghini Huracan GT3	PROAM	2:18.927	181.4
6	16:58:48.364	15:38.364	10	SPS Automotive Performance	DEU	Miguel Ramos	PRT		<u>Fabrizio Crestani</u>	ITA		Mercedes AMG GT3	PRO	2:18.909	181.5
6	16:58:54.774	15:44.774	90	Raton Racing by Target	ITA	<u>Alberto Di Folco</u>	ITA		Christoph Lenz	CHE		Lamborghini Huracan GT3	PROAM	2:18.896	181.5
7	17:01:10.822	18:00.822	14	Emil Frey Racing	CHE	Norbert Siedler	AUT		<u>Mikaël Grenier</u>	CAN		Lamborghini Huracan GT3	PRO	2:18.604	181.9
7	17:01:16.437	18:06.437	63	Emil Frey Racing	CHE	Albert Costa	ESP		<u>Giacomo Altoè</u>	ITA		Lamborghini Huracan GT3	PRO	2:18.491	182.0
13	17:18:11.064	35:01.064	16	Teo Martín Motorsport	ESP	Marcelo Hahn	BRA		<u>Ben Barnicoat</u>	GBR		McLaren 720 s	PROAM	2:18.236	182.4
15	17:22:47.459	39:37.459	16	Teo Martín Motorsport	ESP	Marcelo Hahn	BRA		<u>Ben Barnicoat</u>	GBR		McLaren 720 s	PROAM	2:18.046	182.6
17	17:25:55.037	42:45.037	63	Emil Frey Racing	CHE	<u>Albert Costa</u>	ESP		Giacomo Altoè	ITA		Lamborghini Huracan GT3	PRO	2:17.915	182.8





Spa Francorchamps
International GT Open

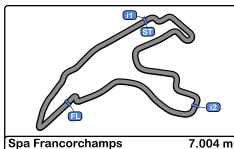
Race - 1

Event Best Maximum Speed



Nº	Entrant/Team	Nat	Driver 1	Nat	Status	Driver 2	Nat	Status	Vehicle	Cat	Km/h	Session
26	Lazarus Racing	ITA	Eliseo Martínez	ESP		Fabio Onidi	ITA		Lamborghini Huracan GT3	PRO	266.6	Qualifying - 1 Driver - 1
34	Imperiale Racing	ITA	Adrian Amstutz	CHE		Patrick Kujala	FIN		Lamborghini Huracan GT3	PROAM	266.0	Race - 1
63	Emil Frey Racing	CHE	Albert Costa	ESP		Giacomo Altoè	ITA		Lamborghini Huracan GT3	PRO	266.0	Race - 1
16	Teo Martín Motorsport	ESP	Marcelo Hahn	BRA		Ben Barnicoat	GBR		McLaren 720 s	PROAM	264.7	Race - 1
59	Teo Martín Motorsport	ESP	Martin Kodrić	HRV		Henrique Chaves	PRT		McLaren 720 s	PRO	264.7	Race - 1
93	Spirit of Race / Tempesta	GBR	Christopher Froggatt	GBR		Edward Cheever III	ITA		Ferrari 488 GT3	PROAM	264.0	Qualifying - 1 Driver - 1
14	Emil Frey Racing	CHE	Norbert Siedler	AUT		Mikaël Grenier	CAN		Lamborghini Huracan GT3	PRO	264.0	Race - 1
66	Vincenzo Sospiri Racing	ITA	Kang Ling	CHN		Frederik Schandorff	DNK		Lamborghini Huracan GT3	PROAM	264.0	Race - 1
27	Lazarus Racing	ITA	Nicola De Marco	ITA		Nicolas Pohler	DEU		Lamborghini Huracan GT3	PRO	263.4	Qualifying - 1 Driver - 1
90	Raton Racing by Target	ITA	Alberto Di Folco	ITA		Christoph Lenz	CHE		Lamborghini Huracan GT3	PROAM	263.4	Qualifying - 1 Driver - 1
17	Teo Martín Motorsport	ESP	Fran Rueda	ESP		Andrés Saravia	GTM		McLaren 720 s	PRO	263.4	Qualifying - 1 Driver - 1
19	Raton Racing by Target	ITA	Jiatong Liang	CHN		Raffaele Giammaria	ITA		Lamborghini Huracan GT3	PROAM	263.4	Race - 1
20	SPS Automotive Performance	DEU	Valentin Pierburg	DEU		Tom Onslow-Cole	GBR		Mercedes AMG GT3	PROAM	262.1	Race - 1
6	Antonelli MotorSport	ITA	Daniel Zampieri	ITA		Michael Meadows	GBR		Mercedes AMG GT3	PRO	261.5	Race - 1
10	SPS Automotive Performance	DEU	Miguel Ramos	PRT		Fabrizio Crestani	ITA		Mercedes AMG GT3	PRO	261.5	Race - 1
75	Rowe Racing / SunEnergy1	DEU	Kenny Habul	AUS		Thomas Jäger	DEU		Mercedes AMG GT3	PROAM	261.5	Race - 1
12	Ombra Racing	ITA	Federico Leo	ITA		Najiy Razak	MYS		Lamborghini Huracan GT3	PRO	259.6	Qualifying - 1 Driver - 1
99	Sports and You	PRT	António Coimbra	PRT		Luis Silva	PRT		Mercedes AMG GT3	AM	259.6	Race - 1
11	GetSpeed Performance	DEU	Janine Hill	GBR		John Shoffner	USA		Mercedes AMG GT3	AM	258.9	Qualifying - 1 Driver - 1
8	Antonelli MotorSport	ITA	Giuseppe Cipriani	ITA					Mercedes AMG GT3	AM	258.9	Race - 1
25	HTP Motorsport	DEU	Alexander Hrachowina	AUT		Martin Konrad	AUT		Mercedes AMG GT3	AM	258.3	Race - 1
9	Antonelli MotorSport	ITA	Davide Roda	ITA					Mercedes AMG GT3	AM	258.3	Race - 1





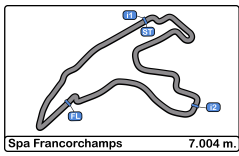
Spa Francorchamps
International GT Open
Race - 1
Lap Chart



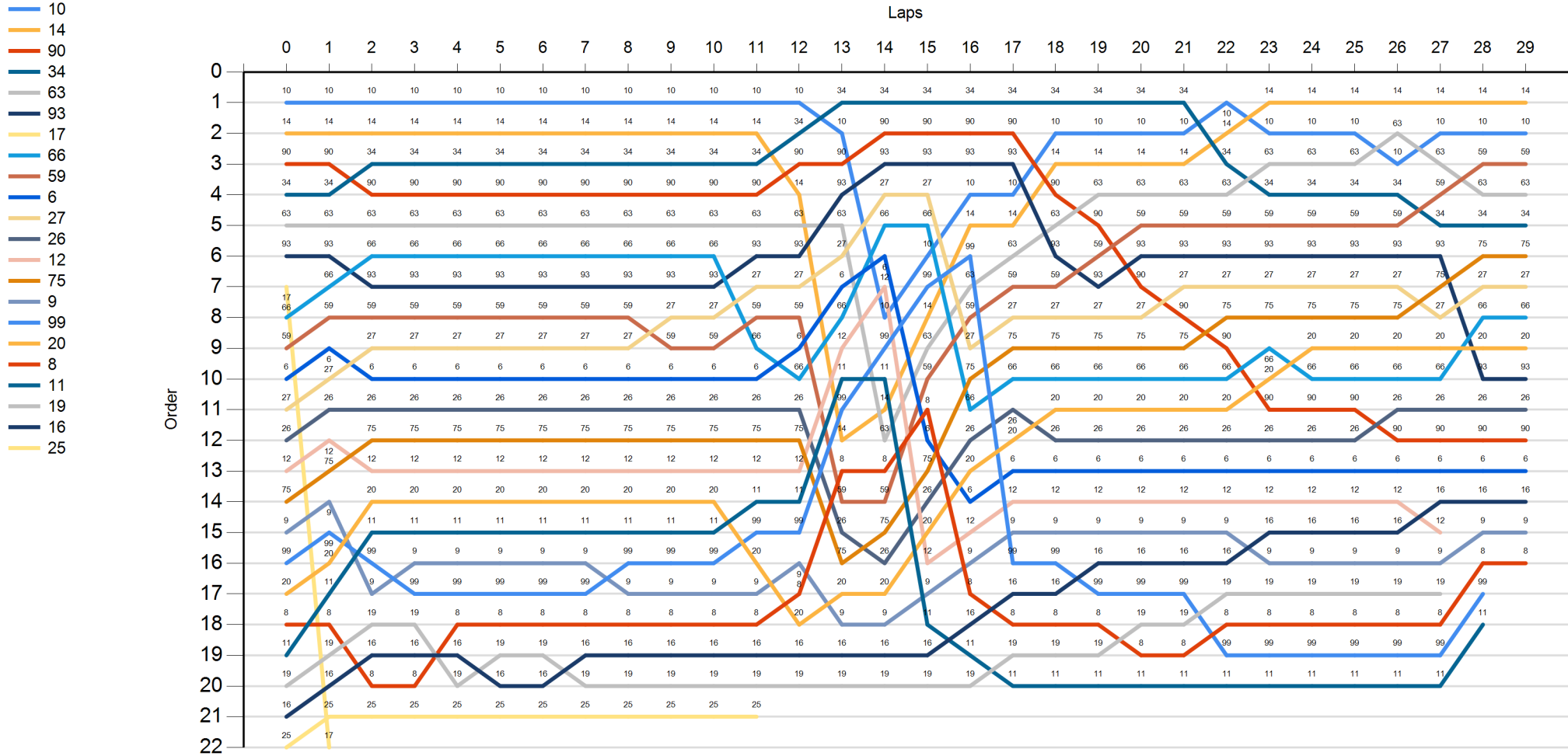
LAP

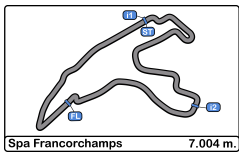
Nr	Po	Grid	1	2	3	4	5	6	7	8	9	10	11	12	13	14	15	16	17	18	19	20	21	22	23	24	25	26	27	28	29	
10	1	10	10	10	10	10	10	10	10	10	10	10	10	10	34	34	34	34	34	34	34	34	10	14	14	14	14	14	14	14		
14	2	14	14	14	14	14	14	14	14	14	14	14	14	34	10	90	90	90	90	10	10	10	10	14	10	10	10	63	10	10	10	
90	3	90	90	34	34	34	34	34	34	34	34	34	34	90	90	93	93	93	93	14	14	14	14	34	63	63	63	10	63	59	59	
34	4	34	34	90	90	90	90	90	90	90	90	90	90	14	93	27	27	10	10	90	63	63	63	63	34	34	34	34	59	63	63	
63	5	63	63	63	63	63	63	63	63	63	63	63	63	63	63	66	66	14	14	63	90	59	59	59	59	59	59	59	34	34	34	
93	6	93	93	66	66	66	66	66	66	66	66	66	93	93	27	6	10	99	63	93	59	93	93	93	93	93	93	93	93	75	75	
17	7	17	66	93	93	93	93	93	93	93	93	93	27	27	6	12	99	63	59	59	93	90	27	27	27	27	27	27	75	27	27	
66	8	66	59	59	59	59	59	59	59	59	59	27	27	59	59	66	10	14	59	27	27	27	27	90	75	75	75	75	75	27	66	66
59	9	59	6	27	27	27	27	27	27	27	27	59	59	66	6	12	99	63	27	75	75	75	75	75	90	66	20	20	20	20	20	20
6	10	6	27	6	6	6	6	6	6	6	6	6	6	66	11	11	59	75	66	66	66	66	66	66	20	66	66	66	66	93	93	
27	11	27	26	26	26	26	26	26	26	26	26	26	26	26	99	14	8	66	26	20	20	20	20	20	90	90	90	26	26	26	26	
26	12	26	12	75	75	75	75	75	75	75	75	75	75	75	14	63	6	26	20	26	26	26	26	26	26	26	26	90	90	90	90	
12	13	12	75	12	12	12	12	12	12	12	12	12	12	12	8	8	75	20	6	6	6	6	6	6	6	6	6	6	6	6	6	
75	14	75	9	20	20	20	20	20	20	20	20	20	11	11	59	59	26	6	12	12	12	12	12	12	12	12	12	12	16	16	16	
9	15	9	99	11	11	11	11	11	11	11	11	11	11	99	99	26	75	20	12	9	9	9	9	9	9	16	16	16	16	12	9	9
99	16	99	20	99	9	9	9	9	9	99	99	99	20	9	75	26	12	9	99	99	16	16	16	16	9	9	9	9	9	8	8	
20	17	20	11	9	99	99	99	99	99	9	9	9	9	8	20	20	9	8	16	16	99	99	99	19	19	19	19	19	19	19	99	
8	18	8	8	19	19	8	8	8	8	8	8	8	8	20	9	9	11	16	8	8	8	19	19	8	8	8	8	8	8	8	11	
11	19	11	19	16	16	16	19	19	16	16	16	16	16	16	16	16	16	11	19	19	19	8	8	99	99	99	99	99	99			
19	20	19	16	8	8	19	16	16	19	19	19	19	19	19	19	19	19	19	11	11	11	11	11	11	11	11	11	11	11			
16	21	16	25	25	25	25	25	25	25	25	25	25	25																			
25	22	25	17																													





Spa Francorchamps
International GT Open
Race - 1
Graphic Lap Chart



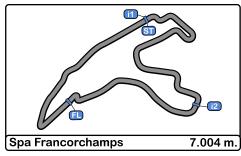


Spa Francorchamps
International GT Open
Race - 1
Pit Stop Analysis



Nr.	In Day Time	Entrant/Team	Nat	Driver 1	Nat	Status	Driver 2	Nat	Status	Vehicle	Cat	In Time	Stop N°	Pit Time	Handicap	Penalty
20	17:11:25.013	SPS Automotive Performance	DEU	Valentin Pierburg	DEU		Tom Onslow-Cole	GBR		Mercedes AMG GT3	PROAM	28:14.524	1	1:16.235	1:15	
16	17:11:57.470	Teo Martín Motorsport	ESP	Marcelo Hahn	BRA		Ben Barnicoat	GBR		McLaren 720 s	PROAM	28:46.982	1	1:41.967	1:15	
19	17:12:10.994	Raton Racing by Target	ITA	Jiatong Liang	CHN		Raffaele Giammaria	ITA		Lamborghini Huracan GT3	PROAM	29:00.506	1	1:31.515	1:30	
14	17:12:46.297	Emil Frey Racing	CHE	Norbert Siedler	AUT		Mikaël Grenier	CAN		Lamborghini Huracan GT3	PRO	29:35.809	1	1:30.484	1:30	
59	17:13:13.028	Teo Martín Motorsport	ESP	Martin Kodrić	HRV		Henrique Chaves	PRT		McLaren 720 s	PRO	30:02.540	1	1:17.258	1:15	
26	17:13:26.134	Lazarus Racing	ITA	Eliseo Martínez	ESP		Fabio Onidi	ITA		Lamborghini Huracan GT3	PRO	30:15.646	1	1:16.533	1:15	
75	17:13:29.764	Rowe Racing / SunEnergy1	DEU	Kenny Habul	AUS		Thomas Jäger	DEU		Mercedes AMG GT3	PROAM	30:19.276	1	1:16.368	1:15	
9	17:13:57.938	Antonelli MotorSport	ITA	Davide Roda	ITA					Mercedes AMG GT3	AM	30:47.450	1	1:21.565	1:20	
10	17:15:03.474	SPS Automotive Performance	DEU	Miguel Ramos	PRT		Fabrizio Crestani	ITA		Mercedes AMG GT3	PRO	31:52.986	1	1:17.290	1:15	
63	17:15:12.344	Emil Frey Racing	CHE	Albert Costa	ESP		Giacomo Altoè	ITA		Lamborghini Huracan GT3	PRO	32:01.855	1	1:30.680	1:30	
6	17:18:02.789	Antonelli MotorSport	ITA	Daniel Zampieri	ITA		Michael Meadows	GBR		Mercedes AMG GT3	PRO	34:52.301	1	1:17.072	1:15	
12	17:18:30.075	Ombra Racing	ITA	Federico Leo	ITA		Najiy Razak	MYS		Lamborghini Huracan GT3	PRO	35:19.586	1	1:30.018	1:15	
11	17:18:43.546	GetSpeed Performance	DEU	Janine Hill	GBR		John Shoffner	USA		Mercedes AMG GT3	AM	35:33.057	1	1:36.049	1:15	
27	17:20:14.193	Lazarus Racing	ITA	Nicola De Marco	ITA		Nicolas Pohler	DEU		Lamborghini Huracan GT3	PRO	37:03.704	1	1:15.325	1:15	
66	17:20:27.373	Vincenzo Sospiri Racing	ITA	Kang Ling	CHN		Frederik Schandorff	DNK		Lamborghini Huracan GT3	PROAM	37:16.885	2	1:26.842	1:25	
8	17:21:24.984	Antonelli MotorSport	ITA	Giuseppe Cipriani	ITA					Mercedes AMG GT3	AM	38:14.496	1	1:20.230	1:20	
99	17:23:29.218	Sports and You	PRT	António Coimbra	PRT		Luis Silva	PRT		Mercedes AMG GT3	AM	40:18.729	1	1:18.377	1:15	
34	17:24:24.002	Imperiale Racing	ITA	Adrian Amstutz	CHE		Patrick Kujala	FIN		Lamborghini Huracan GT3	PROAM	41:13.514	1	1:15.573	1:15	
90	17:24:33.589	Raton Racing by Target	ITA	Alberto Di Folco	ITA		Christoph Lenz	CHE		Lamborghini Huracan GT3	PROAM	41:23.101	1	1:16.086	1:15	
93	17:24:39.370	Spirit of Race / Tempesta Racing	GBR	Christopher Froggatt	GBR		Edward Cheever III	ITA		Ferrari 488 GT3	PROAM	41:28.882	1	1:20.522	1:20	

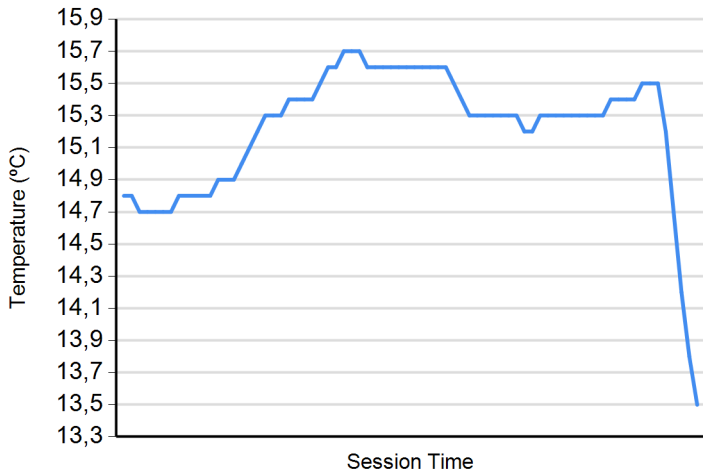




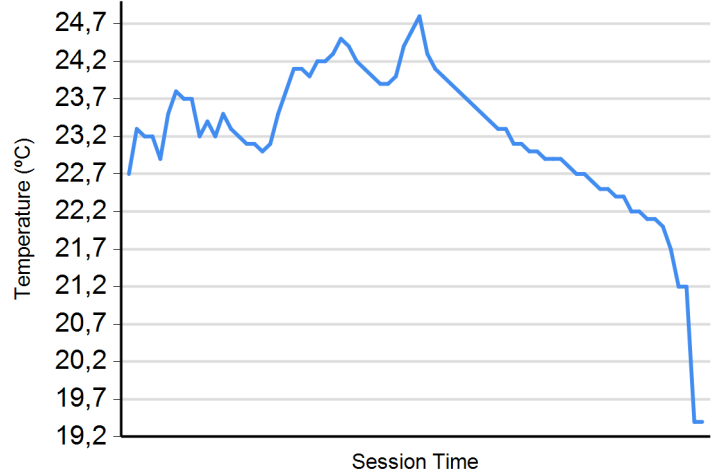
Spa Francorchamps
International GT Open
Race - 1
Weather Report



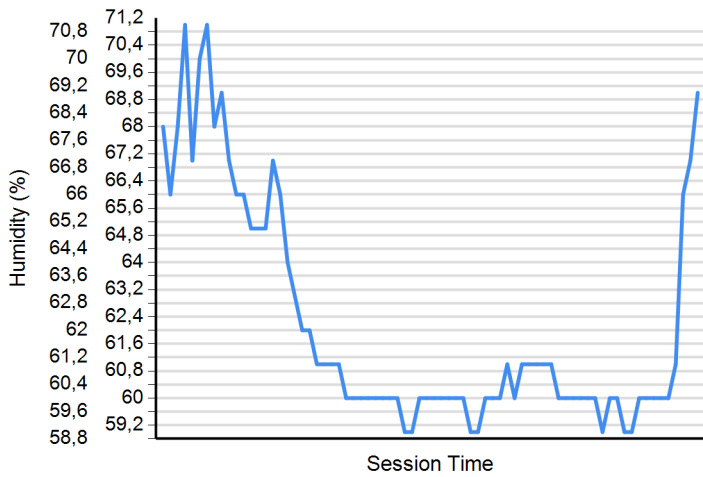
Air Temperature



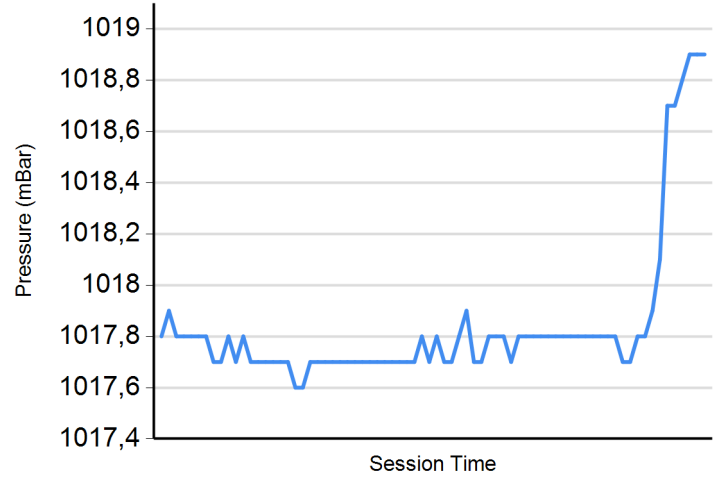
Track Temperature



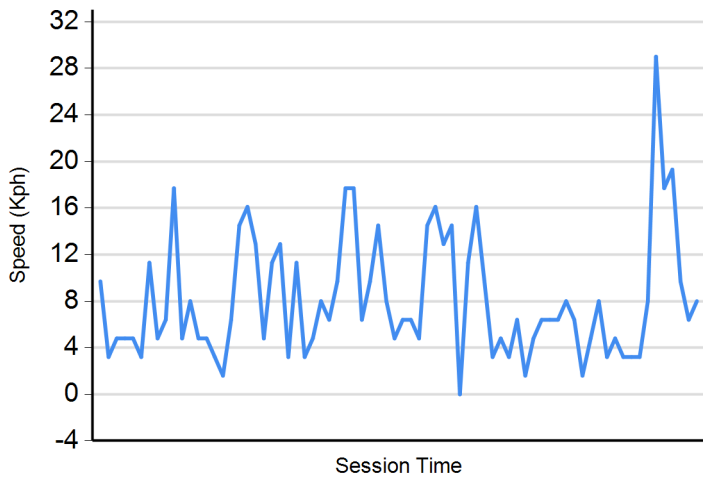
Humidity



Pressure



Wind Speed



Wind direction

North = 0°/360° Est = 90° South = 180° West = 270°

