

**Red Bull Ring**  
**International GT Open**  
**Free Practice - 3 -bronce drivers-**  
**Provisional Results**



Cls	Nº	Entrant/Team	Nat	Driver 1	Nat	Driver 2	Nat	Vehicle	Cat	Cls	Laps	Best	Time	Gap	Interval	Km/h
1	10	SPS Automotive Performance	DEU	Miguel Ramos	PRT	Fabrizio Crestani	ITA	Mercedes AMG GT3	PRO	1	24	23	1:29.470			173.7
2	25	HTP Motorsport	DEU	Alexander Hrachowina	AUT	Martin Konrad	AUT	Mercedes AMG GT3	AM	1	20	19	1:29.658	0.188	0.188	173.3
3	96	Optimum Motorsport	GBR	Oliver Wilkinson	GBR	Jonny Adam	GBR	Aston Martin GT3 AMR MY2019	PRO	2	23	14	1:30.119	0.649	0.461	172.4
4	20	SPS Automotive Performance	DEU	Valentin Pierburg	DEU	Tom Onslow-Cole	GBR	Mercedes AMG GT3	PROAM	1	19	16	1:30.204	0.734	0.085	172.3
5	8	Antonelli MotorSport	ITA	Giuseppe Cipriani	ITA			Mercedes AMG GT3	AM	2	24	20	1:30.229	0.759	0.025	172.2
6	75	Rowe Racing / SunEnergy1 Racing	AUS	Kenny Habul	AUS	Thomas Jäger	DEU	Mercedes AMG GT3	PROAM	2	21	16	1:30.260	0.790	0.031	172.2
7	66	Vincenzo Sospiri Racing	ITA	Frederik Schandorff	DNK	Toumas Tujula	FIN	Lamborghini Huracan GT3 EVO	PROAM	3	19	11	1:30.316	0.846	0.056	172.1
8	16	Teo Martín Motorsport	ESP	Marcelo Hahn	BRA	Allam Khodair	BRA	McLaren 720 s	PROAM	4	21	16	1:30.344	0.874	0.028	172.0
9	9	Antonelli MotorSport	ITA	Davide Roda	ITA			Mercedes AMG GT3	AM	3	23	10	1:30.372	0.902	0.028	172.0
10	77	Olimp Racing	POL	Marcin Jedlinski	POL	Mateusz Lisowski	POL	Audi R8 LMS EVO	PROAM	5	22	15	1:30.391	0.921	0.019	171.9
11	19	Raton Racing by Target	ITA	Jiatong Liang	CHN	Raffaele Giammaria	ITA	Lamborghini Huracan GT3 EVO	PROAM	6	21	19	1:30.445	0.975	0.054	171.8
12	3	Senkyr Motorsport	CZE	Beitske Visser	NLD	Richard Gonda	SVK	BMW M6 GT3	PROAM	7	15	14	1:30.570	1.100	0.125	171.6
13	93	Spirit of Race / Tempesta Racing	GBR	Christopher Froggatt	GBR	Edward Cheever III	ITA	Ferrari 488 GT3	PROAM	8	19	7	1:31.183	1.713	0.613	170.4
14	5	Olimp Racing	POL	Stanislaw Jedlinski	POL			Mercedes AMG GT3	AM	4	8	2	1:34.977	5.507	3.794	163.6

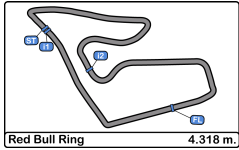
CAR 93 TIME 1:32.705 DELETED TRACK LIMITS AT T 9  
 CAR 10 TIME 1:33.684 DELETED TRACK LIMITS AT T 1  
 CAR 8 TIME 1:33.076 DELETED TRACK LIMITS AT T 1  
 CAR 5 TIME 1:38.461 DELETED TRACK LIMITS AT T 1  
 CAR 93 TIME 1:31.104 DELETED TRACK LIMITS AT T 9  
 CAR 8 TIME 1:31.264 DELETED TRACK LIMITS AT T 1  
 CAR 10 TIME 1:33.193 DELETED TRACK LIMITS AT T 1  
 CAR 93 TIME 1:31.352 DELETED TRACK LIMITS AT T 1  
 CAR 8 TIME 1:30.984 DELETED TRACK LIMITS AT T 1  
 CAR 10 TIME 1:30.961 DELETED TRACK LIMITS AT T 1 AND 9  
 CAR 8 TIME 1:32.565 DELETED TRACK LIMITS AT T 1 - TIME 1:30.735 DELETED TRACK LIMITS AT T 1 - TIME 1:30.596 DELETED TRACK LIMITS AT T 9 - TIME 1:30.075 DELETED TRACK LIMITS AT T 1 AND 9  
 CAR 10 TIME 1:30.962 DELETED TRACK LIMITS AT T 9  
 CAR 10 TIME 1:30.900 DELETED TRACK LIMITS AT T 1  
 CAR 16 TIME 1:31.373 DELETED TRACK LIMITS AT T 9  
 CAR 19 TIME 1:31.088 DELETED TRACK LIMITS AT T 9  
 CAR 75 TIME 1:30.014 DELETED TRACK LIMITS AT T 1  
 CAR 66 TIME 1:30.495 DELETED TRACK LIMITS AT T 9  
 CAR 77 TIME 1:30.540 DELETED TRACK LIMITS AT T 1  
 CAR 20 TIME 1:36.502 DELETED TRACK LIMITS AT T 1  
 CAR 10 TIME 1:29.926 DELETED TRACK LIMITS AT T 1  
 CAR 10 TIME 1:29.687 DELETED TRACK LIMITS AT T 1  
 CAR 20 TIME 1:30.569 DELETED TRACK LIMITS AT T 9  
 CAR 93 TIME 1:30.985 DELETED TRACK LIMITS AT T 9  
 CAR 93 TIME 1:31.946 DELETED TRACK LIMITS AT T 1  
 CAR16 TIME 1:30.491 DELETED TRACK LIMITS AT T 9  
 CAR 19 TIME 1:30.501 DELETED TRACK LIMITS AT T 9

Published at:.....

Track Temp: 26.5 °C Air Temp: 19.8 °C Humidity: 58 % Track Status: DRY

Stewards:	Race Director:	Timekeeper: 
-----------	----------------	---






**Red Bull Ring**  
**International GT Open**  
**Free Practice - 3 -bronce drivers-**  
**Provisional Results by Class**



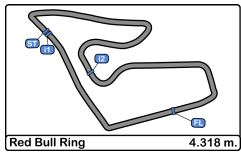
Cls	Nº	Entrant/Team	Nat	Driver 1	Nat	Status	Driver 2	Nat	Status	Vehicle	Cat	Cls	Laps	Best	Time	Gap	Interval	Km/h	
<b>PRO</b>																			
1	10	SPS Automotive Performance	GER	Miguel Ramos	GER		Fabrizio Crestani	ITA		Mercedes AMG GT3	PRO	1	24	23	1:29.470			173.7	
2	96	Optimum Motorsport	GBR	Oliver Wilkinson	GBR		Jonny Adam	GBR		Aston Martin GT3 AMR MY2019	PRO	2	23	14	1:30.119	0.649	0.649	172.4	
<b>PROAM</b>																			
1	20	SPS Automotive Performance	DEU	Valentin Pierburg	DEU		Tom Onslow-Cole	GBR		Mercedes AMG GT3	PROAM	1	19	16	1:30.204			172.3	
2	75	Rowe Racing / SunEnergy1 Racing	DEU	Kenny Habul	AUS		Thomas Jäger	DEU		Mercedes AMG GT3	PROAM	2	21	16	1:30.260	0.056	0.056	172.2	
3	66	Vincenzo Sospiri Racing	ITA	Frederik Schandorff	DNK		Toumas Tujula	FIN		Lamborghini Huracan GT3 EVO	PROAM	3	19	11	1:30.316	0.112	0.056	172.1	
4	16	Teo Martín Motorsport	ESP	Marcelo Hahn	BRA		Allam Khodair	BRA		McLaren 720 s	PROAM	4	21	16	1:30.344	0.140	0.028	172.0	
5	77	Olimp Racing	POL	Marcin Jedlinski	POL		Mateusz Lisowski	POL		Audi R8 LMS EVO	PROAM	5	22	15	1:30.391	0.187	0.047	171.9	
6	19	Raton Racing by Target	ITA	Jiatong Liang	CHN		Raffaele Giammaria	ITA		Lamborghini Huracan GT3 EVO	PROAM	6	21	19	1:30.445	0.241	0.054	171.8	
7	3	Senkyr Motorsport	CZE	Beitske Visser	NLD		Richard Gonda	SVK		BMW M6 GT3	PROAM	7	15	14	1:30.570	0.366	0.125	171.6	
8	93	Spirit of Race / Tempesta Racing	GBR	Christopher Froggatt	GBR		Edward Cheever III	ITA		Ferrari 488 GT3	PROAM	8	19	7	1:31.183	0.979	0.613	170.4	
<b>AM</b>																			
1	25	HTP Motorsport	DEU	Alexander Hrachowina	AUT		Martin Konrad	AUT		Mercedes AMG GT3	AM	1	20	19	1:29.658			173.3	
2	8	Antonelli MotorSport	ITA	Giuseppe Cipriani	ITA					Mercedes AMG GT3	AM	2	24	20	1:30.229	0.571	0.571	172.2	
3	9	Antonelli MotorSport	ITA	Davide Roda	ITA					Mercedes AMG GT3	AM	3	23	10	1:30.372	0.714	0.143	172.0	
4	5	Olimp Racing	POL	Stanislaw Jedlinski	POL					Mercedes AMG GT3	AM	4	8	2	1:34.977	5.319	4.605	163.6	

Published at:.....

Track Temp: 26.5 °C    Air Temp: 19.8 °C    Humidity: 58 %    Track Status: DRY

<b>Stewards:</b>	<b>Race Director:</b>	<b>Timekeeper:</b> 
------------------	-----------------------	--





**Red Bull Ring**  
**International GT Open**  
**Free Practice - 3 -bronce drivers-**  
**Lap Analysis**

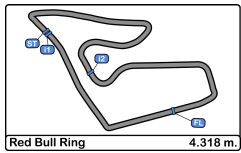


3							9						
1 Beitske Visser			BMW M6 GT3				1 Davide Roda			Mercedes AMG GT3			
PROAM			2 Richard Gonda				Senkyr Motorsport			AM			
Lap D	Time	Sector 1	Sector 2	Sector 3	T. Spd	Elapsed	Lap D	Time	Sector 1	Sector 2	Sector 3	T. Spd	Elapsed
1	18:17:11.599	18:15:59.637	43.295	28.667	221.3	18:17:11.599	1	18:19:35.561	18:18:25.179	41.902	28.480	226.4	18:19:35.561
2	1:32.806	23.160	41.317	28.329	234.7	18:18:44.405	2	1:31.548	23.030	40.772	27.746	231.2	18:21:07.109
3	1:32.268	22.867	41.088	28.313	228.3	18:20:16.673	3	1:30.987	22.615	40.635	27.737	233.2	18:22:38.096
4	1:31.906	22.772	41.026	28.108	232.2	18:21:48.579	4	1:31.343	22.601	40.795	27.947	234.2	18:24:09.439
5	1:31.632	22.746	40.845	28.041	231.2	18:23:20.211	5	1:30.547	22.569	40.352	27.626	233.7	18:25:39.986
6	1:37.017 P	22.719	40.815	33.483	231.7	18:24:57.228	6	1:30.882	22.478	40.435	27.969	234.2	18:27:10.868
7	8:46.521	7:35.278	42.727	28.516	203.0	18:33:43.749	7	1:30.554	22.479	40.449	27.626	233.2	18:28:41.422
8	1:33.477	23.225	41.763	28.489	215.1	18:35:17.226	8	1:30.704	22.630	40.425	27.649	235.2	18:30:12.126
9	1:31.349	22.702	40.714	27.933	231.2	18:36:48.575	9	1:30.742	22.531	40.521	27.690	234.7	18:31:42.868
10	1:31.268	22.697	40.647	27.924	232.7	18:38:19.843	10	1:30.372	22.505	40.288	27.579	236.3	18:33:13.240
11	1:30.900	22.579	40.574	27.747	234.2	18:39:50.743	11	1:30.755	22.537	40.760	27.458	235.2	18:34:43.995
12	1:30.824	22.527	40.484	27.813	234.7	18:41:21.567	12	1:47.092	22.607	40.631	43.854	234.7	18:36:31.087
13	1:30.940	22.634	40.488	27.818	235.8	18:42:52.507	13	1:37.463 P	23.123	41.072	33.268	233.2	18:38:08.550
14	1:30.570	22.503	40.311	27.756	233.2	18:44:23.077	14	2:39.134	1:30.863	40.647	27.624	231.2	18:40:47.684
15	1:37.357 P	22.476	40.757	34.124	235.2	18:46:00.434	15	1:30.836	22.447	40.825	27.564	236.3	18:42:18.520

5							10						
1 Stanislaw Jedlinski			Mercedes AMG GT3				1 Miguel Ramos			Mercedes AMG GT3			
AM			2				PRO			2 Fabrizio Crestani			
			Olimp Racing							SPS Automotive Performance			
Lap D	Time	Sector 1	Sector 2	Sector 3	T. Spd	Elapsed	Lap D	Time	Sector 1	Sector 2	Sector 3	T. Spd	Elapsed
1	18:19:51.721	18:18:38.580	43.271	29.870	220.4	18:19:51.721	1	18:19:57.724	18:18:47.484	41.690	28.550	226.4	18:19:57.724
2	1:34.977	23.583	41.993	29.401	226.4	18:21:26.698	2	1:33.684	22.792	41.036	29.856	233.7	18:21:31.408
3	1:38.464	23.976	42.212	32.273	226.8	18:23:05.159	3	1:37.504	26.131	42.371	29.002	209.3	18:23:08.912
4	1:38.955	25.744	42.808	30.403	228.3	18:24:44.114	4	1:33.193	22.575	42.085	28.533	234.2	18:24:42.105
5	1:38.026	23.521	42.766	31.739	230.2	18:26:22.140	5	1:30.964	22.520	40.540	27.901	233.7	18:26:13.066
6	1:36.943	23.684	42.858	30.401	229.7	18:27:59.083	6	1:30.962	22.536	40.530	27.896	233.7	18:27:44.028
7	1:36.150	23.643	42.583	29.924	229.2	18:29:35.233	7	1:30.900	22.421	40.683	27.796	233.7	18:29:14.928
8	2:03.456 P	25.570	49.235	48.651	198.5	18:31:38.689	8	1:30.696	22.496	40.329	27.871	234.7	18:30:45.624
9							9	1:39.730 P	22.867	41.198	35.665	232.7	18:32:25.354
10							10	3:58.951	2:44.201	45.392	29.358	164.8	18:36:24.305
11							11	1:31.129	22.810	40.383	27.936	233.2	18:37:55.434
12							12	1:30.196	22.459	40.153	27.584	233.7	18:39:25.630
13							13	1:29.926	22.318	40.053	27.555	234.7	18:40:55.556
14							14	1:29.984	22.374	40.119	27.491	234.7	18:42:25.540
15							15	1:29.687	22.253	39.848	27.586	234.7	18:43:55.227
16							16	1:35.176	24.277	42.984	27.915	204.5	18:45:30.403
17							17	1:29.826	22.346	39.896	27.584	234.7	18:47:00.229
18							18	1:30.088	22.442	40.040	27.606	234.7	18:48:30.317
19							19	1:34.844	22.497	44.054	28.293	234.2	18:50:05.161
20							20	1:29.886	22.283	40.177	27.426	234.7	18:51:35.047
21							21	1:31.927	22.312	40.152	29.463	236.3	18:53:06.974
22							22	1:29.765	22.285	39.945	27.535	235.2	18:54:36.739
23							23	1:29.470	22.257	39.944	27.269	234.7	18:56:06.209
24							24	1:44.911 P	23.217	44.599	37.095	194.2	18:57:51.120

8						
1 Giuseppe Cipriani			Mercedes AMG GT3			
AM			2			
			Antonelli MotorSport			
Lap D	Time	Sector 1	Sector 2	Sector 3	T. Spd	Elapsed
1	18:19:24.644	18:18:12.373	42.992	29.279	219.0	18:19:24.644
2	1:32.837	23.134	41.204	28.499	230.7	18:20:57.481
3	1:33.076	22.873	40.520	29.683	231.7	18:22:30.557
4	1:31.264	22.739	40.560	27.965	232.2	18:24:01.821
5	1:30.984	22.727	40.309	27.948	232.2	18:25:32.805
6	1:30.816	22.580	40.381	27.855	232.7	18:27:03.621
7	1:32.565	22.575	41.107	28.883	232.7	18:28:36.186
8	1:31.921	22.711	40.436	28.774	232.7	18:30:08.107
9	1:30.828	22.531	40.201	28.096	233.2	18:31:38.935
10	1:30.692	22.606	40.287	27.799	233.2	18:33:09.627
11	1:30.851	22.564	40.293	27.994	232.2	18:34:40.478
12	1:32.903	22.571	41.033	29.299	232.7	18:36:13.381
13	1:30.997	22.722	40.409	27.866	232.7	18:37:44.378
14	1:30.362	22.572	40.087	27.703	233.2	18:39:14.740
15	1:30.735	22.518	40.284	27.933	233.7	18:40:45.475
16	1:36.432 P	22.643	40.417	33.372	233.7	18:42:21.907
17	3:59.112	2:49.534	41.346	28.232	229.7	18:46:21.019
18	1:30.887	22.627	40.411	27.849	232.7	18:47:51.906
19	1:30.419	22.548	40.102	27.769	232.7	18:49:22.325
20	1:30.229	22.511	40.041	27.677	232.7	18:50:52.554
21	1:30.696	22.454	40.279	27.863	234.2	18:52:23.150
22	1:32.541	22.534	40.152	29.855	235.2	18:53:55.691
23	1:30.075	22.432	39.967	27.676	234.2	18:55:25.766
24	1:45.490 P	23.003	44.583	37.904	224.5	18:57:11.256





**Red Bull Ring**  
**International GT Open**  
**Free Practice - 3 -bronce drivers-**  
**Lap Analysis**



16

1 Marcelo Hahn McLaren 720 s  
 2 Allam Khodair Teo Martin Motorsport

Lap	D	Time	Sector 1	Sector 2	Sector 3	T. Spd	Elapsed
1		18:21:29.336	18:20:19.311	41.632	28.393	227.3	18:21:29.336
2		1:34.401	23.076	41.081	30.244	233.2	18:23:03.737
3		1:31.945	22.798	40.724	28.423	232.7	18:24:35.682
4		1:31.871	22.827	40.822	28.222	233.2	18:26:07.553
5		1:31.619	22.808	40.445	28.366	234.2	18:27:39.172
6		<del>1:31.373</del>	22.609	40.711	28.053	234.2	18:29:10.545
7		1:31.403	22.449	40.872	28.082	235.8	18:30:41.948
8		1:31.162	22.599	40.498	28.065	235.8	18:32:13.110
9		1:30.923	22.479	40.387	28.057	236.3	18:33:44.033
10		1:43.656 P	22.769	40.646	40.241	235.2	18:35:27.689
11		6:36.804	5:26.467	42.555	27.782	216.0	18:42:04.493
12		1:31.005	22.772	40.513	27.720	233.2	18:43:35.498
13		1:31.242	22.588	40.811	27.843	234.2	18:45:06.740
14		1:30.667	22.504	40.404	27.759	235.2	18:46:37.407
15		<del>1:30.494</del>	22.564	40.291	27.636	234.7	18:48:07.898
16		1:30.344	22.404	40.334	27.606	236.3	18:49:38.242
17		1:38.892	22.474	46.025	30.393	235.8	18:51:17.134
18		1:30.769	22.516	40.423	27.830	235.2	18:52:47.903
19		1:30.999	22.495	40.590	27.914	236.3	18:54:18.902
20		1:31.523	22.615	40.514	28.394	235.2	18:55:50.425
21		1:52.556 P	24.384	44.769	43.403	201.8	18:57:42.981

20

1 Valentin Pierburg Mercedes AMG GT3  
 2 Tom Onslow-Cole SPS Automotive Performance

Lap	D	Time	Sector 1	Sector 2	Sector 3	T. Spd	Elapsed
1		18:18:48.586	18:17:36.091	43.363	29.132	196.7	18:18:48.586
2		1:32.421	22.888	41.142	28.391	231.7	18:20:21.007
3		1:32.249	22.750	40.972	28.527	232.7	18:21:53.256
4		1:31.906	22.850	40.782	28.274	232.7	18:23:25.162
5		1:31.616	22.523	40.893	28.200	233.7	18:24:56.778
6		1:38.522 P	22.650	40.719	35.153	232.7	18:26:35.300
7		3:08.113	1:58.042	41.497	28.574	229.7	18:29:43.413
8		1:31.992	22.646	41.296	28.050	233.2	18:31:15.405
9		1:30.981	22.615	40.517	27.849	232.7	18:32:46.386
10		1:30.529	22.486	40.318	27.725	232.2	18:34:16.915
11		1:38.311 P	22.526	40.680	35.105	232.2	18:35:55.226
12		3:03.339	1:54.500	40.720	28.119	229.7	18:38:58.565
13		<del>1:36.502</del>	22.468	44.595	29.439	223.1	18:40:35.067
14		1:32.842	22.483	42.013	28.346	233.2	18:42:07.909
15		<del>1:30.569</del>	22.573	40.343	27.653	233.2	18:43:38.478
16		1:30.204	22.325	40.429	27.450	234.7	18:45:08.682
17		1:30.781	22.332	40.496	27.953	234.7	18:46:39.463
18		2:06.167	56.107	41.601	28.459	222.2	18:48:45.630
19		1:39.419 P	22.681	41.007	35.731	231.7	18:50:25.049

19

1 Jiatong Liang Lamborghini Huracan GT3 EVO  
 2 Raffaele Giammaria Raton Racing by Target

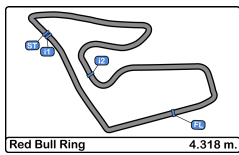
Lap	D	Time	Sector 1	Sector 2	Sector 3	T. Spd	Elapsed
1		18:19:06.136 P	18:17:33.954	51.031	41.151	144.3	18:19:06.136
2		2:48.481	1:35.334	44.015	29.132	164.1	18:21:54.617
3		1:32.202	22.740	40.928	28.534	231.2	18:23:26.819
4		1:32.197	22.849	40.675	28.673	231.2	18:24:59.016
5		1:39.510 P	22.682	40.713	36.115	231.2	18:26:38.526
6		4:13.609	3:03.137	41.738	28.734	213.8	18:30:52.135
7		<del>1:31.088</del>	22.663	40.322	28.103	231.7	18:32:23.223
8		1:31.775	22.690	40.533	28.552	232.2	18:33:54.998
9		1:30.698	22.541	40.183	27.974	232.2	18:35:25.696
10		1:30.555	22.552	40.115	27.888	232.7	18:36:56.251
11		1:41.828 P	22.506	41.549	37.773	233.2	18:38:38.079
12		5:40.506	4:30.752	41.295	28.459	227.3	18:44:18.585
13		1:31.189	22.648	40.441	28.100	231.2	18:45:49.774
14		1:31.517	22.610	40.478	28.429	232.2	18:47:21.291
15		1:31.095	22.714	40.201	28.180	231.7	18:48:52.386
16		1:30.700	22.595	40.133	27.972	232.7	18:50:23.086
17		1:30.648	22.597	40.123	27.928	232.2	18:51:53.734
18		<del>1:30.504</del>	22.490	40.162	27.849	233.2	18:53:24.235
19		1:30.445	22.503	40.021	27.921	232.7	18:54:54.680
20		1:30.681	22.422	40.292	27.967	233.7	18:56:25.361
21		2:01.415 P	27.374	49.295	44.746	156.5	18:58:26.776

25

1 Alexander Hrachowina Mercedes AMG GT3  
 2 Martin Konrad HTP Motorsport

Lap	D	Time	Sector 1	Sector 2	Sector 3	T. Spd	Elapsed
1		18:16:36.841	18:15:27.986	41.001	27.854	227.3	18:16:36.841
2		1:30.482	22.605	40.203	27.674	232.7	18:18:07.323
3		1:30.342	22.511	40.223	27.608	233.7	18:19:37.665
4		1:30.487	22.334	40.309	27.844	235.2	18:21:08.152
5		1:35.600 P	22.601	40.285	32.714	235.8	18:22:43.752
6		5:03.459	3:53.926	41.118	28.415	229.2	18:27:47.211
7		1:31.478	22.559	40.587	28.332	234.7	18:29:18.689
8		1:30.993	22.480	40.399	28.114	235.8	18:30:49.682
9		1:31.439	22.710	40.458	28.271	234.7	18:32:21.121
10		1:31.226	22.565	40.534	28.127	234.7	18:33:52.347
11		1:31.787	22.895	40.543	28.349	233.7	18:35:24.134
12		1:31.425	22.702	40.508	28.215	234.2	18:36:55.559
13		1:43.858 P	22.917	42.300	38.641	200.0	18:38:39.417
14		2:51.865	1:39.918	40.802	31.145	228.8	18:41:31.282
15		1:29.858	22.440	40.001	27.417	234.7	18:43:01.140
16		1:29.667	22.420	39.810	27.437	236.3	18:44:30.807
17		1:29.881	22.361	39.903	27.617	236.3	18:46:00.688
18		1:29.714	22.236	40.028	27.450	237.3	18:47:30.402
19		1:29.658	22.375	39.873	27.410	235.2	18:49:00.060
20		1:34.685 P	22.301	39.771	32.613	236.3	18:50:34.745





**Red Bull Ring**  
**International GT Open**  
**Free Practice - 3 -bronce drivers-**  
**Lap Analysis**



**66**

1 Frederik Schandorff  
 Lamborghini Huracan GT3 EVO  
 PROAM 2 Toumas Tujula  
 Vincenzo Sospiri Racing

**77**

1 Marcin Jedlinski  
 Audi R8 LMS EVO  
 PROAM 2 Mateusz Lisowski  
 Olimp Racing

Lap	D	Time	Sector 1	Sector 2	Sector 3	T. Spd	Elapsed
1		18:26:21.162	18:25:08.859	41.990	30.313	226.8	18:26:21.162
2		1:31.681	22.875	40.710	28.096	232.7	18:27:52.843
3		1:31.217	22.631	40.486	28.100	234.2	18:29:24.060
4		1:32.504	22.622	42.068	27.814	233.7	18:30:56.564
5		1:30.519	22.564	40.254	27.701	234.2	18:32:27.083
6		1:30.837	22.694	40.413	27.730	235.8	18:33:57.920
7		<del>1:30.495</del>	22.627	40.456	<b>27.412</b>	235.2	18:35:28.415
8		1:36.135 P	22.598	40.350	33.187	233.7	18:37:04.550
9		3:26.653	2:17.546	41.384	27.723	229.7	18:40:31.203
10		1:30.488	22.694	40.320	27.474	232.7	18:42:01.691
11		<b>1:30.316</b>	22.599	40.153	27.564	233.2	18:43:32.007
12		1:31.524	<b>22.540</b>	40.198	28.786	233.2	18:45:03.531
13		1:30.670	22.645	40.234	27.791	235.2	18:46:34.201
14		1:35.781 P	22.777	40.277	32.727	234.2	18:48:09.982
15		2:53.506	1:45.375	40.386	27.745	229.7	18:51:03.488
16		1:30.457	22.648	40.227	27.582	234.2	18:52:33.945
17		1:31.220	22.950	40.348	27.922	235.8	18:54:05.165
18		1:30.458	22.597	<b>40.119</b>	27.742	234.7	18:55:35.623
19		1:37.104 P	23.603	40.407	33.094	226.4	18:57:12.727

**75**

1 Kenny Habul  
 Mercedes AMG GT3  
 PROAM 2 Thomas Jäger  
 Rowe Racing / SunEnergy1 Racing

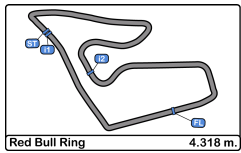
Lap	D	Time	Sector 1	Sector 2	Sector 3	T. Spd	Elapsed
1		18:17:03.210	18:15:49.123	44.076	30.011	201.1	18:17:03.210
2		1:34.946	23.610	42.494	28.842	222.6	18:18:38.156
3		1:33.555	23.124	41.632	28.799	228.3	18:20:11.711
4		1:32.058	22.838	41.155	28.065	231.7	18:21:43.769
5		1:36.878 P	23.245	41.389	32.244	227.8	18:23:20.647
6		5:24.023	4:14.475	41.353	28.195	226.4	18:28:44.670
7		1:30.436	22.615	40.239	27.582	232.7	18:30:15.106
8		1:30.372	22.680	40.159	27.533	232.7	18:31:45.478
9		1:30.317	22.521	40.421	<b>27.375</b>	234.2	18:33:15.795
10		<del>1:30.044</del>	<b>22.456</b>	40.178	27.380	233.7	18:34:45.809
11		1:31.761	22.494	40.562	28.705	232.7	18:36:17.570
12		1:40.700 P	25.011	42.680	33.009	210.1	18:37:58.270
13		4:44.149	3:35.623	40.704	27.822	227.8	18:42:42.419
14		1:30.408	22.634	40.270	27.504	231.2	18:44:12.827
15		1:30.335	22.659	<b>39.988</b>	27.688	231.7	18:45:43.162
16		<b>1:30.260</b>	22.556	40.137	27.567	232.7	18:47:13.422
17		1:39.711	25.960	43.279	30.472	168.7	18:48:53.133
18		1:30.551	22.507	40.371	27.673	233.7	18:50:23.684
19		1:30.592	22.516	40.198	27.878	234.7	18:51:54.276
20		1:31.055	22.629	40.406	28.020	234.2	18:53:25.331
21		1:45.424 P	25.649	44.723	35.052	166.6	18:55:10.755

**93**

1 Christopher Froggatt  
 Ferrari 488 GT3  
 PROAM 2 Edward Cheever III  
 Spirit of Race / Tempesta Racing

Lap	D	Time	Sector 1	Sector 2	Sector 3	T. Spd	Elapsed
1		18:17:38.844	18:16:26.912	43.124	28.808	169.8	18:17:38.844
2		<del>1:32.705</del>	23.050	41.259	28.396	229.7	18:19:11.549
3		1:31.629	22.616	40.899	28.114	234.2	18:20:43.178
4		<del>1:31.104</del>	22.505	40.662	27.937	235.2	18:22:14.282
5		1:31.423	22.569	40.796	28.058	235.2	18:23:45.705
6		<del>1:31.352</del>	22.478	40.795	28.079	235.2	18:25:17.057
7		<b>1:31.183</b>	22.483	40.683	28.017	230.7	18:26:48.240
8		1:31.258	22.566	40.719	27.973	234.7	18:28:19.498
9		2:02.758 P	22.599	<b>40.611</b>	59.548	234.7	18:30:22.256
10		3:34.488	2:22.490	41.385	30.613	216.0	18:33:56.744
11		1:42.098	23.185	50.338	28.575	233.7	18:35:38.842
12		1:54.682 P	22.758	52.421	39.503	233.2	18:37:33.524
13		3:52.024	2:34.929	48.611	28.484	217.7	18:41:25.548
14		1:31.517	22.631	41.019	27.867	234.2	18:42:57.065
15		<del>1:30.985</del>	22.415	40.916	<b>27.654</b>	235.2	18:44:28.050
16		<del>1:31.946</del>	<b>22.387</b>	40.908	28.651	232.7	18:45:59.996
17		1:32.988	22.405	42.627	27.956	235.8	18:47:32.984
18		1:31.870	22.518	41.388	27.964	234.7	18:49:04.854
19		1:39.669 P	23.168	41.412	35.089	234.7	18:50:44.523





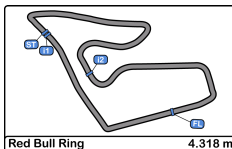
**Red Bull Ring**  
**International GT Open**  
**Free Practice - 3 -bronze drivers-**  
**Lap Analysis**



**96**      1 Oliver Wilkinson      Aston Martin GT3 AMR MY2019  
 PRO      2 Jonny Adam      Optimum Motorsport

Lap	D	Time	Sector 1	Sector 2	Sector 3	T. Spd	Elapsed
1		18:17:19.494	18:16:06.625	43.277	29.592	224.5	18:17:19.494
2		1:35.189	22.982	42.848	29.359	233.7	18:18:54.683
3		1:31.190	22.509	40.526	28.155	234.7	18:20:25.873
4		1:30.944	22.436	40.482	28.026	236.3	18:21:56.817
5		1:36.549	23.181	40.590	32.778	234.7	18:23:33.366
6		1:31.125	22.568	40.629	27.928	235.8	18:25:04.491
7		1:36.035 P	22.555	40.404	33.076	235.8	18:26:40.526
8		4:41.216	3:30.024	40.813	30.379	230.2	18:31:21.742
9		1:31.399	22.807	40.574	28.018	235.2	18:32:53.141
10		1:30.889	22.501	40.444	27.944	236.3	18:34:24.030
11		1:41.503 P	24.404	43.289	33.810	201.4	18:36:05.533
12		3:18.302	2:03.682	42.099	32.521	226.8	18:39:23.835
13		1:30.202	22.387	40.364	<b>27.451</b>	236.3	18:40:54.037
14		<b>1:30.119</b>	22.385	40.196	27.538	236.3	18:42:24.156
15		1:30.672	22.546	40.290	27.836	235.2	18:43:54.828
16		1:30.426	22.726	<b>40.054</b>	27.646	235.8	18:45:25.254
17		1:30.172	22.377	40.112	27.683	237.8	18:46:55.426
18		1:31.099	<b>22.299</b>	40.649	28.151	237.8	18:48:26.525
19		1:34.798	23.296	41.039	30.463	215.1	18:50:01.323
20		1:32.593	22.561	40.433	29.599	235.2	18:51:33.916
21		1:30.768	22.422	40.509	27.837	237.8	18:53:04.684
22		1:34.312	22.554	40.216	31.542	237.3	18:54:38.996
23		1:39.369 P	24.619	41.387	33.363	220.4	18:56:18.365



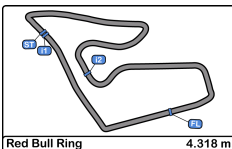


**Red Bull Ring**  
**International GT Open**  
**Free Practice - 3 -bronze drivers-**  
**Best Sectors Results**



Sector - 1				Sector - 2				Sector - 3				Ideal Lap vs Best Lap				
Clas	Nº	Driver	Time	Nº	Driver	Time	Nº	Driver	Time	Clas	Nº	Driver	Ideal Lap	Best Lap	Clas	
1	25	Hrachowina - Konrad	22.236	25	Hrachowina - Konrad	39.771	10	Ramos - Crestani	27.269	1	10	Ramos - Crestani	1:29.370	1:29.470	1	
2	10	Ramos - Crestani	22.253	10	Ramos - Crestani	39.848	75	Habul - Jäger	27.375	2	25	Hrachowina - Konrad	1:29.417	1:29.658	2	
3	9	Davide Roda	22.261	8	Giuseppe Cipriani	39.967	25	Hrachowina - Konrad	27.410	3	96	Wilkinson - Adam	1:29.804	1:30.119	3	
4	96	Wilkinson - Adam	22.299	75	Habul - Jäger	39.988	66	Schandorff - Tujula	27.412	4	75	Habul - Jäger	1:29.819	1:30.260	6	
5	20	Pierburg - Onslow-Cole	22.325	19	Liang - Giammaria	40.021	20	Pierburg - Onslow-Cole	27.450	5	9	Davide Roda	1:30.007	1:30.372	9	
6	93	Froggatt - Cheever III	22.387	96	Wilkinson - Adam	40.054	96	Wilkinson - Adam	27.451	6	66	Schandorff - Tujula	1:30.071	1:30.316	7	
7	16	Hahn - Khodair	22.404	66	Schandorff - Tujula	40.119	9	Davide Roda	27.458	7	8	Giuseppe Cipriani	1:30.075	1:30.229	5	
8	19	Liang - Giammaria	22.422	77	Jedlinski - Lisowski	40.176	77	Jedlinski - Lisowski	27.508	8	20	Pierburg - Onslow-Cole	1:30.093	1:30.204	4	
9	8	Giuseppe Cipriani	22.432	9	Davide Roda	40.288	16	Hahn - Khodair	27.606	9	77	Jedlinski - Lisowski	1:30.162	1:30.391	10	
10	75	Habul - Jäger	22.456	16	Hahn - Khodair	40.291	93	Froggatt - Cheever III	27.654	10	19	Liang - Giammaria	1:30.292	1:30.445	11	
11	3	Visser - Gonda	22.476	3	Visser - Gonda	40.311	8	Giuseppe Cipriani	27.676	11	16	Hahn - Khodair	1:30.301	1:30.344	8	
12	77	Jedlinski - Lisowski	22.478	20	Pierburg - Onslow-Cole	40.318	3	Visser - Gonda	27.747	12	3	Visser - Gonda	1:30.534	1:30.570	12	
13	66	Schandorff - Tujula	22.540	93	Froggatt - Cheever III	40.611	19	Liang - Giammaria	27.849	13	93	Froggatt - Cheever III	1:30.652	1:31.183	13	
14	5	Stanislaw Jedlinski	23.521	5	Stanislaw Jedlinski	41.993	5	Stanislaw Jedlinski	29.401	14	5	Stanislaw Jedlinski	1:34.915	1:34.977	14	





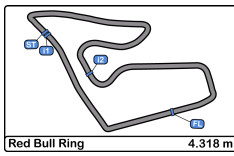
**Red Bull Ring**  
**International GT Open**  
**Free Practice - 3 -bronze drivers-**  
**Best 5 Lap Times**



Cl	N°	Entrant/Team	Nat	Driver 1	Nat	Status	Driver 2	Nat	Status	Vehicle	Cat	Cl	Best 1		Best 2		Best 3		Best 4		Best 5	
													Time	Lap	Time	Lap	Time	Lap	Time	Lap	Time	Lap
1	10	SPS Automotive Performance	DEU	Miguel Ramos	ITA	PRO	Fabrizio Crestani	ITA	PRO	Mercedes AMG GT3	PRO	1	1:29.470	23	1:29.765	22	1:29.826	17	1:29.886	20	1:29.984	14
2	25	HTP Motorsport	DEU	Alexander Hrachowina	ITA	PRO	Martin Konrad	ITA	AM	Mercedes AMG GT3	AM	1	1:29.658	19	1:29.667	16	1:29.714	18	1:29.858	15	1:29.881	17
3	96	Optimum Motorsport	GBR	Oliver Wilkinson	GBR	PRO	Jonny Adam	GBR	PRO	Aston Martin GT3 AMR MY2019	PRO	2	1:30.119	14	1:30.172	17	1:30.202	13	1:30.426	16	1:30.672	15
4	20	SPS Automotive Performance	DEU	Valentin Pierburg	DEU	PROAM	Tom Onslow-Cole	GBR	PROAM	Mercedes AMG GT3	PROAM	1	1:30.204	16	1:30.529	10	1:30.781	17	1:30.981	9	1:31.616	5
5	8	Antonelli MotorSport	ITA	Giuseppe Cipriani	ITA	AM			AM	Mercedes AMG GT3	AM	2	1:30.229	20	1:30.362	14	1:30.419	19	1:30.692	10	1:30.816	6
6	75	Rowe Racing / SunEnergy1 Racing	DEU	Kenny Habul	AUS	PROAM	Thomas Jäger	DEU	PROAM	Mercedes AMG GT3	PROAM	2	1:30.260	16	1:30.317	9	1:30.335	15	1:30.372	8	1:30.408	14
7	66	Vincenzo Sospiri Racing	ITA	Frederik Schandorff	DNK	PROAM	Toumas Tujula	FIN	PROAM	Lamborghini Huracan GT3 EVO	PROAM	3	1:30.316	11	1:30.457	16	1:30.458	18	1:30.488	10	1:30.519	5
8	16	Teo Martín Motorsport	ESP	Marcelo Hahn	BRA	PROAM	Allam Khodair	BRA	PROAM	McLaren 720 s	PROAM	4	1:30.344	16	1:30.667	14	1:30.769	18	1:30.923	9	1:30.999	19
9	9	Antonelli MotorSport	ITA	Davide Roda	ITA	AM			AM	Mercedes AMG GT3	AM	3	1:30.372	10	1:30.547	5	1:30.554	7	1:30.690	22	1:30.704	8
10	77	Olimp Racing	POL	Marcin Jedlinski	POL	PROAM	Mateusz Lisowski	POL	PROAM	Audi R8 LMS EVO	PROAM	5	1:30.391	15	1:30.655	18	1:30.672	19	1:30.688	12	1:30.764	20
11	19	Raton Racing by Target	ITA	Jiatong Liang	CHN	PROAM	Raffaele Giammaria	ITA	PROAM	Lamborghini Huracan GT3 EVO	PROAM	6	1:30.445	19	1:30.555	10	1:30.648	17	1:30.681	20	1:30.698	9
12	3	Senkyr Motorsport	DEU	Beitske Visser	DEU	PROAM	Richard Gonda	BWA	PROAM	BMW M6 GT3	PROAM	7	1:30.570	14	1:30.824	12	1:30.900	11	1:30.940	13	1:31.268	10
13	93	Spirit of Race / Tempesta Racing	GBR	Christopher Froggatt	GBR	PROAM	Edward Cheever III	ITA	PROAM	Ferrari 488 GT3	PROAM	8	1:31.183	7	1:31.258	8	1:31.423	5	1:31.517	14	1:31.629	3
14	5	Olimp Racing	POL	Stanislaw Jedlinski	POL	AM			AM	Mercedes AMG GT3	AM	4	1:34.977	2	1:36.150	7	1:36.943	6	1:38.026	5	1:38.955	4





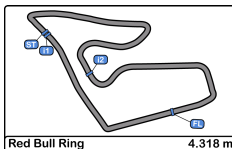


**Red Bull Ring**  
**International GT Open**  
**Free Practice - 3 -bronce drivers-**  
**Best 5 Top Speeds**



Cl	Nº	Entrant/Team	Nat	Driver 1	Nat	Status	Driver 2	Nat	Status	Vehicle	Cat	Cl	Top 1		Top 2		Top 3		Top 4		Top 5		Avg
													Km/h	Lap	Km/h	Lap	Km/h	Lap	Km/h	Lap	Km/h	Lap	
1	96	Optimum Motorsport	GBR	Oliver Wilkinson	GBR		Jonny Adam	GBR		Aston Martin GT3 AMR MY2019	PRO	1	237.8	17	237.8	18	237.8	21	237.3	22	236.3	4	237.4
2	9	Antonelli MotorSport	ITA	Davide Roda	ITA					Mercedes AMG GT3	AM	1	237.3	18	237.3	22	236.8	21	236.8	23	236.3	10	236.9
3	25	HTP Motorsport	DEU	Alexander Hrachowina	AUT		Martin Konrad	AUT		Mercedes AMG GT3	AM	2	237.3	18	236.3	16	236.3	17	236.3	20	235.8	5	236.4
4	10	SPS Automotive Performance	DEU	Miguel Ramos	PRT		Fabrizio Crestani	ITA		Mercedes AMG GT3	PRO	2	236.3	21	235.2	22	234.7	8	234.7	13	234.7	14	235.1
5	16	Teo Martín Motorsport	ESP	Marcelo Hahn	BRA		Allam Khodair	BRA		McLaren 720 s	PROAM	1	236.3	9	236.3	16	236.3	19	235.8	7	235.8	8	236.1
6	3	Senkyr Motorsport	CZE	Beitske Visser	NLD		Richard Gonda	SVK		BMW M6 GT3	PROAM	2	235.8	13	235.2	15	234.7	2	234.7	12	234.2	11	234.9
7	66	Vincenzo Sospiri Racing	ITA	Frederik Schandorff	DNK		Toumas Tujula	FIN		Lamborghini Huracan GT3 EVO	PROAM	3	235.8	6	235.8	17	235.2	7	235.2	13	234.7	18	235.3
8	93	Spirit of Race / Tempesta Racing	GBR	Christopher Froggatt	GBR		Edward Cheever III	ITA		Ferrari 488 GT3	PROAM	4	235.8	17	235.2	4	235.2	5	235.2	6	235.2	15	235.3
9	8	Antonelli MotorSport	ITA	Giuseppe Cipriani	ITA					Mercedes AMG GT3	AM	3	235.2	22	234.2	21	234.2	23	233.7	15	233.7	16	234.2
10	20	SPS Automotive Performance	DEU	Valentin Pierburg	DEU		Tom Onslow-Cole	GBR		Mercedes AMG GT3	PROAM	5	234.7	16	234.7	17	233.7	5	233.2	8	233.2	14	233.9
11	75	Rowe Racing / SunEnergy1 Racing	DEU	Kenny Habul	AUS		Thomas Jäger	DEU		Mercedes AMG GT3	PROAM	6	234.7	19	234.2	9	234.2	20	233.7	10	233.7	18	234.1
12	77	Olimp Racing	POL	Marcin Jedlinski	POL		Mateusz Lisowski	POL		Audi R8 LMS EVO	PROAM	7	234.2	21	233.2	4	233.2	12	233.2	13	233.2	14	233.4
13	19	Raton Racing by Target	ITA	Jiatong Liang	CHN		Raffaele Giammaria	ITA		Lamborghini Huracan GT3 EVO	PROAM	8	233.7	20	233.2	11	233.2	18	232.7	10	232.7	16	233.1
14	5	Olimp Racing	POL	Stanislaw Jedlinski	POL					Mercedes AMG GT3	AM	4	230.2	5	229.7	6	229.2	7	228.3	4	226.8	3	228.9



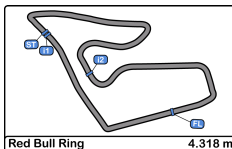


**Red Bull Ring**  
**International GT Open**  
**Free Practice - 3 -bronce drivers-**  
**Fastest Laps Sequence**



Lap	Time of Day	Session Time	Nº	Entrant/Team	Nat	Driver 1	Nat	Status	Driver 2	Nat	Status	Vehicle	Cat	Time	Km/h
2	18:18:07.323	3:07.323	25	HTP Motorsport	DEU	Alexander Hrachowina	DEU	AUT	Martin Konrad	DEU	AUT	Mercedes AMG GT3	AM	1:30.482	171.7
3	18:19:37.665	4:37.665	25	HTP Motorsport	DEU	Alexander Hrachowina	DEU	AUT	Martin Konrad	DEU	AUT	Mercedes AMG GT3	AM	1:30.342	172.0
9	18:33:15.795	18:15.795	75	Rowe Racing / SunEnergy1 Racing	DEU	Kenny Habul	AUS	AUS	Thomas Jäger	DEU	DEU	Mercedes AMG GT3	PROAM	1:30.317	172.1
12	18:39:25.630	24:25.630	10	SPS Automotive Performance	DEU	Miguel Ramos	PRT	PRT	Fabrizio Crestani	ITA	ITA	Mercedes AMG GT3	PRO	1:30.196	172.3
14	18:42:24.156	27:24.156	96	Optimum Motorsport	GBR	Oliver Wilkinson	GBR	GBR	Jonny Adam	GBR	GBR	Aston Martin GT3 AMR MY2019	PRO	1:30.119	172.4
14	18:42:25.540	27:25.540	10	SPS Automotive Performance	DEU	Miguel Ramos	PRT	PRT	Fabrizio Crestani	ITA	ITA	Mercedes AMG GT3	PRO	1:29.984	172.7
15	18:43:01.140	28:01.140	25	HTP Motorsport	DEU	Alexander Hrachowina	DEU	AUT	Martin Konrad	DEU	AUT	Mercedes AMG GT3	AM	1:29.858	172.9
16	18:44:30.807	29:30.807	25	HTP Motorsport	DEU	Alexander Hrachowina	DEU	AUT	Martin Konrad	DEU	AUT	Mercedes AMG GT3	AM	1:29.667	173.3
19	18:49:00.060	34:00.060	25	HTP Motorsport	DEU	Alexander Hrachowina	DEU	AUT	Martin Konrad	DEU	AUT	Mercedes AMG GT3	AM	1:29.658	173.3
23	18:56:06.209	41:06.209	10	SPS Automotive Performance	DEU	Miguel Ramos	PRT	PRT	Fabrizio Crestani	ITA	ITA	Mercedes AMG GT3	PRO	1:29.470	173.7





**Red Bull Ring**  
**International GT Open**  
**Free Practice - 3 -bronze drivers-**  
**Event Best Maximum Speed**



Nº	Entrant/Team	Nat	Driver 1	Nat	Status	Driver 2	Nat	Status	Vehicle	Cat	Km/h	Session
3	Senkyr Motorsport	CZE	Beitske Visser	NLD		Richard Gonda	SVK		BMW M6 GT3	PROAM	241.6	Free Practice - 1
26	Lazarus Racing	ITA	Eliseo Martínez	ESP		Fabio Onidi	ITA		Lamborghini Huracan GT3	PRO	241.0	Free Practice - 2
59	Teo Martín Motorsport	ESP	Martin Kodrić	HRV		Henrique Chaves	PRT		McLaren 720 s	PRO	240.0	Free Practice - 1
93	Spirit of Race / Tempesta Racing	GBR	Christopher Froggatt	GBR		Edward Cheever III	ITA		Ferrari 488 GT3	PROAM	240.0	Free Practice - 1
96	Optimum Motorsport	GBR	Oliver Wilkinson	GBR		Jonny Adam	GBR		Aston Martin GT3 AMR MY2019	PRO	239.4	Free Practice - 1
6	Antonelli MotorSport	ITA	Daniel Zampieri	ITA		Alessio Rovera	ITA		Mercedes AMG GT3	PRO	239.4	Free Practice - 1
9	Antonelli MotorSport	ITA	Davide Roda	ITA					Mercedes AMG GT3	AM	238.9	Free Practice - 1
66	Vincenzo Sospiri Racing	ITA	Frederik Schandorff	DNK		Toumas Tujula	FIN		Lamborghini Huracan GT3 EVO	PROAM	238.4	Free Practice - 1
25	HTP Motorsport	DEU	Alexander Hrachowina	AUT		Martin Konrad	AUT		Mercedes AMG GT3	AM	237.8	Free Practice - 1
16	Teo Martín Motorsport	ESP	Marcelo Hahn	BRA		Allam Khodair	BRA		McLaren 720 s	PROAM	237.8	Free Practice - 1
63	Emil Frey Racing	CHE	Albert Costa	ESP		Giacomo Altoè	ITA		Lamborghini Huracan GT3 EVO	PRO	237.8	Free Practice - 1
77	Olimp Racing	POL	Marcin Jedlinski	POL		Mateusz Lisowski	POL		Audi R8 LMS EVO	PROAM	237.3	Free Practice - 1
14	Emil Frey Racing	CHE	Norbert Siedler	AUT		Mikaël Grenier	CAN		Lamborghini Huracan GT3 EVO	PRO	236.8	Free Practice - 1
10	SPS Automotive Performance	DEU	Miguel Ramos	PRT		Fabrizio Crestani	ITA		Mercedes AMG GT3	PRO	236.8	Free Practice - 1
17	Teo Martín Motorsport	ESP	Fran Rueda	ESP		Andrés Saravía	GTM		McLaren 720 s	PRO	236.8	Free Practice - 1
27	Lazarus Racing	ITA	Nicola De Marco	ITA		Nicolas Pohler	DEU		Lamborghini Huracan GT3 EVO	PRO	236.8	Free Practice - 1
20	SPS Automotive Performance	DEU	Valentin Pierburg	DEU		Tom Onslow-Cole	GBR		Mercedes AMG GT3	PROAM	236.3	Free Practice - 1
75	Rowe Racing / SunEnergy1 Racing	DEU	Kenny Habul	AUS		Thomas Jäger	DEU		Mercedes AMG GT3	PROAM	235.8	Free Practice - 1
8	Antonelli MotorSport	ITA	Giuseppe Cipriani	ITA					Mercedes AMG GT3	AM	235.8	Free Practice - 2
19	Raton Racing by Target	ITA	Jiatong Liang	CHN		Raffaele Giammaria	ITA		Lamborghini Huracan GT3 EVO	PROAM	235.2	Free Practice - 1
5	Olimp Racing	POL	Stanislaw Jedlinski	POL					Mercedes AMG GT3	AM	232.7	Free Practice - 1





**Red Bull Ring**  
**International GT Open**  
**Free Practice - 3 -bronce drivers-**  
**Pit Stop Analysis**



<b>3</b>	Beitske Visser	PROAM	Senkyr Motorsport
	Richard Gonda		BMW M6 GT3

Nr.	In Day Time	In Time	Out Time	Pit Time	T. Pit Time	Handicap	Penalty
1	18:24:52.675	18:24:52.675	18:32:08.277	7:15.602	7:15.602		

<b>8</b>	Giuseppe Cipriani	AM	Antonelli MotorSport
			Mercedes AMG GT3

Nr.	In Day Time	In Time	Out Time	Pit Time	T. Pit Time	Handicap	Penalty
1	18:42:17.284	18:42:17.284	18:44:49.387	2:32.103	2:32.103		

<b>9</b>	Davide Roda	AM	Antonelli MotorSport
			Mercedes AMG GT3

Nr.	In Day Time	In Time	Out Time	Pit Time	T. Pit Time	Handicap	Penalty
1	18:38:03.937	18:38:03.937	18:39:18.041	1:14.104	1:14.104		

<b>10</b>	Miguel Ramos	PRO	SPS Automotive Performance
	Fabrizio Crestani		Mercedes AMG GT3

Nr.	In Day Time	In Time	Out Time	Pit Time	T. Pit Time	Handicap	Penalty
1	18:32:20.701	18:32:20.701	18:34:42.417	2:21.716	2:21.716		

<b>16</b>	Marcelo Hahn	PROAM	Teo Martin Motorsport
	Allam Khodair		McLaren 720 s

Nr.	In Day Time	In Time	Out Time	Pit Time	T. Pit Time	Handicap	Penalty
1	18:35:22.730	18:35:22.730	18:40:32.493	5:09.763	5:09.763		

<b>19</b>	Jiatong Liang	PROAM	Raton Racing by Target
	Raffaele Giammaria		Lamborghini Huracan GT3 EVO

Nr.	In Day Time	In Time	Out Time	Pit Time	T. Pit Time	Handicap	Penalty
1	18:19:01.519	18:19:01.519	18:20:17.163	1:15.644	1:15.644		
2	18:26:33.875	18:26:33.875	18:29:19.813	2:45.938	4:01.582		
3	18:38:33.325	18:38:33.325	18:42:47.083	4:13.758	8:15.340		

<b>20</b>	Valentin Pierburg	PROAM	SPS Automotive Performance
	Tom Onslow-Cole		Mercedes AMG GT3

Nr.	In Day Time	In Time	Out Time	Pit Time	T. Pit Time	Handicap	Penalty
1	18:26:30.721	18:26:30.721	18:28:11.742	1:41.021	1:41.021		
2	18:35:50.641	18:35:50.641	18:37:28.245	1:37.604	3:18.625		

<b>25</b>	Alexander Hrachowina	AM	HTP Motorsport
	Martin Konrad		Mercedes AMG GT3

Nr.	In Day Time	In Time	Out Time	Pit Time	T. Pit Time	Handicap	Penalty
1	18:22:39.062	18:22:39.062	18:26:15.279	3:36.217	3:36.217		
2	18:38:34.721	18:38:34.721	18:39:56.771	1:22.050	4:58.267		

<b>66</b>	Frederik Schandorff	PROAM	Vincenzo Sospiri Racing
	Toumas Tujula		Lamborghini Huracan GT3 EVO

Nr.	In Day Time	In Time	Out Time	Pit Time	T. Pit Time	Handicap	Penalty
1	18:36:59.895	18:36:59.895	18:39:00.288	2:00.393	2:00.393		
2	18:48:05.310	18:48:05.310	18:49:34.094	1:28.784	3:29.177		

<b>75</b>	Kenny Habul	PROAM	Rowe Racing / SunEnergy1 Racing
	Thomas Jäger		Mercedes AMG GT3

Nr.	In Day Time	In Time	Out Time	Pit Time	T. Pit Time	Handicap	Penalty
1	18:23:15.731	18:23:15.731	18:27:14.194	3:58.463	3:58.463		
2	18:37:53.586	18:37:53.586	18:41:12.542	3:18.956	7:17.419		

<b>77</b>	Marcin Jedlinski	PROAM	Olimp Racing
	Mateusz Lisowski		Audi R8 LMS EVO

Nr.	In Day Time	In Time	Out Time	Pit Time	T. Pit Time	Handicap	Penalty
1	18:30:44.535	18:30:44.535	18:32:26.791	1:42.256	1:42.256		
2	18:43:14.791	18:43:14.791	18:45:19.855	2:05.064	3:47.320		
3	18:53:00.689	18:53:00.689	18:54:10.645	1:09.956	4:57.276		

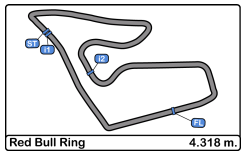
<b>93</b>	Christopher Froggatt	PROAM	Spirit of Race / Tempesta Racing
	Edward Cheever III		Ferrari 488 GT3

Nr.	In Day Time	In Time	Out Time	Pit Time	T. Pit Time	Handicap	Penalty
1	18:30:17.651	18:30:17.651	18:32:18.610	2:00.959	2:00.959		
2	18:37:28.953	18:37:28.953	18:39:39.167	2:10.214	4:11.173		

<b>96</b>	Oliver Wilkinson	PRO	Optimum Motorsport
	Jonny Adam		Aston Martin GT3 AMR MY2019

Nr.	In Day Time	In Time	Out Time	Pit Time	T. Pit Time	Handicap	Penalty
1	18:26:35.999	18:26:35.999	18:29:48.525	3:12.526	3:12.526		
2	18:36:00.991	18:36:00.991	18:37:47.250	1:46.259	4:58.785		

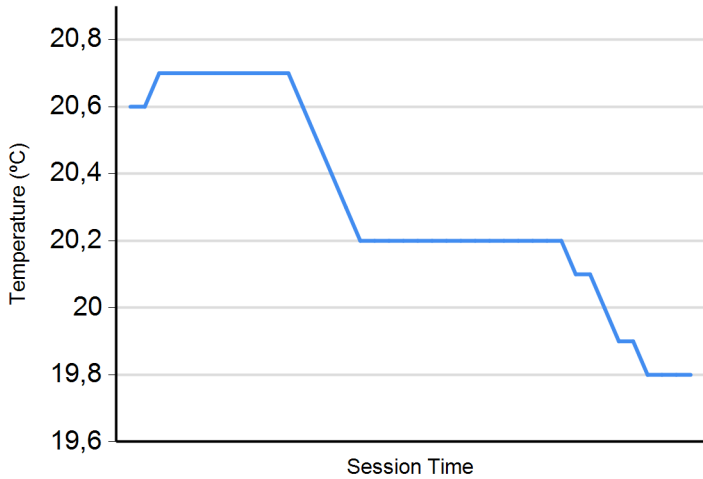




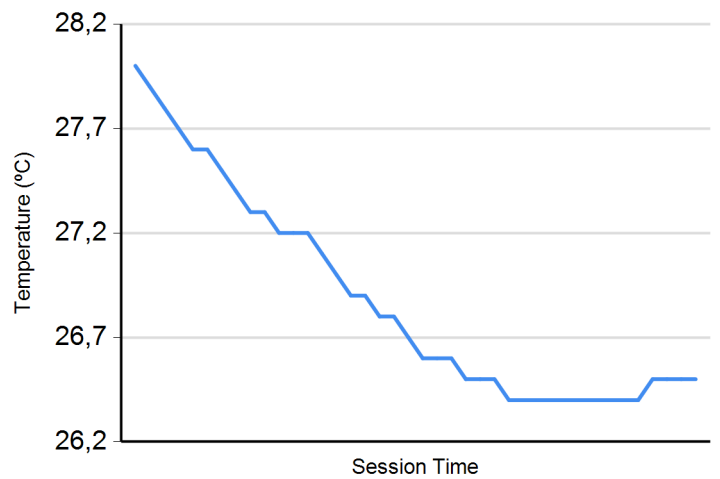
**Red Bull Ring**  
**International GT Open**  
**Free Practice - 3 - bronze drivers-**  
**Weather Report**



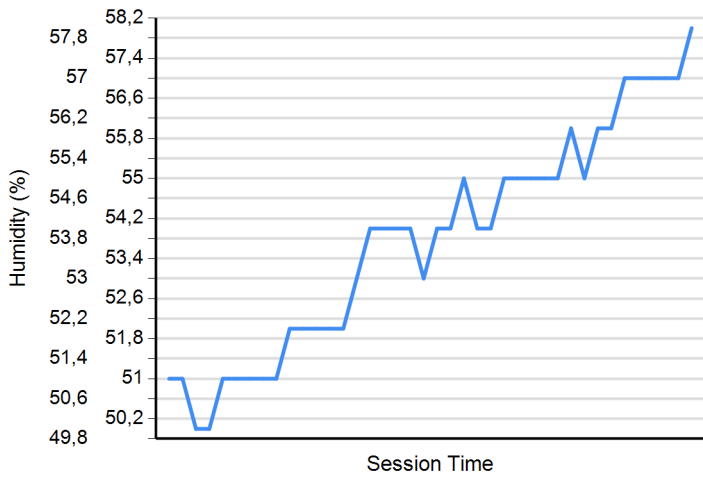
**Air Temperature**



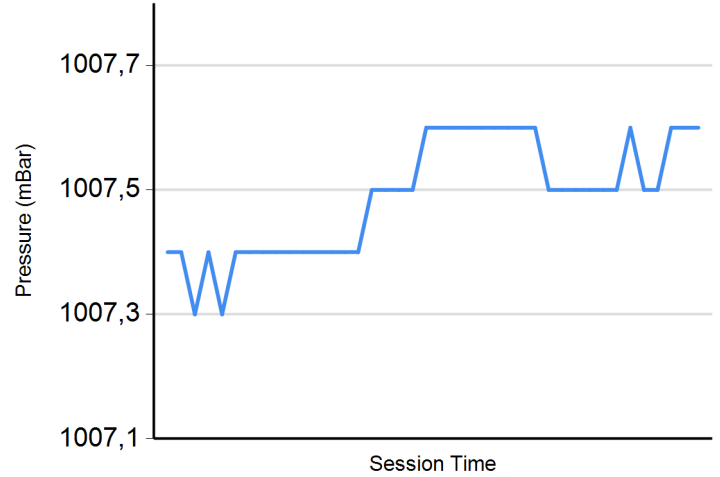
**Track Temperature**



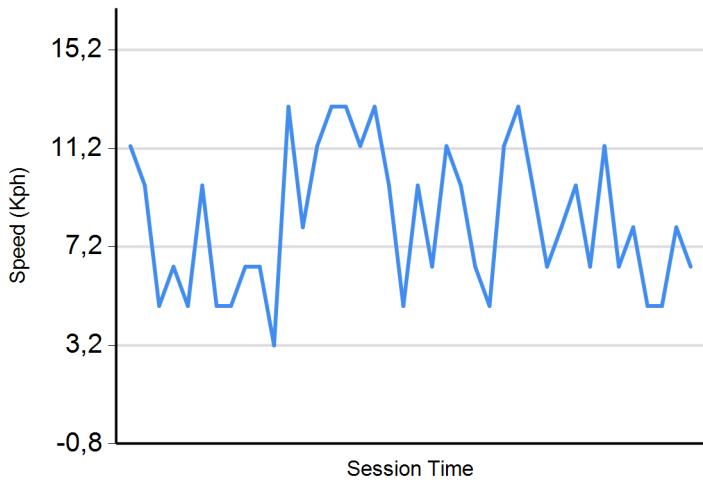
**Humidity**



**Pressure**

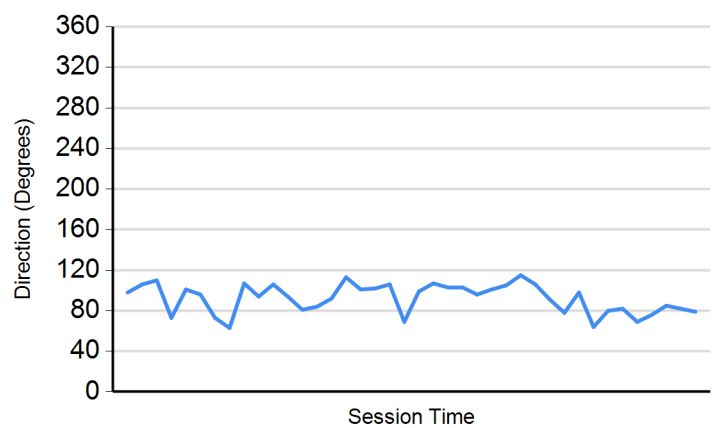


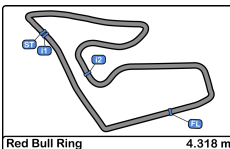
**Wind Speed**



**Wind direction**

North = 0°/360° Est = 90° South = 180° West = 270°





**Red Bull Ring**  
**International GT Open**  
**Free Practice 1 - 2 - 3**  
**Results**



Cls	Nº	Entrant/Team	Nat	Driver 1	Nat	Status	Driver 2	Nat	Status	Vehicle	Cat	Cls	Laps	Free Practice - 1	Free Practice - 2	Free Practice - 3 -bronze drivers-	Best	Gap	Interval	Km/h			
1	10	SPS Automotive Performance	DEU	Miguel Ramos	ITA	PRT	Fabrizio Crestani	ITA		Mercedes AMG GT3	PRO	1	86	1:30.805	32	1:30.591	17	<b>1:29.470</b>	23	<b>1:29.470</b>			173.7
2	3	Senkyr Motorsport	CZE	Beitske Visser	NLD		Richard Gonda	SVK		BMW M6 GT3	PROAM	1	63	<b>1:29.611</b>	11	1:30.510	5	1:30.570	14	<b>1:29.611</b>	0.141	0.141	173.4
3	25	HTP Motorsport	DEU	Alexander Hrachowina	AUT		Martin Konrad	AUT		Mercedes AMG GT3	AM	1	82	1:30.465	12	1:30.876	9	<b>1:29.658</b>	19	<b>1:29.658</b>	0.188	0.047	173.3
4	63	Emil Frey Racing	CHE	Albert Costa	ESP		Giacomo Altoè	ITA		Lamborghini Huracan GT3	PRO	2	62	1:30.107	19	<b>1:29.957</b>	10	<b>1:29.957</b>	0.487	0.299	172.8		
5	93	Spirit of Race / Tempesta	GBR	Christopher Froggatt	GBR		Edward Cheever III	ITA		Ferrari 488 GT3	PROAM	2	77	1:30.337	12	<b>1:30.101</b>	15	1:31.183	7	<b>1:30.101</b>	0.631	0.144	172.5
6	14	Emil Frey Racing	CHE	Norbert Siedler	AUT		Mikaël Grenier	CAN		Lamborghini Huracan GT3	PRO	3	52	1:30.354	23	<b>1:30.109</b>	13	<b>1:30.109</b>	0.639	0.008	172.5		
7	96	Optimum Motorsport	GBR	Oliver Wilkinson	GBR		Jonny Adam	GBR		Aston Martin GT3 AMR	PRO	4	86	1:30.189	18	1:30.438	12	<b>1:30.119</b>	14	<b>1:30.119</b>	0.649	0.010	172.4
8	59	Teo Martín Motorsport	ESP	Martin Kodrić	PRT		Henrique Chaves	PRT		McLaren 720 s	PRO	5	59	<b>1:30.183</b>	30	1:30.425	9			<b>1:30.183</b>	0.713	0.064	172.3
9	20	SPS Automotive Performance	DEU	Valentin Pierburg	DEU		Tom Onslow-Cole	GBR		Mercedes AMG GT3	PROAM	3	83	1:30.370	12	1:30.444	10	<b>1:30.204</b>	16	<b>1:30.204</b>	0.734	0.021	172.3
10	8	Antonelli MotorSport	ITA	Giuseppe Cipriani	ITA					Mercedes AMG GT3	AM	2	53		1:30.885	14	<b>1:30.229</b>	20	<b>1:30.229</b>	0.759	0.025	172.2	
11	77	Olimp Racing	POL	Marcin Jedlinski	POL		Mateusz Lisowski	POL		Audi R8 LMS EVO	PROAM	4	74	<b>1:30.250</b>	10	1:30.912	3	1:30.391	15	<b>1:30.250</b>	0.780	0.021	172.2
12	75	Rowe Racing / SunEnergy1	DEU	Kenny Habul	AUS		Thomas Jäger	DEU		Mercedes AMG GT3	PROAM	5	81	1:30.590	11	1:30.461	12	<b>1:30.260</b>	16	<b>1:30.260</b>	0.790	0.010	172.2
13	66	Vincenzo Sospiri Racing	ITA	Frederik Schandorff	DNK		Toumas Tujula	FIN		Lamborghini Huracan GT3	PROAM	6	84	1:30.698	30	1:30.503	28	<b>1:30.316</b>	11	<b>1:30.316</b>	0.846	0.056	172.1
14	16	Teo Martín Motorsport	ESP	Marcelo Hahn	BRA		Allam Khodair	BRA		McLaren 720 s	PROAM	7	58	1:30.888	7	1:30.821	13	<b>1:30.344</b>	16	<b>1:30.344</b>	0.874	0.028	172.0
15	9	Antonelli MotorSport	ITA	Davide Roda	ITA					Mercedes AMG GT3	AM	3	84	1:30.771	24	1:31.534	11	<b>1:30.372</b>	10	<b>1:30.372</b>	0.902	0.028	172.0
16	6	Antonelli MotorSport	ITA	Daniel Zampieri	ITA		Alessio Rovera	ITA		Mercedes AMG GT3	PRO	6	57	<b>1:30.415</b>	12	1:30.604	18			<b>1:30.415</b>	0.945	0.043	171.9
17	19	Raton Racing by Target	ITA	Jiatong Liang	CHN		Raffaele Giammaria	ITA		Lamborghini Huracan GT3	PROAM	8	82	1:30.627	13	1:30.946	30	<b>1:30.445</b>	19	<b>1:30.445</b>	0.975	0.030	171.8
18	17	Teo Martín Motorsport	ESP	Fran Rueda	GTM		Andrés Saravia	GTM		McLaren 720 s	PRO	7	52	1:30.709	23	<b>1:30.510</b>	10			<b>1:30.510</b>	1.040	0.065	171.7
19	26	Lazarus Racing	ITA	Eliseo Martínez	ESP		Fabio Onidi	ITA		Lamborghini Huracan GT3	PRO	8	62	1:31.008	30	<b>1:30.609</b>	24			<b>1:30.609</b>	1.139	0.099	171.5
20	27	Lazarus Racing	ITA	Nicola De Marco	ITA		Nicolas Pohler	DEU		Lamborghini Huracan GT3	PRO	9	58	<b>1:31.544</b>	7	1:31.665	14			<b>1:31.544</b>	2.074	0.935	169.8
21	5	Olimp Racing	POL	Stanislaw Jedlinski	POL					Mercedes AMG GT3	AM	4	60	1:37.074	3	1:35.341	25	<b>1:34.977</b>	2	<b>1:34.977</b>	5.507	3.433	163.6

CAR 63 TIME 1:31.278 DELETED TRACK LIMITS AT T 1 - TIME 1:31.392 DELETED TRACK LIMITS AT T 1 - TIME 1:30.690 DELETED TRACK LIMITS AT T 1

CAR 19 TIME 1:32.681 DELETED TRACK LIMITS AT T 1

CAR 14 TIME 1:30.958 DELETED TRACK LIMITS AT T 1

CAR 93 TIME 1:32.553 DELETED TRACK LIMITS AT T 1

CAR 27 TIME 1:32.482 DELETED TRACK LIMITS AT T 1

CAR 59 TIME 1:31.231 DELETED TRACK LIMITS AT T 1 - TIME 1:31.081 DELETED TRACK LIMITS AT T 1

CAR 19 TIME 1:30.470 DELETED TRACK LIMITS AT T 9

CAR 75 TIME 1:30.488 DELETED TRACK LIMITS AT T 9

CAR 25 TIME 1:30.688 DELETED TRACK LIMITS AT T 1

CAR 66 TIME 1:31.766 DELETED TRACK LIMITS AT T 9

CAR 96 TIME 1:30.981 DELETED TRACK LIMITS AT T 1

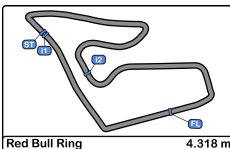
CAR 19 TIME 1:30.764 DELETED TRACK LIMITS AT T 9

CAR 59 TIME 1:31.042 DELETED TRACK LIMITS AT T1 AND T 9

Published at:.....

<b>Stewards:</b>	<b>Race Director:</b>	<b>Timekeeper:</b>





**Red Bull Ring**  
**International GT Open**  
**Free Practice 1 - 2 - 3**  
**Results**



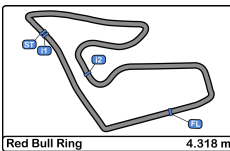
Red Bull Ring 4.318 m

CAR 17 TIME 1:30.864 DELETED TRACK LIMITS AT T 9  
 CAR 96 TIME 1:30.136 DELETED TRACK LIMITS AT T 9  
 CAR 93 TIME 1:31.470 DELETED TRACK LIMITS AT T 1  
 CAR 93 TIME 1:30.716 DELETED TRACK LIMITS AT T 1  
 CAR 17 TIME 1:30.698 DELETED TRACK LIMITS AT T 1  
 CAR 20 TIME 1:31.226 DELETED TRACK LIMITS AT T 1  
 CAR 96 TIME 1:31.693 DELETED TRACK LIMITS AT T 9  
 CAR 96 TIME 1:32.210 DELETED TRACK LIMITS AT T 9  
 CAR 77 TIME 1:30.764 DELETED TRACK LIMITS AT T 1  
 CAR 14 TIME 1:30.427 DELETED TRACK LIMITS AT T 1  
 CAR 16 TIME 1:31.356 DELETED TRACK LIMITS AT T 1  
 CAR 9 TIME 1:31.693 DELETED TRACK LIMITS AT T 1  
 CAR 16 TIME 1:30.787 DELETED TRACK LIMITS AT T 1  
 CAR 25 TIME 1:31.081 DELETED TRACK LIMITS AT T 1  
 CAR 25 TIME 1:31.435 DELETED TRACK LIMITS AT T 1  
 CAR 59 TIME 1:30.556 DELETED TRACK LIMITS AT T 1  
 CAR 66 TIME 1:31.094 DELETED TRACK LIMITS AT T 1 AND 9  
 CAR 93 TIME 1:31.601 DELETED TRACK LIMITS AT T 9  
 CAR 75 TIME 1:30.648 DELETED TRACK LIMITS AT T 9  
 CAR 20 TIME 1:30.868 DELETED TRACK LIMITS AT T 1  
 CAR 6 TIME 1:30.995 DELETED TRACK LIMITS AT T 9  
 CAR 93 TIME 1:30.328 DELETED TRACK LIMITS AT T 9  
 CAR 19 TIME 1:31.608 DELETED TRACK LIMITS AT T 9  
 CAR 6 TIME 1:30.995 DELETED TRACK LIMITS AT T 9  
 CAR 93 TIME 1:30.237 DELETED TRACK LIMITS AT T 9  
 CAR 27 TIME 1:32.033 DELETED TRACK LIMITS AT T 9  
 CAR 19 TIME 1:31.690 DELETED TRACK LIMITS AT T 1  
 CAR 6 TIME 1:30.750 DELETED TRACK LIMITS AT T 9  
 CAR 96 TIME 1:30.703 DELETED TRACK LIMITS AT T 9  
 CAR 5 TIME 1:34.860 DELETED TRACK LIMITS AT T 1  
 CAR 93 TIME 1:31.621 DELETED TRACK LIMITS AT T 1  
 CAR 66 TIME 1:30.985 DELETED TRACK LIMITS AT T 1  
 CAR 6 TIME 1:30.475 DELETED TRACK LIMITS AT T 9  
 CAR 19 TIME 1:31.030 DELETED TRACK LIMITS AT T 9  
 CAR 93 TIME 1:32.705 DELETED TRACK LIMITS AT T 9  
 CAR 10 TIME 1:33.684 DELETED TRACK LIMITS AT T 1  
 CAR 8 TIME 1:33.076 DELETED TRACK LIMITS AT T 1  
 CAR 5 TIME 1:38.461 DELETED TRACK LIMITS AT T 1  
 CAR 93 TIME 1:31.104 DELETED TRACK LIMITS AT T 9  
 CAR 8 TIME 1:31.264 DELETED TRACK LIMITS AT T 1

Published at:.....

<b>Stewards:</b>	<b>Race Director:</b>	<b>Timekeeper:</b> 
------------------	-----------------------	--





**Red Bull Ring**  
**International GT Open**  
**Free Practice 1 - 2 - 3**  
**Results**



CAR 10 TIME 1:33.193 DELETED TRACK LIMITS AT T 1  
 CAR 93 TIME 1:31.352 DELETED TRACK LIMITS AT T 1  
 CAR 8 TIME 1:30.984 DELETED TRACK LIMITS AT T 1  
 CAR 10 TIME 1:30.961 DELETED TRACK LIMITS AT T 1 AND 9  
 CAR 8 TIME 1:32.565 DELETED TRACK LIMITS AT T 1 - TIME 1:30.735 DELETED TRACK LIMITS AT T 1 - TIME 1:30.596 DELETED TRACK LIMITS AT T 9 - TIME 1:30.075 DELETED TRACK LIMITS AT T 1 AND 9  
 CAR 10 TIME 1:30.962 DELETED TRACK LIMITS AT T 9  
 CAR 10 TIME 1:30.900 DELETED TRACK LIMITS AT T 1  
 CAR 16 TIME 1:31.373 DELETED TRACK LIMITS AT T 9  
 CAR 19 TIME 1:31.088 DELETED TRACK LIMITS AT T 9  
 CAR 75 TIME 1:30.014 DELETED TRACK LIMITS AT T 1  
 CAR 66 TIME 1:30.495 DELETED TRACK LIMITS AT T 9  
 CAR 77 TIME 1:30.540 DELETED TRACK LIMITS AT T 1  
 CAR 20 TIME 1:36.502 DELETED TRACK LIMITS AT T 1  
 CAR 10 TIME 1:29.926 DELETED TRACK LIMITS AT T 1  
 CAR 10 TIME 1:29.687 DELETED TRACK LIMITS AT T 1  
 CAR 20 TIME 1:30.569 DELETED TRACK LIMITS AT T 9  
 CAR 93 TIME 1:30.985 DELETED TRACK LIMITS AT T 9  
 CAR 93 TIME 1:31.946 DELETED TRACK LIMITS AT T 1  
 CAR16 TIME 1:30.491 DELETED TRACK LIMITS AT T 9  
 CAR 19 TIME 1:30.501 DELETED TRACK LIMITS AT T 9

Published at:.....

<b>Stewards:</b>	<b>Race Director:</b>	<b>Timekeeper:</b> 
------------------	-----------------------	--

