

**Red Bull Ring**  
**International GT Open**  
**Qualifying - 2 Driver - 2**  
**Provisional Results**



Cls	Nº	Entrant/Team	Nat	Driver 1	Nat	Driver 2	Nat	Vehicle	Cat	Cls	Laps	Best	Time	Gap	Interval	Km/h
1	96	Optimum Motorsport		Oliver Wilkinson		<u>Jonny Adam</u>		Aston Martin GT3 AMR MY2019	PRO	1	17	10	1:27.895			176.8
2	59	Teo Martín Motorsport		Martin Kodrić		<u>Henrique Chaves</u>		McLaren 720 s	PRO	2	16	15	1:27.951	0.056	0.056	176.7
3	63	Emil Frey Racing		Albert Costa		<u>Giacomo Altoè</u>		Lamborghini Huracan GT3 EVO	PRO	3	17	15	1:28.039	0.144	0.088	176.5
4	20	SPS Automotive Performance		Valentin Pierburg		<u>Tom Onslow-Cole</u>		Mercedes AMG GT3	PROAM	1	20	19	1:28.051	0.156	0.012	176.5
5	93	Spirit of Race / Tempesta Racing		Christopher Froggatt		<u>Edward Cheever III</u>		Ferrari 488 GT3	PROAM	2	17	11	1:28.069	0.174	0.018	176.5
6	17	Teo Martín Motorsport		<u>Fran Rueda</u>		Andrés Saravia		McLaren 720 s	PRO	4	16	15	1:28.135	0.240	0.066	176.3
7	16	Teo Martín Motorsport		Marcelo Hahn		<u>Allam Khodair</u>		McLaren 720 s	PROAM	3	16	9	1:28.209	0.314	0.074	176.2
8	77	Olimp Racing		Marcin Jedlinski		<u>Mateusz Lisowski</u>		Audi R8 LMS EVO	PROAM	4	14	12	1:28.234	0.339	0.025	176.1
9	14	Emil Frey Racing		<u>Norbert Siedler</u>		Mikaël Grenier		Lamborghini Huracan GT3 EVO	PRO	5	17	16	1:28.305	0.410	0.071	176.0
10	3	Senkyr Motorsport		<u>Beitske Visser</u>		Richard Gonda		BMW M6 GT3	PRO	6	15	14	1:28.515	0.620	0.210	175.6
11	66	Vincenzo Sospiri Racing		<u>Frederik Schandorf</u>		Tuomas Tujula		Lamborghini Huracan GT3 EVO	PROAM	5	18	17	1:28.560	0.665	0.045	175.5
12	75	Rowe Racing / SunEnergy1 Racing		Kenny Habul		<u>Thomas Jäger</u>		Mercedes AMG GT3	PROAM	6	18	10	1:28.594	0.699	0.034	175.4
13	26	Lazarus Racing		<u>Eliseo Martínez</u>		Fabio Onidi		Lamborghini Huracan GT3	PRO	7	17	16	1:28.758	0.863	0.164	175.1
14	10	SPS Automotive Performance		<u>Miguel Ramos</u>		Fabrizio Crestani		Mercedes AMG GT3	PRO	8	18	16	1:28.872	0.977	0.114	174.9
15	19	Raton Racing by Target		Jiatong Liang		<u>Raffaele Giammaria</u>		Lamborghini Huracan GT3 EVO	PROAM	7	18	13	1:28.921	1.026	0.049	174.8
16	6	Antonelli MotorSport		<u>Daniel Zampieri</u>		Alessio Rovera		Mercedes AMG GT3	PRO	9	19	10	1:28.958	1.063	0.037	174.7
17	27	Lazarus Racing		Nicola De Marco		<u>Nicolas Pohler</u>		Lamborghini Huracan GT3 EVO	PRO	10	16	10	1:28.971	1.076	0.013	174.7
18	9	Antonelli MotorSport		Davide Roda		-	-	Mercedes AMG GT3	AM	1	19	9	1:29.503	1.608	0.532	173.6
19	8	Antonelli MotorSport		Giuseppe Cipriani		-	-	Mercedes AMG GT3	AM	2	17	16	1:29.592	1.697	0.089	173.5
20	25	HTP Motorsport		<u>Alexander Hrachowina</u>		Martin Konrad		Mercedes AMG GT3	AM	3	11	10	1:29.909	2.014	0.317	172.8
21	5	Olimp Racing		Stanislaw Jedlinski		-	-	Mercedes AMG GT3	AM	4	16	3	1:33.190	5.295	3.281	166.8

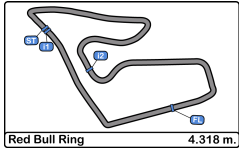
CAR 77 IME 1:28.760 DELETED TRACK LIMITS AT T 1  
 CAR 63 TIME 1:29.069 DELETED TRACK LIMITS AT T 1 - TIME 1:28.713 DELETED TRACK LIMITS AT T 1  
 CAR 75 TIME 1:29.211 DELETED TRACK LIMITS AT T 1  
 CAR 19 TIME 1:29.647 DELETED TRACK LIMITS AT T 9  
 CAR 20 TIME 1:29.419 DELETED TRACK LIMITS AT T 1 - TIME 1:28.570 DELETED TRACK LIMITS AT T 1 - TIME 1:27.823 DELETED TRACK LIMITS AT T 1  
 CAR 93 TIME 1:28.666 DELETED TRACK LIMITS AT T 9  
 CAR 14 TIME 1:28.619 DELETED TRACK LIMITS AT T 1  
 CAR 16 TIME 1:28.618 DELETED TRACK LIMITS AT T 1 - TIME 1:28.215 DELETED TRACK LIMITS AT T 9  
 CAR 9 TIME 1:29.765 DELETED TRACK LIMITS AT T 1  
 CAR 6 TIME 1:29.236 DELETED TRACK LIMITS AT T 9 - TIME 1:29.359 DELETED TRACK LIMITS AT T 1  
 CAR 17 TIME 1:28.316 DELETED TRACK LIMITS AT T 9  
 CAR 93 TIME 1:28.335 DELETED TRACK LIMITS AT T 1  
 CAR 25 TIME 1:29.970 DELETED TRACK LIMITS AT T 1  
 CAR 14 TIME 1:28.892 DELETED TRACK LIMITS AT T 9  
 CAR 77 TIME 1:28.505 DELETED TRACK LIMITS AT T 9  
 CAR 10 TIME 1:28.850 DELETED TRACK LIMITS AT T 1

Published at:.....

Track Temp: 23.2 °C Air Temp: 16.6 °C Humidity: 67 % Track Status: WET

<b>Stewards:</b>	<b>Race Director:</b>	<b>Timekeeper:</b>
------------------	-----------------------	--------------------





**Red Bull Ring**  
**International GT Open**  
**Qualifying - 2 Driver - 2**  
**Provisional Results by Class**



Cls	Nº	Entrant/Team	Nat	Driver 1	Nat	Status	Driver 2	Nat	Status	Vehicle	Cat	Cls	Laps	Best	Time	Gap	Interval	Km/h	
<b>PRO</b>																			
1	96	Optimum Motorsport	GBR	Oliver Wilkinson	GBR		<u>Jonny Adam</u>	GBR		Aston Martin GT3 AMR MY2019	PRO	1	17	10	1:27.895				176.8
2	59	Teo Martín Motorsport	ESP	Martin Kodrić	HRV		<u>Henrique Chaves</u>	PRT		McLaren 720 s	PRO	2	16	15	1:27.951	0.056	0.056		176.7
3	63	Emil Frey Racing	CHE	Albert Costa	ESP		<u>Giacomo Altoè</u>	ITA		Lamborghini Huracan GT3 EVO	PRO	3	17	15	1:28.039	0.144	0.088		176.5
4	17	Teo Martín Motorsport	ESP	<u>Fran Rueda</u>	ESP		Andrés Saravia	GTM		McLaren 720 s	PRO	4	16	15	1:28.135	0.240	0.096		176.3
5	14	Emil Frey Racing	CHE	<u>Norbert Siedler</u>	AUT		Mikaël Grenier	CAN		Lamborghini Huracan GT3 EVO	PRO	5	17	16	1:28.305	0.410	0.170		176.0
6	3	Senkyr Motorsport	CZE	<u>Beitske Visser</u>	NLD		Richard Gonda	SVK		BMW M6 GT3	PRO	6	15	14	1:28.515	0.620	0.210		175.6
7	26	Lazarus Racing	ITA	<u>Eliseo Martínez</u>	ESP		Fabio Onidi	ITA		Lamborghini Huracan GT3	PRO	7	17	16	1:28.758	0.863	0.243		175.1
8	10	SPS Automotive Performance	DEU	<u>Miguel Ramos</u>	PRT		Fabrizio Crestani	ITA		Mercedes AMG GT3	PRO	8	18	16	1:28.872	0.977	0.114		174.9
9	6	Antonelli MotorSport	ITA	<u>Daniel Zampieri</u>	ITA		Alessio Rovera	ITA		Mercedes AMG GT3	PRO	9	19	10	1:28.958	1.063	0.086		174.7
10	27	Lazarus Racing	ITA	Nicola De Marco	ITA		<u>Nicolas Pohler</u>	DEU		Lamborghini Huracan GT3 EVO	PRO	10	16	10	1:28.971	1.076	0.013		174.7
<b>PROAM</b>																			
1	20	SPS Automotive Performance	DEU	Valentin Pierburg	DEU		<u>Tom Onslow-Cole</u>	GBR		Mercedes AMG GT3	PROAM	1	20	19	1:28.051				176.5
2	93	Spirit of Race / Tempesta Racing	GBR	Christopher Froggatt	GBR		<u>Edward Cheever III</u>	ITA		Ferrari 488 GT3	PROAM	2	17	11	1:28.069	0.018	0.018		176.5
3	16	Teo Martín Motorsport	ESP	Marcelo Hahn	BRA		<u>Allam Khodair</u>	BRA		McLaren 720 s	PROAM	3	16	9	1:28.209	0.158	0.140		176.2
4	77	Olimp Racing	POL	Marcin Jedliński	POL		<u>Mateusz Lisowski</u>	POL		Audi R8 LMS EVO	PROAM	4	14	12	1:28.234	0.183	0.025		176.1
5	66	Vincenzo Sospiri Racing	ITA	<u>Frederik Schandorff</u>	DNK		Tuomas Tujula	FIN		Lamborghini Huracan GT3 EVO	PROAM	5	18	17	1:28.560	0.509	0.326		175.5
6	75	Rowe Racing / SunEnergy1 Racing	DEU	Kenny Habul	AUS		<u>Thomas Jäger</u>	DEU		Mercedes AMG GT3	PROAM	6	18	10	1:28.594	0.543	0.034		175.4
7	19	Raton Racing by Target	ITA	Jiatong Liang	CHN		<u>Raffaele Giammaria</u>	ITA		Lamborghini Huracan GT3 EVO	PROAM	7	18	13	1:28.921	0.870	0.327		174.8
<b>AM</b>																			
1	9	Antonelli MotorSport	ITA	Davide Roda	ITA		-	-		Mercedes AMG GT3	AM	1	19	9	1:29.503				173.6
2	8	Antonelli MotorSport	ITA	Giuseppe Cipriani	ITA		-	-		Mercedes AMG GT3	AM	2	17	16	1:29.592	0.089	0.089		173.5
3	25	HTP Motorsport	DEU	<u>Alexander Hrachowina</u>	AUT		Martin Konrad	AUT		Mercedes AMG GT3	AM	3	11	10	1:29.909	0.406	0.317		172.8
4	5	Olimp Racing	POL	Stanislaw Jedliński	POL		-	-		Mercedes AMG GT3	AM	4	16	3	1:33.190	3.687	3.281		166.8

Published at:.....

Track Temp: 23.2 °C    Air Temp: 16.6 °C    Humidity: 67 %    Track Status: WET

<b>Stewards:</b>	<b>Race Director:</b>	<b>Timekeeper:</b>
------------------	-----------------------	--------------------





**Red Bull Ring**  
**International GT Open**  
**Qualifying - 2 Driver - 2**  
**Lap Analysis**



3							6															
1 Beitske Visser			BMW M6 GT3				1 Daniel Zampieri			Mercedes AMG GT3												
PRO			Senkyr Motorsport				PRO			Antonelli MotorSport												
2 Richard Gonda							2 Alessio Rovera															
Lap	D	Time	Sector 1	Sector 2	Sector 3	T. Spd	Elapsed	Lap	D	Time	Sector 1	Sector 2	Sector 3	T. Spd	Elapsed							
1	1	8:54:29.289	8:53:18.767	42.533	27.989	225.0	8:54:29.289	1	1	8:52:19.243	8:51:00.517	42.857	35.869	220.8	8:52:19.243							
2	1	1:29.458	22.245	39.983	27.230	237.8	8:55:58.747	2	1	1:31.788	22.881	40.718	28.189	229.2	8:53:51.031							
3	1	1:28.999	22.196	39.643	27.160	236.8	8:57:27.746	3	1	1:30.533	22.679	40.176	27.678	229.2	8:55:21.564							
4	1	1:28.868	22.191	39.563	27.114	237.8	8:58:56.614	4	1	1:30.532	22.440	40.272	27.820	234.2	8:56:52.096							
5	1	1:29.457	22.313	39.775	27.369	238.9	9:00:26.071	5	1	1:30.238	22.390	40.064	27.784	235.8	8:58:22.334							
6	1	1:37.758 P	22.225	40.073	35.460	238.9	9:02:03.829	6	1	1:36.544 P	22.519	40.036	33.989	233.2	8:59:58.878							
7	1	9:35.777	8:26.371	41.844	27.562	229.7	9:11:39.606	7	1	3:34.244	2:24.428	42.277	27.539	164.3	9:03:33.122							
8	1	1:28.950	22.210	39.809	26.931	240.5	9:13:08.556	8	1	<del>1:29.236</del>	22.293	39.742	27.201	233.7	9:05:02.358							
9	1	2:13.443 P	22.190	1:00.661	50.592	177.9	9:15:21.999	9	1	<del>1:29.359</del>	22.240	39.777	27.342	235.2	9:06:31.717							
10	1	2:31.922	1:18.939	41.677	31.306	235.2	9:17:53.921	10	1	<b>1:28.958</b>	22.254	39.613	<b>27.091</b>	233.7	9:08:00.675							
11	1	1:28.998	22.251	39.719	27.028	240.0	9:19:22.919	11	1	1:29.054	22.233	<b>39.584</b>	27.237	232.7	9:09:29.729							
12	1	1:28.747	22.078	39.688	26.981	240.5	9:20:51.666	12	1	1:36.794 P	22.283	40.052	34.459	233.7	9:11:06.523							
13	1	1:28.685	22.046	39.707	26.932	242.1	9:22:20.351	13	1	3:29.882 P	1:54.054	46.965	48.863	230.7	9:14:36.405							
14	1	<b>1:28.515</b>	<b>22.038</b>	<b>39.557</b>	<b>26.920</b>	241.6	9:23:48.866	14	1	3:02.080	1:52.269	41.241	28.570	230.7	9:17:38.485							
15	1	1:54.845 P	25.355	48.189	41.301	160.0	9:25:43.711	15	1	1:29.724	22.427	39.874	27.423	233.7	9:19:08.209							
5							1 Stanislaw Jedlinski							Mercedes AMG GT3								
							AM							Olimp Racing								
							2															
Lap	D	Time	Sector 1	Sector 2	Sector 3	T. Spd	Elapsed	Lap	D	Time	Sector 1	Sector 2	Sector 3	T. Spd	Elapsed							
1		8:51:51.511	8:50:39.573	42.089	29.849	227.3	8:51:51.511	16	1	1:29.351	22.317	39.802	27.232	234.2	9:20:37.560							
2		1:33.722	23.171	41.323	29.228	232.2	8:53:25.233	17	1	1:29.163	<b>22.185</b>	39.719	27.259	233.2	9:22:06.723							
3		<b>1:33.190</b>	23.384	41.134	28.672	231.2	8:54:58.423	18	1	1:29.293	22.269	39.757	27.267	233.2	9:23:36.016							
4		1:34.108	23.218	41.598	29.292	231.2	8:56:32.531	19	1	1:41.967 P	22.570	42.165	37.232	225.9	9:25:17.983							
5		1:33.961	23.176	41.194	29.591	232.7	8:58:06.492	8														
6		1:34.046	23.362	41.314	29.370	232.7	8:59:40.538															
7		1:34.356	23.748	41.497	29.111	230.7	9:01:14.894															
8		1:33.365	23.321	<b>41.045</b>	28.999	232.7	9:02:48.259															
9		1:46.466 P	23.081	41.815	41.570	232.7	9:04:34.725															
10		7:30.554	6:20.164	41.749	<b>28.641</b>	229.7	9:12:05.279															
11		3:24.608 P	23.107	2:10.973	50.528	233.7	9:15:29.887															
12		2:41.194	1:25.198	43.845	32.151	206.5	9:18:11.081															
13		1:34.052	23.479	41.892	28.681	233.7	9:19:45.133															
14		1:35.418	23.209	42.095	30.114	233.7	9:21:20.551															
15		1:34.811	<b>23.070</b>	41.615	30.126	234.7	9:22:55.362															
16		1:46.356 P	24.632	43.470	38.254	216.8	9:24:41.718															
															1		8:52:37.345	8:51:26.294	42.207	28.844	221.7	8:52:37.345
															2		1:32.038	22.752	40.940	28.346	231.2	8:54:09.383
															3		1:30.844	22.595	40.473	27.776	232.2	8:55:40.227
															4		1:30.400	22.505	40.002	27.893	232.7	8:57:10.627
															5		1:30.818	22.520	40.191	28.107	232.7	8:58:41.445
								6		1:30.651	22.434	40.217	28.000	233.2	9:00:12.096							
								7		1:29.997	22.423	39.860	27.714	233.7	9:01:42.093							
								8		1:35.962 P	22.397	40.207	33.358	233.7	9:03:18.055							
								9		7:02.742	5:53.929	40.806	28.007	231.7	9:10:20.797							
								10		1:29.886	22.417	39.948	27.521	234.7	9:11:50.683							
								11		1:35.393	22.525	41.153	31.715	236.3	9:13:26.076							
								12		2:05.829 P	27.572	47.307	50.950	169.2	9:15:31.905							
								13		2:33.422	1:19.973	41.958	31.491	226.8	9:18:05.327							
								14		1:33.938	23.179	40.596	30.163	233.7	9:19:39.265							
								15		1:30.093	22.513	40.089	<b>27.491</b>	235.8	9:21:09.358							
								16		<b>1:29.592</b>	<b>22.233</b>	<b>39.830</b>	27.529	235.8	9:22:38.950							
								17		1:38.858 P	22.635	40.335	35.888	236.3	9:24:17.808							





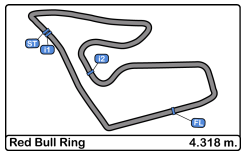
**Red Bull Ring**  
**International GT Open**  
**Qualifying - 2 Driver - 2**  
**Lap Analysis**



9							14								
1 Davide Roda							1 Norbert Siedler								
Mercedes AMG GT3							Lamborghini Huracan GT3 EVO								
AM							PRO								
2 Antonelli MotorSport							2 Mikaël Grenier								
Emil Frey Racing															
Lap	D	Time	Sector 1	Sector 2	Sector 3	T. Spd	Elapsed	Lap	D	Time	Sector 1	Sector 2	Sector 3	T. Spd	Elapsed
1		8:52:22.973	8:51:02.455	45.298	35.220	157.6	8:52:22.973	1	1	8:51:56.282	8:50:41.845	43.283	31.154	227.3	8:51:56.282
2		1:31.799	22.792	41.050	27.957	232.2	8:53:54.772	2	1	1:38.480 P	22.773	43.292	32.415	227.3	8:53:34.762
3		1:30.372	22.530	40.335	27.507	235.2	8:55:25.144	3	1	2:13.915	1:04.698	41.512	27.705	230.7	8:55:48.677
4		1:30.201	22.298	40.243	27.660	233.7	8:56:55.345	4	1	1:29.145	22.361	39.727	27.057	235.8	8:57:17.822
5		1:31.000	22.311	40.507	28.182	236.3	8:58:26.345	5	1	1:28.953	22.310	39.524	27.119	236.3	8:58:46.775
6		1:29.948	22.600	40.029	27.319	235.8	8:59:56.293	6	1	1:28.756	22.229	39.555	26.972	236.8	9:00:15.531
7		1:30.072	22.295	40.561	27.216	233.7	9:01:26.365	7	1	1:28.997	22.368	39.478	27.151	236.8	9:01:44.528
8		<del>1:29.765</del>	22.313	40.121	27.331	236.3	9:02:56.130	8	1	<del>1:28.619</del>	22.191	39.431	26.997	237.8	9:03:13.147
9		<b>1:29.503</b>	22.213	<b>39.901</b>	27.389	235.2	9:04:25.633	9	1	1:28.567	22.260	39.342	26.965	236.3	9:04:41.714
10		1:39.028 P	22.532	41.246	35.250	234.7	9:06:04.661	10	1	1:33.870 P	22.274	39.907	31.689	235.8	9:06:15.584
11		4:23.884	3:09.611	46.119	28.154	231.2	9:10:28.545	11	1	7:57.179 P	6:26.743	45.033	45.403	208.8	9:14:12.763
12		1:29.601	22.166	40.067	27.368	238.4	9:11:58.146	12	1	3:23.545	2:14.914	40.996	27.635	229.2	9:17:36.308
13		1:29.448	22.177	40.139	27.132	237.3	9:13:27.594	13	1	<del>1:28.892</del>	22.442	39.650	26.800	234.7	9:19:05.200
14		2:07.082 P	27.354	47.334	52.394	151.4	9:15:34.676	14	1	1:28.371	<b>22.040</b>	39.376	26.955	236.3	9:20:33.571
15		2:34.879	1:19.114	42.976	32.789	221.7	9:18:09.555	15	1	1:28.385	22.229	<b>39.310</b>	26.846	236.3	9:22:01.956
16		1:32.085	24.456	40.354	27.275	230.2	9:19:41.640	16	1	<b>1:28.305</b>	22.159	39.349	<b>26.797</b>	236.3	9:23:30.261
17		1:29.717	22.293	40.446	<b>26.978</b>	235.8	9:21:11.357	17	1	1:37.128 P	23.074	41.964	32.090	218.1	9:25:07.389
18		1:29.824	22.219	40.238	27.367	236.3	9:22:41.181	16							
19		1:47.465 P	<b>22.157</b>	44.289	41.019	238.4	9:24:28.646								

10							16								
1 Miguel Ramos							1 Marcelo Hahn								
Mercedes AMG GT3							McLaren 720 s								
PRO							PROAM								
2 Fabrizio Crestani							2 Allam Khodair								
SPS Automotive Performance							Teo Martín Motorsport								
Lap	D	Time	Sector 1	Sector 2	Sector 3	T. Spd	Elapsed	Lap	D	Time	Sector 1	Sector 2	Sector 3	T. Spd	Elapsed
1	1	8:52:05.223	8:50:50.911	45.366	28.946	213.0	8:52:05.223	1	2	8:52:07.940	8:50:53.444	45.749	28.747	202.2	8:52:07.940
2	1	1:33.480	22.820	41.953	28.707	233.2	8:53:38.703	2	2	1:35.980	22.706	45.203	28.071	216.8	8:53:43.920
3	1	1:42.938 P	22.692	41.150	39.096	234.7	8:55:21.641	3	2	1:30.791	22.376	40.577	27.838	237.8	8:55:14.711
4	1	2:39.755	1:31.369	40.663	27.723	229.7	8:58:01.396	4	2	1:35.235 P	22.354	40.036	32.845	237.3	8:56:49.946
5	1	1:29.737	22.476	39.936	27.325	234.7	8:59:31.133	5	2	5:16.107	4:01.476	44.653	29.978	224.0	9:02:06.053
6	1	1:29.203	22.251	39.750	27.202	234.2	9:01:00.336	6	2	<del>1:28.618</del>	22.178	39.366	27.074	238.4	9:03:34.671
7	1	1:29.343	22.212	39.671	27.460	235.2	9:02:29.679	7	2	1:31.225	22.134	39.487	29.604	238.9	9:05:05.896
8	1	1:29.969	22.267	40.138	27.564	235.8	9:03:59.648	8	2	<del>1:28.216</del>	22.009	39.265	26.941	238.9	9:06:34.111
9	1	1:29.253	22.232	39.820	27.201	235.2	9:05:28.901	9	2	<b>1:28.209</b>	<b>21.933</b>	39.370	<b>26.906</b>	239.4	9:08:02.320
10	1	1:38.430 P	22.282	40.689	35.459	234.7	9:07:07.331	10	2	1:36.547 P	22.081	<b>39.254</b>	35.212	240.0	9:09:38.867
11	1	3:10.236	2:01.020	40.926	28.290	231.7	9:10:17.567	11	2	2:49.926	1:41.040	40.724	28.162	232.7	9:12:28.793
12	1	1:29.717	22.155	39.862	27.700	235.8	9:11:47.284	12	2	1:47.945 P	22.265	40.197	45.483	238.9	9:14:16.738
13	1	1:39.563 P	22.306	39.854	37.403	236.3	9:13:26.847	13	2	3:51.758	2:41.623	41.390	28.745	234.7	9:18:08.496
14	1	4:20.644	3:11.883	40.955	27.806	232.2	9:17:47.491	14	2	1:40.174	22.121	49.924	28.129	239.4	9:19:48.670
15	1	1:29.512	22.328	39.990	27.194	235.2	9:19:17.003	15	2	1:34.312	22.115	43.450	28.747	238.9	9:21:22.982
16	1	<b>1:28.872</b>	22.200	39.718	<b>26.954</b>	235.8	9:20:45.875	16	2	1:39.046 P	21.965	39.948	37.133	240.0	9:23:02.028
17	1	<del>1:28.850</del>	<b>22.130</b>	<b>39.527</b>	27.193	235.8	9:22:14.725								
18	1	1:42.740 P	23.431	40.558	38.751	191.1	9:23:57.465								





**Red Bull Ring**  
**International GT Open**  
**Qualifying - 2 Driver - 2**  
**Lap Analysis**



17

1 Fran Rueda McLaren 720 s  
 2 Andrés Saravia Teo Martin Motorsport

Lap	D	Time	Sector 1	Sector 2	Sector 3	T. Spd	Elapsed
1	1	8:51:47.068	8:50:33.912	44.034	29.122	202.6	8:51:47.068
2	1	1:31.495	22.615	40.986	27.894	234.7	8:53:18.563
3	1	1:29.970	22.393	39.966	27.611	236.3	8:54:48.533
4	1	1:40.711 P	23.213	42.649	34.849	226.4	8:56:29.244
5	1	4:54.171	3:37.530	49.039	27.602	124.1	9:01:23.415
6	1	1:28.795	22.242	39.408	27.145	237.8	9:02:52.210
7	1	1:28.561	22.072	39.348	27.141	238.9	9:04:20.771
8	1	1:28.227	22.002	39.218	27.007	237.8	9:05:48.998
9	1	4:29.316	22.040	39.347	26.929	237.8	9:07:17.314
10	1	1:40.347 P	22.318	42.106	35.923	219.0	9:08:57.661
11	1	5:48.623 P	4:16.792	43.122	48.709	219.5	9:14:46.284
12	1	2:54.728	1:45.774	40.343	28.611	233.2	9:17:41.012
13	1	1:30.004	22.212	40.038	27.754	237.8	9:19:11.016
14	1	1:28.312	22.071	39.336	26.905	238.4	9:20:39.328
15	1	1:28.135	21.879	39.258	26.998	240.0	9:22:07.463
16	1	1:38.142 P	21.980	40.000	36.162	240.0	9:23:45.605

20

1 Valentin Pierburg Mercedes AMG GT3  
 2 Tom Onslow-Cole SPS Automotive Performance

Lap	D	Time	Sector 1	Sector 2	Sector 3	T. Spd	Elapsed
1	2	8:52:00.206	8:50:44.451	42.809	32.946	229.2	8:52:00.206
2	2	1:31.363	22.851	40.689	27.823	232.7	8:53:31.569
3	2	1:37.208 P	23.000	40.502	33.706	232.7	8:55:08.777
4	2	2:47.131	1:37.541	41.596	27.994	217.7	8:57:55.908
5	2	4:29.449	22.330	39.878	27.211	233.7	8:59:25.327
6	2	1:29.096	22.316	39.692	27.088	233.7	9:00:54.423
7	2	1:28.589	22.299	39.479	26.811	234.2	9:02:23.012
8	2	4:28.579	22.317	39.458	26.795	234.2	9:03:51.582
9	2	1:28.490	22.178	39.467	26.845	234.7	9:05:20.072
10	2	1:34.878 P	22.226	39.825	32.827	234.2	9:06:54.950
11	2	2:31.558	1:21.088	41.390	29.080	232.2	9:09:26.508
12	2	1:28.474	22.154	39.578	26.742	236.8	9:10:54.982
13	2	4:27.823	21.932	39.283	26.608	236.8	9:12:22.805
14	2	1:43.920 P	21.903	41.151	40.866	237.3	9:14:06.725
15	2	3:43.593	2:33.124	42.337	28.132	225.9	9:17:50.318
16	2	1:28.934	22.255	39.574	27.105	235.8	9:19:19.252
17	2	1:28.193	22.031	39.390	26.772	237.3	9:20:47.445
18	2	1:28.350	22.059	39.504	26.787	237.3	9:22:15.795
19	2	1:28.051	22.025	39.301	26.725	237.3	9:23:43.846
20	2	1:55.222 P	27.733	49.192	38.297	138.2	9:25:39.068

19

1 Jiatong Liang Lamborghini Huracan GT3 EVO  
 2 Raffaele Giammaria Raton Racing by Target

Lap	D	Time	Sector 1	Sector 2	Sector 3	T. Spd	Elapsed
1	2	8:52:28.168	8:51:16.895	42.925	28.348	206.5	8:52:28.168
2	2	1:29.936	22.391	40.113	27.432	233.7	8:53:58.104
3	2	1:29.547	22.263	39.780	27.504	236.3	8:55:27.651
4	2	4:29.647	22.255	40.063	27.329	235.8	8:56:57.298
5	2	1:36.622	22.143	43.894	30.585	236.8	8:58:33.920
6	2	1:29.486	22.264	39.952	27.270	234.7	9:00:03.406
7	2	1:29.327	22.239	39.809	27.279	235.8	9:01:32.733
8	2	1:29.175	22.162	39.705	27.308	236.3	9:03:01.908
9	2	1:36.333 P	22.211	39.820	34.302	236.3	9:04:38.241
10	2	2:42.833	1:34.486	40.736	27.611	230.7	9:07:21.074
11	2	1:33.998	22.296	43.602	28.100	235.8	9:08:55.072
12	2	1:28.979	22.133	39.757	27.089	237.3	9:10:24.051
13	2	1:28.921	22.086	39.686	27.149	237.8	9:11:52.972
14	2	1:31.780	23.453	40.811	27.516	232.7	9:13:24.752
15	2	2:02.675 P	25.758	46.311	50.606	201.8	9:15:27.427
16	2	3:00.469	1:50.726	41.722	28.021	229.7	9:18:27.896
17	2	1:30.074	22.270	40.054	27.750	235.2	9:19:57.970
18	2	1:35.828 P	22.212	39.956	33.660	235.2	9:21:33.798

25

1 Alexander Hrachowina Mercedes AMG GT3  
 2 Martin Konrad HTP Motorsport

Lap	D	Time	Sector 1	Sector 2	Sector 3	T. Spd	Elapsed
1	1	8:52:58.405	8:51:45.839	41.332	31.234	230.2	8:52:58.405
2	1	1:32.032	22.813	40.904	28.315	235.2	8:54:30.437
3	1	1:30.837	22.648	40.243	27.946	236.8	8:56:01.274
4	1	1:31.767	22.418	40.287	29.062	237.8	8:57:33.041
5	1	1:30.268	22.388	40.052	27.828	237.3	8:59:03.309
6	1	1:41.236 P	23.588	41.430	36.218	237.8	9:00:44.545
7	1	7:29.783	6:21.603	40.496	27.684	231.2	9:08:14.328
8	1	1:30.578	22.540	40.219	27.819	236.8	9:09:44.906
9	1	4:29.979	22.318	39.915	27.737	237.3	9:11:14.876
10	1	1:29.909	22.302	39.885	27.722	237.8	9:12:44.785
11	1	1:57.693 P	22.180	43.684	51.829	238.4	9:14:42.478

26

1 Eliseo Martínez Lamborghini Huracan GT3  
 2 Fabio Onidi Lazarus Racing

Lap	D	Time	Sector 1	Sector 2	Sector 3	T. Spd	Elapsed
1	1	8:52:02.702	8:50:47.246	43.499	31.957	222.6	8:52:02.702
2	1	1:32.128	22.833	41.083	28.212	236.3	8:53:34.830
3	1	1:30.830	22.582	40.440	27.808	238.4	8:55:05.660
4	1	1:35.470 P	22.410	40.256	32.804	237.8	8:56:41.130
5	1	3:43.253	2:28.296	44.609	30.348	164.8	9:00:24.383
6	1	1:29.733	22.352	39.891	27.490	239.4	9:01:54.116
7	1	1:29.571	22.263	39.806	27.502	238.4	9:03:23.687
8	1	1:29.170	22.176	39.872	27.122	237.3	9:04:52.857
9	1	1:28.775	22.150	39.540	27.085	237.8	9:06:21.632
10	1	1:34.738 P	22.170	40.075	32.493	236.8	9:07:56.370
11	1	4:44.302	3:36.190	40.572	27.540	234.7	9:12:40.672
12	1	1:58.013 P	22.354	45.163	50.496	239.4	9:14:38.685
13	1	3:20.681	2:06.341	42.885	31.455	235.8	9:17:59.366
14	1	1:32.075	22.551	40.812	28.712	236.3	9:19:31.441
15	1	1:29.172	22.219	39.762	27.191	234.7	9:21:00.613
16	1	1:28.758	22.037	39.617	27.104	238.4	9:22:29.371
17	1	1:41.390 P	22.033	40.045	39.312	243.7	9:24:10.761





**Red Bull Ring**  
**International GT Open**  
**Qualifying - 2 Driver - 2**  
**Lap Analysis**



**27**

1 Nicola De Marco  
 Lamborghini Huracan GT3 EVO  
 PRO 2 Nicolas Pohler  
 Lazarus Racing

**63**

1 Albert Costa  
 Lamborghini Huracan GT3 EVO  
 PRO 2 Giacomo Altoè  
 Emil Frey Racing

Lap	D	Time	Sector 1	Sector 2	Sector 3	T. Spd	Elapsed
1	2	8:52:03.006	8:50:52.530	42.014	28.462	226.8	8:52:03.006
2	2	1:32.232	23.100	40.771	28.361	234.2	8:53:35.238
3	2	1:40.370 P	22.615	41.519	36.236	236.3	8:55:15.608
4	2	3:33.952	2:26.009	40.551	27.392	216.4	8:58:49.560
5	2	1:29.490	22.372	39.942	27.176	234.7	9:00:19.050
6	2	1:29.222	22.292	39.740	27.190	235.8	9:01:48.272
7	2	1:29.129	22.381	39.735	27.013	236.3	9:03:17.401
8	2	1:29.096	22.389	39.656	27.051	234.7	9:04:46.497
9	2	1:29.578	22.304	40.001	27.273	235.2	9:06:16.075
10	2	1:28.971	22.338	39.725	26.908	234.2	9:07:45.046
11	2	1:40.618 P	22.224	41.931	36.463	235.2	9:09:25.664
12	2	4:45.015 P	3:11.874	49.299	43.842	202.6	9:14:10.679
13	2	4:26.630	3:18.600	40.759	27.271	230.2	9:18:37.309
14	2	1:29.750	22.528	40.099	27.123	234.7	9:20:07.059
15	2	1:29.850	22.629	40.168	27.053	208.0	9:21:36.909
16	2	1:42.783 P	22.434	41.467	38.882	234.7	9:23:19.692

**59**

1 Martin Kodrić  
 McLaren 720 s  
 PRO 2 Henrique Chaves  
 Teo Martín Motorsport

**66**

1 Frederik Schandorff  
 Lamborghini Huracan GT3 EVO  
 PROAM 2 Tuomas Tujala  
 Vincenzo Sospiri Racing

Lap	D	Time	Sector 1	Sector 2	Sector 3	T. Spd	Elapsed
1	2	8:52:11.677	8:50:57.861	44.757	29.059	200.0	8:52:11.677
2	2	1:33.343	23.085	42.012	28.246	229.7	8:53:45.020
3	2	1:31.535	22.589	40.937	28.009	238.9	8:55:16.555
4	2	1:39.853 P	22.317	41.439	36.097	238.9	8:56:56.408
5	2	4:07.395	2:57.850	41.993	27.552	224.0	9:01:03.803
6	2	1:28.690	22.056	39.579	27.055	240.5	9:02:32.493
7	2	1:28.421	21.932	39.493	26.996	240.5	9:04:00.914
8	2	1:31.512	21.927	39.461	30.124	240.0	9:05:32.426
9	2	1:28.414	22.042	39.340	27.032	238.4	9:07:00.840
10	2	1:37.001 P	21.977	39.543	35.481	239.4	9:08:37.841
11	2	5:17.490 P	3:52.574	45.741	39.175	184.3	9:13:55.331
12	2	3:49.453	2:41.711	40.352	27.390	231.7	9:17:44.784
13	2	1:28.406	22.116	39.390	26.900	238.9	9:19:13.190
14	2	1:28.132	21.877	39.406	26.849	241.0	9:20:41.322
15	2	1:27.951	21.889	39.209	26.853	241.0	9:22:09.273
16	2	1:38.620 P	21.974	39.344	37.302	240.5	9:23:47.893

Lap	D	Time	Sector 1	Sector 2	Sector 3	T. Spd	Elapsed
1	1	8:52:10.083	8:50:55.497	45.854	28.732	225.0	8:52:10.083
2	1	1:31.770	22.590	41.517	27.663	235.8	8:53:41.853
3	1	1:30.191	22.374	40.054	27.763	236.8	8:55:12.044
4	1	1:34.820 P	22.304	39.871	32.645	236.3	8:56:46.864
5	1	2:15.323	1:06.406	40.849	28.068	218.1	8:59:02.187
6	1	1:28.961	22.290	39.544	27.127	236.8	9:00:31.148
7	1	1:29.058	22.095	39.599	27.364	238.4	9:02:00.206
8	1	1:31.481	22.197	41.687	27.597	238.9	9:03:31.687
9	1	1:28.978	22.370	39.602	27.006	236.8	9:05:00.665
10	1	1:33.768 P	22.084	39.751	31.933	235.8	9:06:34.433
11	1	4:52.712	3:36.808	47.225	28.679	138.9	9:11:27.145
12	1	1:28.915	22.295	39.608	27.012	238.4	9:12:56.060
13	1	1:51.698 P	22.171	41.755	47.772	237.8	9:14:47.758
14	1	3:15.792	1:58.054	44.646	33.092	233.2	9:18:03.550
15	1	1:34.002	22.872	41.339	29.791	235.8	9:19:37.552
16	1	1:30.638	22.319	39.870	28.449	238.4	9:21:08.190
17	1	1:28.560	22.120	39.534	26.906	238.4	9:22:36.750
18	1	1:45.090 P	22.371	41.556	41.163	222.2	9:24:21.840





**Red Bull Ring**  
**International GT Open**  
**Qualifying - 2 Driver - 2**  
**Lap Analysis**



**75**

1 Kenny Habul Mercedes AMG GT3  
 PROAM 2 Thomas Jäger Rowe Racing / SunEnergy1 Racing

**93**

1 Christopher Froggatt Ferrari 488 GT3  
 PROAM 2 Edward Cheever III Spirit of Race / Tempesta Racing

Lap	D	Time	Sector 1	Sector 2	Sector 3	T. Spd	Elapsed	Lap	D	Time	Sector 1	Sector 2	Sector 3	T. Spd	Elapsed
1	2	8:52:50.876	8:51:36.441	45.864	28.571	193.5	8:52:50.876	1	2	8:51:57.843	8:50:42.128	44.209	31.506	211.7	8:51:57.843
2	2	1:29.861	22.536	39.874	27.451	234.7	8:54:20.737	2	2	1:31.783	22.534	41.029	28.220	232.7	8:53:29.626
3	2	1:29.314	22.284	39.765	27.265	235.8	8:55:50.051	3	2	1:37.530 P	22.378	40.772	34.380	237.8	8:55:07.156
4	2	<del>1:29.244</del>	22.163	39.665	27.383	237.3	8:57:19.262	4	2	2:23.695	1:15.382	40.853	27.460	235.2	8:57:30.851
5	2	1:29.176	22.271	39.815	27.090	236.3	8:58:48.438	5	2	<del>4:28.666</del>	22.103	39.445	27.118	238.4	8:58:59.517
6	2	1:29.446	22.131	40.123	27.192	236.3	9:00:17.884	6	2	1:28.807	22.092	39.585	27.130	238.4	9:00:28.324
7	2	1:28.812	22.165	<b>39.446</b>	27.201	236.8	9:01:46.696	7	2	1:31.551	22.088	42.097	27.366	240.5	9:01:59.875
8	2	1:37.587 P	<b>22.078</b>	39.733	35.776	237.8	9:03:24.283	8	2	1:36.348 P	22.089	39.604	34.655	238.4	9:03:36.223
9	2	6:50.067	5:40.679	41.732	27.656	230.7	9:10:14.350	9	2	5:45.828	4:32.257	45.653	27.918	221.3	9:09:22.051
10	2	<b>1:28.594</b>	22.161	39.566	<b>26.867</b>	235.8	9:11:42.944	10	2	<del>4:28.335</del>	22.058	39.526	<b>26.751</b>	238.9	9:10:50.386
11	2	1:28.792	22.078	39.654	27.060	237.8	9:13:11.736	11	2	<b>1:28.069</b>	<b>21.993</b>	<b>39.180</b>	26.896	237.8	9:12:18.455
12	2	2:12.405 P	22.335	1:01.373	48.697	178.5	9:15:24.141	12	2	1:43.690 P	22.055	39.336	42.299	238.9	9:14:02.145
13	2	2:37.321	1:20.115	44.172	33.034	227.8	9:18:01.462	13	2	4:18.673	3:10.937	40.560	27.176	233.2	9:18:20.818
14	2	1:34.704	22.393	41.489	30.822	236.8	9:19:36.166	14	2	1:28.381	22.038	39.375	26.968	238.9	9:19:49.199
15	2	1:30.103	22.267	40.080	27.756	236.3	9:21:06.269	15	2	1:29.364	21.997	39.514	27.853	240.5	9:21:18.563
16	2	1:29.088	22.192	39.878	27.018	236.8	9:22:35.357	16	2	1:28.171	22.020	39.326	26.825	238.9	9:22:46.734
17	2	1:28.632	22.170	39.490	26.972	237.3	9:24:03.989	17	2	1:45.108 P	25.772	43.556	35.780	178.2	9:24:31.842
18	2	2:05.400 P	26.385	52.189	46.826	161.9	9:26:09.389								

**77**

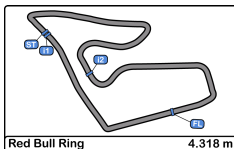
1 Marcin Jedlinski Audi R8 LMS EVO  
 PROAM 2 Mateusz Lisowski Olimp Racing

**96**

1 Oliver Wilkinson Aston Martin GT3 AMR MY2019  
 PRO 2 Jonny Adam Optimum Motorsport

Lap	D	Time	Sector 1	Sector 2	Sector 3	T. Spd	Elapsed	Lap	D	Time	Sector 1	Sector 2	Sector 3	T. Spd	Elapsed
1	2	8:51:38.750	8:50:27.472	44.027	27.251	223.6	8:51:38.750	1	2	8:51:53.003	8:50:31.386	48.573	33.044	189.4	8:51:53.003
2	2	1:28.754	22.242	39.572	26.940	234.7	8:53:07.504	2	2	1:43.743	25.252	46.995	31.496	155.8	8:53:36.746
3	2	<del>4:29.760</del>	22.221	39.633	26.906	235.2	8:54:36.264	3	2	1:43.342	25.903	47.809	29.630	184.9	8:55:20.088
4	2	1:28.740	22.253	39.558	26.929	236.3	8:56:05.004	4	2	1:29.991	22.409	40.027	27.555	238.4	8:56:50.079
5	2	1:29.022	22.285	39.568	27.169	235.2	8:57:34.026	5	2	1:29.861	22.284	39.854	27.723	238.9	8:58:19.940
6	2	1:29.477	22.351	39.674	27.452	236.8	8:59:03.503	6	2	1:40.265 P	22.757	41.112	36.396	228.8	9:00:00.205
7	2	1:29.496	22.355	39.719	27.422	236.8	9:00:32.999	7	2	2:27.008	1:19.709	39.968	27.331	236.8	9:02:27.213
8	2	1:34.170 P	22.309	39.711	32.150	237.3	9:02:07.169	8	2	1:28.273	21.950	39.387	26.936	241.0	9:03:55.486
9	2	15:48.328	14:37.335	42.230	28.763	233.7	9:17:55.497	9	2	1:28.048	21.926	39.292	26.830	241.0	9:05:23.534
10	2	1:33.291	23.162	42.588	27.541	225.4	9:19:28.788	10	2	<b>1:27.895</b>	21.830	<b>39.249</b>	26.816	241.6	9:06:51.429
11	2	<del>4:28.606</del>	22.161	39.543	<b>26.801</b>	236.8	9:20:57.293	11	2	1:38.599 P	22.422	42.174	34.003	222.2	9:08:30.028
12	2	<b>1:28.234</b>	<b>22.117</b>	<b>39.253</b>	26.864	236.8	9:22:25.527	12	2	6:10.332 P	4:32.513	46.730	51.089	235.8	9:14:40.360
13	2	1:28.343	22.152	39.332	26.859	237.3	9:23:53.870	13	2	3:14.825	2:02.082	41.182	31.561	235.8	9:17:55.185
14	2	1:54.446 P	27.460	48.783	38.203	159.0	9:25:48.316	14	2	1:29.452	22.122	39.699	27.631	241.6	9:19:24.637
								15	2	1:28.182	21.943	39.379	26.860	241.6	9:20:52.819
								16	2	1:28.080	<b>21.803</b>	39.486	<b>26.791</b>	242.6	9:22:20.899
								17	2	1:38.663 P	21.924	41.853	34.886	243.2	9:23:59.562





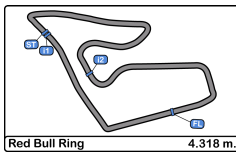
**Red Bull Ring**  
**International GT Open**  
**Qualifying - 2 Driver - 2**  
**Best Sectors Results**



Sector - 1				Sector - 2				Sector - 3				Ideal Lap vs Best Lap				
Clas	Nº	Driver	Time	Nº	Driver	Time	Nº	Driver	Time	Clas	Nº	Driver	Ideal Lap	Best Lap	Clas	
1	96	Jonny Adam	21.803	63	Giacomo Altoè	39.171	20	Tom Onslow-Cole	26.608	1	20	Tom Onslow-Cole	1:27.794	1:28.051	4	
2	59	Henrique Chaves	21.877	93	Edward Cheever III	39.180	93	Edward Cheever III	26.751	2	96	Jonny Adam	1:27.843	1:27.895	1	
3	17	Fran Rueda	21.879	59	Henrique Chaves	39.209	63	Giacomo Altoè	26.753	3	63	Giacomo Altoè	1:27.886	1:28.039	3	
4	20	Tom Onslow-Cole	21.903	17	Fran Rueda	39.218	96	Jonny Adam	26.791	4	93	Edward Cheever III	1:27.924	1:28.069	5	
5	16	Allam Khodair	21.933	96	Jonny Adam	39.249	14	Norbert Siedler	26.797	5	59	Henrique Chaves	1:27.935	1:27.951	2	
6	63	Giacomo Altoè	21.962	77	Mateusz Lisowski	39.253	77	Mateusz Lisowski	26.801	6	17	Fran Rueda	1:28.002	1:28.135	6	
7	93	Edward Cheever III	21.993	16	Allam Khodair	39.254	59	Henrique Chaves	26.849	7	16	Allam Khodair	1:28.093	1:28.209	7	
8	26	Eliseo Martínez	22.033	20	Tom Onslow-Cole	39.283	75	Thomas Jäger	26.867	8	14	Norbert Siedler	1:28.147	1:28.305	9	
9	3	Beitske Visser	22.038	14	Norbert Siedler	39.310	17	Fran Rueda	26.905	9	77	Mateusz Lisowski	1:28.171	1:28.234	8	
10	14	Norbert Siedler	22.040	75	Thomas Jäger	39.446	16	Allam Khodair	26.906	10	75	Thomas Jäger	1:28.391	1:28.594	12	
11	75	Thomas Jäger	22.078	10	Miguel Ramos	39.527	66	Frederik Schandorff	26.906	11	3	Beitske Visser	1:28.515	1:28.515	10	
12	66	Frederik Schandorff	22.084	66	Frederik Schandorff	39.534	27	Nicolas Pohler	26.908	12	66	Frederik Schandorff	1:28.524	1:28.560	11	
13	19	Raffaele Giammaria	22.086	26	Eliseo Martínez	39.540	3	Beitske Visser	26.920	13	10	Miguel Ramos	1:28.611	1:28.872	14	
14	77	Mateusz Lisowski	22.117	3	Beitske Visser	39.557	10	Miguel Ramos	26.954	14	26	Eliseo Martínez	1:28.658	1:28.758	13	
15	10	Miguel Ramos	22.130	6	Daniel Zampieri	39.584	9	Davide Roda	26.978	15	27	Nicolas Pohler	1:28.788	1:28.971	17	
16	9	Davide Roda	22.157	27	Nicolas Pohler	39.656	26	Eliseo Martínez	27.085	16	6	Daniel Zampieri	1:28.860	1:28.958	16	
17	25	Alexander Hrachowina	22.180	19	Raffaele Giammaria	39.686	19	Raffaele Giammaria	27.089	17	19	Raffaele Giammaria	1:28.861	1:28.921	15	
18	6	Daniel Zampieri	22.185	8	Giuseppe Cipriani	39.830	6	Daniel Zampieri	27.091	18	9	Davide Roda	1:29.036	1:29.503	18	
19	27	Nicolas Pohler	22.224	25	Alexander Hrachowina	39.885	8	Giuseppe Cipriani	27.491	19	8	Giuseppe Cipriani	1:29.554	1:29.592	19	
20	8	Giuseppe Cipriani	22.233	9	Davide Roda	39.901	25	Alexander Hrachowina	27.684	20	25	Alexander Hrachowina	1:29.749	1:29.909	20	
21	5	Stanislaw Jedlinski	23.070	5	Stanislaw Jedlinski	41.045	5	Stanislaw Jedlinski	28.641	21	5	Stanislaw Jedlinski	1:32.756	1:33.190	21	





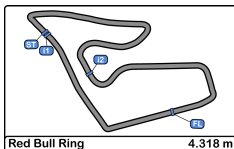


**Red Bull Ring**  
**International GT Open**  
**Qualifying - 2 Driver - 2**  
**Best 5 Lap Times**



Cl	Nº	Entrant/Team	Nat	Driver 1	Nat	Status	Driver 2	Nat	Status	Vehicle	Cat	Cl	Best 1		Best 2		Best 3		Best 4		Best 5	
													Time	Lap	Time	Lap	Time	Lap	Time	Lap	Time	Lap
1	96	Optimum Motorsport	GBR	Oliver Wilkinson	GBR		Jonny Adam	GBR		Aston Martin GT3 AMR MY2019	PRO	1	1:27.895	10	1:28.048	9	1:28.080	16	1:28.182	15	1:28.273	8
2	59	Teo Martín Motorsport	ESP	Martin Kodrić	PER		Henrique Chaves	PER		McLaren 720 s	PRO	2	1:27.951	15	1:28.132	14	1:28.406	13	1:28.414	9	1:28.421	7
3	63	Emil Frey Racing	CHE	Albert Costa	ESP		Giacomo Altoè	ITA		Lamborghini Huracan GT3 EVO	PRO	3	1:28.039	15	1:28.367	14	1:28.461	10	1:28.557	5	1:28.684	7
4	20	SPS Automotive Performance	DEU	Valentin Pierburg	DEU		Tom Onslow-Cole	GBR		Mercedes AMG GT3	PROAM	1	1:28.051	19	1:28.193	17	1:28.350	18	1:28.474	12	1:28.490	9
5	93	Spirit of Race / Tempesta Racing	GBR	Christopher Froggatt	GBR		Edward Cheever III	ITA		Ferrari 488 GT3	PROAM	2	1:28.069	11	1:28.171	16	1:28.381	14	1:28.807	6	1:29.364	15
6	17	Teo Martín Motorsport	ESP	Fran Rueda	ESP		Andrés Saravia	ITA		McLaren 720 s	PRO	4	1:28.135	15	1:28.227	8	1:28.312	14	1:28.561	7	1:28.795	6
7	16	Teo Martín Motorsport	ESP	Marcelo Hahn	BRA		Allam Khodair	BRA		McLaren 720 s	PROAM	3	1:28.209	9	1:30.791	3	1:31.225	7	1:34.312	15	1:35.235	4
8	77	Olimp Racing	POL	Marcin Jedlinski	POL		Mateusz Lisowski	POL		Audi R8 LMS EVO	PROAM	4	1:28.234	12	1:28.343	13	1:28.740	4	1:28.754	2	1:29.022	5
9	14	Emil Frey Racing	CHE	Norbert Siedler	AUT		Mikaël Grenier	CAN		Lamborghini Huracan GT3 EVO	PRO	5	1:28.305	16	1:28.371	14	1:28.385	15	1:28.567	9	1:28.756	6
10	3	Senkyr Motorsport	CZE	Beitske Visser	AUT		Richard Gonda	SVK		BMW M6 GT3	PRO	6	1:28.515	14	1:28.685	13	1:28.747	12	1:28.868	4	1:28.950	8
11	66	Vincenzo Sospiri Racing	ITA	Frederik Schandorff	DNK		Tuomas Tujula	FIN		Lamborghini Huracan GT3 EVO	PROAM	5	1:28.560	17	1:28.915	12	1:28.961	6	1:28.978	9	1:29.058	7
12	75	Rowe Racing / SunEnergy1 Racing	DEU	Kenny Habul	AUS		Thomas Jäger	DEU		Mercedes AMG GT3	PROAM	6	1:28.594	10	1:28.632	17	1:28.792	11	1:28.812	7	1:29.088	16
13	26	Lazarus Racing	ITA	Eliseo Martínez	ESP		Fabio Onidi	ITA		Lamborghini Huracan GT3	PRO	7	1:28.758	16	1:28.775	9	1:29.170	8	1:29.172	15	1:29.571	7
14	10	SPS Automotive Performance	DEU	Miguel Ramos	PER		Fabrizio Crestani	ITA		Mercedes AMG GT3	PRO	8	1:28.872	16	1:29.203	6	1:29.253	9	1:29.343	7	1:29.512	15
15	19	Raton Racing by Target	ITA	Jiatong Liang	CHN		Raffaele Giammaria	ITA		Lamborghini Huracan GT3 EVO	PROAM	7	1:28.921	13	1:28.979	12	1:29.175	8	1:29.327	7	1:29.486	6
16	6	Antonelli MotorSport	ITA	Daniel Zampieri	ITA		Alessio Rovera	ITA		Mercedes AMG GT3	PRO	9	1:28.958	10	1:29.054	11	1:29.163	17	1:29.293	18	1:29.351	16
17	27	Lazarus Racing	ITA	Nicola De Marco	ITA		Nicolas Pohler	DEU		Lamborghini Huracan GT3 EVO	PRO	10	1:28.971	10	1:29.096	8	1:29.129	7	1:29.222	6	1:29.490	5
18	9	Antonelli MotorSport	ITA	Davide Roda	ITA		-	-		Mercedes AMG GT3	AM	1	1:29.503	9	1:29.601	12	1:29.717	17	1:29.824	18	1:29.948	6
19	8	Antonelli MotorSport	ITA	Giuseppe Cipriani	ITA		-	-		Mercedes AMG GT3	AM	2	1:29.592	16	1:29.886	10	1:29.997	7	1:30.093	15	1:30.400	4
20	25	HTP Motorsport	DEU	Alexander Hrachowina	AUT		Martin Konrad	AUT		Mercedes AMG GT3	AM	3	1:29.909	10	1:30.268	5	1:30.578	8	1:30.837	3	1:31.767	4
21	5	Olimp Racing	POL	Stanislaw Jedlinski	POL		-	-		Mercedes AMG GT3	AM	4	1:33.190	3	1:33.365	8	1:33.722	2	1:33.961	5	1:34.046	6



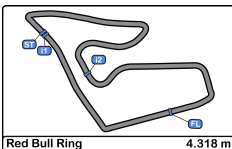


**Red Bull Ring**  
**International GT Open**  
**Qualifying - 2 Driver - 2**  
**Best 5 Top Speeds**



Cl	Nº	Entrant/Team	Nat	Driver 1	Nat	Status	Driver 2	Nat	Status	Vehicle	Cat	Cl	Top 1		Top 2		Top 3		Top 4		Top 5		Avg
													Km/h	Lap	Km/h	Lap	Km/h	Lap	Km/h	Lap	Km/h	Lap	
1	26	Lazarus Racing	ITA	<b>Eliseo Martínez</b>	ESP		Fabio Onidi	ITA		Lamborghini Huracan GT3	PRO	1	<b>243.7</b>	17	239.4	6	239.4	12	238.4	3	238.4	7	239.9
2	96	Optimum Motorsport	GBR	Oliver Wilkinson	GBR		<b>Jonny Adam</b>	GBR		Aston Martin GT3 AMR MY2019	PRO	2	<b>243.2</b>	17	242.6	16	241.6	10	241.6	14	241.6	15	242.1
3	3	Senkyr Motorsport	CZE	<b>Beitske Visser</b>	AUT		Richard Gonda	SVK		BMW M6 GT3	PRO	3	<b>242.1</b>	13	241.6	14	240.5	8	240.5	12	240.0	11	240.9
4	59	Teo Martín Motorsport	ESP	Martin Kodrić	HRV		<b>Henrique Chaves</b>	PRT		McLaren 720 s	PRO	4	<b>241.0</b>	14	241.0	15	240.5	6	240.5	7	240.5	16	240.7
5	93	Spirit of Race / Tempesta Racing	GBR	Christopher Froggatt	GBR		<b>Edward Cheever III</b>	ITA		Ferrari 488 GT3	PROAM	1	<b>240.5</b>	7	240.5	15	238.9	10	238.9	12	238.9	14	239.5
6	16	Teo Martín Motorsport	ESP	Marcelo Hahn	BRA		<b>Allam Khodair</b>	BRA		McLaren 720 s	PROAM	2	<b>240.0</b>	10	240.0	16	239.4	9	239.4	14	238.9	7	239.5
7	17	Teo Martín Motorsport	ESP	<b>Fran Rueda</b>	ESP		Andrés Saravia	URU		McLaren 720 s	PRO	5	<b>240.0</b>	15	240.0	16	238.9	7	238.4	14	237.8	6	239.0
8	63	Emil Frey Racing	CHE	Albert Costa	ESP		<b>Giacomo Altoè</b>	ITA		Lamborghini Huracan GT3 EVO	PRO	6	<b>239.4</b>	16	238.9	11	238.9	13	238.9	15	238.4	7	238.9
9	66	Vincenzo Sospiri Racing	ITA	<b>Frederik Schandorff</b>	DNK		Tuomas Tujula	FIN		Lamborghini Huracan GT3 EVO	PROAM	3	<b>238.9</b>	8	238.4	7	238.4	12	238.4	16	238.4	17	238.5
10	9	Antonelli MotorSport	ITA	Davide Roda	ITA					Mercedes AMG GT3	AM	1	<b>238.4</b>	12	238.4	19	237.3	13	236.3	5	236.3	8	237.3
11	25	HTP Motorsport	DEU	<b>Alexander Hrachowina</b>	AUT		Martin Konrad	AUT		Mercedes AMG GT3	AM	2	<b>238.4</b>	11	237.8	4	237.8	6	237.8	10	237.3	5	237.8
12	14	Emil Frey Racing	CHE	<b>Norbert Siedler</b>	AUT		Mikaël Grenier	CAN		Lamborghini Huracan GT3 EVO	PRO	7	<b>237.8</b>	8	236.8	6	236.8	7	236.3	5	236.3	9	236.8
13	19	Raton Racing by Target	ITA	Jiatong Liang	CHN		<b>Raffaele Giammaria</b>	ITA		Lamborghini Huracan GT3 EVO	PROAM	4	<b>237.8</b>	13	237.3	12	236.8	5	236.3	3	236.3	8	236.9
14	75	Rowe Racing / SunEnergy1 Racing	DEU	Kenny Habul	AUS		<b>Thomas Jäger</b>	DEU		Mercedes AMG GT3	PROAM	5	<b>237.8</b>	8	237.8	11	237.3	4	237.3	17	236.8	7	237.4
15	20	SPS Automotive Performance	DEU	Valentin Pierburg	DEU		<b>Tom Onslow-Cole</b>	GBR		Mercedes AMG GT3	PROAM	6	<b>237.3</b>	14	237.3	17	237.3	18	237.3	19	236.8	12	237.2
16	77	Olimp Racing	POL	Marcin Jedlinski	POL		<b>Mateusz Lisowski</b>	POL		Audi R8 LMS EVO	PROAM	7	<b>237.3</b>	8	237.3	13	236.8	6	236.8	7	236.8	11	237.0
17	8	Antonelli MotorSport	ITA	Giuseppe Cipriani	ITA					Mercedes AMG GT3	AM	3	<b>236.3</b>	11	236.3	17	235.8	15	235.8	16	234.7	10	235.8
18	10	SPS Automotive Performance	DEU	<b>Miguel Ramos</b>	PRT		Fabrizio Crestani	ITA		Mercedes AMG GT3	PRO	8	<b>236.3</b>	13	235.8	8	235.8	12	235.8	16	235.8	17	235.9
19	27	Lazarus Racing	ITA	Nicola De Marco	ITA		<b>Nicolas Pohler</b>	DEU		Lamborghini Huracan GT3 EVO	PRO	9	<b>236.3</b>	3	236.3	7	235.8	6	235.2	9	235.2	11	235.8
20	6	Antonelli MotorSport	ITA	<b>Daniel Zampieri</b>	ITA		Alessio Rovera	ITA		Mercedes AMG GT3	PRO	10	<b>235.8</b>	5	235.2	9	234.2	4	234.2	16	233.7	8	234.6
21	5	Olimp Racing	POL	Stanislaw Jedlinski	POL					Mercedes AMG GT3	AM	4	<b>234.7</b>	15	233.7	11	233.7	13	233.7	14	232.7	5	233.7





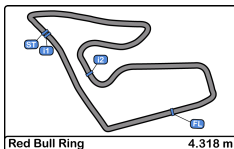
**Red Bull Ring**  
**International GT Open**  
**Qualifying - 2 Driver - 2**  
**Fastest Laps Sequence**

Red Bull Ring 4.318 m.



Lap	Time of Day	Session Time	Nº	Entrant/Team	Nat	Driver 1	Nat	Status	Driver 2	Nat	Status	Vehicle	Cat	Time	Km/h
2	8:53:07.504	3:07.504	77	Olimp Racing		POL Marcin Jedlinski		POL	<u>Mateusz Lisowski</u>		POL	Audi R8 LMS EVO	PROAM	1:28.754	175.1
4	8:56:05.004	6:05.004	77	Olimp Racing		POL Marcin Jedlinski		POL	<u>Mateusz Lisowski</u>		POL	Audi R8 LMS EVO	PROAM	1:28.740	175.1
5	8:58:51.766	8:51.766	63	Emil Frey Racing		CHE Albert Costa		ESP	<u>Giacomo Altoè</u>		ITA	Lamborghini Huracan GT3 EVO	PRO	1:28.557	175.5
8	9:03:55.486	13:55.486	96	Optimum Motorsport		GBR Oliver Wilkinson		GBR	<u>Jonny Adam</u>		GBR	Aston Martin GT3 AMR MY2019	PRO	1:28.273	176.0
9	9:05:23.534	15:23.534	96	Optimum Motorsport		GBR Oliver Wilkinson		GBR	<u>Jonny Adam</u>		GBR	Aston Martin GT3 AMR MY2019	PRO	1:28.048	176.5
10	9:06:51.429	16:51.429	96	Optimum Motorsport		GBR Oliver Wilkinson		GBR	<u>Jonny Adam</u>		GBR	Aston Martin GT3 AMR MY2019	PRO	1:27.895	176.8



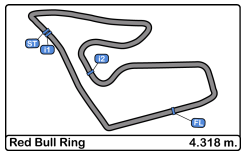


**Red Bull Ring**  
**International GT Open**  
**Qualifying - 2 Driver - 2**  
**Event Best Maximum Speed**



Nº	Entrant/Team	Nat	Driver 1	Nat	Status	Driver 2	Nat	Status	Vehicle	Cat	Km/h	Session
26	Lazarus Racing	ITA	Eliseo Martínez	ESP		Fabio Onidi	ITA		Lamborghini Huracan GT3	PRO	243.7	Qualifying - 2 Driver - 2
96	Optimum Motorsport	GBR	Oliver Wilkinson	GBR		Jonny Adam	GBR		Aston Martin GT3 AMR MY2019	PRO	243.2	Qualifying - 2 Driver - 2
3	Senkyr Motorsport	CZE	Beitske Visser	NLD		Richard Gonda	SVK		BMW M6 GT3	PRO	242.1	Race - 1
59	Teo Martín Motorsport	ESP	Martin Kodrić	HRV		Henrique Chaves	PRT		McLaren 720 s	PRO	241.0	Qualifying - 2 Driver - 2
16	Teo Martín Motorsport	ESP	Marcelo Hahn	BRA		Allam Khodair	BRA		McLaren 720 s	PROAM	240.5	Race - 1
93	Spirit of Race / Tempesta Racing	GBR	Christopher Froggatt	GBR		Edward Cheever III	ITA		Ferrari 488 GT3	PROAM	240.5	Qualifying - 2 Driver - 2
17	Teo Martín Motorsport	ESP	Fran Rueda	ESP		Andrés Saravia	GTM		McLaren 720 s	PRO	240.0	Qualifying - 2 Driver - 2
6	Antonelli MotorSport	ITA	Daniel Zampieri	ITA		Alessio Rovera	ITA		Mercedes AMG GT3	PRO	239.4	Free Practice - 1
63	Emil Frey Racing	CHE	Albert Costa	ESP		Giacomo Altoè	ITA		Lamborghini Huracan GT3 EVO	PRO	239.4	Qualifying - 2 Driver - 2
9	Antonelli MotorSport	ITA	Davide Roda	ITA					Mercedes AMG GT3	AM	238.9	Free Practice - 1
10	SPS Automotive Performance	DEU	Miguel Ramos	PRT		Fabrizio Crestani	ITA		Mercedes AMG GT3	PRO	238.9	Race - 1
66	Vincenzo Sospiri Racing	ITA	Frederik Schandorff	DNK		Tuomas Tujula	FIN		Lamborghini Huracan GT3 EVO	PROAM	238.9	Qualifying - 2 Driver - 2
25	HTP Motorsport	DEU	Alexander Hrachowina	AUT		Martin Konrad	AUT		Mercedes AMG GT3	AM	238.4	Qualifying - 2 Driver - 2
14	Emil Frey Racing	CHE	Norbert Siedler	AUT		Mikaël Grenier	CAN		Lamborghini Huracan GT3 EVO	PRO	237.8	Qualifying - 1 Driver - 1
75	Rowe Racing / SunEnergy1 Racing	DEU	Kenny Habul	AUS		Thomas Jäger	DEU		Mercedes AMG GT3	PROAM	237.8	Qualifying - 2 Driver - 2
19	Raton Racing by Target	ITA	Jiatong Liang	CHN		Raffaele Giammaria	ITA		Lamborghini Huracan GT3 EVO	PROAM	237.8	Qualifying - 2 Driver - 2
77	Olimp Racing	POL	Marcin Jedlinski	POL		Mateusz Lisowski	POL		Audi R8 LMS EVO	PROAM	237.3	Free Practice - 1
27	Lazarus Racing	ITA	Nicola De Marco	ITA		Nicolas Pohler	DEU		Lamborghini Huracan GT3 EVO	PRO	237.3	Race - 1
20	SPS Automotive Performance	DEU	Valentin Pierburg	DEU		Tom Onslow-Cole	GBR		Mercedes AMG GT3	PROAM	237.3	Qualifying - 2 Driver - 2
8	Antonelli MotorSport	ITA	Giuseppe Cipriani	ITA					Mercedes AMG GT3	AM	236.3	Qualifying - 2 Driver - 2
5	Olimp Racing	POL	Stanislaw Jedlinski	POL					Mercedes AMG GT3	AM	234.7	Qualifying - 2 Driver - 2





**Red Bull Ring**  
**International GT Open**  
**Qualifying - 2 Driver - 2**  
**Pit Stop Analysis**



**3** Beitske Visser PRO Senkyr Motorsport  
 Richard Gonda BMW M6 GT3

Nr.	In Day Time	In Time	Out Time	Pit Time	T. Pit Time	Handicap	Penalty
1	9:01:59.245	9:01:59.245	9:10:07.048	8:07.803	8:07.803		
2	9:15:16.165	9:15:16.165	9:16:18.593	1:02.428	9:10.231		

**5** Stanislaw Jedlinski AM Olimp Racing  
 Mercedes AMG GT3

Nr.	In Day Time	In Time	Out Time	Pit Time	T. Pit Time	Handicap	Penalty
1	9:04:30.025	9:04:30.025	9:10:30.603	6:00.578	6:00.578		
2	9:15:24.600	9:15:24.600	9:16:27.666	1:03.066	7:03.644		

**6** Daniel Zampieri PRO Antonelli MotorSport  
 Alessio Rovera Mercedes AMG GT3

Nr.	In Day Time	In Time	Out Time	Pit Time	T. Pit Time	Handicap	Penalty
1	8:59:54.240	8:59:54.240	9:01:56.257	2:02.017	2:02.017		
2	9:11:01.633	9:11:01.633	9:12:38.767	1:37.134	3:39.151		
3	9:14:30.548	9:14:30.548	9:16:07.093	1:36.545	5:15.696		

**8** Giuseppe Cipriani AM Antonelli MotorSport  
 Mercedes AMG GT3

Nr.	In Day Time	In Time	Out Time	Pit Time	T. Pit Time	Handicap	Penalty
1	9:03:13.474	9:03:13.474	9:08:50.200	5:36.726	5:36.726		
2	9:15:26.814	9:15:26.814	9:16:28.762	1:01.948	6:38.674		

**9** Davide Roda AM Antonelli MotorSport  
 Mercedes AMG GT3

Nr.	In Day Time	In Time	Out Time	Pit Time	T. Pit Time	Handicap	Penalty
1	9:05:59.960	9:05:59.960	9:08:52.604	2:52.644	2:52.644		
2	9:15:28.536	9:15:28.536	9:16:30.447	1:01.911	3:54.555		

**10** Miguel Ramos PRO SPS Automotive Performance  
 Fabrizio Crestani Mercedes AMG GT3

Nr.	In Day Time	In Time	Out Time	Pit Time	T. Pit Time	Handicap	Penalty
1	8:55:16.276	8:55:16.276	8:56:30.976	1:14.700	1:14.700		
2	9:07:02.747	9:07:02.747	9:08:45.599	1:42.852	2:57.552		
3	9:13:22.088	9:13:22.088	9:16:16.035	2:53.947	5:51.499		

**14** Norbert Siedler PRO Emil Frey Racing  
 Mikaël Grenier Lamborghini Huracan GT3 EVO

Nr.	In Day Time	In Time	Out Time	Pit Time	T. Pit Time	Handicap	Penalty
1	8:53:29.955	8:53:29.955	8:54:18.457	48.502	48.502		
2	9:06:10.847	9:06:10.847	9:12:17.064	6:06.217	6:54.719		
3	9:14:07.369	9:14:07.369	9:16:05.394	1:58.025	8:52.744		

**16** Marcelo Hahn PROAM Teo Martín Motorsport  
 Allam Khodair McLaren 720 s

Nr.	In Day Time	In Time	Out Time	Pit Time	T. Pit Time	Handicap	Penalty
1	8:56:45.132	8:56:45.132	9:00:28.872	3:43.740	3:43.740		
2	9:09:33.092	9:09:33.092	9:10:58.657	1:25.565	5:09.305		
3	9:14:10.349	9:14:10.349	9:16:36.639	2:26.290	7:35.595		

**17** Fran Rueda PRO Teo Martín Motorsport  
 Andrés Saravia McLaren 720 s

Nr.	In Day Time	In Time	Out Time	Pit Time	T. Pit Time	Handicap	Penalty
1	8:56:24.527	8:56:24.527	8:59:39.693	3:15.166	3:15.166		
2	9:08:52.926	9:08:52.926	9:12:53.086	4:00.160	7:15.326		

**3** 9:14:40.937 9:14:40.937 9:16:10.678 1:29.741 8:45.067  
 Jiatong Liang PROAM Raton Racing by Target

**19** Raffaele Giammaria Lamborghini Huracan GT3 EVO

Nr.	In Day Time	In Time	Out Time	Pit Time	T. Pit Time	Handicap	Penalty
1	9:04:32.525	9:04:32.525	9:05:51.580	1:19.055	1:19.055		
2	9:15:21.561	9:15:21.561	9:16:56.611	1:35.050	2:54.105		

**20** Valentin Pierburg PROAM SPS Automotive Performance  
 Tom Onslow-Cole Mercedes AMG GT3

Nr.	In Day Time	In Time	Out Time	Pit Time	T. Pit Time	Handicap	Penalty
1	8:55:03.604	8:55:03.604	8:56:24.161	1:20.557	1:20.557		
2	9:06:50.262	9:06:50.262	9:07:54.786	1:04.524	2:25.081		
3	9:14:02.031	9:14:02.031	9:16:17.153	2:15.122	4:40.203		

**25** Alexander Hrachowina AM HTP Motorsport  
 Martin Konrad Mercedes AMG GT3

Nr.	In Day Time	In Time	Out Time	Pit Time	T. Pit Time	Handicap	Penalty
1	9:00:39.750	9:00:39.750	9:06:44.569	6:04.819	6:04.819		

**26** Eliseo Martínez PRO Lazarus Racing  
 Fabio Onidi Lamborghini Huracan GT3

Nr.	In Day Time	In Time	Out Time	Pit Time	T. Pit Time	Handicap	Penalty
1	8:56:36.516	8:56:36.516	8:58:43.974	2:07.458	2:07.458		
2	9:07:51.681	9:07:51.681	9:11:10.754	3:19.073	5:26.531		
3	9:14:32.253	9:14:32.253	9:16:22.585	1:50.332	7:16.863		

**27** Nicola De Marco PRO Lazarus Racing  
 Nicolas Pohler Lamborghini Huracan GT3 EVO

Nr.	In Day Time	In Time	Out Time	Pit Time	T. Pit Time	Handicap	Penalty
1	8:55:10.377	8:55:10.377	8:57:19.943	2:09.566	2:09.566		
2	9:09:20.762	9:09:20.762	9:12:12.002	2:51.240	5:00.806		
3	9:14:05.243	9:14:05.243	9:17:07.314	3:02.071	8:02.877		

**59** Martin Kodrić PRO Teo Martín Motorsport  
 Henrique Chaves McLaren 720 s

Nr.	In Day Time	In Time	Out Time	Pit Time	T. Pit Time	Handicap	Penalty
1	8:56:51.511	8:56:51.511	8:59:32.360	2:40.849	2:40.849		
2	9:08:33.124	9:08:33.124	9:12:06.403	3:33.279	6:14.128		
3	9:13:50.569	9:13:50.569	9:16:14.028	2:23.459	8:37.587		

**63** Albert Costa PRO Emil Frey Racing  
 Giacomo Altoè Lamborghini Huracan GT3 EVO

Nr.	In Day Time	In Time	Out Time	Pit Time	T. Pit Time	Handicap	Penalty
1	9:03:21.627	9:03:21.627	9:09:46.824	6:25.197	6:25.197		
2	9:14:36.890	9:14:36.890	9:16:25.007	1:48.117	8:13.314		

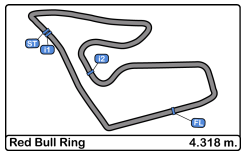
**66** Frederik Schandorff PROAM Vincenzo Sospiri Racing  
 Tuomas Tujula Lamborghini Huracan GT3 EVO

Nr.	In Day Time	In Time	Out Time	Pit Time	T. Pit Time	Handicap	Penalty
1	8:56:42.079	8:56:42.079	8:57:31.487	49.408	49.408		
2	9:06:29.748	9:06:29.748	9:09:49.083	3:19.335	4:08.743		
3	9:14:42.415	9:14:42.415	9:16:23.803	1:41.388	5:50.131		

**75** Kenny Habul PROAM Rowe Racing / SunEnergy1 Racing  
 Thomas Jäger Mercedes AMG GT3

Nr.	In Day Time	In Time	Out Time	Pit Time	T. Pit Time	Handicap	Penalty
1	9:03:19.675	9:03:19.675	9:08:42.977	5:23.302	5:23.302		





**Red Bull Ring**  
**International GT Open**  
**Qualifying - 2 Driver - 2**  
**Pit Stop Analysis**



2	9:15:18.854	9:15:18.854	9:16:21.128	1:02.274	6:25.576
---	-------------	-------------	-------------	----------	----------

**77**  
 Marcin Jedlinski PROAM Olimp Racing  
 Mateusz Lisowski Audi R8 LMS EVO

Nr.	In Day Time	In Time	Out Time	Pit Time	T. Pit Time	Handicap	Penalty
1	9:02:02.605	9:02:02.605	9:16:21.680	14:19.075	14:19.075		

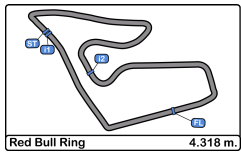
**93**  
 Christopher Froggatt PROAM Spirit of Race / Tempesta Racing  
 Edward Cheever III Ferrari 488 GT3

Nr.	In Day Time	In Time	Out Time	Pit Time	T. Pit Time	Handicap	Penalty
1	8:55:02.310	8:55:02.310	8:56:00.916	58.606	58.606		
2	9:03:31.517	9:03:31.517	9:07:46.108	4:14.591	5:13.197		
3	9:13:57.202	9:13:57.202	9:16:51.499	2:54.297	8:07.494		

**96**  
 Oliver Wilkinson PRO Optimum Motorsport  
 Jonny Adam Aston Martin GT3 AMR MY2019

Nr.	In Day Time	In Time	Out Time	Pit Time	T. Pit Time	Handicap	Penalty
1	8:59:55.410	8:59:55.410	9:00:58.476	1:03.066	1:03.066		
2	9:08:25.279	9:08:25.279	9:12:41.366	4:16.087	5:19.153		
3	9:14:33.580	9:14:33.580	9:16:19.902	1:46.322	7:05.475		

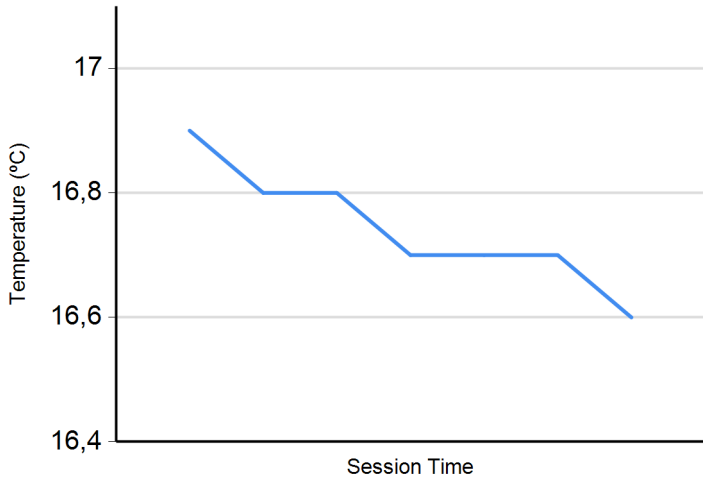




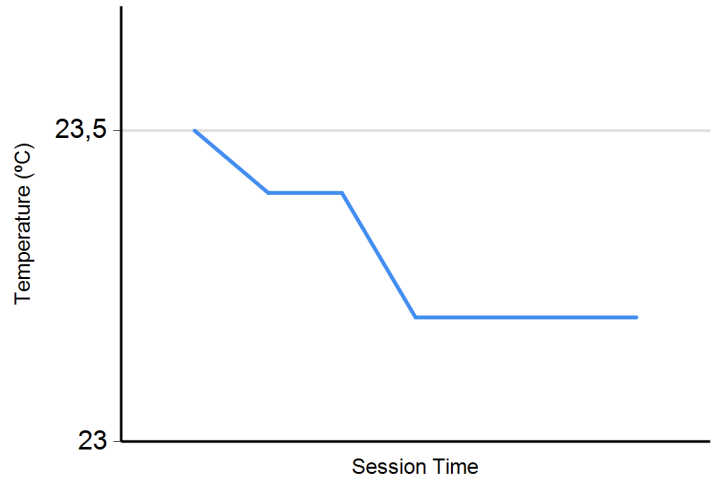
**Red Bull Ring**  
**International GT Open**  
**Qualifying - 2 Driver - 2**  
**Weather Report**



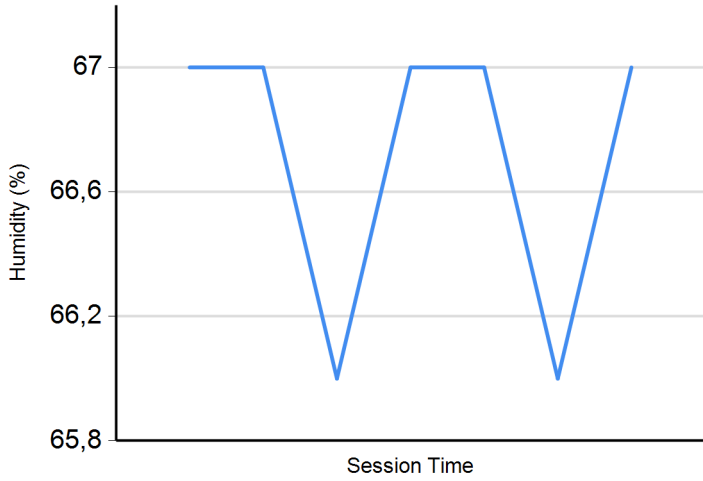
**Air Temperature**



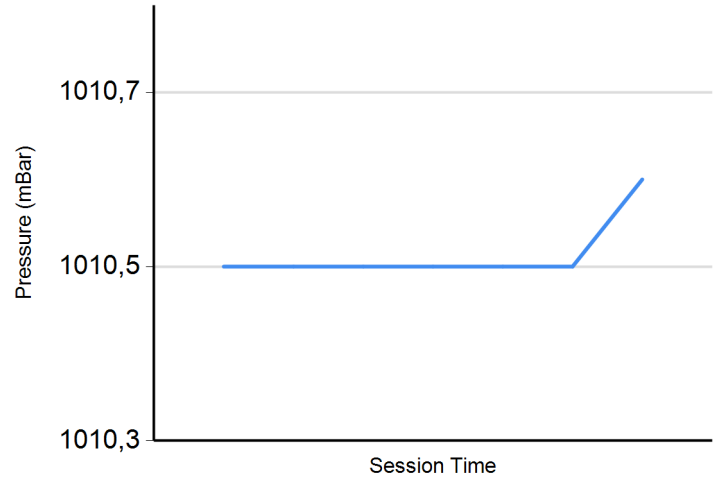
**Track Temperature**



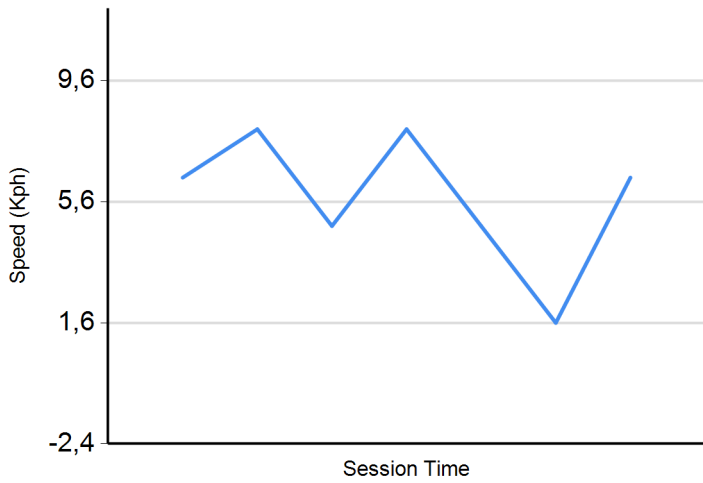
**Humidity**



**Pressure**



**Wind Speed**



**Wind direction**

North = 0°/360° Est = 90° South = 180° West = 270°

