

Circuit Paul Ricard
International GT Open
Qualifying 2

RESULTS

05/06/2016

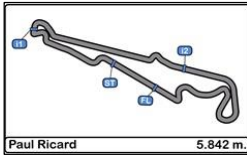
Ord.	Nº Entrant / Team	Nat.	Driver	Nat.	St.	Driver 2	Nat.	St.	Vehicle	Cat.	Cl.	Laps	Best	Time	Gap	Interval	Km/h
1	59 Garage 59	GBR	Michael Benham	GBR	Bronze	<u>Duncan Tappy</u>	GBR	Gold	McLaren 650 S GT3	GP	1º	9	7	2'03.505			170.286
2	51 AF Corse	ITA	Piergiuseppe Perazzini	ITA	Bronze	<u>Marco Cioci</u>	ITA	Gold	Ferrari 488 GT3	GP	2º	12	10	2'03.652	0"147	0"147	170.084
3	34 TF Sport	GBR	Salih Yoluc	TUR	Bronze	<u>Euan Hankey</u>	GBR	Silver	Aston Martin Vantage	GP	3º	5	3	2'04.049	0"544	0"397	169.539
4	7 FFF Racing Team by ACM	CHN	<u>Andrea Caldarelli</u>	ITA	Gold	Vitantonio Liuzzi	ITA	Platinum	Lamborghini Huracan GT3	GP	4º	10	8	2'04.103	0"598	0"054	169.466
5	1 RACE / BMW Team Teo Martin	ESP	Miguel Ramos	PRT	Silver	<u>Roldan Rodriguez</u>	ESP	Silver	BMW M6 GT3	GP	5º	9	9	2'04.336	0"831	0"233	169.148
6	64 Ebimotors	ITA	Emanuele Busnelli	ITA	Bronze	<u>Fabio Babini</u>	ITA	Platinum	Lamborghini Huracan GT3	GP	6º	12	12	2'04.380	0"875	0"044	169.088
7	2 RACE / BMW Team Teo Martin	ESP	Gustavo Yacaman	COL	Gold	<u>Fernando Monje</u>	ESP	Silver	BMW M6 GT3	GP	7º	7	7	2'04.857	1"352	0"477	168.442
8	22 Shaun Balfe / Balfe Motorsport	GBR	Shaun Balfe	GBR	Bronze	<u>Phil Keen</u>	GBR	Silver	Ferrari 458 Italia GT3	GP	8º	5	4	2'05.171	1"666	0"314	168.020
9	27 Orange 1 T. Lazarus	ITA	<u>Thomas Biagi</u>	ITA	Gold	Fabrizio Crestani	ITA	Silver	Lamborghini Huracan GT3	GP	9º	8	7	2'05.175	1"670	0"004	168.014
10	13 AF Corse	ITA	John Dhillon	GBR	Bronze	<u>Stéphane Lémeret</u>	BEL	Bronze	Ferrari 458 Italia GT3	GA	1º	12	7	2'05.692	2"187	0"517	167.323
11	10 James Abbott / Radical Works Team	GBR	<u>James Abbott</u>	GBR	Silver	Colin Noble	GBR	Bronze	Radical RXC Turbo GT3	GP	10º	8	7	2'06.264	2"759	0"572	166.565
12	5 Drivex School	ESP	Juan Cruz Alvarez	ARG	Silver	<u>Miguel A. de Castro</u>	ESP	Silver	Audi R8 LMS Ultra	GP	11º	13	12	2'06.713	3"208	0"449	165.975
13	88 Garage 59	GBR	<u>Alexander West</u>	SWE	Bronze	Côme Ledogar	FRA	Gold	McLaren 650 S GT3	GP	12º	10	9	2'07.188	3"683	0"475	165.355
14	15 V8 Racing	NLD	<u>Max Braams</u>	NLD	Bronze	Filipe Barreiros	PRT	Bronze	Renault RS01 GT3	GA	2º	7	6	2'07.896	4"391	0"708	164.440
15	99 Sports and You	PRT	Antonio Coimbra	PRT	Bronze	<u>Luis Silva</u>	PRT	Bronze	Mercedes AMG GT3	GA	3º	8	8	2'09.773	6"268	1"877	162.061
16	17 Petri Corse	ITA	<u>Davide Roda</u>	ITA	Bronze				Lamborghini Huracan ST	GA	4º	13	12	2'10.039	6"534	0"266	161.730

Published at:.....

Track Status **DRY**

<p>Stewards:</p>	<p>Race Director:</p>	<p>Timekeeper:</p> 
-------------------------	------------------------------	---





Circuit Paul Ricard
International GT Open
Qualifying 2

LAP ANALYSIS

05/06/2016

Number	1			2			5			7			10		
	Lap Time	Partial	Speed	Lap Time	Partial	Speed	Lap Time	Partial	Speed	Lap Time	Partial	Speed	Lap Time	Partial	Speed
1 ^a - 1	0'37.022	0'37.022	250.581	0'36.019	0'36.019	252.337	0'37.281	0'37.281	246.576	0'35.389	0'35.389	248.276	0'36.392	0'36.392	255.925
1 ^a - 2	1'18.611	0'41.589	Rodriguez	1'13.913	0'37.894	Monje	1'16.687	0'39.406	De Castro	1'13.435	0'38.046	Caldarelli	1'14.306	0'37.914	Abbott
1 ^a - 3	2'15.618	0'57.007		2'07.442	0'53.529		2'11.623	0'54.936		2'06.993	0'53.558		2'08.860	0'54.554	
2 ^a - 1	0'36.244	0'36.244	251.163	0'35.545	0'35.545	251.749	0'36.802	0'36.802	250.000	0'35.315	0'35.315	248.848	0'36.072	0'36.072	256.533
2 ^a - 2	1'15.858	0'39.614	Rodriguez	1'13.476	0'37.931	Monje	1'15.469	0'38.667	De Castro	1'13.109	0'37.794	Caldarelli	1'13.968	0'37.896	Abbott
2 ^a - 3	2'09.916	0'54.058		2'07.081	0'53.605		2'10.078	0'54.609		2'06.529	0'53.420		2'08.166	0'54.198	
3 ^a - 1	0'35.677	0'35.677	250.581	0'39.506	0'39.506	221.312	0'37.350	0'37.350	241.611	0'39.122	0'39.122	250.001	0'36.764	0'36.764	255.925
3 ^a - 2	1'13.758	0'38.081	Rodriguez	1'21.403	0'41.897	Monje	1'15.555	0'38.205	De Castro	1'26.165	0'47.043	Caldarelli	1'17.613	0'40.849	Abbott
3 ^a - 3	2'07.619	0'53.861		12'04.720	10'43.317	PIT	2'10.413	0'54.858		7'59.343	6'33.178	PIT	2'21.978	1'04.365	PIT
4 ^a - 1	0'35.770	0'35.770	249.423	0'54.329	0'54.329	152.113	0'36.564	0'36.564	249.423	1'00.635	1'00.635	135.339	6'35.093	6'35.093	116.884
4 ^a - 2	1'13.886	0'38.116	Rodriguez	1'33.270	0'38.941	Monje	1'14.914	0'38.350	De Castro	1'39.733	0'39.098	Caldarelli	7'13.516	0'38.423	Abbott
4 ^a - 3	2'08.484	0'54.598		2'29.230	0'55.960		2'18.880	1'03.966	PIT	2'34.915	0'55.182		8'11.156	0'57.640	
5 ^a - 1	0'36.262	0'36.262	248.848	0'35.573	0'35.573	250.581	2'36.077	2'36.077	124.138	0'39.621	0'39.621	250.581	0'35.844	0'35.844	251.749
5 ^a - 2	1'14.660	0'38.398	Rodriguez	1'13.193	0'37.620	Monje	3'16.656	0'40.579	De Castro	1'25.234	0'45.613	Caldarelli	1'13.508	0'37.664	Abbott
5 ^a - 3	8'33.141	7'18.481	PIT	2'05.496	0'52.303		4'19.045	1'02.389		2'22.788	0'57.554		2'06.985	0'53.477	
6 ^a - 1	0'53.210	0'53.210	148.149	0'35.198	0'35.198	251.749	0'36.895	0'36.895	247.140	0'34.990	0'34.990	249.423	0'35.396	0'35.396	255.320
6 ^a - 2	1'32.487	0'39.277	Rodriguez	1'12.649	0'37.451	Monje	1'15.767	0'38.872	De Castro	1'12.416	0'37.426	Caldarelli	1'12.867	0'37.471	Abbott
6 ^a - 3	2'26.412	0'53.925		2'04.857	0'52.208		2'09.782	0'54.015		2'04.767	0'52.351		2'06.264	0'53.397	
7 ^a - 1	0'34.972	0'34.972	246.576	0'35.118	0'35.118	252.928	0'36.047	0'36.047	249.423	0'34.611	0'34.611	250.581	0'35.187	0'35.187	255.925
7 ^a - 2	1'12.417	0'37.445	Rodriguez	1'12.451	0'37.333	Monje	1'14.950	0'38.903	De Castro	1'11.904	0'37.293	Caldarelli	1'12.715	0'37.528	Abbott
7 ^a - 3	2'04.348	0'51.931					2'08.690	0'53.740		2'04.103	0'52.199		2'24.980	1'12.265	PIT
8 ^a - 1	0'34.929	0'34.929	248.276				0'37.201	0'37.201	248.848	0'34.603	0'34.603	250.001			
8 ^a - 2	1'12.285	0'37.356	Rodriguez				1'19.186	0'41.985	De Castro	1'11.815	0'37.212	Caldarelli			
8 ^a - 3	2'04.336	0'52.051					2'28.016	1'08.830	PIT	2'04.152	0'52.337				
9 ^a - 1	0'38.410	0'38.410	248.276				2'37.386	2'37.386	147.340	0'41.699	0'41.699	196.364			
9 ^a - 2	1'19.442	0'41.032	Rodriguez				3'16.035	0'38.649	De Castro	1'26.453	0'44.754	Caldarelli			
9 ^a - 3							4'10.190	0'54.155		2'23.112	0'56.659				
10 ^a - 1							0'35.806	0'35.806	251.163	0'34.947	0'34.947	250.001			
10 ^a - 2							1'13.860	0'38.054	De Castro	1'17.456	0'42.509	Caldarelli			
10 ^a - 3							2'07.100	0'53.240							
11 ^a - 1							0'35.680	0'35.680	250.581						
11 ^a - 2							1'13.448	0'37.768	De Castro						
11 ^a - 3							2'06.713	0'53.265							
12 ^a - 1							0'40.206	0'40.206	215.140						
12 ^a - 2							1'23.013	0'42.807	De Castro						
12 ^a - 3							2'35.473	1'12.460	PIT						

Ideal Lap	
0'34.929	0'34.929
1'12.285	0'37.356
2'04.216	0'51.931

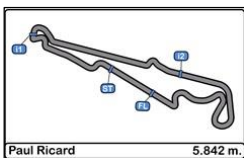
Ideal Lap	
0'35.118	0'35.118
1'12.451	0'37.333
2'04.659	0'52.208

Ideal Lap	
0'35.680	0'35.680
1'13.448	0'37.768
2'06.688	0'53.240

Ideal Lap	
0'34.603	0'34.603
1'11.815	0'37.212
2'04.014	0'52.199

Ideal Lap	
0'35.187	0'35.187
1'12.658	0'37.471
2'06.055	0'53.397

Ideal Best Lap	
0'34.344	0'34.344
1'11.202	0'36.858
2'03.133	0'51.931



Circuit Paul Ricard International GT Open Qualifying 2

LAP ANALYSIS

05/06/2016

Number	13			15			17			22			27		
	Lap Time	Partial	Speed	Lap Time	Partial	Speed	Lap Time	Partial	Speed	Lap Time	Partial	Speed	Lap Time	Partial	Speed
1 ^a - 1	0'35.478	0'35.478	247.707	0'36.147	0'36.147	248.848	0'54.996	0'54.996	137.932	0'35.029	0'35.029	252.337	0'36.161	0'36.161	247.707
1 ^a - 2	1'13.126	0'37.648	Lémeret	1'14.362	0'38.215	Braams	1'35.072	0'40.076		1'12.793	0'37.764	Keen	1'14.698	0'38.537	Biagi
1 ^a - 3	2'08.304	0'55.178		2'08.501	0'54.139		2'31.411	0'56.339		2'05.509	0'52.716		2'09.007	0'54.309	
2 ^a - 1	0'35.935	0'35.935	246.014	0'35.942	0'35.942	248.848	0'37.058	0'37.058	248.276	0'35.058	0'35.058	252.337	0'35.896	0'35.896	248.276
2 ^a - 2	1'13.851	0'37.916	Lémeret	1'14.071	0'38.129	Braams	1'16.110	0'39.052		1'12.652	0'37.594	Keen	1'13.776	0'37.880	Biagi
2 ^a - 3	2'07.873	0'54.022		2'07.900	0'53.829		2'11.472	0'55.362		2'05.300	0'52.648		2'07.740	0'53.964	
3 ^a - 1	0'35.785	0'35.785	248.276	0'36.713	0'36.713	247.707	0'36.206	0'36.206	248.276	0'34.818	0'34.818	252.928	0'35.650	0'35.650	247.707
3 ^a - 2	1'13.564	0'37.779	Lémeret	1'15.401	0'38.688	Braams	1'15.113	0'38.907		1'12.550	0'37.732	Keen	1'13.555	0'37.905	Biagi
3 ^a - 3	2'20.412	1'06.848	PIT	4'15.842	3'00.441	PIT	2'10.722	0'55.609		2'05.171	0'52.621		2'07.390	0'53.835	
4 ^a - 1	3'50.574	3'50.574	146.939	0'52.958	0'52.958	143.809	0'36.715	0'36.715	247.707	0'40.560	0'40.560	228.814	0'36.162	0'36.162	248.276
4 ^a - 2	4'29.502	0'38.928	Lémeret	1'31.727	0'38.769	Braams	1'15.841	0'39.126		1'24.400	0'43.840	Keen	1'14.555	0'38.393	Biagi
4 ^a - 3	5'23.613	0'54.111		2'25.865	0'54.138		2'29.210	1'13.369	PIT	2'36.224	1'11.824	PIT	10'50.764	9'36.209	PIT
5 ^a - 1	0'35.406	0'35.406	246.576	0'35.734	0'35.734	248.276	2'29.890	2'29.890	151.473				0'54.296	0'54.296	140.443
5 ^a - 2	1'12.718	0'37.312	Lémeret	1'13.888	0'38.154	Braams	3'09.776	0'39.886					1'34.424	0'40.128	Biagi
5 ^a - 3	2'05.872	0'53.154		2'07.896	0'54.008		4'06.156	0'56.380					2'29.858	0'55.434	
6 ^a - 1	0'35.022	0'35.022	247.140	0'35.865	0'35.865	248.848	0'36.566	0'36.566	247.140				0'35.179	0'35.179	247.140
6 ^a - 2	1'12.502	0'37.480	Lémeret	1'13.914	0'38.049	Braams	1'15.082	0'38.516					1'12.519	0'37.340	Biagi
6 ^a - 3	2'05.692	0'53.190		2'07.968	0'54.054		2'10.282	0'55.200					2'05.175	0'52.656	
7 ^a - 1	0'40.356	0'40.356	225.470	0'36.081	0'36.081	249.423	0'36.255	0'36.255	247.707				0'35.015	0'35.015	248.276
7 ^a - 2	1'21.419	0'41.063	Lémeret	1'15.769	0'39.688	Braams	1'14.564	0'38.309					1'12.213	0'37.198	Biagi
7 ^a - 3	2'20.034	0'58.615					2'10.171	0'55.607					2'06.089	0'53.876	
8 ^a - 1	0'38.787	0'38.787	247.140				0'36.353	0'36.353	248.848				0'35.072	0'35.072	247.707
8 ^a - 2	1'24.425	0'45.638	Lémeret				1'15.085	0'38.732					1'12.451	0'37.379	Biagi
8 ^a - 3	2'19.693	0'55.268					2'11.100	0'56.015							
9 ^a - 1	0'35.298	0'35.298	248.276				0'36.455	0'36.455	248.848						
9 ^a - 2	1'12.688	0'37.390	Lémeret				1'15.208	0'38.753							
9 ^a - 3	2'06.636	0'53.948					2'10.355	0'55.147							
10 ^a - 1	0'35.061	0'35.061	248.848				0'43.791	0'43.791	188.812						
10 ^a - 2	1'12.332	0'37.271	Lémeret				1'27.744	0'43.953							
10 ^a - 3	2'34.902	1'22.570					2'28.153	1'00.409							
11 ^a - 1	0'35.442	0'35.442	247.140				0'36.394	0'36.394	247.707						
11 ^a - 2	1'12.900	0'37.458	Lémeret				1'14.970	0'38.576							
11 ^a - 3	2'20.445	1'07.545	PIT				2'10.039	0'55.069							
12 ^a - 1							0'43.200	0'43.200	212.599						
12 ^a - 2							1'30.141	0'46.941							
12 ^a - 3							2'50.819	1'20.678	PIT						

Ideal Lap	
0'35.022	0'35.022
1'12.293	0'37.271
2'05.447	0'53.154

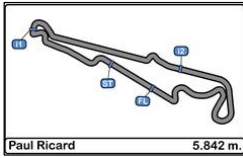
Ideal Lap	
0'35.734	0'35.734
1'13.783	0'38.049
2'07.612	0'53.829

Ideal Lap	
0'36.206	0'36.206
1'14.515	0'38.309
2'09.584	0'55.069

Ideal Lap	
0'34.818	0'34.818
1'12.412	0'37.594
2'05.033	0'52.621

Ideal Lap	
0'35.015	0'35.015
1'12.213	0'37.198
2'04.869	0'52.656

Ideal Best Lap	
0'34.344	0'34.344
1'11.202	0'36.858
2'03.133	0'51.931



Circuit Paul Ricard
International GT Open
Qualifying 2

LAP ANALYSIS

05/06/2016

Number	34			51			59			64			88		
	Lap Time	Partial	Speed	Lap Time	Partial	Speed	Lap Time	Partial	Speed	Lap Time	Partial	Speed	Lap Time	Partial	Speed
1 ^a - 1	0'35.169	0'35.169	249.423	0'35.630	0'35.630	253.522	0'34.987	0'34.987	251.163	0'35.673	0'35.673	249.423	0'37.198	0'37.198	248.276
1 ^a - 2	1'12.791	0'37.622	Hankey	1'13.608	0'37.978	Cioci	1'12.216	0'37.229	Tappy	1'13.959	0'38.286	Babini	1'16.076	0'38.878	West
1 ^a - 3	2'05.147	0'52.356		2'07.557	0'53.949		2'04.999	0'52.783		2'08.037	0'54.078		2'12.078	0'56.002	
2 ^a - 1	0'34.749	0'34.749	251.749	0'35.644	0'35.644	254.118	0'34.667	0'34.667	249.423	0'35.409	0'35.409	251.163	0'36.096	0'36.096	249.423
2 ^a - 2	1'11.771	0'37.022	Hankey	1'13.417	0'37.773	Cioci	1'11.844	0'37.177	Tappy	1'13.419	0'38.010	Babini	1'14.686	0'38.590	West
2 ^a - 3	2'04.049	0'52.278		2'07.538	0'54.121		2'04.310	0'52.466		2'07.304	0'53.885		2'09.923	0'55.237	
3 ^a - 1	0'34.715	0'34.715	251.749	0'35.956	0'35.956	254.717	0'34.539	0'34.539	249.423	0'36.002	0'36.002	251.163	0'37.274	0'37.274	248.848
3 ^a - 2	1'14.700	0'39.985	Hankey	1'13.502	0'37.546	Cioci	1'11.686	0'37.147	Tappy	1'13.939	0'37.937	Babini	1'16.275	0'39.001	West
3 ^a - 3	2'26.413	1'11.713		2'07.343	0'53.841		2'17.593	1'05.907	PIT	3'25.116	2'11.177	PIT	2'21.444	1'05.169	PIT
4 ^a - 1	0'37.554	0'37.554	251.749	0'36.100	0'36.100	255.320	10'18.935	10'18.935	130.435	0'51.594	0'51.594	151.261	6'46.041	6'46.041	121.622
4 ^a - 2	1'28.100	0'50.546	Hankey	1'14.211	0'38.111	Cioci	1'104.181	0'45.246	Tappy	1'29.702	0'38.108	Babini	7'25.688	0'39.647	West
4 ^a - 3	2'46.299	1'18.199	PIT	2'17.861	1'03.650	PIT	11'59.417	0'55.236		2'23.402	0'53.700		8'21.129	0'55.441	
5 ^a - 1				5'00.476	5'00.476	150.418	0'34.688	0'34.688	250.581	0'35.055	0'35.055	251.163	0'35.717	0'35.717	248.848
5 ^a - 2				5'38.354	0'37.878	Cioci	1'11.681	0'36.993	Tappy	1'12.875	0'37.820	Babini	1'13.725	0'38.008	West
5 ^a - 3				6'31.937	0'53.583		2'03.682	0'52.001		2'06.384	0'53.509		2'08.794	0'55.069	
6 ^a - 1				0'35.342	0'35.342	253.522	0'34.534	0'34.534	251.163	0'35.969	0'35.969	250.581	0'35.920	0'35.920	249.423
6 ^a - 2				1'13.061	0'37.719	Cioci	1'11.441	0'36.907	Tappy	1'14.234	0'38.265	Babini	1'13.993	0'38.073	West
6 ^a - 3				2'06.644	0'53.583		2'03.505	0'52.064		2'55.536	1'41.302	PIT	2'08.670	0'54.677	
7 ^a - 1				0'35.513	0'35.513	252.928	0'34.344	0'34.344	251.749	0'54.612	0'54.612	150.839	0'35.630	0'35.630	250.001
7 ^a - 2				1'13.194	0'37.681	Cioci	1'11.570	0'37.226	Tappy	1'36.491	0'41.879	Babini	1'13.624	0'37.994	West
7 ^a - 3				2'17.165	1'03.971	PIT	2'06.976	0'55.406		2'34.352	0'57.861		2'07.831	0'54.207	
8 ^a - 1				1'42.567	1'42.567	148.761	0'34.512	0'34.512	250.581	0'35.020	0'35.020	251.163	0'35.593	0'35.593	250.581
8 ^a - 2				2'20.255	0'37.688	Cioci	1'11.813	0'37.301	Tappy	1'12.562	0'37.542	Babini	1'13.429	0'37.836	West
8 ^a - 3				3'12.719	0'52.464		2'26.552	1'14.739	PIT	2'05.512	0'52.950		2'07.188	0'53.759	
9 ^a - 1				0'34.497	0'34.497	254.717				0'34.809	0'34.809	252.337	0'37.488	0'37.488	250.581
9 ^a - 2				1'11.355	0'36.858	Cioci				1'12.053	0'37.244	Babini	1'17.538	0'40.050	West
9 ^a - 3				2'03.652	0'52.297					2'04.488	0'52.435		2'23.623	1'06.085	PIT
10 ^a - 1				0'34.462	0'34.462	254.717				0'34.856	0'34.856	252.928			
10 ^a - 2				1'11.659	0'37.197	Cioci				1'12.136	0'37.280	Babini			
10 ^a - 3				2'03.737	0'52.078					2'04.849	0'52.713				
11 ^a - 1				0'38.335	0'38.335	247.707				0'34.532	0'34.532	252.928			
11 ^a - 2				1'18.579	0'40.244	Cioci				1'11.811	0'37.279	Babini			
11 ^a - 3				2'27.812	1'09.233	PIT				2'04.380	0'52.569				
12 ^a - 1										0'37.291	0'37.291	250.581			
12 ^a - 2										1'20.767	0'43.476	Babini			
12 ^a - 3															

Ideal Lap	
0'34.715	0'34.715
1'11.737	0'37.022
2'04.015	0'52.278

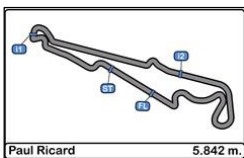
Ideal Lap	
0'34.462	0'34.462
1'11.320	0'36.858
2'03.398	0'52.078

Ideal Lap	
0'34.344	0'34.344
1'11.251	0'36.907
2'03.252	0'52.001

Ideal Lap	
0'34.532	0'34.532
1'11.776	0'37.244
2'04.211	0'52.435

Ideal Lap	
0'35.593	0'35.593
1'13.429	0'37.836
2'07.188	0'53.759

Ideal Best Lap	
0'34.344	0'34.344
1'11.202	0'36.858
2'03.133	0'51.931



**Circuit Paul Ricard
International GT Open
Qualifying 2**

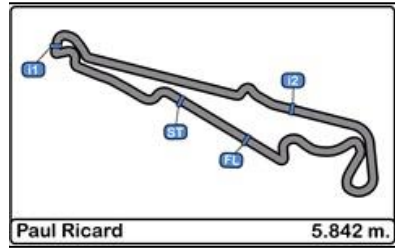
LAP ANALYSIS

05/06/2016

Number	99		
Lap	Lap Time	Partial	Speed
1ª - 1	0'37.974	0'37.974	243.793
1ª - 2	1'17.650	0'39.676	Silva
1ª - 3	2'14.211	0'56.561	
2ª - 1	0'36.951	0'36.951	242.697
2ª - 2	1'16.240	0'39.289	Silva
2ª - 3	2'12.070	0'55.830	
3ª - 1	0'36.809	0'36.809	245.455
3ª - 2	1'15.663	0'38.854	Silva
3ª - 3	2'11.928	0'56.265	
4ª - 1	0'36.475	0'36.475	244.898
4ª - 2	1'15.126	0'38.651	Silva
4ª - 3	2'10.358	0'55.232	
5ª - 1	0'37.443	0'37.443	244.344
5ª - 2	1'17.606	0'40.163	Silva
5ª - 3	3'33.199	2'15.593	PIT
6ª - 1	0'54.015	0'54.015	145.946
6ª - 2	1'33.120	0'39.105	Silva
6ª - 3	2'30.661	0'57.541	
7ª - 1	0'36.606	0'36.606	245.455
7ª - 2	1'14.839	0'38.233	Silva
7ª - 3	2'09.773	0'54.934	
8ª - 1	0'38.609	0'38.609	245.455
8ª - 2	1'19.168	0'40.559	Silva
8ª - 3			
9ª - 1			
9ª - 2			
9ª - 3			
10ª - 1			
10ª - 2			
10ª - 3			
11ª - 1			
11ª - 2			
11ª - 3			
12ª - 1			
12ª - 2			
12ª - 3			

Ideal Lap	
0'36.475	0'36.475
1'14.708	0'38.233
2'09.642	0'54.934

Ideal Best Lap	
0'34.344	0'34.344
1'11.202	0'36.858
2'03.133	0'51.931

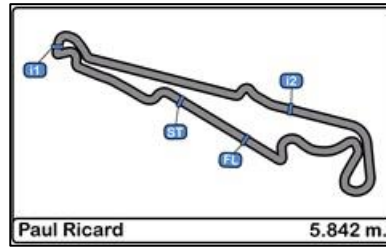


Circuit Paul Ricard International GT Open Qualifying 2

Best Sectors Results

05/06/2016

Sector - 1		Sector - 2		Sector - 3		Ideal Lap vs Best Lap					
Ord.	Nº Driver	Time	Nº Driver	Time	Nº Driver	Time	Ord.	Nº Driver	Ideal Lap	Best Lap	Ord.
1	59 Duncan Tappy	34.344	51 Marco Cioci	36.858	1 Roldan Rodriguez	51.931	1	59 Duncan Tappy	2'03.252	2'03.505	1
2	51 Marco Cioci	34.462	59 Duncan Tappy	36.907	59 Duncan Tappy	52.001	2	51 Marco Cioci	2'03.398	2'03.652	2
3	64 Fabio Babini	34.532	34 Euan Hankey	37.022	51 Marco Cioci	52.078	3	7 Andrea Caldarelli	2'04.014	2'04.103	4
4	7 Andrea Caldarelli	34.603	27 Thomas Biagi	37.198	7 Andrea Caldarelli	52.199	4	34 Euan Hankey	2'04.015	2'04.049	3
5	34 Euan Hankey	34.715	7 Andrea Caldarelli	37.212	2 Fernando Monje	52.208	5	64 Fabio Babini	2'04.211	2'04.380	6
6	22 Phil Keen	34.818	64 Fabio Babini	37.244	34 Euan Hankey	52.278	6	1 Roldan Rodriguez	2'04.216	2'04.336	5
7	1 Roldan Rodriguez	34.929	13 Stéphane Lémeret	37.271	64 Fabio Babini	52.435	7	2 Fernando Monje	2'04.659	2'04.857	7
8	27 Thomas Biagi	35.015	2 Fernando Monje	37.333	22 Phil Keen	52.621	8	27 Thomas Biagi	2'04.869	2'05.175	9
9	13 Stéphane Lémeret	35.022	1 Roldan Rodriguez	37.356	27 Thomas Biagi	52.656	9	22 Phil Keen	2'05.033	2'05.171	8
10	2 Fernando Monje	35.118	10 James Abbott	37.471	13 Stéphane Lémeret	53.154	10	13 Stéphane Lémeret	2'05.447	2'05.692	10
11	10 James Abbott	35.187	22 Phil Keen	37.594	5 Miguel A. de Castro	53.240	11	10 James Abbott	2'06.055	2'06.264	11
12	88 Alexander West	35.593	5 Miguel A. de Castro	37.768	10 James Abbott	53.397	12	5 Miguel A. de Castro	2'06.688	2'06.713	12
13	5 Miguel A. de Castro	35.680	88 Alexander West	37.836	88 Alexander West	53.759	13	88 Alexander West	2'07.188	2'07.188	13
14	15 Max Braams	35.734	15 Max Braams	38.049	15 Max Braams	53.829	14	15 Max Braams	2'07.612	2'07.896	14
15	17 Davide Roda	36.206	99 Luis Silva	38.233	99 Luis Silva	54.934	15	17 Davide Roda	2'09.584	2'10.039	16
16	99 Luis Silva	36.475	17 Davide Roda	38.309	17 Davide Roda	55.069	16	99 Luis Silva	2'09.642	2'09.773	15



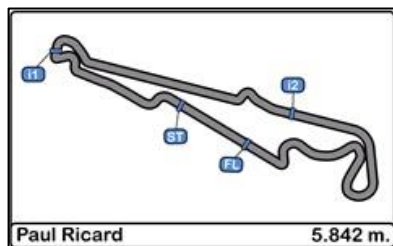
Circuit Paul Ricard
International GT Open
Qualifying 2

BEST TOP SPEEDS

05/06/2016

Ord.	Nº	Entrant / Team	Nat.	Driver	Nat.	St.	Driver 2	Nat.	St.	Vehicle	Cat.	Cla.	Top 1		Top 2		Top 3		Top 4		Top 5		Avg.
													Km/h	Lap	Km/h	Lap	Km/h	Lap	Km/h	Lap	Km/h	Lap	
1	10	James Abbott / Radical Works Team	GBR	James Abbott	GBR	Silver	Colin Noble	GBR	Bronze	Radical RXC Turbo GT3	GP	1º	256.532	3	255.924	2	255.924	4	255.924	8	255.319	7	255.925
2	51	AF Corse	ITA	Piergiuseppe Perazzini	ITA	Bronze	Marco Cioci	ITA	Gold	Ferrari 488 GT3	GP	2º	255.319	5	254.717	4	254.717	10	254.717	11	254.118	3	254.718
3	64	Ebimotors	ITA	Emanuele Busnelli	ITA	Bronze	Fabio Babini	ITA	Platinum	Lamborghini Huracan GT3	GP	3º	252.928	11	252.927	12	252.336	10	251.163	9	251.163	3	252.103
4	2	RACE / BMW Team Teo Martin	ESP	Gustavo Yacaman	COL	Gold	Fernando Monje	ESP	Silver	BMW M6 GT3	GP	4º	252.927	8	252.336	2	251.748	3	251.748	7	250.580	6	251.868
5	22	Shaun Balfe / Balfe Motorsport	GBR	Shaun Balfe	GBR	Bronze	Phil Keen	GBR	Silver	Ferrari 458 Italia GT3	GP	5º	252.927	4	252.336	2	252.336	3	228.814	5	140.260	1	225.335
6	34	TF Sport	GBR	Salih Yoluc	TUR	Bronze	Euan Hankey	GBR	Silver	Aston Martin Vantage	GP	6º	251.748	3	251.748	4	251.748	5	249.423	2	144.772	1	229.888
7	59	Garage 59	GBR	Michael Benham	GBR	Bronze	Duncan Tappy	GBR	Gold	McLaren 650 S GT3	GP	7º	251.748	8	251.163	2	251.163	7	250.580	6	250.580	9	251.047
8	1	RACE / BMW Team Teo Martin	ESP	Miguel Ramos	PRT	Silver	Roldan Rodriguez	ESP	Silver	BMW M6 GT3	GP	8º	251.163	3	250.580	2	250.580	4	249.423	5	248.848	6	250.119
9	5	Drivex School	ESP	Juan Cruz Alvarez	ARG	Silver	Miguel A. de Castro	ESP	Silver	Audi R8 LMS Ultra	GP	9º	251.163	11	250.580	12	250.000	3	249.423	5	249.423	8	250.118
10	7	FFF Racing Team by ACM	CHN	Andrea Caldarelli	ITA	Gold	Vitantonio Liuzzi	ITA	Platinum	Lamborghini Huracan GT3	GP	10º	250.580	6	250.580	8	250.000	4	250.000	9	250.000	11	250.232
11	88	Garage 59	GBR	Alexander West	SWE	Bronze	Côme Ledogar	FRA	Gold	McLaren 650 S GT3	GP	11º	250.580	9	250.580	10	250.000	8	249.423	3	249.423	7	250.001
12	15	V8 Racing	NLD	Max Braams	NLD	Bronze	Filipe Barreiros	PRT	Bronze	Renault RS01 GT3	GA	1º	249.423	8	248.848	2	248.848	3	248.848	7	248.276	6	248.848
13	13	AF Corse	ITA	John Dhillon	GBR	Bronze	Stéphane Lémeret	BEL	Bronze	Ferrari 458 Italia GT3	GA	2º	248.848	11	248.276	4	248.276	10	247.706	2	247.140	7	248.049
14	17	Petri Corse	ITA	Davide Roda	ITA	Bronze				Lamborghini Huracan ST	GA	3º	248.848	9	248.848	10	248.276	3	248.276	4	247.706	5	248.391
15	27	Orange 1 T. Lazarus	ITA	Thomas Biagi	ITA	Gold	Fabrizio Crestani	ITA	Silver	Lamborghini Huracan GT3	GP	12º	248.276	5	248.276	8	248.276	3	247.706	2	247.706	4	248.048
16	99	Sports and You	PRT	Antonio Coimbra	PRT	Bronze	Luis Silva	PRT	Bronze	Mercedes AMG GT3	GA	4º	245.455	4	245.455	8	245.455	9	244.898	5	244.344	6	245.121



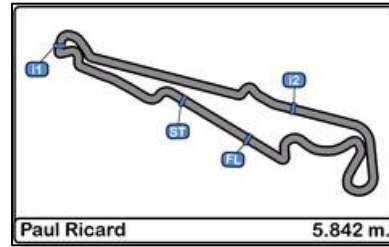


Circuit Paul Ricard
International GT Open
Qualifying 2

FASTEST LAP SEQUENCE

05/06/2016

Time of Day	Session Time	Nº	Entrant / Team	Nat.	Driver	Nat.	St.	Driver 2	Nat.	St.	Vehicle	Cat.	Time	Km/h	Lap
10:14'25.888	4'18.551	51	AF Corse	ITA	Piergiuseppe Perazzini	ITA	Bronze	Marco Cioci	ITA	Gold	Ferrari 488 GT3	GP	2'07.557	164.877	2
10:14'34.460	4'27.222	2	RACE / BMW Team Teo Martin	ESP	Gustavo Yacaman	COL	Gold	Fernando Monje	ESP	Silver	BMW M6 GT3	GP	2'07.442	165.026	2
10:15'25.890	5'18.547	22	Shaun Balfe / Balfe Motorsport	GBR	Shaun Balfe	GBR	Bronze	Phil Keen	GBR	Silver	Ferrari 458 Italia GT3	GP	2'05.509	167.567	2
10:16'18.156	6'10.811	59	Garage 59	GBR	Michael Benham	GBR	Bronze	Duncan Tappy	GBR	Gold	McLaren 650 S GT3	GP	2'04.999	168.251	2
10:18'22.600	8'15.121	59	Garage 59	GBR	Michael Benham	GBR	Bronze	Duncan Tappy	GBR	Gold	McLaren 650 S GT3	GP	2'04.310	169.183	3
10:32'58.154	22'50.876	34	TF Sport	GBR	Salih Yoluc	TUR	Bronze	Euan Hankey	GBR	Silver	Aston Martin Vantage	GP	2'04.049	169.539	3
10:34'43.325	24'35.813	59	Garage 59	GBR	Michael Benham	GBR	Bronze	Duncan Tappy	GBR	Gold	McLaren 650 S GT3	GP	2'03.682	170.043	6
10:36'46.607	26'39.318	59	Garage 59	GBR	Michael Benham	GBR	Bronze	Duncan Tappy	GBR	Gold	McLaren 650 S GT3	GP	2'03.505	170.286	7



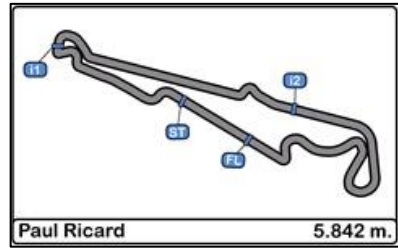
Circuit Paul Ricard
International GT Open
Qualifying 2

EVENT MAXIMUM SPEED

05/06/2016

Ord.	Nº	Entrant / Team	Nat.	Driver	Nat.	St.	Driver 2	Nat.	St.	Vehicle	Cat.	Cla.	Km/h	Lap	Session
1	51	AF Corse	ITA	Piergiuseppe Perazzini	ITA	Bronze	Marco Cioci	ITA	Gold	Ferrari 488 GT3	GP	1º	259.616	8	Free Practice 1
2	10	James Abbott / Radical Works Team	GBR	James Abbott	GBR	Silver	Colin Noble	GBR	Bronze	Radical RXC Turbo GT3	GP	2º	257.143	7	Qualifying 1
3	59	Garage 59	GBR	Michael Benham	GBR	Bronze	Duncan Tappy	GBR	Gold	McLaren 650 S GT3	GP	3º	254.717	31	RACE 1
4	7	FFF Racing Team by ACM	CHN	Andrea Caldarelli	ITA	Gold	Vitantonio Liuzzi	ITA	Platinum	Lamborghini Huracan GT3	GP	4º	254.118	29	RACE 1
5	22	Shaun Balfe / Balfe Motorsport	GBR	Shaun Balfe	GBR	Bronze	Phil Keen	GBR	Silver	Ferrari 458 Italia GT3	GP	5º	253.522	27	RACE 1
6	2	RACE / BMW Team Teo Martin	ESP	Gustavo Yacaman	COL	Gold	Fernando Monje	ESP	Silver	BMW M6 GT3	GP	6º	252.928	8	Qualifying 2
7	5	Drivex School	ESP	Juan Cruz Alvarez	ARG	Silver	Miguel A. de Castro	ESP	Silver	Audi R8 LMS Ultra	GP	7º	252.928	13	RACE 1
8	34	TF Sport	GBR	Salih Yoluc	TUR	Bronze	Euan Hankey	GBR	Silver	Aston Martin Vantage	GP	8º	252.928	26	RACE 1
9	64	Ebimotors	ITA	Emanuele Busnelli	ITA	Bronze	Fabio Babini	ITA	Platinum	Lamborghini Huracan GT3	GP	9º	252.928	11	Qualifying 2
10	88	Garage 59	GBR	Alexander West	SWE	Bronze	Côme Ledogar	FRA	Gold	McLaren 650 S GT3	GP	10º	251.749	5	Free Practice 2
11	1	RACE / BMW Team Teo Martin	ESP	Miguel Ramos	PRT	Silver	Roldan Rodriguez	ESP	Silver	BMW M6 GT3	GP	11º	251.163	3	Qualifying 2
12	17	Petri Corse	ITA	Davide Roda	ITA	Bronze				Lamborghini Huracan ST	GA	1º	250.581	3	Qualifying 1
13	27	Orange 1 T. Lazarus	ITA	Thomas Biagi	ITA	Gold	Fabrizio Crestani	ITA	Silver	Lamborghini Huracan GT3	GP	12º	250.001	3	Free Practice 1
14	15	V8 Racing	NLD	Max Braams	NLD	Bronze	Filipe Barreiros	PRT	Bronze	Renault RS01 GT3	GA	2º	249.423	24	RACE 1
15	8	TF Sport	GBR	Euan Hankey	GBR	Silver				Aston Martin Vantage	GP	13º	248.848	3	Free Practice 1
16	13	AF Corse	ITA	John Dhillon	GBR	Bronze	Stéphane Lémeret	BEL	Bronze	Ferrari 458 Italia GT3	GA	3º	248.848	11	Qualifying 2
17	99	Sports and You	PRT	Antonio Coimbra	PRT	Bronze	Luis Silva	PRT	Bronze	Mercedes AMG GT3	GA	4º	248.848	10	Free Practice 2

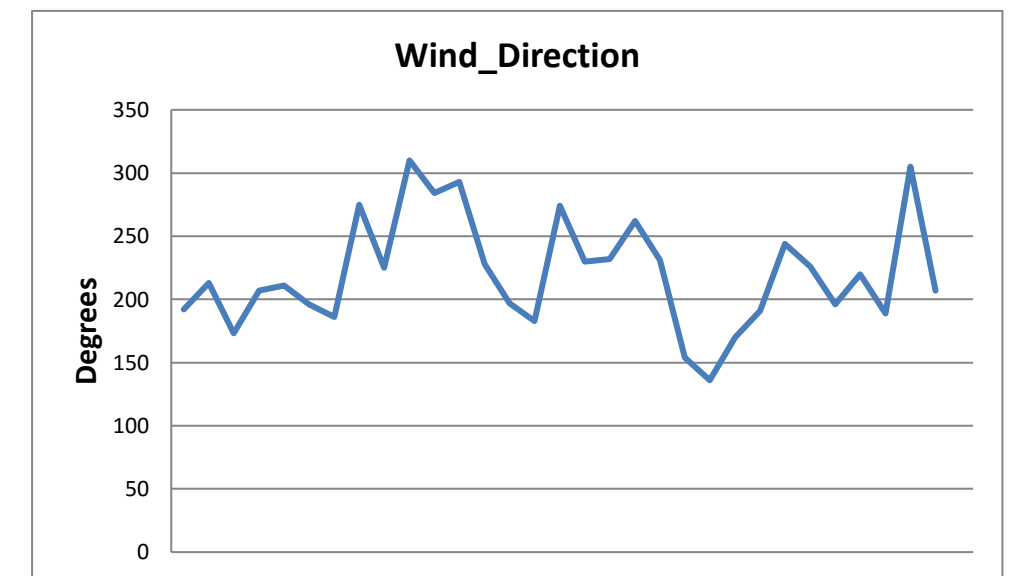
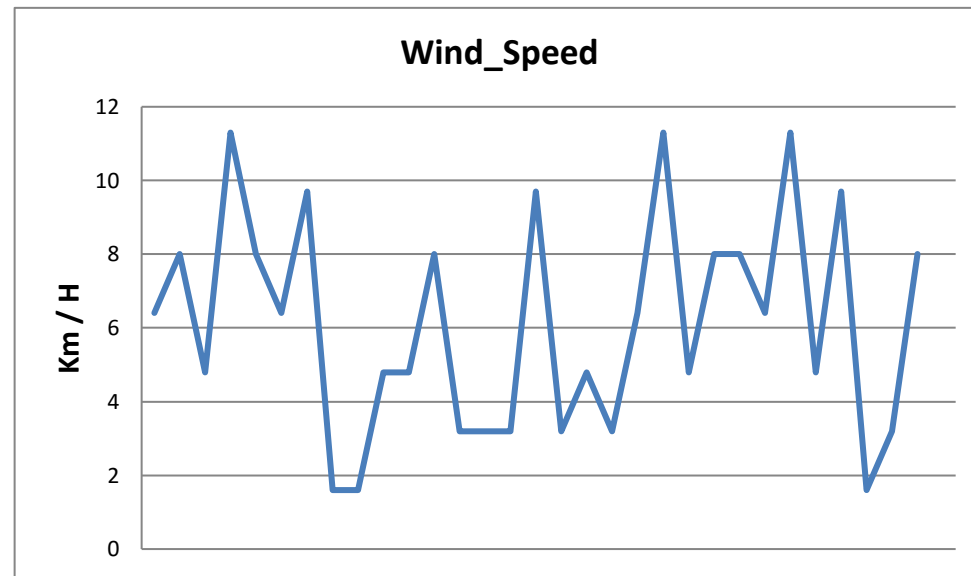
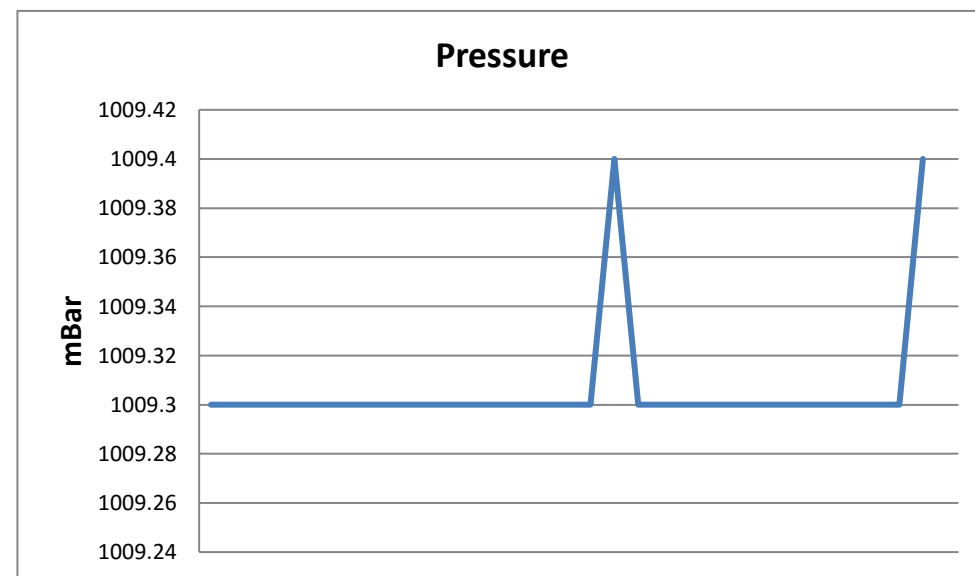
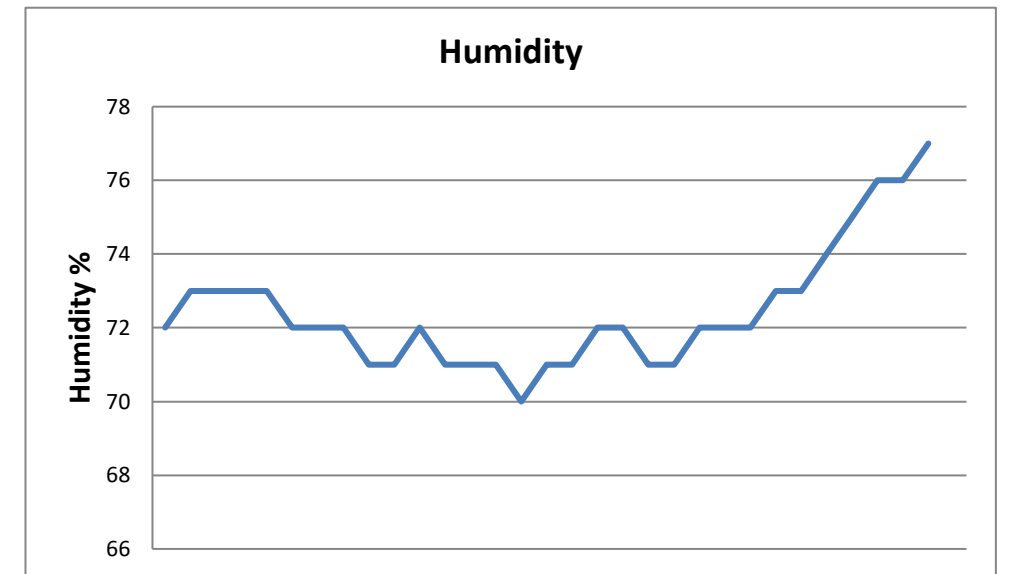
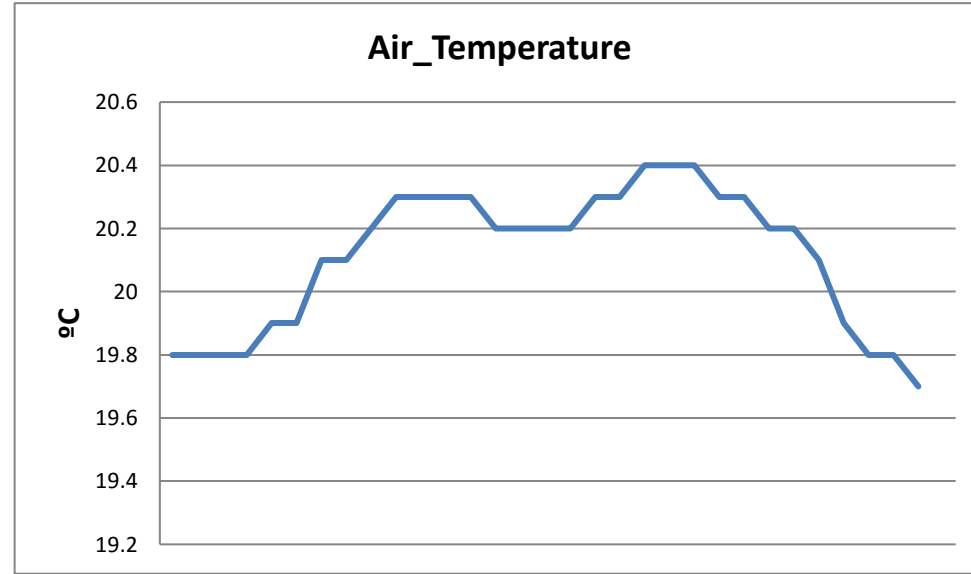
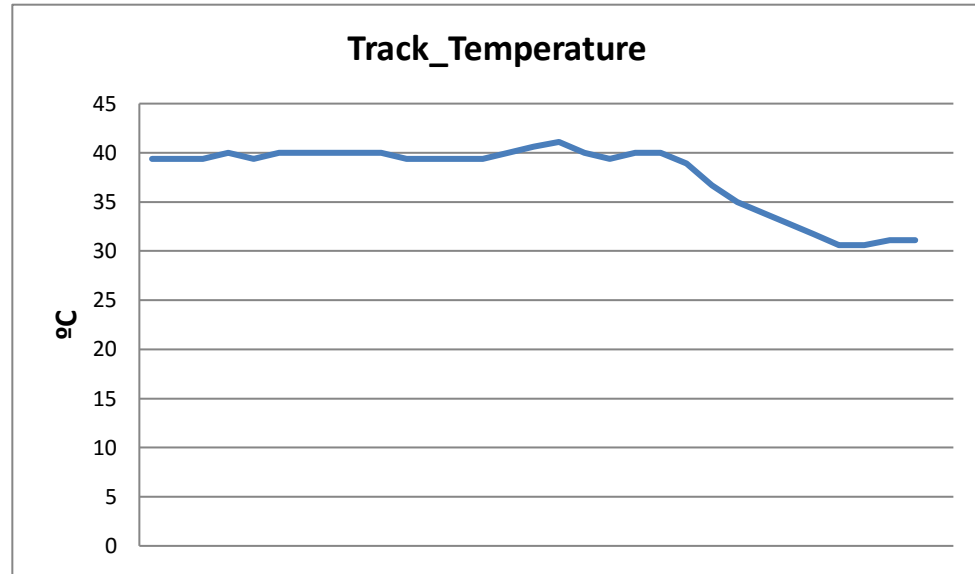


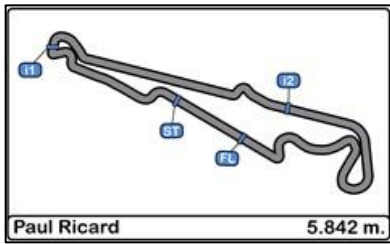


**Circuit Paul Ricard
International GT Open
Qualifying 2**

WEATHER REPORT

Track Status DRY





**Circuit Paul Ricard
International GT Open
RACE 2**

STARTING GRID

05/06/2016

Num.	Driver	Time	Row	Num.	Driver	Time
		 8			
17	Davide Roda	2'10.039		99	Luis Silva	2'09.773
		 7			
15	Max Braams	2'07.896		88	Alexander West	2'07.188
		 6			
5	Miguel A. de Castro	2'06.713		10	James Abbott	2'06.264
		 5			
13	Stéphane Lémeret	2'05.692		27	Thomas Biagi	2'05.175
		 4			
22	Phil Keen	2'05.171		2	Fernando Monje	2'04.857
		 3			
64	Fabio Babini	2'04.380		1	Roldan Rodriguez	2'04.336
		 2			
7	Andrea Caldarelli	2'04.103		34	Euan Hankey	2'04.049
		 1			
51	Marco Cioci	2'03.652		59	Duncan Tappy	2'03.505



Published at:.....

Stewards:	Race Director:	Timekeeper:
------------------	-----------------------	------------------------