

Hungaroring
International GT Open
Race - 1
Provisional Results



Cls	Nº	Entrant/Team	Nat	Driver 1	Nat	Status	Driver 2	Nat	Status	Vehicle	Cat	Cl	Laps	Total Time	Gap	Interval	Km/h	Best	Time	Km/h
1	52	Luzich Racing	USA	Marco Cioci	ITA	Gold	Daniel Serra	BRA	Gold	Ferrari 488 GT3	PRO	1	39	1:10:08.711			146.1	23	1:45.029	150.1
2	20	SPS Automotive Performance	DEU	Valentin Pierburg	DEU	Bronze	Tom Onslow-Cole	GBR	Gold	Mercedes AMG GT3	PROAM	1	39	1:10:12.628	3.917	3.917	146.0	12	1:44.712	150.6
3	27	Daiko Lazarus Racing	ITA	Fabrizio Crestani	ITA	Silver	Miguel Ramos	PRT	Bronze	Lamborghini Huracan GT3	PROAM	2	39	1:10:13.301	4.590	0.673	145.9	12	1:44.698	150.6
4	25	Imperiale Racing	ITA	Riccardo Agostini	ITA	Gold	Rik Breukers	NLD	Silver	Lamborghini Huracan GT3	PRO	2	39	1:10:13.748	5.037	0.447	145.9	34	1:45.183	149.9
5	51	Luzich Racing	USA	Alessandro Pier Guidi	ITA	Platinum	Mikkel Mac	DNK	Gold	Ferrari 488 GT3	PRO	3	39	1:10:14.351	5.640	0.603	145.9	18	1:44.502	150.9
6	11	RS Racing	ITA	Daniele Di Amato	ITA	Silver	Andrea Bertolini	ITA	Platinum	Ferrari 488 GT3	PRO	4	39	1:10:17.089	8.378	2.738	145.8	20	1:44.728	150.5
7	33	Rinaldi Racing	DEU	Christian Hook	DEU	Bronze	Daniel Keilwitz	DEU	Bronze	Ferrari 488 GT3	PROAM	3	39	1:10:31.243	22.532	14.154	145.3	7	1:44.832	150.4
8	47	RACE / BMW Team Teo Martín	ESP	Fran Rueda	ESP	Silver	Andrés Saravia	GTM	Silver	BMW M6 GT3	PRO	5	39	1:10:32.903	24.192	1.660	145.3	18	1:44.874	150.3
9	333	Rinaldi Racing	DEU	Rinat Salikhov	RUS	Bronze	David Perel	ZAF	Silver	Ferrari 488 GT3	PROAM	4	39	1:10:33.247	24.536	0.344	145.3	18	1:45.009	150.1
10	16	Drivex School	ESP	Marcelo Hahn	BRA	Bronze	Allam Khodair	BRA	Gold	Mercedes AMG GT3	PROAM	5	39	1:10:34.220	25.509	0.973	145.2	19	1:44.731	150.5
11	96	Optimum Motorsport	GBR	Bradley Ellis	GBR	Silver	Oliver Wilkinson	GBR	Bronze	Audi R8 LMS	PROAM	6	39	1:10:35.792	27.081	1.572	145.2	20	1:45.172	149.9
12	28	Daiko Lazarus Racing	ITA	Toby Sowery	GBR	Silver	Giuseppe Cipriani	ITA	Bronze	Lamborghini Huracan GT3	PROAM	7	39	1:10:37.337	28.626	1.545	145.1	3	1:45.152	149.9
13	77	Olimp Racing	POL	Marcin Jedlinski	POL	Bronze	Mateusz Lisowski	POL	Silver	Audi R8 LMS	PROAM	8	39	1:10:40.257	31.546	2.920	145.0	28	1:45.427	149.5
14	71	Luzich Racing	USA	Alexander West	SWE	Bronze	Michele Rugolo	ITA	Gold	Ferrari 488 GT3	PROAM	9	39	1:10:43.299	34.588	3.042	144.9	20	1:45.032	150.1
15	74	HTP Motorsport / MS Racing	AUT	Alexander Hrachowina	AUT	Bronze	Martin Konrad	AUT	Bronze	Mercedes AMG GT3	AM	1	39	1:10:49.170	40.459	5.871	144.7	9	1:45.738	149.1
16	9	ARC Bratislava	SVK	Miro Konôpka	SVK	Bronze	Zdeno Mikulasko	SVK	Bronze	Lamborghini Huracan GT3	AM	2	39	1:11:16.542	1:07.831	27.372	143.8	35	1:45.990	148.8
17	41	Drivex School	ESP	"Caca Bueno"	BRA	Platinum	Ricardo Baptista	BRA	Bronze	Mercedes AMG GT3	PROAM	10	39	1:11:28.174	1:19.463	11.632	143.4	26	1:45.541	149.4
18	99	Sports and You	PRT	António Coimbra	PRT	Bronze	Luis Silva	PRT	Bronze	Mercedes AMG GT3	AM	3	39	1:11:48.300	1:39.589	20.126	142.7	13	1:46.636	147.9
19	66	Vincenzo Sospiri Racing	ITA	Giulio Borlenghi	BRA	Bronze	Andrzej Lewandowski	POL	Bronze	Lamborghini Huracan GT3	AM	4	39	1:11:54.594	1:45.883	6.294	142.5	5	1:46.067	148.6
20	5	Olimp Racing	POL	Stanislaw Jedlinski	POL	Bronze				Audi R8 LMS	AM	5	35	1:11:52.102	4 Laps	4 Laps	128.0	28	1:55.891	136.0
Not classified: (Requirements: 75% of number laps of leader = 30 Laps)																				
90	Target Racing	ITA	Alberto Di Folco	ITA	Silver	Stefano Costantini	ITA	Bronze	Lamborghini Huracan GT3	PROAM	11	25	46:09.074	14 Laps	10 Laps	142.3	23	1:45.186	149.9	
19	Imperiale Racing	ITA	Jiatong Liang	CHN	Bronze	Raffaele Giammaria	ITA	Gold	Lamborghini Huracan GT3	PROAM	12	24	44:32.065	15 Laps	1 Lap	141.6	18	1:44.238	151.3	
3	RACE / BMW Team Teo Martín	ESP	Lourenço Beirão da Veiga	PRT	Silver	Juan Cruz Álvarez	ARG	Silver	BMW M6 GT3	PRO	6	19	36:00.015	20 Laps	5 Laps	138.7	5	1:45.546	149.4	
6	Vincenzo Sospiri Racing	ITA	Edoardo Liberati	ITA	Silver	Kang Ling	CHN	Silver	Lamborghini Huracan GT3	PRO	7	7	13:13.117	32 Laps	12 Laps	139.1	4	1:45.876	148.9	
12	Ombra Racing	ITA	Fernando Rees	BRA	Gold	Damiano Fioravanti	ITA	Silver	Lamborghini Huracan GT3	PRO	8	2	3:52.153	37 Laps	5 Laps	135.8	1	1:54.374	137.8	
7	RACE / BMW Team Teo Martín	ESP	Márcio Basso	BRA	Bronze	Thiago Marques	BRA	Bronze	BMW M6 GT3	AM	6	2	4:04.017	37 Laps	11.864	129.2	2	2:01.857	129.4	
63	Imperiale Racing	ITA	Giovanni Venturini	ITA	Gold	Jeroen Mul	NLD	Silver	Lamborghini Huracan GT3	PRO	9	2	4:44.787	37 Laps	40.770	110.7	1	1:53.671	138.7	

Fastest lap Liang - Giammaria in 1:44.238 at 151.3 Km/h in lap 18

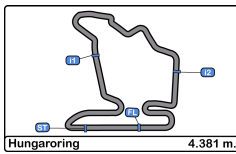
CAR 28 5 SECONDS TIME PENALTY CAUSING A COLLISION T6
 CARS 66 2 SECONDS TIME PENALTY TO ADD RACE TIME (LESS TIME HANDICAP)
 CARS 96 2 SECONDS TIME PENALTY TO ADD RACE TIME (LESS TIME HANDICAP)

Published at:.....

Track Temp: 35.6 °C Air Temp: 26.6 °C Humidity: 53 % Track Status: WET

Stewards:	Race Director:	Timekeeper:
------------------	-----------------------	--------------------





Hungaroring
International GT Open
Race - 1
Provisional Results by Class



Cls	Nº	Entrant/Team	Nat	Driver 1	Nat	Status	Driver 2	Nat	Status	Vehicle	Cat	Cl	Laps	Total Time	Gap	Interval	Km/h	Best	Time	Km/h
PRO																				
1	52	Luzich Racing	USA	Marco Cioci	ITA	Gold	Daniel Serra	BRA	Gold	Ferrari 488 GT3	PRO	1	39	1:10:08.711			146.1	23	1:45.029	150.1
2	25	Imperiale Racing	ITA	Riccardo Agostini	ITA	Gold	Rik Breukers	NLD	Silver	Lamborghini Huracan GT3	PRO	2	39	1:10:13.748	5.037	5.037	145.9	34	1:45.183	149.9
3	51	Luzich Racing	USA	Alessandro Pier Guidi	ITA	Platinum	Mikkel Mac	DNK	Gold	Ferrari 488 GT3	PRO	3	39	1:10:14.351	5.640	0.603	145.9	18	1:44.502	150.9
4	11	RS Racing	ITA	Daniele Di Amato	ITA	Silver	Andrea Bertolini	ITA	Platinum	Ferrari 488 GT3	PRO	4	39	1:10:17.089	8.378	2.738	145.8	20	1:44.728	150.5
5	47	RACE / BMW Team Teo Martín	ESP	Fran Rueda	ESP	Silver	Andrés Saravia	GTM	Silver	BMW M6 GT3	PRO	5	39	1:10:32.903	24.192	15.814	145.3	18	1:44.874	150.3
Not classified: (Requirements: 75% of number laps of leader = 30 Laps)																				
3		RACE / BMW Team Teo Martín	ESP	Lourenço Beirão da Veiga	PRT	Silver	Juan Cruz Álvarez	ARG	Silver	BMW M6 GT3	PRO	6	19	36:00.015	20 Laps	20 Laps	138.7	5	1:45.546	149.4
6		Vincenzo Sospiri Racing	ITA	Edoardo Liberati	ITA	Silver	Kang Ling	CHN	Silver	Lamborghini Huracan GT3	PRO	7	7	13:13.117	32 Laps	12 Laps	139.1	4	1:45.876	148.9
12		Ombra Racing	ITA	Fernando Rees	BRA	Gold	Damiano Fioravanti	ITA	Silver	Lamborghini Huracan GT3	PRO	8	2	3:52.153	37 Laps	5 Laps	135.8	1	1:54.374	137.8
63		Imperiale Racing	ITA	Giovanni Venturini	ITA	Gold	Jeroen Mul	NLD	Silver	Lamborghini Huracan GT3	PRO	9	2	4:44.787	37 Laps	52.634	110.7	1	1:53.671	138.7
PROAM																				
1	20	SPS Automotive Performance	DEU	Valentin Pierburg	DEU	Bronze	Tom Onslow-Cole	GBR	Gold	Mercedes AMG GT3	PROAM	1	39	1:10:12.628			146.0	12	1:44.712	150.6
2	27	Daiko Lazarus Racing	ITA	Fabrizio Crestani	ITA	Silver	Miguel Ramos	PRT	Bronze	Lamborghini Huracan GT3	PROAM	2	39	1:10:13.301	4.590	0.673	145.9	12	1:44.698	150.6
3	33	Rinaldi Racing	DEU	Christian Hook	DEU	Bronze	Daniel Keilwitz	DEU	Bronze	Ferrari 488 GT3	PROAM	3	39	1:10:31.243	22.532	17.942	145.3	7	1:44.832	150.4
4	333	Rinaldi Racing	DEU	Rinat Salikhov	RUS	Bronze	David Perel	ZAF	Silver	Ferrari 488 GT3	PROAM	4	39	1:10:33.247	24.536	2.004	145.3	18	1:45.009	150.1
5	16	Drivex School	ESP	Marcelo Hahn	BRA	Bronze	Allam Khodair	BRA	Gold	Mercedes AMG GT3	PROAM	5	39	1:10:34.220	25.509	0.973	145.2	19	1:44.731	150.5
6	96	Optimum Motorsport	GBR	Bradley Ellis	GBR	Silver	Oliver Wilkinson	GBR	Bronze	Audi R8 LMS	PROAM	6	39	1:10:35.792	27.081	1.572	145.2	20	1:45.172	149.9
7	28	Daiko Lazarus Racing	ITA	Toby Sowery	GBR	Silver	Giuseppe Cipriani	ITA	Bronze	Lamborghini Huracan GT3	PROAM	7	39	1:10:37.337	28.626	1.545	145.1	3	1:45.152	149.9
8	77	Olimp Racing	POL	Marcin Jedlinski	POL	Bronze	Mateusz Lisowski	POL	Silver	Audi R8 LMS	PROAM	8	39	1:10:40.257	31.546	2.920	145.0	28	1:45.427	149.5
9	71	Luzich Racing	USA	Alexander West	SWE	Bronze	Michele Rugolo	ITA	Gold	Ferrari 488 GT3	PROAM	9	39	1:10:43.299	34.588	3.042	144.9	20	1:45.032	150.1
10	41	Drivex School	ESP	"Caca Bueno"	BRA	Platinum	Ricardo Baptista	BRA	Bronze	Mercedes AMG GT3	PROAM	10	39	1:11:28.174	1:19.463	44.875	143.4	26	1:45.541	149.4
Not classified: (Requirements: 75% of number laps of leader = 30 Laps)																				
90		Target Racing	ITA	Alberto Di Folco	ITA	Silver	Stefano Costantini	ITA	Bronze	Lamborghini Huracan GT3	PROAM	11	25	46:09.074	14 Laps	14 Laps	142.3	23	1:45.186	149.9
19		Imperiale Racing	ITA	Jiatong Liang	CHN	Bronze	Raffaele Giammaria	ITA	Gold	Lamborghini Huracan GT3	PROAM	12	24	44:32.065	15 Laps	1 Lap	141.6	18	1:44.238	151.3
AM																				
1	74	HTP Motorsport / MS Racing	AUT	Alexander Hrachowina	AUT	Bronze	Martin Konrad	AUT	Bronze	Mercedes AMG GT3	AM	1	39	1:10:49.170			144.7	9	1:45.738	149.1
2	9	ARC Bratislava	SVK	Miro Konôpka	SVK	Bronze	Zdeno Mikulasko	SVK	Bronze	Lamborghini Huracan GT3	AM	2	39	1:11:16.542	1:07.831	27.372	143.8	35	1:45.990	148.8
3	99	Sports and You	PRT	António Coimbra	PRT	Bronze	Luis Silva	PRT	Bronze	Mercedes AMG GT3	AM	3	39	1:11:48.300	1:39.589	31.758	142.7	13	1:46.636	147.9
4	66	Vincenzo Sospiri Racing	ITA	Giulio Borlenghi	BRA	Bronze	Andrzej Lewandowski	POL	Bronze	Lamborghini Huracan GT3	AM	4	39	1:11:54.594	1:45.883	6.294	142.5	5	1:46.067	148.6
5	5	Olimp Racing	POL	Stanislaw Jedlinski	POL	Bronze				Audi R8 LMS	AM	5	35	1:11:52.102	4 Laps	4 Laps	128.0	28	1:55.891	136.0
Not classified: (Requirements: 75% of number laps of leader = 30 Laps)																				
7		RACE / BMW Team Teo Martín	ESP	Márcio Basso	BRA	Bronze	Thiago Marques	BRA	Bronze	BMW M6 GT3	AM	6	2	4:04.017	37 Laps	33 Laps	129.2	2	2:01.857	129.4

Fastest lap Liang - Giammaria in 1:44.238 at 151.3 Km/h in lap 18

Published at:.....

Track Temp: 35.6 °C Air Temp: 26.6 °C Humidity: 53 % Track Status: WET

Stewards:	Race Director:	Timekeeper:
------------------	-----------------------	--------------------





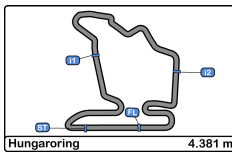
Hungaroring International GT Open Race - 1



Provisional Classification by Driver Fastest Lap

Cl	Nº	Entrant/Team	Nat	Vehicle	Driver	Nat	Status	Cat	Cl	Laps	Best	Time	Gap	Interval	Km/h
1	19	Imperiale Racing	ITA	Lamborghini Huracan GT3	Raffaele Giammaria	ITA	Gold	PROAM	1	8	2	1:44.238			151.3
2	51	Luzich Racing	USA	Ferrari 488 GT3	Alessandro Pier Guidi	ITA	Platinum	PRO	1	23	2	1:44.502	0.264	0.264	150.9
3	27	Daiko Lazarus Racing	ITA	Lamborghini Huracan GT3	Fabrizio Crestani	ITA	Silver	PROAM	2	20	12	1:44.698	0.460	0.196	150.6
4	20	SPS Automotive Performance	DEU	Mercedes AMG GT3	Tom Onslow-Cole	GBR	Gold	PROAM	3	23	12	1:44.712	0.474	0.014	150.6
5	11	RS Racing	ITA	Ferrari 488 GT3	Daniele Di Amato	ITA	Silver	PRO	2	21	2	1:44.728	0.490	0.016	150.5
6	16	Drivex School	ESP	Mercedes AMG GT3	Allam Khodair	BRA	Gold	PROAM	4	23	3	1:44.731	0.493	0.003	150.5
7	33	Rinaldi Racing	DEU	Ferrari 488 GT3	Daniel Keilwitz	DEU	Bronze	PROAM	5	23	7	1:44.832	0.594	0.101	150.4
8	47	RACE / BMW Team Teo Martín	ESP	BMW M6 GT3	Fran Rueda	ESP	Silver	PRO	3	23	2	1:44.874	0.636	0.042	150.3
9	27	Daiko Lazarus Racing	ITA	Lamborghini Huracan GT3	Miguel Ramos	PRT	Bronze	PROAM	6	19	2	1:44.958	0.720	0.084	150.2
10	333	Rinaldi Racing	DEU	Ferrari 488 GT3	David Perel	ZAF	Silver	PROAM	7	23	2	1:45.009	0.771	0.051	150.1
11	52	Luzich Racing	USA	Ferrari 488 GT3	Daniel Serra	BRA	Gold	PRO	4	22	6	1:45.029	0.791	0.020	150.1
12	71	Luzich Racing	USA	Ferrari 488 GT3	Michele Rugolo	ITA	Gold	PROAM	8	23	4	1:45.032	0.794	0.003	150.1
13	28	Daiko Lazarus Racing	ITA	Lamborghini Huracan GT3	Toby Sowery	GBR	Silver	PROAM	9	22	3	1:45.152	0.914	0.120	149.9
14	96	Optimum Motorsport	GBR	Audi R8 LMS	Bradley Ellis	GBR	Silver	PROAM	10	23	4	1:45.172	0.934	0.020	149.9
15	25	Imperiale Racing	ITA	Lamborghini Huracan GT3	Rik Breukers	NLD	Silver	PRO	5	21	16	1:45.183	0.945	0.011	149.9
16	90	Target Racing	ITA	Lamborghini Huracan GT3	Stefano Costantini	ITA	Bronze	PROAM	11	7	5	1:45.186	0.948	0.003	149.9
17	51	Luzich Racing	USA	Ferrari 488 GT3	Mikk Mac	DNK	Gold	PRO	6	16	7	1:45.188	0.950	0.002	149.9
18	11	RS Racing	ITA	Ferrari 488 GT3	Andrea Bertolini	ITA	Platinum	PRO	7	18	9	1:45.356	1.118	0.168	149.6
19	77	Olimp Racing	POL	Audi R8 LMS	Marcin Jedlinski	POL	Bronze	PROAM	12	19	8	1:45.427	1.189	0.071	149.5
20	52	Luzich Racing	USA	Ferrari 488 GT3	Marco Cioci	ITA	Gold	PRO	8	17	6	1:45.429	1.191	0.002	149.5
21	25	Imperiale Racing	ITA	Lamborghini Huracan GT3	Riccardo Agostini	ITA	Gold	PRO	9	18	12	1:45.499	1.261	0.070	149.4
22	41	Drivex School	ESP	Mercedes AMG GT3	"Caca Bueno"	BRA	Platinum	PROAM	13	21	8	1:45.541	1.303	0.042	149.4
23	90	Target Racing	ITA	Lamborghini Huracan GT3	Alberto Di Folco	ITA	Silver	PROAM	14	18	17	1:45.546	1.308	0.005	149.4
24	3	RACE / BMW Team Teo Martín	ESP	BMW M6 GT3	Juan Cruz Álvarez	ARG	Silver	PRO	10	17	5	1:45.546	1.308	0.000	149.4
25	77	Olimp Racing	POL	Audi R8 LMS	Mateusz Lisowski	POL	Silver	PROAM	15	20	12	1:45.551	1.313	0.005	149.4
26	28	Daiko Lazarus Racing	ITA	Lamborghini Huracan GT3	Giuseppe Cipriani	ITA	Bronze	PROAM	16	17	6	1:45.572	1.334	0.021	149.3
27	47	RACE / BMW Team Teo Martín	ESP	BMW M6 GT3	Andrés Saravia	GTM	Silver	PRO	11	16	9	1:45.677	1.439	0.105	149.2
28	74	HTP Motorsport / MS Racing	AUT	Mercedes AMG GT3	Martin Konrad	AUT	Bronze	AM	1	23	9	1:45.738	1.500	0.061	149.1
29	20	SPS Automotive Performance	DEU	Mercedes AMG GT3	Valentin Pierburg	DEU	Bronze	PROAM	17	16	6	1:45.791	1.553	0.053	149.0
30	96	Optimum Motorsport	GBR	Audi R8 LMS	Oliver Wilkinson	GBR	Bronze	PROAM	18	16	8	1:45.825	1.587	0.034	149.0
31	6	Vincenzo Sospiri Racing	ITA	Lamborghini Huracan GT3	Kang Ling	CHN	Silver	PRO	12	7	4	1:45.876	1.638	0.051	148.9
32	333	Rinaldi Racing	DEU	Ferrari 488 GT3	Rinat Salikhov	RUS	Bronze	PROAM	19	16	5	1:45.973	1.735	0.097	148.8
33	9	ARC Bratislava	SVK	Lamborghini Huracan GT3	Zdeno Mikulasko	SVK	Bronze	AM	2	23	19	1:45.990	1.752	0.017	148.8
34	74	HTP Motorsport / MS Racing	AUT	Mercedes AMG GT3	Alexander Hrachowin	AUT	Bronze	AM	3	16	7	1:46.059	1.821	0.069	148.7
35	66	Vincenzo Sospiri Racing	ITA	Lamborghini Huracan GT3	Giulio Borlenghi	BRA	Bronze	AM	4	23	5	1:46.067	1.829	0.008	148.6
36	66	Vincenzo Sospiri Racing	ITA	Lamborghini Huracan GT3	Andrzej Lewandowski	POL	Bronze	AM	5	16	5	1:46.100	1.862	0.033	148.6
37	71	Luzich Racing	USA	Ferrari 488 GT3	Alexander West	SW	Bronze	PROAM	20	16	12	1:46.343	2.105	0.243	148.3
38	16	Drivex School	ESP	Mercedes AMG GT3	Marcelo Hahn	BRA	Bronze	PROAM	21	16	13	1:46.491	2.253	0.148	148.1
39	99	Sports and You	PRT	Mercedes AMG GT3	António Coimbra	PRT	Bronze	AM	6	23	13	1:46.636	2.398	0.145	147.9
40	33	Rinaldi Racing	DEU	Ferrari 488 GT3	Christian Hook	DEU	Bronze	PROAM	22	16	3	1:46.699	2.461	0.063	147.8
41	19	Imperiale Racing	ITA	Lamborghini Huracan GT3	Jiatong Liang	CHN	Bronze	PROAM	23	16	6	1:46.898	2.660	0.199	147.5
42	9	ARC Bratislava	SVK	Lamborghini Huracan GT3	Miro Konôpka	SVK	Bronze	AM	7	16	14	1:47.251	3.013	0.353	147.0
43	99	Sports and You	PRT	Mercedes AMG GT3	Luis Silva	PRT	Bronze	AM	8	16	3	1:47.483	3.245	0.232	146.7
44	41	Drivex School	ESP	Mercedes AMG GT3	Ricardo Baptista	BRA	Bronze	PROAM	24	18	17	1:47.697	3.459	0.214	146.4
45	63	Imperiale Racing	ITA	Lamborghini Huracan GT3	Jeroen Mul	NLD	Silver	PRO	13	2	1	1:53.671	9.433	5.974	138.7
46	12	Ombra Racing	ITA	Lamborghini Huracan GT3	Damiano Fioravanti	ITA	Silver	PRO	14	2	1	1:54.374	10.136	0.703	137.8
47	5	Olimp Racing	POL	Audi R8 LMS	Stanislaw Jedlinski	POL	Bronze	AM	9	35	28	1:55.891	11.653	1.517	136.0
48	7	RACE / BMW Team Teo Martín	ESP	BMW M6 GT3	Márcio Basso	BRA	Bronze	AM	10	2	2	2:01.857	17.619	5.966	129.4
49	3	RACE / BMW Team Teo Martín	ESP	BMW M6 GT3	Lourenço Beirão da V	PRT	Silver	PRO	15	2	2	2:04.864	20.626	3.007	126.3





Hungaroring
International GT Open
Race - 1

Distance and Speed Average



Cls	Nº	Entrant/Team	Nat	Driver 1	Nat	Status	Driver 2	Nat	Status	Vehicle	Cat	Cls	Laps	Distance	Total Time	Km/h
1	52	Luzich Racing	USA	<u>Marco Cioci</u>	ITA	Gold	Daniel Serra	BRA	Gold	Ferrari 488 GT3	PRO	1	39	170.85	1:10:08.711	146.1
2	20	SPS Automotive Performance	DEU	Valentin Pierburg	DEU	Bronze	<u>Tom Onslow-Cole</u>	GBR	Gold	Mercedes AMG GT3	PROAM	1	39	170.85	1:10:12.628	146.0
3	27	Daiko Lazarus Racing	ITA	<u>Fabrizio Crestani</u>	ITA	Silver	Miguel Ramos	PRT	Bronze	Lamborghini Huracan GT3	PROAM	2	39	170.85	1:10:13.301	145.9
4	25	Imperiale Racing	ITA	<u>Riccardo Agostini</u>	ITA	Gold	Rik Breukers	NLD	Silver	Lamborghini Huracan GT3	PRO	2	39	170.85	1:10:13.748	145.9
5	51	Luzich Racing	USA	Alessandro Pier Guidi	ITA	Platinum	<u>Mikkel Mac</u>	DNK	Gold	Ferrari 488 GT3	PRO	3	39	170.85	1:10:14.351	145.9
6	11	RS Racing	ITA	Daniele Di Amato	ITA	Silver	<u>Andrea Bertolini</u>	ITA	Platinum	Ferrari 488 GT3	PRO	4	39	170.85	1:10:17.089	145.8
7	33	Rinaldi Racing	DEU	Christian Hook	DEU	Bronze	<u>Daniel Keilwitz</u>	DEU	Bronze	Ferrari 488 GT3	PROAM	3	39	170.85	1:10:31.243	145.3
8	47	RACE / BMW Team Teo Martín	ESP	Fran Rueda	ESP	Silver	<u>Andrés Saravia</u>	GTM	Silver	BMW M6 GT3	PRO	5	39	170.85	1:10:32.903	145.3
9	333	Rinaldi Racing	DEU	<u>Rinat Salikhov</u>	RUS	Bronze	David Perel	ZAF	Silver	Ferrari 488 GT3	PROAM	4	39	170.85	1:10:33.247	145.3
10	16	Drivex School	ESP	<u>Marcelo Hahn</u>	BRA	Bronze	Allam Khodair	BRA	Gold	Mercedes AMG GT3	PROAM	5	39	170.85	1:10:34.220	145.2
11	96	Optimum Motorsport	GBR	Bradley Ellis	GBR	Silver	<u>Oliver Wilkinson</u>	GBR	Bronze	Audi R8 LMS	PROAM	6	39	170.85	1:10:35.792	145.2
12	28	Daiko Lazarus Racing	ITA	<u>Toby Sowery</u>	GBR	Silver	Giuseppe Cipriani	ITA	Bronze	Lamborghini Huracan GT3	PROAM	7	39	170.85	1:10:37.337	145.1
13	77	Olimp Racing	POL	Marcin Jedlinski	POL	Bronze	<u>Mateusz Lisowski</u>	POL	Silver	Audi R8 LMS	PROAM	8	39	170.85	1:10:40.257	145.0
14	71	Luzich Racing	USA	<u>Alexander West</u>	SWE	Bronze	Michele Rugolo	ITA	Gold	Ferrari 488 GT3	PROAM	9	39	170.85	1:10:43.299	144.9
15	74	HTP Motorsport / MS Racing	AUT	Alexander Hrachowina	AUT	Bronze	<u>Martin Konrad</u>	AUT	Bronze	Mercedes AMG GT3	AM	1	39	170.85	1:10:49.170	144.7
16	9	ARC Bratislava	SVK	<u>Miro Konôpka</u>	SVK	Bronze	Zdeno Mikulasko	SVK	Bronze	Lamborghini Huracan GT3	AM	2	39	170.85	1:11:16.542	143.8
17	41	Drivex School	ESP	"Caca Bueno"	BRA	Platinum	<u>Ricardo Baptista</u>	BRA	Bronze	Mercedes AMG GT3	PROAM	10	39	170.85	1:11:28.174	143.4
18	99	Sports and You	PRT	<u>António Coimbra</u>	PRT	Bronze	Luis Silva	PRT	Bronze	Mercedes AMG GT3	AM	3	39	170.85	1:11:48.300	142.7
19	66	Vincenzo Sospiri Racing	ITA	<u>Giulio Borlenghi</u>	BRA	Bronze	Andrzej Lewandowski	POL	Bronze	Lamborghini Huracan GT3	AM	4	39	170.85	1:11:54.594	142.5
20	5	Olimp Racing	POL	Stanislaw Jedlinski	POL	Bronze				Audi R8 LMS	AM	5	35	153.33	1:11:52.102	128.0
Not classified: (Requirements: 75% of number laps of leader = 30 Laps)																
	90	Target Racing	ITA	<u>Alberto Di Folco</u>	ITA	Silver	Stefano Costantini	ITA	Bronze	Lamborghini Huracan GT3	PROAM	11	25	109.52	46:09.074	142.3
	19	Imperiale Racing	ITA	<u>Jiatong Liang</u>	CHN	Bronze	Raffaele Giammaria	ITA	Gold	Lamborghini Huracan GT3	PROAM	12	24	105.14	44:32.065	141.6
	3	RACE / BMW Team Teo Martín	ESP	Lourenço Beirão da Veiga	PRT	Silver	<u>Juan Cruz Álvarez</u>	ARG	Silver	BMW M6 GT3	PRO	6	19	83.23	36:00.015	138.7
	6	Vincenzo Sospiri Racing	ITA	Edoardo Liberati	ITA	Silver	<u>Kang Ling</u>	CHN	Silver	Lamborghini Huracan GT3	PRO	7	7	30.66	13:13.117	139.1
	12	Ombra Racing	ITA	Fernando Rees	BRA	Gold	<u>Damiano Fioravanti</u>	ITA	Silver	Lamborghini Huracan GT3	PRO	8	2	08.76	3:52.153	135.8
	7	RACE / BMW Team Teo Martín	ESP	<u>Márcio Basso</u>	BRA	Bronze	Thiago Marques	BRA	Bronze	BMW M6 GT3	AM	6	2	08.76	4:04.017	129.2
	63	Imperiale Racing	ITA	Giovanni Venturini	ITA	Gold	<u>Jeroen Mul</u>	NLD	Silver	Lamborghini Huracan GT3	PRO	9	2	08.76	4:44.787	110.7





Hungaroring
International GT Open
Race - 1
Lap Analysis



3

1 Lourenço Beirão da Veiga BMW M6 GT3
 PRO 2 Juan Cruz Álvarez RACE / BMW Team Teo Martín

5

1 Stanislaw Jedlinski Audi R8 LMS
 2 Olimp Racing

Lap	D	Time	Sector 1	Sector 2	Sector 3	T. Spd	Elapsed	Lap	D	Time	Sector 1	Sector 2	Sector 3	T. Spd	Elapsed
1	2	1:56.095	44.846	41.270	29.979	213.8	1:56.095	1	2:05.459	47.860	45.568	32.031	221.3	2:05.459	
2	2	1:50.021	40.343	39.912	29.766	231.2	3:46.116	2	1:57.654	41.681	44.159	31.814	224.0	4:03.113	
3	2	1:46.602	38.163	39.036	29.403	232.2	5:32.718	3	1:57.869	40.508	45.079	32.282	220.4	6:00.982	
4	2	1:45.746	37.347	38.948	29.451	228.8	7:18.464	4	1:57.787	40.704	45.070	32.013	220.8	7:58.769	
5	2	1:45.546	37.342	38.822	29.382	229.7	9:04.010	5	1:57.832	40.894	44.612	32.326	223.6	9:56.601	
6	2	1:46.672	37.436	39.697	29.539	232.2	10:50.682	6	1:58.772	41.184	44.838	32.750	222.2	11:55.373	
7	2	1:47.839	38.809	39.579	29.451	231.7	12:38.521	7	1:58.264	40.878	44.666	32.720	221.3	13:53.637	
8	2	1:45.732	37.331	38.730	29.671	231.2	14:24.253	8	1:57.591	40.600	44.409	32.582	221.7	15:51.228	
9	2	1:46.288	37.403	39.257	29.628	231.7	16:10.541	9	2:06.761	42.332	51.051	33.378	221.7	17:57.989	
10	2	1:47.420	37.571	39.856	29.993	232.2	17:57.961	10	2:06.153	43.346	48.627	34.180	220.8	20:04.142	
11	2	1:51.174	41.499	39.893	29.782	229.2	19:49.135	11	2:02.193	43.108	45.357	33.728	219.9	22:06.335	
12	2	1:46.681	37.836	39.227	29.618	230.7	21:35.816	12	1:59.610	41.543	44.945	33.122	219.9	24:05.945	
13	2	1:47.641	37.773	39.689	30.179	229.7	23:23.457	13	1:58.570	40.966	45.012	32.592	221.7	26:04.515	
14	2	1:47.520	37.740	39.873	29.907	232.2	25:10.977	14	1:58.759	41.136	44.916	32.707	221.7	28:03.274	
15	2	1:48.034	37.788	39.730	30.516	231.7	26:59.011	15	2:03.364	40.745	49.210	33.409	220.4	30:06.638	
16	2	1:47.408	37.562	39.819	30.027	232.2	28:46.419	16	2:09.004	43.586	50.243	35.175	222.2	32:15.642	
17	2	1:50.424 P	37.720	39.538	33.166	229.2	30:36.843	17	2:05.797	43.121	48.138	34.538	219.9	34:21.439	
18	1	3:18.308	1:57.693	39.629	40.986		33:55.151	18	2:02.573	42.985	46.187	33.401	219.5	36:24.012	
19	1	2:04.864 P	44.334	42.367	38.163	172.5	36:00.015	19	2:09.996 P	41.355	46.303	42.338	222.6	38:34.008	
								20	3:14.119	1:57.773	43.907	32.439		41:48.127	
								21	1:57.855	40.815	45.088	31.952	224.0	43:45.982	
								22	2:03.102	41.580	46.076	35.446	225.0	45:49.084	
								23	2:02.464	44.757	45.003	32.704	220.8	47:51.548	
								24	2:00.997	40.872	46.766	33.359	221.7	49:52.545	
								25	2:00.908	41.364	45.262	34.282	221.3	51:53.453	
								26	1:59.623	41.137	45.836	32.650	220.8	53:53.076	
								27	1:57.794	40.964	44.684	32.146	222.6	55:50.870	
								28	1:55.891	40.421	43.488	31.982	222.6	57:46.761	
								29	2:01.125	40.886	46.634	33.605	213.0	59:47.886	
								30	2:04.509	40.438	49.687	34.384	223.1	1:01:52.395	
								31	2:00.500	43.701	44.255	32.544	222.6	1:03:52.895	
								32	1:59.680	40.948	44.768	33.964	224.0	1:05:52.575	
								33	1:58.146	41.049	44.303	32.794	222.6	1:07:50.721	
								34	1:59.487	40.252	45.419	33.816	223.1	1:09:50.208	
								35	2:01.894	41.687	44.951	35.256	219.5	1:11:52.102	

6

1 Edoardo Liberati Lamborghini Huracan GT3
 PRO 2 Kang Ling Vincenzo Sospiri Racing

Lap	D	Time	Sector 1	Sector 2	Sector 3	T. Spd	Elapsed
1	2	1:51.448	41.837	40.149	29.462	207.6	1:51.448
2	2	1:47.145	38.523	39.197	29.425	229.7	3:38.593
3	2	1:45.974	37.535	39.010	29.429	228.8	5:24.567
4	2	1:45.876	37.481	39.039	29.356	228.8	7:10.443
5	2	1:46.710	37.824	39.491	29.395	229.7	8:57.153
6	2	1:47.413	37.506	39.346	30.561	229.2	10:44.566
7	2	2:28.551 P	47.157	58.688	42.706	228.3	13:13.117

7

1 Márcio Basso BMW M6 GT3
 AM 2 Thiago Marques RACE / BMW Team Teo Martín

Lap	D	Time	Sector 1	Sector 2	Sector 3	T. Spd	Elapsed
1	1	2:02.160	47.198	44.051	30.911	220.4	2:02.160
2	1	2:01.857 P	39.443	41.600	40.814	232.2	4:04.017





Hungaroring
International GT Open
Race - 1
Lap Analysis



9

1 Miro Konôpka
 Lamborghini Huracan GT3

11

1 Daniele Di Amato
 Ferrari 488 GT3

AM							PRO								
Lap	D	Time	Sector 1	Sector 2	Sector 3	T. Spd	Elapsed	Lap	D	Time	Sector 1	Sector 2	Sector 3	T. Spd	Elapsed
1	1	2:00.279	46.265	42.998	31.016	210.9	2:00.279	1	2	1:52.514	42.404	40.358	29.752	208.8	1:52.514
2	1	1:49.368	38.845	40.555	29.968	227.8	3:49.647	2	2	1:46.563	37.737	39.335	29.491	229.2	3:39.077
3	1	1:47.933	38.269	39.900	29.764	229.2	5:37.580	3	2	1:45.983	37.582	39.021	29.380	229.7	5:25.060
4	1	1:49.139	38.069	40.559	30.511	228.8	7:26.719	4	2	1:46.115	37.554	39.047	29.514	229.7	7:11.175
5	1	1:47.477	37.952	39.474	30.051	227.8	9:14.196	5	2	1:46.480	37.637	39.365	29.478	229.7	8:57.655
6	1	1:47.754	38.157	39.823	29.774	228.8	11:01.950	6	2	1:46.852	37.498	39.167	30.187	230.2	10:44.507
7	1	1:49.134	37.813	40.265	31.056	227.3	12:51.084	7	2	1:46.879	38.293	39.055	29.531	228.3	12:31.386
8	1	1:47.944	38.055	39.843	30.046	227.8	14:39.028	8	2	1:45.574	37.313	38.783	29.478	230.2	14:16.960
9	1	1:47.556	37.970	39.690	29.896	227.8	16:26.584	9	2	1:45.356	37.461	38.593	29.302	229.7	16:02.316
10	1	1:47.538	37.749	39.822	29.967	227.8	18:14.122	10	2	1:46.111	37.412	39.335	29.364	230.7	17:48.427
11	1	1:47.744	38.081	39.663	30.000	227.8	20:01.866	11	2	1:45.740	37.547	38.808	29.385	229.7	19:34.167
12	1	1:47.985	37.856	40.151	29.978	227.3	21:49.851	12	2	1:45.703	37.492	38.744	29.467	230.2	21:19.870
13	1	1:47.844	38.088	39.759	29.997	228.3	23:37.695	13	2	1:45.993	37.674	38.799	29.520	230.2	23:05.863
14	1	1:47.251	37.807	39.717	29.727	228.3	25:24.946	14	2	1:45.708	37.441	38.843	29.424	230.7	24:51.571
15	1	1:47.947	38.039	39.936	29.972	226.8	27:12.893	15	2	1:45.998	37.521	39.004	29.473	230.7	26:37.569
16	1	1:51.909 P	37.905	40.123	33.881	227.3	29:04.802	16	2	1:45.914	37.536	38.877	29.501	229.7	28:23.483
17	2	2:54.612	1:45.471	39.216	29.925		31:59.414	17	2	1:46.024	37.474	38.983	29.567	229.2	30:09.507
18	2	1:47.394	38.262	39.302	29.830	228.3	33:46.808	18	2	1:50.084 P	37.971	38.735	33.378	229.2	31:59.591
19	2	1:46.149	37.611	39.083	29.455	228.3	35:32.957	19	1	2:55.468	1:47.887	38.360	29.221		34:55.059
20	2	1:46.788	37.716	39.396	29.676	227.8	37:19.745	20	1	1:44.728	37.336	38.184	29.208	228.3	36:39.787
21	2	1:46.344	37.803	39.102	29.439	227.3	39:06.089	21	1	1:59.976	37.203	38.316	44.457	228.8	38:39.763
22	2	1:46.558	37.965	39.193	29.400	228.3	40:52.647	22	1	1:45.125	37.425	38.382	29.318	226.8	40:24.888
23	2	1:46.079	37.715	38.966	29.398	227.3	42:38.726	23	1	1:45.391	37.305	38.763	29.323	228.8	42:10.279
24	2	1:46.630	37.578	39.390	29.662	228.3	44:25.356	24	1	1:45.419	37.304	38.729	29.386	228.3	43:55.698
25	2	1:47.029	37.250	39.173	30.606	228.3	46:12.385	25	1	1:45.781	37.398	39.124	29.259	229.2	45:41.479
26	2	1:47.041	37.849	39.406	29.786	228.8	47:59.426	26	1	1:45.220	37.279	38.643	29.298	229.7	47:26.699
27	2	1:48.114	37.652	40.502	29.960	228.8	49:47.540	27	1	1:45.122	37.308	38.602	29.212	228.8	49:11.821
28	2	1:46.723	37.822	39.114	29.787	227.8	51:34.263	28	1	1:45.258	37.268	38.678	29.312	229.2	50:57.079
29	2	1:56.136	37.583	39.316	39.237	227.3	53:30.399	29	1	1:45.202	37.282	38.635	29.285	228.8	52:42.281
30	2	1:46.412	37.818	39.174	29.420	227.3	55:16.811	30	1	1:45.157	37.276	38.630	29.251	229.2	54:27.438
31	2	1:46.633	37.838	39.005	29.790	226.8	57:03.444	31	1	1:45.162	37.292	38.433	29.437	229.2	56:12.600
32	2	1:46.575	37.843	39.135	29.597	226.8	58:50.019	32	1	1:45.215	37.238	38.646	29.331	228.8	57:57.815
33	2	1:46.461	37.794	39.127	29.540	227.8	1:00:36.480	33	1	1:46.878	37.318	39.377	30.183	229.2	59:44.693
34	2	1:46.033	37.548	39.110	29.375	227.3	1:02:22.513	34	1	1:46.220	38.256	38.666	29.298	231.2	1:01:30.913
35	2	1:45.990	37.539	38.912	29.539	227.3	1:04:08.503	35	1	1:45.165	37.295	38.605	29.265	228.3	1:03:16.078
36	2	1:46.789	37.957	39.124	29.708	227.3	1:05:55.292	36	1	1:45.187	37.310	38.591	29.286	229.7	1:05:01.265
37	2	1:47.451	37.888	39.688	29.875	228.3	1:07:42.743	37	1	1:45.182	37.171	38.550	29.461	230.2	1:06:46.447
38	2	1:46.577	37.771	39.049	29.757	227.3	1:09:29.320	38	1	1:45.167	37.080	38.822	29.265	230.2	1:08:31.614
39	2	1:47.222	38.031	39.410	29.781	227.3	1:11:16.542	39	1	1:45.475	37.270	38.873	29.332	230.2	1:10:17.089

12

1 Fernando Rees
 Lamborghini Huracan GT3

PRO 2 Damiano Fioravanti
 Ombra Racing

Lap	D	Time	Sector 1	Sector 2	Sector 3	T. Spd	Elapsed
1	2	1:54.374	43.689	40.896	29.789	211.7	1:54.374
2	2	1:57.779 P	41.311	42.668	33.800	231.7	3:52.153





Hungaroring
International GT Open
Race - 1
Lap Analysis



16

1 Marcelo Hahn
 PROAM
 2 Allam Khodair

Mercedes AMG GT3
 Drivex School

19

1 Jiatong Liang
 PROAM
 2 Raffaele Giammaria

Lamborghini Huracan GT3
 Imperiale Racing

Lap	D	Time	Sector 1	Sector 2	Sector 3	T. Spd	Elapsed	Lap	D	Time	Sector 1	Sector 2	Sector 3	T. Spd	Elapsed
1	1	1:57.946	45.115	42.483	30.348	219.9	1:57.946	1	1	1:55.830	44.662	41.087	30.081	216.0	1:55.830
2	1	1:47.973	38.164	39.983	29.826	228.3	3:45.919	2	1	2:02.114	38.366	53.651	30.097	228.8	3:57.944
3	1	1:50.055	39.121	40.702	30.232	229.7	5:35.974	3	1	1:47.950	38.711	39.561	29.678	226.8	5:45.894
4	1	1:48.374	39.168	39.563	29.643	224.0	7:24.348	4	1	1:47.771	38.030	39.742	29.999	227.8	7:33.665
5	1	1:46.643	37.830	39.126	29.687	228.8	9:10.991	5	1	1:47.423	37.886	39.642	29.895	227.8	9:21.088
6	1	1:47.407	37.921	39.632	29.854	228.8	10:58.398	6	1	1:46.898	37.738	39.339	29.821	228.8	11:07.986
7	1	1:46.934	37.852	39.265	29.817	229.2	12:45.332	7	1	1:47.130	37.729	39.694	29.707	227.8	12:55.116
8	1	1:47.011	37.969	39.218	29.824	228.3	14:32.343	8	1	1:46.917	37.754	39.231	29.932	229.2	14:42.033
9	1	1:46.793	38.014	39.114	29.665	227.8	16:19.136	9	1	1:47.399	37.791	39.716	29.892	229.2	16:29.432
10	1	1:47.582	37.931	39.313	30.338	228.8	18:06.718	10	1	1:47.220	37.710	39.671	29.839	227.8	18:16.652
11	1	1:47.801	38.184	39.923	29.694	228.3	19:54.519	11	1	1:47.968	37.917	39.971	30.080	228.8	20:04.620
12	1	1:46.664	37.625	39.188	29.851	228.8	21:41.183	12	1	1:48.756	38.293	40.127	30.336	229.2	21:53.376
13	1	1:46.491	37.719	39.073	29.699	229.2	23:27.674	13	1	1:47.929	38.203	39.731	29.995	227.3	23:41.305
14	1	1:46.699	37.817	39.003	29.879	229.2	25:14.373	14	1	1:48.034	37.786	39.816	30.432	230.7	25:29.339
15	1	1:47.070	37.940	39.151	29.979	229.2	27:01.443	15	1	1:49.563	38.335	40.839	30.389	227.8	27:18.902
16	1	1:51.123 P	37.689	39.266	34.168	229.7	28:52.566	16	1	1:53.071 P	38.415	39.940	34.716	228.3	29:11.973
17	2	2:58.049	1:50.230	38.747	29.072		31:50.615	17	2	2:55.249	1:46.230	39.954	29.065		32:07.222
18	2	1:45.114	37.476	38.441	29.197	230.2	33:35.729	18	2	1:44.238	36.990	38.210	29.038	228.8	33:51.460
19	2	1:44.731	37.327	38.179	29.225	231.2	35:20.460	19	2	1:44.640	36.911	38.303	29.426	228.8	35:36.100
20	2	1:45.029	37.370	38.340	29.319	230.7	37:05.489	20	2	1:44.951	37.035	38.488	29.428	229.2	37:21.051
21	2	1:45.746	37.439	38.823	29.484	230.7	38:51.235	21	2	1:45.204	37.192	38.703	29.309	228.3	39:06.255
22	2	1:45.444	37.480	38.436	29.528	231.2	40:36.679	22	2	1:44.520	37.131	38.157	29.232	228.8	40:50.775
23	2	1:45.654	37.569	38.657	29.428	231.7	42:22.333	23	2	1:44.455	37.024	38.083	29.348	230.2	42:35.230
24	2	1:45.723	37.457	38.752	29.514	229.7	44:08.056	24	2	1:56.835 P	38.095	40.629	38.111	229.7	44:32.065
25	2	1:45.766	37.453	38.798	29.515	231.2	45:53.822								
26	2	1:46.109	37.443	38.823	29.843	232.7	47:39.931								
27	2	1:45.857	37.330	38.917	29.610	231.7	49:25.788								
28	2	1:45.667	37.393	38.711	29.563	232.2	51:11.455								
29	2	1:45.583	37.500	38.690	29.393	231.2	52:57.038								
30	2	1:45.130	37.597	38.240	29.293	231.7	54:42.168								
31	2	1:45.401	37.430	38.537	29.434	229.7	56:27.569								
32	2	1:45.943	37.311	38.876	29.756	231.2	58:13.512								
33	2	1:45.751	37.478	38.805	29.468	230.7	59:59.263								
34	2	1:46.486	37.474	39.653	29.359	229.7	1:01:45.749								
35	2	1:45.354	37.309	38.541	29.504	230.2	1:03:31.103								
36	2	1:46.232	37.361	39.369	29.502	230.7	1:05:17.335								
37	2	1:45.487	37.392	38.692	29.403	231.2	1:07:02.822								
38	2	1:45.635	37.310	38.816	29.509	230.7	1:08:48.457								
39	2	1:45.763	37.437	38.704	29.622	230.2	1:10:34.220								





Hungaroring
International GT Open
Race - 1
Lap Analysis



20

1 Valentin Pierburg

Mercedes AMG GT3

25

1 Riccardo Agostini

Lamborghini Huracan GT3

PROAM

2 Tom Onslow-Cole

SPS Automotive Performance

PRO

2 Rik Brukers

Imperiale Racing

Lap	D	Time	Sector 1	Sector 2	Sector 3	T. Spd	Elapsed	Lap	D	Time	Sector 1	Sector 2	Sector 3	T. Spd	Elapsed
1	2	1:49.714	40.529	39.560	29.625	208.8	1:49.714	1	1	1:52.909	42.693	40.550	29.666	211.3	1:52.909
2	2	1:45.948	37.332	39.127	29.489	230.7	3:35.662	2	1	1:46.929	37.709	39.432	29.788	229.7	3:39.838
3	2	1:46.444	37.302	39.323	29.819	231.7	5:22.106	3	1	1:46.079	37.527	38.939	29.613	229.7	5:25.917
4	2	1:45.074	37.226	38.599	29.249	230.2	7:07.180	4	1	1:45.884	37.505	38.824	29.555	230.2	7:11.801
5	2	1:45.005	37.271	38.490	29.244	229.7	8:52.185	5	1	1:46.281	37.420	39.160	29.701	230.2	8:58.082
6	2	1:44.885	37.170	38.292	29.423	230.2	10:37.070	6	1	1:46.653	37.493	39.125	30.035	230.2	10:44.735
7	2	1:45.747	37.282	38.866	29.599	228.8	12:22.817	7	1	1:48.233	39.929	38.917	29.387	231.2	12:32.968
8	2	1:45.052	37.155	38.606	29.291	229.7	14:07.869	8	1	1:45.817	37.346	38.924	29.547	229.7	14:18.785
9	2	1:44.867	37.096	38.586	29.185	229.2	15:52.736	9	1	1:45.911	37.328	38.992	29.591	229.7	16:04.696
10	2	1:45.295	37.283	38.698	29.314	229.7	17:38.031	10	1	1:46.454	37.509	39.371	29.574	230.2	17:51.150
11	2	1:44.927	37.102	38.496	29.329	229.7	19:22.958	11	1	1:45.929	37.550	38.938	29.441	230.2	19:37.079
12	2	1:44.712	37.039	38.439	29.234	230.2	21:07.670	12	1	1:45.499	37.312	38.837	29.350	229.7	21:22.578
13	2	1:45.030	37.003	38.519	29.508	229.7	22:52.700	13	1	1:45.848	37.362	38.946	29.540	230.7	23:08.426
14	2	1:45.184	37.294	38.625	29.265	229.7	24:37.884	14	1	1:45.880	37.351	38.976	29.553	230.7	24:54.306
15	2	1:45.551	37.146	38.993	29.412	229.7	26:23.435	15	1	1:46.313	37.497	39.172	29.644	231.2	26:40.619
16	2	1:45.194	37.134	38.648	29.412	230.2	28:08.629	16	1	1:46.263	37.588	39.066	29.609	230.7	28:26.882
17	2	1:45.676	37.187	39.168	29.321	230.7	29:54.305	17	1	1:46.184	37.381	39.223	29.580	229.7	30:13.066
18	2	1:45.650	37.164	39.119	29.367	230.2	31:39.955	18	1	1:49.530 P	37.565	39.527	32.438	229.2	32:02.596
19	2	1:45.112	36.998	38.785	29.329	230.7	33:25.067	19	2	2:50.330	1:42.661	38.604	29.065		34:52.926
20	2	1:47.293	38.113	39.550	29.630	230.7	35:12.360	20	2	1:45.411	37.301	38.591	29.519	227.8	36:38.337
21	2	1:45.786	37.377	38.953	29.456	230.7	36:58.146	21	2	1:52.394	37.599	38.752	36.043	227.8	38:30.731
22	2	1:45.891	37.378	38.953	29.560	231.2	38:44.037	22	2	1:46.135	37.852	38.828	29.455	222.6	40:16.866
23	2	1:48.736 P	37.144	38.968	32.624	230.7	40:32.773	23	2	1:45.362	37.440	38.576	29.346	227.3	42:02.228
24	1	3:01.866	1:53.398	39.114	29.354		43:34.639	24	2	1:45.687	37.335	39.018	29.334	228.3	43:47.915
25	1	1:45.853	37.354	39.058	29.441	229.7	45:20.492	25	2	1:46.027	37.840	38.890	29.297	229.7	45:33.942
26	1	1:46.591	37.693	39.214	29.684	231.7	47:07.083	26	2	1:45.648	37.247	38.655	29.746	229.2	47:19.590
27	1	1:47.358	37.901	39.578	29.879	227.8	48:54.441	27	2	1:45.652	37.494	38.657	29.501	227.8	49:05.242
28	1	1:46.945	37.711	39.326	29.908	229.2	50:41.386	28	2	1:45.363	37.352	38.645	29.366	227.8	50:50.605
29	1	1:45.791	37.331	38.892	29.568	227.8	52:27.177	29	2	1:45.529	37.266	38.746	29.517	229.2	52:36.134
30	1	1:46.265	37.524	39.216	29.525	229.2	54:13.442	30	2	1:45.444	37.288	38.402	29.754	228.8	54:21.578
31	1	1:46.367	37.430	39.303	29.634	228.3	55:59.809	31	2	1:45.797	37.227	38.691	29.879	230.2	56:07.375
32	1	1:46.887	37.450	39.366	30.071	228.8	57:46.696	32	2	1:47.335	37.799	39.854	29.682	230.2	57:54.710
33	1	1:47.219	38.123	39.582	29.514	228.8	59:33.915	33	2	1:46.194	37.246	39.700	29.248	228.8	59:40.904
34	1	1:46.456	37.572	39.254	29.630	230.2	1:01:20.371	34	2	1:45.183	37.461	38.439	29.283	229.2	1:01:26.087
35	1	1:46.761	37.725	39.410	29.626	229.2	1:03:07.132	35	2	1:45.650	37.362	38.681	29.607	228.3	1:03:11.737
36	1	1:46.316	37.391	39.253	29.672	229.2	1:04:53.448	36	2	1:45.565	37.249	38.492	29.824	229.7	1:04:57.302
37	1	1:46.336	37.565	39.157	29.614	230.2	1:06:39.784	37	2	1:45.216	37.252	38.609	29.355	228.8	1:06:42.518
38	1	1:46.261	37.509	39.168	29.584	230.2	1:08:26.045	38	2	1:45.372	37.193	38.654	29.525	230.2	1:08:27.890
39	1	1:46.583	37.481	39.355	29.747	228.8	1:10:12.628	39	2	1:45.858	37.304	38.806	29.748	229.7	1:10:13.748





Hungaroring International GT Open Race - 1 Lap Analysis



27

1 Fabrizio Crestani

Lamborghini Huracan GT3

28

1 Toby Sowery

Lamborghini Huracan GT3

PROAM

2 Miguel Ramos

Daiko Lazarus Racing

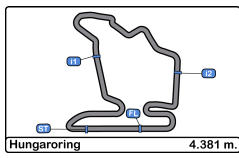
PROAM

2 Giuseppe Cipriani

Daiko Lazarus Racing

Lap	D	Time	Sector 1	Sector 2	Sector 3	T. Spd	Elapsed	Lap	D	Time	Sector 1	Sector 2	Sector 3	T. Spd	Elapsed
1	1	1:50.016	40.932	39.616	29.468	209.3	1:50.016	1	1	1:56.556	45.383	41.221	29.952	225.9	1:56.556
2	1	1:46.029	37.639	38.956	29.434	230.7	3:36.045	2	1	1:47.694	37.858	40.564	29.272	228.8	3:44.250
3	1	1:46.493	37.537	38.920	30.036	230.7	5:22.538	3	1	1:45.152	37.238	38.596	29.318	231.2	5:29.402
4	1	1:46.263	37.509	39.302	29.452	229.7	7:08.801	4	1	1:45.433	37.175	38.810	29.448	231.2	7:14.835
5	1	1:45.845	37.394	38.961	29.490	231.7	8:54.646	5	1	1:45.733	37.620	38.894	29.219	231.7	9:00.568
6	1	1:45.379	37.502	38.656	29.221	230.7	10:40.025	6	1	1:45.366	37.344	38.679	29.343	231.2	10:45.934
7	1	1:45.258	37.328	38.595	29.335	231.2	12:25.283	7	1	1:46.438	38.271	38.799	29.368	233.2	12:32.372
8	1	1:45.041	37.264	38.534	29.243	230.2	14:10.324	8	1	1:45.779	37.428	39.020	29.331	231.2	14:18.151
9	1	1:44.913	37.283	38.494	29.136	230.2	15:55.237	9	1	1:45.807	37.422	38.999	29.386	231.2	16:03.958
10	1	1:45.626	37.818	38.509	29.299	230.2	17:40.863	10	1	1:45.941	37.343	39.172	29.426	231.2	17:49.899
11	1	1:44.745	37.165	38.413	29.167	230.7	19:25.608	11	1	1:45.844	37.321	39.103	29.420	230.7	19:35.743
12	1	1:44.698	37.199	38.289	29.210	230.2	21:10.306	12	1	1:45.919	37.536	38.981	29.402	231.7	21:21.662
13	1	1:44.785	37.201	38.323	29.261	230.7	22:55.091	13	1	1:45.773	37.446	38.946	29.381	231.2	23:07.435
14	1	1:45.063	37.304	38.491	29.268	230.7	24:40.154	14	1	1:46.021	37.483	38.974	29.564	231.2	24:53.456
15	1	1:45.272	37.258	38.706	29.308	230.7	26:25.426	15	1	1:45.989	37.558	38.946	29.485	232.7	26:39.445
16	1	1:45.019	37.188	38.472	29.359	231.2	28:10.445	16	1	1:45.296	37.251	38.866	29.179	231.7	28:24.741
17	1	1:45.785	37.271	39.215	29.299	231.2	29:56.230	17	1	1:45.509	37.173	38.982	29.354	231.2	30:10.250
18	1	1:46.027	37.631	38.904	29.492	230.7	31:42.257	18	1	1:46.248	37.720	38.874	29.654	232.2	31:56.498
19	1	1:45.377	37.278	38.790	29.309	231.2	33:27.634	19	1	1:45.734	37.519	38.879	29.336	231.2	33:42.232
20	1	1:49.267 P	37.422	39.033	32.812	231.2	35:16.901	20	1	1:45.648	37.185	38.912	29.551	231.7	35:27.880
21	2	3:07.406	1:58.693	38.837	29.876		38:24.307	21	1	1:45.459	37.128	38.885	29.446	231.2	37:13.339
22	2	1:44.958	37.236	38.623	29.099	229.7	40:09.265	22	1	1:48.778 P	37.300	39.055	32.423	230.2	39:02.117
23	2	1:45.558	37.270	38.847	29.441	229.2	41:54.823	23	2	3:10.647	2:02.209	39.051	29.387		42:12.764
24	2	1:46.538	37.153	39.908	29.477	229.7	43:41.361	24	2	1:45.844	37.328	39.090	29.426	228.8	43:58.608
25	2	1:45.327	37.375	38.710	29.242	230.2	45:26.688	25	2	1:46.564	37.629	39.498	29.437	229.7	45:45.172
26	2	1:45.158	37.225	38.700	29.233	230.7	47:11.846	26	2	1:45.718	37.333	38.893	29.492	230.7	47:30.890
27	2	1:45.406	37.290	38.703	29.413	230.2	48:57.252	27	2	1:46.058	37.421	39.023	29.614	229.7	49:16.948
28	2	1:45.914	37.233	38.983	29.698	230.7	50:43.166	28	2	1:45.572	37.267	38.663	29.642	230.2	51:02.520
29	2	1:47.813	38.011	39.884	29.918	232.2	52:30.979	29	2	1:46.045	37.164	39.279	29.602	230.2	52:48.565
30	2	1:47.531	37.912	39.696	29.923	230.2	54:18.510	30	2	1:46.091	37.414	39.235	29.442	230.2	54:34.656
31	2	1:47.427	38.188	39.592	29.647	229.2	56:05.937	31	2	1:46.040	37.404	39.178	29.458	229.7	56:20.696
32	2	1:45.838	37.517	38.998	29.323	229.2	57:51.775	32	2	1:45.748	37.273	39.097	29.378	230.2	58:06.444
33	2	1:46.081	37.403	39.262	29.416	230.7	59:37.856	33	2	1:46.028	37.248	39.221	29.559	230.2	59:52.472
34	2	1:45.339	37.227	38.673	29.439	230.2	1:01:23.195	34	2	1:47.357	37.573	40.329	29.455	231.2	1:01:39.829
35	2	1:45.862	37.339	38.977	29.546	229.7	1:03:09.057	35	2	1:46.421	37.328	39.343	29.750	230.2	1:03:26.250
36	2	1:45.950	37.211	39.132	29.607	230.2	1:04:55.007	36	2	1:46.085	37.502	39.103	29.480	231.2	1:05:12.335
37	2	1:46.006	37.422	39.205	29.379	230.7	1:06:41.013	37	2	1:46.947	37.361	39.652	29.934	231.7	1:06:59.282
38	2	1:45.944	37.397	38.998	29.549	231.7	1:08:26.957	38	2	1:46.588	37.605	39.315	29.668	231.7	1:08:45.870
39	2	1:46.344	37.397	39.301	29.646	230.7	1:10:13.301	39	2	1:46.467	37.446	39.419	29.602	230.7	1:10:32.337





Hungaroring
International GT Open
Race - 1
Lap Analysis



33

1 Christian Hook

Ferrari 488 GT3 **41**

1 "Caca Bueno"

Mercedes AMG GT3

PROAM

2 Daniel Keilwitz

Rinaldi Racing

PROAM

2 Ricardo Baptista

Drivex School

Lap	D	Time	Sector 1	Sector 2	Sector 3	T. Spd	Elapsed	Lap	D	Time	Sector 1	Sector 2	Sector 3	T. Spd	Elapsed
1	2	1:51.720	42.166	40.059	29.495	208.8	1:51.720	1	2	2:01.562	46.674	43.491	31.397	208.4	2:01.562
2	2	1:45.626	37.688	38.785	29.153	229.2	3:37.346	2	2	1:49.547	39.189	40.366	29.992	226.8	3:51.109
3	2	1:46.216	37.640	39.018	29.558	230.2	5:23.562	3	2	1:48.727	38.247	40.343	30.137	228.3	5:39.836
4	2	1:46.345	37.614	39.164	29.567	229.7	7:09.907	4	2	1:48.998	38.672	39.978	30.348	228.3	7:28.834
5	2	1:45.967	37.948	38.600	29.419	228.8	8:55.874	5	2	1:47.731	38.132	39.731	29.868	228.3	9:16.565
6	2	1:46.561	37.882	39.107	29.572	229.7	10:42.435	6	2	1:48.465	38.185	39.630	30.650	228.3	11:05.030
7	2	1:44.832	37.160	38.551	29.121	228.3	12:27.267	7	2	1:48.117	38.073	40.036	30.008	226.8	12:53.147
8	2	1:45.275	37.121	38.789	29.365	229.2	14:12.542	8	2	1:48.290	38.240	39.951	30.099	228.3	14:41.437
9	2	1:45.831	37.587	38.920	29.324	231.7	15:58.373	9	2	1:49.053	38.091	40.603	30.359	228.8	16:30.490
10	2	1:45.123	37.245	38.749	29.129	228.8	17:43.496	10	2	1:49.672	38.639	40.238	30.795	226.8	18:20.162
11	2	1:44.967	37.212	38.675	29.080	228.8	19:28.463	11	2	1:47.841	38.202	39.502	30.137	227.3	20:08.003
12	2	1:44.939	37.251	38.556	29.132	230.2	21:13.402	12	2	1:48.359	38.736	39.529	30.094	228.8	21:56.362
13	2	1:45.073	37.098	38.841	29.134	228.8	22:58.475	13	2	1:48.242	38.546	39.492	30.204	228.3	23:44.604
14	2	1:45.368	37.248	38.850	29.270	228.8	24:43.843	14	2	1:48.143	38.345	39.618	30.180	228.8	25:32.747
15	2	1:45.198	37.242	38.840	29.116	228.3	26:29.041	15	2	1:47.812	38.216	39.759	29.837	229.2	27:20.559
16	2	1:45.207	37.206	38.724	29.277	228.8	28:14.248	16	2	1:48.393	38.326	39.680	30.387	229.2	29:08.952
17	2	1:45.632	37.218	39.159	29.255	228.3	29:59.880	17	2	1:47.697	37.963	39.634	30.100	227.8	30:56.649
18	2	1:45.152	37.186	38.707	29.259	228.8	31:45.032	18	2	1:52.003 P	38.408	39.436	34.159	228.8	32:48.652
19	2	1:45.483	37.172	38.978	29.333	228.8	33:30.515	19	1	3:16.349	2:07.391	39.246	29.712		36:05.001
20	2	1:45.613	37.310	39.011	29.292	228.8	35:16.128	20	1	1:46.410	37.952	39.007	29.451	228.3	37:51.411
21	2	1:45.241	37.209	38.799	29.233	228.8	37:01.369	21	1	1:46.023	37.840	38.660	29.523	227.8	39:37.434
22	2	1:45.240	37.234	38.687	29.319	229.2	38:46.609	22	1	1:46.375	37.685	39.014	29.676	227.8	41:23.809
23	2	1:49.256 P	37.604	38.839	32.813	229.7	40:35.865	23	1	1:46.167	38.171	38.810	29.186	228.3	43:09.976
24	1	2:56.968	1:46.998	40.168	29.802		43:32.833	24	1	1:45.637	37.688	38.667	29.282	228.8	44:55.613
25	1	1:47.064	38.013	39.429	29.622	226.8	45:19.897	25	1	1:45.645	37.474	38.756	29.415	229.7	46:41.258
26	1	1:46.699	37.693	39.480	29.526	227.8	47:06.596	26	1	1:45.541	37.507	38.547	29.487	228.8	48:26.799
27	1	1:47.140	37.982	39.752	29.406	226.4	48:53.736	27	1	1:45.843	37.720	38.744	29.379	228.8	50:12.642
28	1	1:48.998	37.892	39.769	31.337	226.4	50:42.734	28	1	1:46.391	37.615	39.196	29.580	228.3	51:59.033
29	1	1:47.859	38.202	39.870	29.787	226.8	52:30.593	29	1	1:46.564	37.546	39.477	29.541	227.8	53:45.597
30	1	1:47.436	37.908	39.803	29.725	227.8	54:18.029	30	1	1:45.925	37.755	38.680	29.490	228.8	55:31.522
31	1	1:49.043	37.976	40.100	30.967	227.3	56:07.072	31	1	1:46.316	37.990	38.871	29.455	228.3	57:17.838
32	1	1:49.303	37.882	39.900	31.521	228.3	57:56.375	32	1	1:47.012	37.638	39.037	30.337	229.2	59:04.850
33	1	1:48.135	38.012	39.927	30.196	228.3	59:44.510	33	1	1:46.258	37.938	38.799	29.521	228.3	1:00:51.108
34	1	1:48.954	38.866	40.335	29.753	227.8	1:01:33.464	34	1	1:46.164	37.713	38.902	29.549	227.8	1:02:37.272
35	1	1:47.387	37.865	39.826	29.696	227.3	1:03:20.851	35	1	1:46.211	37.650	39.121	29.440	229.2	1:04:23.483
36	1	1:47.720	37.973	39.971	29.776	227.8	1:05:08.571	36	1	1:45.786	37.520	38.758	29.508	228.8	1:06:09.269
37	1	1:47.670	37.884	39.966	29.820	227.3	1:06:56.241	37	1	1:45.742	37.604	38.746	29.392	228.3	1:07:55.011
38	1	1:47.591	37.795	39.769	30.027	228.3	1:08:43.832	38	1	1:46.755	37.635	39.555	29.565	229.2	1:09:41.766
39	1	1:47.411	37.803	39.948	29.660	226.8	1:10:31.243	39	1	1:46.408	37.639	39.122	29.647	227.3	1:11:28.174





Hungaroring
International GT Open
Race - 1
Lap Analysis



47

1 Fran Rueda

BMW M6 GT3 51

1 Alessandro Pier Guidi

Ferrari 488 GT3

PRO 2 Andrés Saravia RACE / BMW Team Teo Martin PRO 2 Mikkel Mac Luzich Racing

Lap	D	Time	Sector 1	Sector 2	Sector 3	T. Spd	Elapsed	Lap	D	Time	Sector 1	Sector 2	Sector 3	T. Spd	Elapsed
1	2	1:53.199	42.891	40.681	29.627	214.7	1:53.199	1	2	1:51.217	41.669	39.696	29.852	209.7	1:51.217
2	2	1:46.872	37.653	39.438	29.781	231.7	3:40.071	2	2	1:45.875	37.702	38.755	29.418	229.7	3:37.092
3	2	1:46.102	37.546	39.131	29.425	234.7	5:26.173	3	2	1:46.147	37.628	39.089	29.430	231.2	5:23.239
4	2	1:46.326	37.433	39.140	29.753	234.2	7:12.499	4	2	1:46.258	37.655	39.173	29.430	230.7	7:09.497
5	2	1:46.090	37.388	39.020	29.682	230.7	8:58.589	5	2	1:46.873	38.573	38.942	29.358	230.7	8:56.370
6	2	1:46.280	37.382	39.153	29.745	232.7	10:44.869	6	2	1:47.518	37.646	39.482	30.390	230.2	10:43.888
7	2	1:47.014	38.263	39.136	29.615	235.8	12:31.883	7	2	1:45.188	37.283	38.658	29.247	229.2	12:29.076
8	2	1:45.795	37.432	38.919	29.444	236.3	14:17.678	8	2	1:45.659	37.408	38.789	29.462	229.7	14:14.735
9	2	1:45.677	37.361	38.908	29.408	232.7	16:03.355	9	2	1:45.780	37.379	38.807	29.594	230.7	16:00.515
10	2	1:46.142	37.369	39.371	29.402	232.2	17:49.497	10	2	1:46.505	37.406	39.371	29.728	229.2	17:47.020
11	2	1:45.831	37.244	39.039	29.548	234.7	19:35.328	11	2	1:45.523	37.337	38.672	29.514	229.7	19:32.543
12	2	1:45.895	37.400	38.959	29.536	234.2	21:21.223	12	2	1:46.044	37.725	38.787	29.532	229.7	21:18.587
13	2	1:45.807	37.392	38.900	29.515	230.7	23:07.030	13	2	1:45.962	37.527	38.902	29.533	229.7	23:04.549
14	2	1:46.127	37.403	39.017	29.707	232.7	24:53.157	14	2	1:45.824	37.223	38.958	29.643	230.2	24:50.373
15	2	1:47.098	38.161	39.305	29.632	231.7	26:40.255	15	2	1:45.680	37.421	38.707	29.552	229.7	26:36.053
16	2	1:49.391 P	37.367	39.235	32.789	234.2	28:29.646	16	2	1:49.230 P	37.419	38.778	33.033	230.2	28:25.283
17	1	3:11.509	2:03.645	38.587	29.277		31:41.155	17	1	3:06.507	1:59.044	38.217	29.246		31:31.790
18	1	1:44.874	37.072	38.595	29.207	232.2	33:26.029	18	1	1:44.502	37.249	38.053	29.200	227.3	33:16.292
19	1	1:46.934	37.415	40.051	29.468	233.2	35:12.963	19	1	1:44.946	37.407	38.291	29.248	227.3	35:01.238
20	1	1:45.876	37.485	38.957	29.434	234.2	36:58.839	20	1	1:45.227	37.370	38.581	29.276	228.3	36:46.465
21	1	1:46.238	37.452	38.878	29.908	232.7	38:45.077	21	1	1:45.517	37.459	38.387	29.671	228.3	38:31.982
22	1	1:45.088	37.355	38.441	29.292	233.2	40:30.165	22	1	1:45.496	37.401	38.639	29.456	228.3	40:17.478
23	1	1:45.007	37.117	38.525	29.365	230.7	42:15.172	23	1	1:45.681	37.369	38.728	29.584	228.8	42:03.159
24	1	1:45.434	37.444	38.620	29.370	232.7	44:00.606	24	1	1:46.190	37.604	38.715	29.871	229.2	43:49.349
25	1	1:45.371	37.191	38.532	29.648	232.2	45:45.977	25	1	1:46.239	37.871	38.686	29.682	229.7	45:35.588
26	1	1:45.417	37.233	38.751	29.433	234.7	47:31.394	26	1	1:45.536	37.342	38.711	29.483	230.2	47:21.124
27	1	1:45.968	37.566	38.842	29.560	233.7	49:17.362	27	1	1:45.864	37.429	38.861	29.574	228.3	49:06.988
28	1	1:45.544	37.139	38.937	29.468	233.2	51:02.906	28	1	1:45.552	37.357	38.654	29.541	229.2	50:52.540
29	1	1:45.945	37.166	39.211	29.568	234.2	52:48.851	29	1	1:45.997	37.433	38.801	29.763	228.3	52:38.537
30	1	1:46.247	37.321	39.344	29.582	234.2	54:35.098	30	1	1:45.450	37.335	38.601	29.514	229.2	54:23.987
31	1	1:46.097	37.218	39.220	29.659	231.2	56:21.195	31	1	1:45.494	37.426	38.515	29.553	228.8	56:09.481
32	1	1:45.778	37.165	39.039	29.574	231.7	58:06.973	32	1	1:46.309	37.291	38.801	30.217	228.8	57:55.790
33	1	1:45.875	37.340	38.928	29.607	233.7	59:52.848	33	1	1:45.827	37.395	38.885	29.547	229.7	59:41.617
34	1	1:47.659	37.455	40.439	29.765	236.3	1:01:40.507	34	1	1:45.413	37.237	38.658	29.518	230.2	1:01:27.030
35	1	1:46.171	37.261	38.987	29.923	231.2	1:03:26.678	35	1	1:45.693	37.360	38.818	29.515	228.3	1:03:12.723
36	1	1:46.290	37.522	39.238	29.530	234.2	1:05:12.968	36	1	1:45.236	37.210	38.496	29.530	230.2	1:04:57.959
37	1	1:46.723	37.224	39.353	30.146	233.7	1:06:59.691	37	1	1:45.355	37.221	38.588	29.546	230.7	1:06:43.314
38	1	1:46.565	37.394	39.379	29.792	236.3	1:08:46.256	38	1	1:45.512	37.329	38.742	29.441	231.2	1:08:28.826
39	1	1:46.647	37.341	39.397	29.909	233.7	1:10:32.903	39	1	1:45.525	37.250	38.746	29.529	230.7	1:10:14.351





Hungaroring
International GT Open
Race - 1
Lap Analysis



52

1 Marco Cioci

Ferrari 488 GT3 **66**

1 Giulio Borlenghi

Lamborghini Huracan GT3

PRO

2 Daniel Serra

Luzich Racing AM

2 Andrzej Lewandowski

Vincenzo Sospiri Racing

Lap	D	Time	Sector 1	Sector 2	Sector 3	T. Spd	Elapsed	Lap	D	Time	Sector 1	Sector 2	Sector 3	T. Spd	Elapsed
1	1	1:49.243	40.349	39.400	29.494	206.5	1:49.243	1	1	1:59.833	45.326	42.711	31.796	213.0	1:59.833
2	1	1:45.968	37.470	39.062	29.436	226.8	3:35.211	2	1	1:48.869	38.382	40.449	30.038	228.3	3:48.702
3	1	1:46.684	37.537	39.386	29.761	227.3	5:21.895	3	1	1:47.462	37.762	39.570	30.130	229.7	5:36.164
4	1	1:46.547	37.929	39.126	29.492	227.3	7:08.442	4	1	1:47.371	38.208	39.600	29.563	229.7	7:23.535
5	1	1:45.866	37.472	38.798	29.596	227.8	8:54.308	5	1	1:46.067	37.409	39.216	29.442	228.8	9:09.602
6	1	1:45.429	37.325	38.667	29.437	228.3	10:39.737	6	1	1:46.285	37.461	39.454	29.370	229.7	10:55.887
7	1	1:46.656	38.125	38.934	29.597	226.8	12:26.393	7	1	1:46.749	37.457	39.702	29.590	230.2	12:42.636
8	1	1:45.918	37.413	39.018	29.487	227.8	14:12.311	8	1	1:46.227	37.245	39.332	29.650	229.7	14:28.863
9	1	1:45.926	37.516	38.815	29.595	228.3	15:58.237	9	1	1:46.905	37.527	39.627	29.751	230.2	16:15.768
10	1	1:46.351	37.870	39.111	29.370	227.8	17:44.588	10	1	1:46.498	37.538	39.427	29.533	230.2	18:02.266
11	1	1:46.142	37.334	39.385	29.423	228.8	19:30.730	11	1	1:47.417	37.500	40.276	29.641	230.2	19:49.683
12	1	1:46.165	37.469	39.295	29.401	228.8	21:16.895	12	1	1:46.740	37.596	39.516	29.628	230.2	21:36.423
13	1	1:46.197	37.540	39.148	29.509	227.3	23:03.092	13	1	1:47.456	37.642	39.695	30.119	229.7	23:23.879
14	1	1:45.840	37.377	38.905	29.558	227.8	24:48.932	14	1	1:47.626	37.675	39.853	30.098	231.2	25:11.505
15	1	1:46.037	37.533	38.964	29.540	227.3	26:34.969	15	1	1:47.052	37.656	39.654	29.742	230.7	26:58.557
16	1	1:46.147	37.599	39.070	29.478	226.4	28:21.116	16	1	1:47.360	37.695	39.867	29.798	230.2	28:45.917
17	1	1:49.504 P	37.641	38.967	32.896	226.8	30:10.620	17	1	1:46.614	37.320	39.620	29.674	228.3	30:32.531
18	2	2:54.627	1:45.972	39.460	29.195		33:05.247	18	1	1:46.792	37.552	39.703	29.537	229.7	32:19.323
19	2	1:45.481	37.571	38.621	29.289	226.8	34:50.728	19	1	1:47.393	37.945	39.713	29.735	229.2	34:06.716
20	2	1:45.400	37.622	38.597	29.181	226.8	36:36.128	20	1	1:46.498	37.371	39.332	29.795	229.7	35:53.214
21	2	1:45.402	37.414	38.651	29.337	227.3	38:21.530	21	1	1:46.472	37.398	39.382	29.692	229.2	37:39.686
22	2	1:45.595	37.962	38.450	29.183	226.8	40:07.125	22	1	1:46.361	37.471	39.266	29.624	229.2	39:26.047
23	2	1:45.029	37.388	38.468	29.173	226.4	41:52.154	23	1	1:48.861 P	37.412	39.510	31.939	229.2	41:14.908
24	2	1:46.449	37.559	39.471	29.419	227.8	43:38.603	24	2	3:09.670	2:00.007	40.235	29.428		44:24.578
25	2	1:45.253	37.374	38.632	29.247	228.3	45:23.856	25	2	1:47.376	37.460	39.346	30.570	229.7	46:11.954
26	2	1:45.359	37.439	38.649	29.271	228.3	47:09.215	26	2	1:46.388	37.425	39.458	29.505	230.2	47:58.342
27	2	1:45.896	37.394	38.956	29.546	227.8	48:55.111	27	2	1:46.730	37.513	39.721	29.496	229.7	49:45.072
28	2	1:46.863	37.579	39.086	30.198	227.8	50:41.974	28	2	1:46.100	37.525	39.345	29.230	229.2	51:31.172
29	2	1:45.664	37.666	38.626	29.372	227.3	52:27.638	29	2	1:46.907	37.392	39.552	29.963	229.2	53:18.079
30	2	1:46.161	37.653	39.121	29.387	227.3	54:13.799	30	2	1:51.957 P	37.773	39.759	34.425	228.3	55:10.036
31	2	1:46.395	37.619	39.125	29.651	227.8	56:00.194	31	2	2:04.866	55.428	39.593	29.845		57:14.902
32	2	1:46.668	37.640	39.136	29.892	227.3	57:46.862	32	2	1:47.077	37.604	39.659	29.814	229.2	59:01.979
33	2	1:46.056	37.602	38.970	29.484	227.3	59:32.918	33	2	1:47.075	37.530	39.864	29.681	229.7	1:00:49.054
34	2	1:45.568	37.528	38.740	29.300	227.8	1:01:18.486	34	2	1:47.166	37.451	40.011	29.704	229.2	1:02:36.220
35	2	1:45.726	37.477	38.884	29.365	226.8	1:03:04.212	35	2	1:46.748	37.416	39.800	29.532	229.2	1:04:22.968
36	2	1:46.843	37.784	39.416	29.643	227.8	1:04:51.055	36	2	1:48.322	38.918	39.642	29.762	229.2	1:06:11.290
37	2	1:45.613	37.430	38.920	29.263	227.8	1:06:36.668	37	2	1:47.058	37.673	39.492	29.893	229.7	1:07:58.348
38	2	1:46.578	37.452	39.389	29.737	228.3	1:08:23.246	38	2	1:48.127	37.817	40.385	29.925	229.7	1:09:46.475
39	2	1:45.465	37.492	38.788	29.185	227.8	1:10:08.711	39	2	2:06.119	37.693	41.153	47.273	229.7	1:11:52.594

63

1 Giovanni Venturini

Lamborghini Huracan GT3

PRO

2 Jeroen Mul

Imperiale Racing

Lap	D	Time	Sector 1	Sector 2	Sector 3	T. Spd	Elapsed
1	2	1:53.671	43.430	40.431	29.810	214.2	1:53.671
2	2	2:51.116 P	1:12.667	53.609	44.840	230.2	4:44.787





Hungaroring
International GT Open
Race - 1
Lap Analysis



71

1 Alexander West

Ferrari 488 GT3

74

1 Alexander Hrachowina

Mercedes AMG GT3

PROAM

2 Michele Rugolo

Luzich Racing

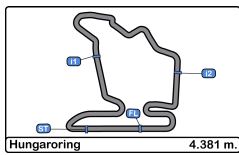
AM

2 Martin Konrad

HTP Motorsport / MS Racing

Lap	D	Time	Sector 1	Sector 2	Sector 3	T. Spd	Elapsed	Lap	D	Time	Sector 1	Sector 2	Sector 3	T. Spd	Elapsed
1	1	2:00.906	46.409	43.233	31.264	206.5	2:00.906	1	2	1:55.370	44.001	41.356	30.013	212.1	1:55.370
2	1	1:49.475	38.557	40.606	30.312	228.3	3:50.381	2	2	1:46.517	37.674	39.076	29.767	228.8	3:41.887
3	1	1:47.742	37.995	39.752	29.995	229.2	5:38.123	3	2	1:46.272	37.546	39.099	29.627	229.2	5:28.159
4	1	1:49.142	38.140	40.171	30.831	228.8	7:27.265	4	2	1:46.341	37.607	39.158	29.576	229.2	7:14.500
5	1	1:47.459	37.967	39.343	30.149	228.3	9:14.724	5	2	1:47.423	38.183	39.619	29.621	228.8	9:01.923
6	1	1:47.651	37.999	39.766	29.886	228.8	11:02.375	6	2	1:46.105	37.619	38.944	29.542	229.7	10:48.028
7	1	1:47.824	37.821	39.998	30.005	228.8	12:50.199	7	2	1:46.573	37.947	39.096	29.530	230.2	12:34.601
8	1	1:46.650	37.704	39.134	29.812	227.8	14:36.849	8	2	1:46.079	37.608	38.834	29.637	229.7	14:20.680
9	1	1:46.508	37.732	38.964	29.812	227.8	16:23.357	9	2	1:45.738	37.384	38.797	29.557	229.7	16:06.418
10	1	1:46.733	37.743	39.310	29.680	227.8	18:10.090	10	2	1:46.255	37.671	38.999	29.585	229.7	17:52.673
11	1	1:46.852	37.792	39.540	29.520	229.2	19:56.942	11	2	1:46.140	37.637	39.047	29.456	229.7	19:38.813
12	1	1:46.343	37.703	38.994	29.646	229.2	21:43.285	12	2	1:45.943	37.477	38.928	29.538	230.2	21:24.756
13	1	1:48.053	37.787	39.304	30.962	229.7	23:31.338	13	2	1:46.404	37.735	39.129	29.540	230.2	23:11.160
14	1	1:46.953	37.918	39.371	29.664	228.3	25:18.291	14	2	1:46.599	37.553	39.270	29.776	229.2	24:57.759
15	1	1:47.799	37.886	39.297	30.616	228.8	27:06.090	15	2	1:45.965	37.595	38.968	29.402	228.8	26:43.724
16	1	1:50.817 P	37.936	39.439	33.442	228.3	28:56.907	16	2	1:45.995	37.553	39.020	29.422	229.7	28:29.719
17	2	2:52.437	1:44.890	38.489	29.058		31:49.344	17	2	1:45.854	37.488	38.859	29.507	229.2	30:15.573
18	2	1:45.232	37.572	38.452	29.208	228.3	33:34.576	18	2	1:46.543	37.563	39.432	29.548	229.7	32:02.116
19	2	1:45.101	37.496	38.421	29.184	229.2	35:19.677	19	2	1:46.223	37.542	39.020	29.661	229.2	33:48.339
20	2	1:45.032	37.309	38.552	29.171	229.7	37:04.709	20	2	1:46.404	37.634	39.112	29.658	229.7	35:34.743
21	2	1:46.054	37.464	39.182	29.408	229.7	38:50.763	21	2	1:46.137	37.459	39.048	29.630	229.2	37:20.880
22	2	1:45.536	37.359	38.642	29.535	229.2	40:36.299	22	2	1:46.858	38.214	39.111	29.533	228.8	39:07.738
23	2	1:45.602	37.409	38.621	29.572	228.8	42:21.901	23	2	1:50.975 P	37.907	39.191	33.877	229.7	40:58.713
24	2	1:45.712	37.399	38.798	29.515	229.7	44:07.613	24	1	3:05.226	1:56.188	39.387	29.651		44:03.939
25	2	1:45.754	37.414	38.816	29.524	230.2	45:53.367	25	1	1:47.853	38.756	39.646	29.451	229.2	45:51.792
26	2	1:46.157	37.446	39.050	29.661	230.2	47:39.524	26	1	1:49.907	37.909	42.424	29.574	229.7	47:41.699
27	2	1:45.896	37.493	38.792	29.611	228.8	49:25.420	27	1	1:46.450	37.778	39.266	29.406	229.7	49:28.149
28	2	1:45.578	37.372	38.677	29.529	228.8	51:10.998	28	1	1:46.311	37.645	39.425	29.241	230.2	51:14.460
29	2	1:45.723	37.594	38.604	29.525	227.8	52:56.721	29	1	1:46.584	37.433	39.594	29.557	229.2	53:01.044
30	2	1:46.692	38.403	38.716	29.573	228.8	54:43.413	30	1	1:46.059	37.312	39.450	29.297	229.7	54:47.103
31	2	1:45.578	37.490	38.442	29.646	228.8	56:28.991	31	1	1:46.730	37.734	39.794	29.202	229.2	56:33.833
32	2	1:45.418	37.459	38.488	29.471	229.7	58:14.409	32	1	1:46.593	37.546	39.580	29.467	230.2	58:20.426
33	2	1:45.551	37.424	38.630	29.497	229.2	59:59.960	33	1	1:46.136	37.341	39.436	29.359	229.7	1:00:06.562
34	2	1:55.207	37.587	40.104	37.516	229.2	1:01:55.167	34	1	1:46.166	37.464	39.197	29.505	228.3	1:01:52.728
35	2	1:46.087	37.736	38.643	29.708	228.3	1:03:41.254	35	1	1:46.356	37.785	39.420	29.151	227.3	1:03:39.084
36	2	1:45.536	37.523	38.413	29.600	228.8	1:05:26.790	36	1	1:46.354	37.473	39.168	29.713	229.7	1:05:25.438
37	2	1:46.189	37.362	39.056	29.771	229.2	1:07:12.979	37	1	1:48.674	37.743	40.923	30.008	229.7	1:07:14.112
38	2	1:45.127	37.421	38.369	29.337	228.8	1:08:58.106	38	1	1:47.226	37.682	39.847	29.697	230.2	1:09:01.338
39	2	1:45.193	37.517	38.251	29.425	228.8	1:10:43.299	39	1	1:47.832	37.818	40.306	29.708	229.2	1:10:49.170





Hungaroring
International GT Open
Race - 1
Lap Analysis



77

1 Marcin Jedlinski

Audi R8 LMS

90

1 Alberto Di Folco

Lamborghini Huracan GT3

PROAM

2 Mateusz Lisowski

Olimp Racing

PROAM

2 Stefano Costantini

Target Racing

Lap	D	Time	Sector 1	Sector 2	Sector 3	T. Spd	Elapsed	Lap	D	Time	Sector 1	Sector 2	Sector 3	T. Spd	Elapsed
1	2	1:54.125	43.461	40.793	29.871	212.1	1:54.125	1	1	1:50.727	41.282	39.725	29.720	205.3	1:50.727
2	2	1:46.359	37.970	38.881	29.508	230.2	3:40.484	2	1	1:45.936	37.483	39.032	29.421	228.3	3:36.663
3	2	1:46.217	37.556	39.225	29.436	230.2	5:26.701	3	1	1:46.258	37.447	38.891	29.920	229.7	5:22.921
4	2	1:46.064	37.414	39.010	29.640	230.2	7:12.765	4	1	1:46.327	37.583	39.083	29.661	229.7	7:09.248
5	2	1:46.100	37.681	38.796	29.623	229.2	8:58.865	5	1	1:46.371	38.156	38.651	29.564	230.7	8:55.619
6	2	1:46.279	37.600	38.958	29.721	230.7	10:45.144	6	1	1:48.574	37.972	39.115	31.487	229.7	10:44.193
7	2	1:48.226	39.756	39.007	29.463	229.7	12:33.370	7	1	1:53.134	44.702	39.099	29.333	225.0	12:37.327
8	2	1:45.683	37.441	38.856	29.386	230.2	14:19.053	8	1	1:46.297	37.464	39.238	29.595	230.2	14:23.624
9	2	1:46.055	37.445	38.872	29.738	230.7	16:05.108	9	1	1:46.516	37.615	39.201	29.700	229.7	16:10.140
10	2	1:46.343	37.427	39.327	29.589	230.2	17:51.451	10	1	1:47.688	37.694	39.621	30.373	229.2	17:57.828
11	2	1:45.974	37.539	39.058	29.377	231.2	19:37.425	11	1	1:47.701	37.854	40.152	29.695	228.8	19:45.529
12	2	1:45.551	37.548	38.676	29.327	231.2	21:22.976	12	1	1:48.383	38.069	40.300	30.014	229.7	21:33.912
13	2	1:45.862	37.393	38.949	29.520	231.7	23:08.838	13	1	1:47.690	38.017	40.312	29.361	228.3	23:21.602
14	2	1:45.843	37.458	38.945	29.440	231.2	24:54.681	14	1	1:46.080	37.496	38.834	29.750	229.2	25:07.682
15	2	1:46.435	37.735	39.136	29.564	231.7	26:41.116	15	1	1:46.303	37.637	39.086	29.580	228.3	26:53.985
16	2	1:46.275	37.651	38.995	29.629	230.7	28:27.391	16	1	1:45.947	37.391	38.876	29.680	229.2	28:39.932
17	2	1:46.120	37.424	39.056	29.640	230.2	30:13.511	17	1	1:45.546	37.467	38.775	29.304	228.8	30:25.478
18	2	1:46.498	37.568	39.355	29.575	231.2	32:00.009	18	1	1:50.804 P	37.698	39.223	33.883	229.7	32:16.282
19	2	1:47.146	37.945	39.371	29.830	229.7	33:47.155	19	2	2:55.202	1:46.640	39.265	29.297		35:11.484
20	2	1:49.592 P	37.671	39.252	32.669	230.7	35:36.747	20	2	1:45.754	37.434	38.940	29.380	227.8	36:57.238
21	1	3:09.062	2:00.782	38.821	29.459		38:45.809	21	2	1:45.796	37.583	38.818	29.395	227.8	38:43.034
22	1	1:46.224	37.537	38.948	29.739	230.7	40:32.033	22	2	1:46.135	37.479	39.292	29.364	228.8	40:29.169
23	1	1:46.115	37.342	39.159	29.614	228.3	42:18.148	23	2	1:45.186	37.345	38.628	29.213	228.3	42:14.355
24	1	1:46.247	37.719	39.040	29.488	228.8	44:04.395	24	2	1:57.389	37.603	38.670	41.116	229.2	44:11.744
25	1	1:45.717	37.591	38.874	29.252	230.2	45:50.112	25	2	1:57.330 P	37.197	42.749	37.384	228.8	46:09.074
26	1	1:45.699	37.373	39.015	29.311	231.2	47:35.811								
27	1	1:45.848	37.353	38.895	29.600	229.2	49:21.659								
28	1	1:45.427	37.449	38.752	29.226	228.3	51:07.086								
29	1	1:46.851	37.322	40.083	29.446	228.8	52:53.937								
30	1	1:46.089	37.494	39.104	29.491	229.2	54:40.026								
31	1	1:46.229	37.273	39.360	29.596	228.8	56:26.255								
32	1	1:46.373	37.337	39.487	29.549	228.8	58:12.628								
33	1	1:45.681	37.071	39.222	29.388	229.7	59:58.309								
34	1	1:49.051	37.472	41.663	29.916	228.8	1:01:47.360								
35	1	1:46.687	37.202	39.573	29.912	230.2	1:03:34.047								
36	1	1:46.181	37.391	39.297	29.493	230.2	1:05:20.228								
37	1	1:46.752	37.542	39.479	29.731	230.2	1:07:06.980								
38	1	1:46.276	37.576	39.210	29.490	230.2	1:08:53.256								
39	1	1:47.001	37.603	39.497	29.901	229.2	1:10:40.257								





Hungaroring
International GT Open
Race - 1
Lap Analysis



96

1 Bradley Ellis

Audi R8 LMS

99

1 António Coimbra

Mercedes AMG GT3

PROAM

2 Oliver Wilkinson

Optimum Motorsport

AM

2 Luis Silva

Sports and You

Lap	D	Time	Sector 1	Sector 2	Sector 3	T. Spd	Elapsed	Lap	D	Time	Sector 1	Sector 2	Sector 3	T. Spd	Elapsed
1	2	1:59.190	45.630	42.652	30.908	217.7	1:59.190	1	1	2:00.022	45.859	42.799	31.364	206.8	2:00.022
2	2	1:47.639	37.625	40.442	29.572	232.2	3:46.829	2	1	1:48.995	38.464	40.563	29.968	228.8	3:49.017
3	2	1:48.179	37.948	40.549	29.682	233.7	5:35.008	3	1	1:47.638	37.807	40.006	29.825	231.7	5:36.655
4	2	1:46.510	37.433	39.423	29.654	232.2	7:21.518	4	1	1:48.134	38.709	39.862	29.563	232.2	7:24.789
5	2	1:47.285	37.637	39.630	30.018	231.2	9:08.803	5	1	1:46.977	37.670	39.642	29.665	230.2	9:11.766
6	2	1:46.589	37.823	39.202	29.564	231.2	10:55.392	6	1	1:47.226	37.812	39.603	29.811	230.2	10:58.992
7	2	1:46.594	37.420	39.649	29.525	231.7	12:41.986	7	1	1:47.150	37.721	39.768	29.661	229.2	12:46.142
8	2	1:45.825	37.278	39.083	29.464	232.2	14:27.811	8	1	1:47.291	37.848	39.806	29.637	229.7	14:33.433
9	2	1:46.433	37.418	39.416	29.599	232.7	16:14.244	9	1	1:47.098	37.828	39.589	29.681	230.2	16:20.531
10	2	1:46.713	37.413	39.456	29.844	232.2	18:00.957	10	1	1:46.860	37.857	39.248	29.755	229.7	18:07.391
11	2	1:47.676	38.331	39.494	29.851	232.7	19:48.633	11	1	1:47.838	38.239	39.989	29.610	230.2	19:55.229
12	2	1:46.557	37.428	39.436	29.693	232.7	21:35.190	12	1	1:47.057	37.688	39.455	29.914	230.7	21:42.286
13	2	1:47.756	37.789	40.018	29.949	231.7	23:22.946	13	1	1:46.636	37.546	39.275	29.815	231.2	23:28.922
14	2	1:47.508	37.897	39.864	29.747	233.7	25:10.454	14	1	1:46.998	37.818	39.487	29.693	230.7	25:15.920
15	2	1:47.678	37.502	40.334	29.842	233.2	26:58.132	15	1	1:47.330	37.752	39.754	29.824	230.2	27:03.250
16	2	1:51.235 P	37.520	40.057	33.658	233.2	28:49.367	16	1	1:47.540	37.782	39.657	30.101	230.7	28:50.790
17	1	2:59.197	1:51.322	38.800	29.075		31:48.564	17	1	1:47.281	37.856	39.654	29.771	228.8	30:38.071
18	1	1:45.297	37.119	38.969	29.209	231.2	33:33.861	18	1	1:47.074	37.735	39.636	29.703	230.2	32:25.145
19	1	1:45.189	37.281	38.713	29.195	230.7	35:19.050	19	1	1:48.301	38.013	40.370	29.918	229.7	34:13.446
20	1	1:45.172	37.117	38.780	29.275	231.2	37:04.222	20	1	1:47.669	37.773	39.916	29.980	229.7	36:01.115
21	1	1:46.000	37.461	39.268	29.271	230.7	38:50.222	21	1	1:46.956	37.762	39.410	29.784	229.7	37:48.071
22	1	1:45.342	37.043	39.013	29.286	232.2	40:35.564	22	1	1:48.152	37.887	40.031	30.234	228.8	39:36.223
23	1	1:45.864	37.324	39.114	29.426	231.2	42:21.428	23	1	1:52.470 P	37.785	39.689	34.996	229.2	41:28.693
24	1	1:45.490	37.125	39.113	29.252	231.2	44:06.918	24	2	3:11.203	2:00.184	40.611	30.408		44:39.896
25	1	1:45.503	37.218	39.009	29.276	233.2	45:52.421	25	2	1:48.426	38.141	40.322	29.963	227.8	46:28.322
26	1	1:46.320	37.614	39.432	29.274	233.2	47:38.741	26	2	1:47.483	37.649	39.938	29.896	228.3	48:15.805
27	1	1:45.336	37.124	38.964	29.248	231.7	49:24.077	27	2	1:47.975	37.651	40.425	29.899	229.2	50:03.780
28	1	1:45.449	37.177	38.975	29.297	232.7	51:09.526	28	2	1:48.008	37.672	39.546	30.790	229.7	51:51.788
29	1	1:45.488	37.267	38.931	29.290	231.2	52:55.014	29	2	1:47.847	38.025	39.900	29.922	227.3	53:39.635
30	1	1:45.782	37.206	39.214	29.362	232.7	54:40.796	30	2	1:47.987	37.857	40.123	30.007	228.8	55:27.622
31	1	1:45.909	37.219	39.088	29.602	231.7	56:26.705	31	2	1:48.337	38.316	40.132	29.889	228.8	57:15.959
32	1	1:46.466	37.456	39.223	29.787	233.2	58:13.171	32	2	1:48.687	37.851	40.148	30.688	229.2	59:04.646
33	1	1:45.668	37.201	39.017	29.450	232.7	59:58.839	33	2	1:48.867	38.723	40.326	29.818	228.8	1:00:53.513
34	1	1:46.271	37.354	39.471	29.446	233.7	1:01:45.110	34	2	1:48.053	37.828	40.021	30.204	229.7	1:02:41.566
35	1	1:45.522	37.059	38.976	29.487	231.7	1:03:30.632	35	2	1:48.513	38.035	40.128	30.350	229.2	1:04:30.079
36	1	1:46.151	37.074	39.755	29.322	232.7	1:05:16.783	36	2	1:49.259	38.100	40.916	30.243	229.2	1:06:19.338
37	1	1:45.431	37.225	38.915	29.291	232.2	1:07:02.214	37	2	1:49.156	37.932	40.796	30.428	229.7	1:08:08.494
38	1	1:45.665	37.123	39.139	29.403	233.7	1:08:47.879	38	2	1:49.014	38.214	40.568	30.232	227.8	1:09:57.508
39	1	1:45.913	37.209	39.170	29.534	233.7	1:10:33.792	39	2	1:50.792	38.073	41.517	31.202	228.8	1:11:48.300





Hungaroring
International GT Open
Race - 1
Lap Analysis



333

1 Rinat Salikhov Ferrari 488 GT3

PROAM 2 David Perel Rinaldi Racing

Lap	D	Time	Sector 1	Sector 2	Sector 3	T. Spd	Elapsed
1	1	1:57.220	44.797	42.519	29.904	214.7	1:57.220
2	1	1:47.726	38.093	40.175	29.458	228.8	3:44.946
3	1	1:46.349	37.708	39.313	29.328	230.2	5:31.295
4	1	1:46.073	37.603	39.092	29.378	229.7	7:17.368
5	1	1:45.973	37.391	39.348	29.234	229.7	9:03.341
6	1	1:46.543	37.848	39.313	29.382	231.2	10:49.884
7	1	1:46.602	37.514	39.625	29.463	230.7	12:36.486
8	1	1:46.655	37.366	39.826	29.463	229.2	14:23.141
9	1	1:46.535	37.547	39.360	29.628	229.2	16:09.676
10	1	1:47.935	37.623	39.845	30.467	229.2	17:57.611
11	1	1:47.641	37.615	40.307	29.719	228.3	19:45.252
12	1	1:48.432	37.874	40.484	30.074	229.7	21:33.684
13	1	1:48.814	37.790	41.206	29.818	229.7	23:22.498
14	1	1:47.059	37.797	39.531	29.731	229.7	25:09.557
15	1	1:47.207	37.645	39.727	29.835	229.2	26:56.764
16	1	1:51.568 P	37.590	40.557	33.421	230.2	28:48.332
17	2	2:52.240	1:44.467	38.702	29.071		31:40.572
18	2	1:45.009	37.308	38.552	29.149	229.7	33:25.581
19	2	1:47.070	37.593	39.918	29.559	228.8	35:12.651
20	2	1:45.762	37.535	38.858	29.369	229.2	36:58.413
21	2	1:47.081	37.562	38.970	30.549	229.7	38:45.494
22	2	1:45.389	37.369	38.628	29.392	229.2	40:30.883
23	2	1:45.128	37.273	38.635	29.220	229.2	42:16.011
24	2	1:45.513	37.498	38.692	29.323	228.8	44:01.524
25	2	1:45.613	37.416	38.758	29.439	229.2	45:47.137
26	2	1:45.264	37.236	38.731	29.297	229.2	47:32.401
27	2	1:45.643	37.433	38.766	29.444	229.2	49:18.044
28	2	1:45.576	37.287	38.816	29.473	229.7	51:03.620
29	2	1:45.672	37.369	38.856	29.447	228.8	52:49.292
30	2	1:46.202	37.475	39.134	29.593	229.2	54:35.494
31	2	1:46.086	37.409	39.061	29.616	227.8	56:21.580
32	2	1:45.771	37.417	38.910	29.444	229.2	58:07.351
33	2	1:45.943	37.564	38.837	29.542	229.2	59:53.294
34	2	1:47.451	37.427	40.256	29.768	230.2	1:01:40.745
35	2	1:46.258	37.578	38.747	29.933	229.2	1:03:27.003
36	2	1:46.349	37.503	39.312	29.534	229.2	1:05:13.352
37	2	1:46.724	37.348	39.100	30.276	230.2	1:07:00.076
38	2	1:46.555	37.552	39.168	29.835	228.8	1:08:46.631
39	2	1:46.616	37.413	39.227	29.976	228.8	1:10:33.247





Hungaroring
International GT Open
Race - 1
Analysis by Lap



Num	Lap Time	Gap
Lap 1		
52	1:49.243	
20	1:49.714	00.471
27	1:50.016	00.773
90	1:50.727	01.484
51	1:51.217	01.974
6	1:51.448	02.205
33	1:51.720	02.477
11	1:52.514	03.271
25	1:52.909	03.666
47	1:53.199	03.956
63	1:53.671	04.428
77	1:54.125	04.882
12	1:54.374	05.131
74	1:55.370	06.127
19	1:55.830	06.587
3	1:56.095	06.852
28	1:56.556	07.313
333	1:57.220	07.977
16	1:57.946	08.703
96	1:59.190	09.947
66	1:59.833	10.590
99	2:00.022	10.779
9	2:00.279	11.036
71	2:00.906	11.663
41	2:01.562	12.319
7	2:02.160	12.917
5	2:05.459	16.216
Num	Lap Time	Gap
Lap 2		
52	1:45.968	
20	1:45.948	00.451
27	1:46.029	00.834
90	1:45.936	01.452
51	1:45.875	01.881
33	1:45.626	02.135
6	1:47.145	03.382
11	1:46.563	03.866
25	1:46.929	04.627
47	1:46.872	04.860

77	1:46.359	05.273
74	1:46.517	06.676
28	1:47.694	09.039
333	1:47.726	09.735
16	1:47.973	10.708
3	1:50.021	10.905
96	1:47.639	11.618
66	1:48.869	13.491
99	1:48.995	13.806
9	1:49.368	14.436
71	1:49.475	15.170
41	1:49.547	15.898
12	1:57.779	16.942
19	2:02.114	22.733
5	1:57.654	27.902
7	2:01.857	28.806
63	2:51.116	1:09.576
Num	Lap Time	Gap
Lap 3		
52	1:46.684	
20	1:46.444	00.211
27	1:46.493	00.643
90	1:46.258	01.026
51	1:46.147	01.344
33	1:46.216	01.667
6	1:45.974	02.672
11	1:45.983	03.165
25	1:46.079	04.022
47	1:46.102	04.278
77	1:46.217	04.806
74	1:46.272	06.264
28	1:45.152	07.507
333	1:46.349	09.400
3	1:46.602	10.823
96	1:48.179	13.113
16	1:50.055	14.079
66	1:47.462	14.269
99	1:47.638	14.760
9	1:47.933	15.685
71	1:47.742	16.228
41	1:48.727	17.941

19	1:47.950	23.999
5	1:57.869	39.087
Num	Lap Time	Gap
Lap 4		
20	1:45.074	
52	1:46.547	01.262
27	1:46.263	01.621
90	1:46.327	02.068
51	1:46.258	02.317
33	1:46.345	02.727
6	1:45.876	03.263
11	1:46.115	03.995
25	1:45.884	04.621
47	1:46.326	05.319
77	1:46.064	05.585
74	1:46.341	07.320
28	1:45.433	07.655
333	1:46.073	10.188
3	1:45.746	11.284
96	1:46.510	14.338
66	1:47.371	16.355
16	1:48.374	17.168
99	1:48.134	17.609
9	1:49.139	19.539
71	1:49.142	20.085
41	1:48.998	21.654
19	1:47.771	26.485
5	1:57.787	51.589
Num	Lap Time	Gap
Lap 5		
20	1:45.005	
52	1:45.866	02.123
27	1:45.845	02.461
90	1:46.371	03.434
33	1:45.967	03.689
51	1:46.873	04.185
6	1:46.710	04.968
11	1:46.480	05.470
25	1:46.281	05.897
47	1:46.090	06.404
77	1:46.100	06.680

28	1:45.733	08.383
74	1:47.423	09.738
333	1:45.973	11.156
3	1:45.546	11.825
96	1:47.285	16.618
66	1:46.067	17.417
16	1:46.643	18.806
99	1:46.977	19.581
9	1:47.477	22.011
71	1:47.459	22.539
41	1:47.731	24.380
19	1:47.423	28.903
5	1:57.832	1:04.416
Num	Lap Time	Gap
Lap 6		
20	1:44.885	
52	1:45.429	02.667
27	1:45.379	02.955
33	1:46.561	05.365
51	1:47.518	06.818
90	1:48.574	07.123
11	1:46.852	07.437
6	1:47.413	07.496
25	1:46.653	07.665
47	1:46.280	07.799
77	1:46.279	08.074
28	1:45.366	08.864
74	1:46.105	10.958
333	1:46.543	12.814
3	1:46.672	13.612
96	1:46.589	18.322
66	1:46.285	18.817
16	1:47.407	21.328
99	1:47.226	21.922
9	1:47.754	24.880
71	1:47.651	25.305
41	1:48.465	27.960
19	1:46.898	30.916
5	1:58.772	1:18.303
Num	Lap Time	Gap
Lap 7		

20	1:45.747	
27	1:45.258	02.466
52	1:46.656	03.576
33	1:44.832	04.450
51	1:45.188	06.259
11	1:46.879	08.569
47	1:47.014	09.066
28	1:46.438	09.555
25	1:48.233	10.151
77	1:48.226	10.553
74	1:46.573	11.784
333	1:46.602	13.669
90	1:53.134	14.510
3	1:47.839	15.704
96	1:46.594	19.169
66	1:46.749	19.819
16	1:46.934	22.515
99	1:47.150	23.325
71	1:47.824	27.382
9	1:49.134	28.267
41	1:48.117	30.330
19	1:47.130	32.299
6	2:28.551	50.300
5	1:58.264	1:30.820
Num	Lap Time	Gap
Lap 8		
20	1:45.052	
27	1:45.041	02.455
52	1:45.918	04.442
33	1:45.275	04.673
51	1:45.659	06.866
11	1:45.574	09.091
47	1:45.795	09.809
28	1:45.779	10.282
25	1:45.817	10.916
77	1:45.683	11.184
74	1:46.079	12.811
333	1:46.655	15.272
90	1:46.297	15.755
3	1:45.732	16.384
96	1:45.825	19.942





Hungaroring
International GT Open
Race - 1
Analysis by Lap



66	1:46.227	20.994
16	1:47.011	24.474
99	1:47.291	25.564
71	1:46.650	28.980
9	1:47.944	31.159
41	1:48.290	33.568
19	1:46.917	34.164
5	1:57.591	1:43.359

Num Lap Time Gap

Lap 9

20	1:44.867	
27	1:44.913	02.501
52	1:45.926	05.501
33	1:45.831	05.637
51	1:45.780	07.779
11	1:45.356	09.580
47	1:45.677	10.619
28	1:45.807	11.222
25	1:45.911	11.960
77	1:46.055	12.372
74	1:45.738	13.682
333	1:46.535	16.940
90	1:46.516	17.404
3	1:46.288	17.805
96	1:46.433	21.508
66	1:46.905	23.032
16	1:46.793	26.400
99	1:47.098	27.795
71	1:46.508	30.621
9	1:47.556	33.848
19	1:47.399	36.696
41	1:49.053	37.754

Num Lap Time Gap

Lap 10

20	1:45.295	
27	1:45.626	02.832
33	1:45.123	05.465
52	1:46.351	06.557
51	1:46.505	08.989
11	1:46.111	10.396
47	1:46.142	11.466
16	1:47.801	31.561
99	1:47.838	32.271
71	1:46.852	33.984
9	1:47.744	38.908
5	2:06.153	1 Lap
19	1:47.968	41.662
41	1:47.841	45.045

28	1:45.941	11.868
25	1:46.454	13.119
77	1:46.343	13.420
74	1:46.255	14.642
333	1:47.935	19.580
90	1:47.688	19.797
3	1:47.420	19.930
5	2:06.761	1 Lap
96	1:46.713	22.926
66	1:46.498	24.235
16	1:47.582	28.687
99	1:46.860	29.360
71	1:46.733	32.059
9	1:47.538	36.091
19	1:47.220	38.621
41	1:49.672	42.131

Num Lap Time Gap

Lap 11

20	1:44.927	
27	1:44.745	02.650
33	1:44.967	05.505
52	1:46.142	07.772
51	1:45.523	09.585
11	1:45.740	11.209
47	1:45.831	12.370
28	1:45.844	12.785
25	1:45.929	14.121
77	1:45.974	14.467
74	1:46.140	15.855
333	1:47.641	22.294
90	1:47.701	22.571
96	1:47.676	25.675
3	1:51.174	26.177
66	1:47.417	26.725

Num Lap Time Gap

Lap 13

20	1:45.030	
27	1:44.785	02.391
33	1:45.073	05.775
52	1:46.197	10.392
51	1:45.962	11.849
11	1:45.993	13.163
47	1:45.807	14.330
28	1:45.773	14.735
25	1:45.848	15.726
77	1:45.862	16.138
74	1:46.404	18.460
90	1:47.690	28.902
333	1:48.814	29.798
96	1:47.756	30.246

Num Lap Time Gap

Lap 12

20	1:44.712	
27	1:44.698	02.636
33	1:44.939	05.732
52	1:46.165	09.225
51	1:46.044	10.917
11	1:45.703	12.200
47	1:45.895	13.553
28	1:45.919	13.992
25	1:45.499	14.908
77	1:45.551	15.306
74	1:45.943	17.086
333	1:48.432	26.014
90	1:48.383	26.242
96	1:46.557	27.520
3	1:46.681	28.146
66	1:46.740	28.753
16	1:46.664	33.513
99	1:47.057	34.616
71	1:46.343	35.615
9	1:47.985	42.181
19	1:48.756	45.706
41	1:48.359	48.692
5	2:02.193	1 Lap

Num Lap Time Gap

Lap 13

20	1:45.030	
27	1:44.785	02.391
33	1:45.073	05.775
52	1:46.197	10.392
51	1:45.962	11.849
11	1:45.993	13.163
47	1:45.807	14.330
28	1:45.773	14.735
25	1:45.848	15.726
77	1:45.862	16.138
74	1:46.404	18.460
90	1:47.690	28.902
333	1:48.814	29.798
96	1:47.756	30.246

Num Lap Time Gap

Lap 14

3	1:47.641	30.757
66	1:47.456	31.179
16	1:46.491	34.974
99	1:46.636	36.222
71	1:48.053	38.638
9	1:47.844	44.995
19	1:47.929	48.605
41	1:48.242	51.904
5	1:59.610	1 Lap
20	1:45.184	
27	1:45.063	02.270
33	1:45.368	05.959
52	1:45.840	11.048
51	1:45.824	12.489
11	1:45.708	13.687
47	1:46.127	15.273
28	1:46.021	15.572
25	1:45.880	16.422
77	1:45.843	16.797
74	1:46.599	19.875
90	1:46.080	29.798
333	1:47.059	31.673
96	1:47.508	32.570
3	1:47.520	33.093
66	1:47.626	33.621
16	1:46.699	36.489
99	1:46.998	38.036
71	1:46.953	40.407
9	1:47.251	47.062
19	1:48.034	51.455
41	1:48.143	54.863
5	1:58.570	1 Lap

Num Lap Time Gap

Lap 15

20	1:45.551	
27	1:45.272	01.991
33	1:45.198	05.606
52	1:46.037	11.534
51	1:45.680	12.618
11	1:45.914	14.854
28	1:45.296	16.112
51	1:49.230	16.654
25	1:46.263	18.253
77	1:46.275	18.762
47	1:49.391	21.017
74	1:45.995	21.090
90	1:45.947	31.303
66	1:47.360	37.288
3	1:47.408	37.790
333	1:51.568	39.703
96	1:51.235	40.738
99	1:47.540	42.161
16	1:51.123	43.937
71	1:50.817	48.278
9	1:51.909	56.173
41	1:48.393	1:00.323

Num Lap Time Gap

Lap 16

20	1:45.194	
27	1:45.019	01.816
33	1:45.207	05.619
52	1:46.147	12.487
11	1:45.914	14.854
28	1:45.296	16.112
51	1:49.230	16.654
25	1:46.263	18.253
77	1:46.275	18.762
47	1:49.391	21.017
74	1:45.995	21.090
90	1:45.947	31.303
66	1:47.360	37.288
3	1:47.408	37.790
333	1:51.568	39.703
96	1:51.235	40.738
99	1:47.540	42.161
16	1:51.123	43.937
71	1:50.817	48.278
9	1:51.909	56.173
41	1:48.393	1:00.323





Hungaroring
International GT Open
Race - 1
Analysis by Lap



47	1:45.371	26.080
333	1:45.613	27.240
5	2:03.102	3 Laps
77	1:45.717	30.215
74	1:47.853	31.895
96	1:45.503	32.524
71	1:45.754	33.470
16	1:45.766	33.925
90	1:57.330	49.177
66	1:47.376	52.057
9	1:47.029	52.488
99	1:48.426	1:08.425
41	1:45.645	1:21.361

Num Lap Time Gap

Lap 26

33	1:46.699	
20	1:46.591	00.487
52	1:45.359	02.619
27	1:45.158	05.250
25	1:45.648	12.994
51	1:45.536	14.528
11	1:45.220	20.103
28	1:45.718	24.294
47	1:45.417	24.798
333	1:45.264	25.805
77	1:45.699	29.215
96	1:46.320	32.145
71	1:46.157	32.928
16	1:46.109	33.335
74	1:49.907	35.103
5	2:02.464	3 Laps
66	1:46.388	51.746
9	1:47.041	52.830
99	1:47.483	1:09.209
41	1:45.541	1:20.203

Num Lap Time Gap

Lap 27

33	1:47.140	
20	1:47.358	00.705
52	1:45.896	01.375
27	1:45.406	03.516

Num Lap Time Gap

Lap 28

20	1:46.945	
52	1:46.863	00.588
33	1:48.998	01.348
27	1:45.914	01.780
25	1:45.363	09.219
51	1:45.552	11.154
11	1:45.258	15.693
28	1:45.572	21.134
47	1:45.544	21.520
333	1:45.576	22.234
77	1:45.427	25.700
96	1:45.449	28.140
71	1:45.578	29.612
16	1:45.667	30.069
74	1:46.311	33.074
66	1:46.100	49.786
9	1:46.723	52.877
99	1:48.008	1:10.402
5	2:00.908	3 Laps
41	1:46.391	1:17.647

Num Lap Time Gap

Lap 29

20	1:45.791	
----	----------	--

25	1:45.652	11.506
51	1:45.864	13.252
11	1:45.122	18.085
28	1:46.058	23.212
47	1:45.968	23.626
333	1:45.643	24.308
77	1:45.848	27.923
96	1:45.336	30.341
71	1:45.896	31.684
16	1:45.857	32.052
74	1:46.450	34.413
66	1:46.730	51.336
9	1:48.114	53.804
5	2:00.997	3 Laps
99	1:47.975	1:10.044
41	1:45.843	1:18.906

Num Lap Time Gap

Lap 30

9	1:56.136	1:03.222
99	1:47.847	1:12.458
41	1:46.564	1:18.420
5	1:59.623	3 Laps
20	1:46.945	
52	1:46.863	00.588
33	1:48.998	01.348
27	1:45.914	01.780
25	1:45.363	09.219
51	1:45.552	11.154
11	1:45.258	15.693
28	1:45.572	21.134
47	1:45.544	21.520
333	1:45.576	22.234
77	1:45.427	25.700
96	1:45.449	28.140
71	1:45.578	29.612
16	1:45.667	30.069
74	1:46.311	33.074
66	1:46.100	49.786
9	1:46.723	52.877
99	1:48.008	1:10.402
5	2:00.908	3 Laps
41	1:46.391	1:17.647

Num Lap Time Gap

Lap 31

20	1:46.367	
52	1:46.395	00.385
27	1:47.427	06.128
33	1:49.043	07.263
25	1:45.797	07.566
51	1:45.494	09.672
11	1:45.162	12.791
28	1:46.040	20.887
47	1:46.097	21.386
333	1:46.086	21.771
77	1:46.229	26.446
96	1:45.909	26.896
16	1:45.401	27.760
71	1:45.578	29.182
74	1:46.730	34.024
9	1:46.633	1:03.635
66	2:04.866	1:15.093
99	1:48.337	1:16.150
41	1:46.316	1:18.029

Num Lap Time Gap

Lap 32

20	1:46.887	
5	1:55.891	4 Laps
52	1:46.668	00.166
27	1:45.838	05.079
25	1:47.335	08.014
51	1:46.309	09.094
33	1:49.303	09.679
11	1:45.215	11.119
28	1:45.748	19.748
47	1:45.778	20.277
333	1:45.771	20.655
77	1:46.373	25.932
96	1:46.466	26.475
16	1:45.943	26.816
71	1:45.418	27.713
74	1:46.593	33.730
9	1:46.575	1:03.323
66	1:47.077	1:15.283

Num Lap Time Gap

Lap 33

52	1:46.056	
20	1:47.219	00.997
27	1:46.081	04.938
25	1:46.194	07.986
51	1:45.827	08.699
33	1:48.135	11.592
11	1:46.878	11.775
5	2:01.125	4 Laps
28	1:46.028	19.554
47	1:45.875	19.930
333	1:45.943	20.376
77	1:45.681	25.391
96	1:45.668	25.921
16	1:45.751	26.345
71	1:45.551	27.042
74	1:46.136	33.644
9	1:46.461	1:03.562
66	1:47.075	1:16.136
41	1:46.258	1:18.190
99	1:48.867	1:20.595

52	1:45.664	00.461
33	1:47.859	03.416
27	1:47.813	03.802
25	1:45.529	08.957
51	1:45.997	11.360
11	1:45.202	15.104
28	1:46.045	21.388
47	1:45.945	21.674
333	1:45.672	22.115
77	1:46.851	26.760
96	1:45.488	27.837
71	1:45.723	29.544
16	1:45.583	29.861
74	1:46.584	33.867
66	1:46.907	50.902
9	1:56.136	1:03.222
99	1:47.847	1:12.458
41	1:46.564	1:18.420
5	1:59.623	3 Laps

Num Lap Time Gap

Lap 30

20	1:46.265	
52	1:46.161	00.357
33	1:47.436	04.587
27	1:47.531	05.068
25	1:45.444	08.136
51	1:45.450	10.545
11	1:45.157	13.996
28	1:46.091	21.214
47	1:46.247	21.656
333	1:46.202	22.052
77	1:46.089	26.584
96	1:45.782	27.354
16	1:45.130	28.726
71	1:46.692	29.971
74	1:46.059	33.661
66	1:51.957	56.594
9	1:46.412	1:03.369
99	1:47.987	1:14.180
41	1:45.925	1:18.080
5	1:57.794	3 Laps

Num Lap Time Gap

Lap 31

20	1:46.367	
52	1:46.395	00.385
27	1:47.427	06.128
33	1:49.043	07.263
25	1:45.797	07.566
51	1:45.494	09.672
11	1:45.162	12.791
28	1:46.040	20.887
47	1:46.097	21.386
333	1:46.086	21.771
77	1:46.229	26.446
96	1:45.909	26.896
16	1:45.401	27.760
71	1:45.578	29.182
74	1:46.730	34.024
9	1:46.633	1:03.635
66	2:04.866	1:15.093
99	1:48.337	1:16.150
41	1:46.316	1:18.029

Num Lap Time Gap

Lap 32

20	1:46.887	
5	1:55.891	4 Laps
52	1:46.668	00.166
27	1:45.838	05.079
25	1:47.335	08.014
51	1:46.309	09.094
33	1:49.303	09.679
11	1:45.215	11.119
28	1:45.748	19.748
47	1:45.778	20.277
333	1:45.771	20.655
77	1:46.373	25.932
96	1:46.466	26.475
16	1:45.943	26.816
71	1:45.418	27.713
74	1:46.593	33.730
9	1:46.575	1:03.323
66	1:47.077	1:15.283

Num Lap Time Gap

Lap 33

52	1:46.056	
20	1:47.219	00.997
27	1:46.081	04.938
25	1:46.194	07.986
51	1:45.827	08.699
25	1:46.194	07.986
51	1:45.827	08.699
33	1:48.135	11.592
11	1:46.878	11.775
5	2:01.125	4 Laps
28	1:46.028	19.554
47	1:45.875	19.930
333	1:45.943	20.376
77	1:45.681	25.391
96	1:45.668	25.921
16	1:45.751	26.345
71	1:45.551	27.042
74	1:46.136	33.644
9	1:46.461	1:03.562
66	1:47.075	1:16.136
41	1:46.258	1:18.190
99	1:48.867	1:20.595

Num Lap Time Gap

Lap 31

20	1:46.367	
52	1:46.395	00.385
27	1:47.427	06.128
33	1:49.043	07.263
25	1:45.797	07.566
51	1:45.494	09.672
11	1:45.162	12.791
28	1:46.040	20.887
47	1:46.097	21.386
333	1:46.086	21.771
77	1:46.229	26.446
96	1:45.909	26.896
16	1:45.401	27.760
71	1:45.578	29.182
74	1:46.730	34.024
9	1:46.633	1:03.635
66	2:04.866	1:15.093
99	1:48.337	1:16.150
41	1:46.316	1:18.029

Num Lap Time Gap

Lap 32

20	1:46.887	
5	1:55.891	4 Laps
52	1:46.668	00.166
27	1:45.838	05.079
25	1:47.335	08.014
51	1:46.309	09.094
33	1:49.303	09.679
11	1:45.215	11.119
28	1:45.748	19.748
47	1:45.778	20.277
333	1:45.771	20.655
77	1:46.373	25.932
96		



Hungaroring
International GT Open
Race - 1
Analysis by Lap



71	1:55.207	36.681
9	1:46.033	1:04.027
66	1:47.166	1:17.734
41	1:46.164	1:18.786
99	1:48.053	1:23.080

Num Lap Time Gap

Lap 35

52	1:45.726	
20	1:46.761	02.920
27	1:45.862	04.845
25	1:45.650	07.525
51	1:45.693	08.511
11	1:45.165	11.866
33	1:47.387	16.639
28	1:46.421	22.038
47	1:46.171	22.466
333	1:46.258	22.791
96	1:45.522	26.420
16	1:45.354	26.891
77	1:46.687	29.835
74	1:46.356	34.872
71	1:46.087	37.042
5	2:00.500	4 Laps
9	1:45.990	1:04.291
66	1:46.748	1:18.756
41	1:46.211	1:19.271
99	1:48.513	1:25.867

Num Lap Time Gap

Lap 36

52	1:46.843	
20	1:46.316	02.393
27	1:45.950	03.952
25	1:45.565	06.247
51	1:45.236	06.904
11	1:45.187	10.210
33	1:47.720	17.516
28	1:46.085	21.280
47	1:46.290	21.913
333	1:46.349	22.297
96	1:46.151	25.728
16	1:46.232	26.280

77	1:46.181	29.173
74	1:46.354	34.383
71	1:45.536	35.735
5	1:59.680	4 Laps
9	1:46.789	1:04.237
41	1:45.786	1:18.214
66	1:48.322	1:20.235
99	1:49.259	1:28.283

Num Lap Time Gap

Lap 37

52	1:45.613	
20	1:46.336	03.116
27	1:46.006	04.345
25	1:45.216	05.850
51	1:45.355	06.646
11	1:45.182	09.779
33	1:47.670	19.573
28	1:46.947	22.614
47	1:46.723	23.023
333	1:46.724	23.408
96	1:45.431	25.546
16	1:45.487	26.154
77	1:46.752	30.312
71	1:46.189	36.311
74	1:48.674	37.444
9	1:47.451	1:06.075
5	1:58.146	4 Laps
41	1:45.742	1:18.343
66	1:47.058	1:21.680
99	1:49.156	1:31.826

Num Lap Time Gap

Lap 38

52	1:46.578	
20	1:46.261	02.799
27	1:45.944	03.711
25	1:45.372	04.644
51	1:45.512	05.580
11	1:45.167	08.368
33	1:47.591	20.586
28	1:46.588	22.624
47	1:46.565	23.010

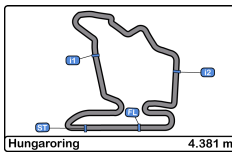
333	1:46.555	23.385
96	1:45.665	24.633
16	1:45.635	25.211
77	1:46.276	30.010
71	1:45.127	34.860
74	1:47.226	38.092
9	1:46.577	1:06.074
41	1:46.755	1:18.520
66	1:48.127	1:23.229
5	1:59.487	4 Laps
99	1:49.014	1:34.262

Num Lap Time Gap

Lap 39

52	1:45.465	
20	1:46.583	03.917
27	1:46.344	04.590
25	1:45.858	05.037
51	1:45.525	05.640
11	1:45.475	08.378
33	1:47.411	22.532
28	1:46.467	23.626
47	1:46.647	24.192
333	1:46.616	24.536
96	1:45.913	25.081
16	1:45.763	25.509
77	1:47.001	31.546
71	1:45.193	34.588
74	1:47.832	40.459
9	1:47.222	1:07.831
41	1:46.408	1:19.463
99	1:50.792	1:39.589
5	2:01.894	4 Laps
66	2:06.119	1:43.883



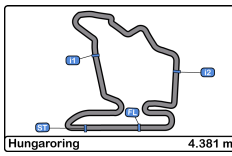


Hungaroring
International GT Open
Race - 1
Best Sectors Results



Sector - 1				Sector - 2				Sector - 3				Ideal Lap vs Best Lap				
Clas	Nº	Driver	Time	Nº	Driver	Time	Nº	Driver	Time	Clas	Nº	Driver	Ideal Lap	Best Lap	Clas	
1	19	Liang - Giammaria	36.911	51	Pier Guidi - Mac	38.053	19	Liang - Giammaria	29.038	1	19	Liang - Giammaria	1:44.032	1:44.238	1	
2	20	Pierburg - Onslow-Cole	36.998	19	Liang - Giammaria	38.083	71	West - Rugolo	29.058	2	51	Pier Guidi - Mac	1:44.463	1:44.502	2	
3	96	Ellis - Wilkinson	37.043	16	Hahn - Khodair	38.179	25	Agostini - Breukers	29.065	3	11	Di Amato - Bertolini	1:44.472	1:44.728	5	
4	77	Jedlinski - Lisowski	37.071	11	Di Amato - Bertolini	38.184	333	Salikhov - Perel	29.071	4	20	Pierburg - Onslow-Cole	1:44.475	1:44.712	4	
5	47	Rueda - Saravia	37.072	71	West - Rugolo	38.251	16	Hahn - Khodair	29.072	5	27	Crestani - Ramos	1:44.541	1:44.698	3	
6	11	Di Amato - Bertolini	37.080	27	Crestani - Ramos	38.289	96	Ellis - Wilkinson	29.075	6	16	Hahn - Khodair	1:44.560	1:44.731	6	
7	33	Hook - Keilwitz	37.098	20	Pierburg - Onslow-Cole	38.292	33	Hook - Keilwitz	29.080	7	71	West - Rugolo	1:44.618	1:45.032	11	
8	28	Sowery - Cipriani	37.128	25	Agostini - Breukers	38.402	27	Crestani - Ramos	29.099	8	25	Agostini - Breukers	1:44.660	1:45.183	14	
9	27	Crestani - Ramos	37.153	47	Rueda - Saravia	38.441	74	Hrachowina - Konrad	29.151	9	47	Rueda - Saravia	1:44.720	1:44.874	8	
10	25	Agostini - Breukers	37.193	52	Cioci - Serra	38.450	52	Cioci - Serra	29.173	10	33	Hook - Keilwitz	1:44.729	1:44.832	7	
11	90	Di Folco - Costantini	37.197	41	Bueno" - Baptista	38.547	28	Sowery - Cipriani	29.179	11	96	Ellis - Wilkinson	1:44.831	1:45.172	13	
12	51	Pier Guidi - Mac	37.210	33	Hook - Keilwitz	38.551	20	Pierburg - Onslow-Cole	29.185	12	333	Salikhov - Perel	1:44.859	1:45.009	9	
13	333	Salikhov - Perel	37.236	333	Salikhov - Perel	38.552	41	Bueno" - Baptista	29.186	13	28	Sowery - Cipriani	1:44.903	1:45.152	12	
14	66	Borlenghi - Lewandowski	37.245	28	Sowery - Cipriani	38.596	51	Pier Guidi - Mac	29.200	14	52	Cioci - Serra	1:44.948	1:45.029	10	
15	9	Konôpka - Mikulasko	37.250	90	Di Folco - Costantini	38.628	47	Rueda - Saravia	29.207	15	77	Jedlinski - Lisowski	1:44.973	1:45.427	16	
16	16	Hahn - Khodair	37.309	77	Jedlinski - Lisowski	38.676	11	Di Amato - Bertolini	29.208	16	90	Di Folco - Costantini	1:45.038	1:45.186	15	
17	71	West - Rugolo	37.309	96	Ellis - Wilkinson	38.713	90	Di Folco - Costantini	29.213	17	41	Bueno" - Baptista	1:45.207	1:45.541	17	
18	74	Hrachowina - Konrad	37.312	3	Beirão da Veiga - Cruz Álvarez	38.730	77	Jedlinski - Lisowski	29.226	18	74	Hrachowina - Konrad	1:45.260	1:45.738	19	
19	52	Cioci - Serra	37.325	74	Hrachowina - Konrad	38.797	66	Borlenghi - Lewandowski	29.230	19	3	Beirão da Veiga - Cruz Álvarez	1:45.443	1:45.546	18	
20	3	Beirão da Veiga - Cruz Álvarez	37.331	9	Konôpka - Mikulasko	38.912	6	Liberati - Ling	29.356	20	9	Konôpka - Mikulasko	1:45.537	1:45.990	21	
21	41	Bueno" - Baptista	37.474	6	Liberati - Ling	39.010	9	Konôpka - Mikulasko	29.375	21	66	Borlenghi - Lewandowski	1:45.691	1:46.067	22	
22	6	Liberati - Ling	37.481	66	Borlenghi - Lewandowski	39.216	3	Beirão da Veiga - Cruz Álvarez	29.382	22	6	Liberati - Ling	1:45.847	1:45.876	20	
23	99	Coimbra - Silva	37.546	99	Coimbra - Silva	39.248	99	Coimbra - Silva	29.563	23	99	Coimbra - Silva	1:46.357	1:46.636	23	
24	7	Basso - Marques	39.443	63	Venturini - Mul	40.431	12	Rees - Fioravanti	29.789	24	7	Basso - Marques	1:51.954	2:01.857	27	
25	5	Stanislaw Jedlinski	40.252	12	Rees - Fioravanti	40.896	63	Venturini - Mul	29.810	25	12	Rees - Fioravanti	1:51.996	1:54.374	25	
26	12	Rees - Fioravanti	41.311	7	Basso - Marques	41.600	7	Basso - Marques	30.911	26	63	Venturini - Mul	1:53.671	1:53.671	24	
27	63	Venturini - Mul	43.430	5	Stanislaw Jedlinski	43.488	5	Stanislaw Jedlinski	31.814	27	5	Stanislaw Jedlinski	1:55.554	1:55.891	26	



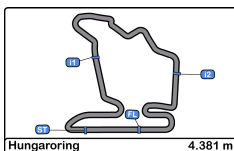


Hungaroring
International GT Open
Race - 1
Leader Sequence



Nº	Entrant/Team	Nat	Driver 1	Nat	Status	Driver 2	Nat	Status	Vehicle	Cat	Start Lap	End Lap	Laps	Total Laps
52	Luzich Racing	USA	<u>Marco Cioci</u>	ITA	Gold	Daniel Serra	BRA	Gold	Ferrari 488 GT3	PRO	1	3	3	3
20	SPS Automotive Performance	DEU	Valentin Pierburg	DEU	Bronze	<u>Tom Onslow-Cole</u>	GBR	Gold	Mercedes AMG GT3	PROAM	4	23	20	20
33	Rinaldi Racing	DEU	Christian Hook	DEU	Bronze	<u>Daniel Keilwitz</u>	DEU	Bronze	Ferrari 488 GT3	PROAM	24	27	4	4
20	SPS Automotive Performance	DEU	Valentin Pierburg	DEU	Bronze	<u>Tom Onslow-Cole</u>	GBR	Gold	Mercedes AMG GT3	PROAM	28	32	5	25
52	Luzich Racing	USA	<u>Marco Cioci</u>	ITA	Gold	Daniel Serra	BRA	Gold	Ferrari 488 GT3	PRO	33	39	7	10



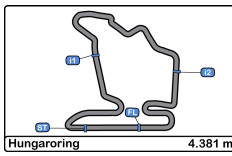


Hungaroring
International GT Open
Race - 1
Best 5 Lap Times



Cl	N°	Entrant/Team	Nat	Driver 1	Nat	Status	Driver 2	Nat	Status	Vehicle	Cat	Cl	Best 1		Best 2		Best 3		Best 4		Best 5	
													Time	Lap	Time	Lap	Time	Lap	Time	Lap	Time	Lap
1	19	Imperiale Racing	ITA	Jiatong Liang	CHN	Bronze	Raffaele Giammaria	ITA	Gold	Lamborghini Huracan GT3	PROAM	1	1:44.238	18	1:44.455	23	1:44.520	22	1:44.640	19	1:44.951	20
2	51	Luzich Racing	USA	Alessandro Pier Guidi	ITA	Platinum	Mikkel Mac	DNK	Gold	Ferrari 488 GT3	PRO	1	1:44.502	18	1:44.946	19	1:45.188	7	1:45.227	20	1:45.236	36
3	27	Daiko Lazarus Racing	ITA	Fabrizio Crestani	ITA	Silver	Miguel Ramos	PRT	Bronze	Lamborghini Huracan GT3	PROAM	2	1:44.698	12	1:44.745	11	1:44.785	13	1:44.913	9	1:44.958	22
4	20	SPS Automotive Performance	DEU	Valentin Pierburg	DEU	Bronze	Tom Onslow-Cole	GBR	Gold	Mercedes AMG GT3	PROAM	3	1:44.712	12	1:44.867	9	1:44.885	6	1:44.927	11	1:45.005	5
5	11	RS Racing	ITA	Daniele Di Amato	ITA	Silver	Andrea Bertolini	ITA	Platinum	Ferrari 488 GT3	PRO	2	1:44.728	20	1:45.122	27	1:45.125	22	1:45.157	30	1:45.162	31
6	16	Drivex School	ESP	Marcelo Hahn	BRA	Bronze	Allam Khodair	BRA	Gold	Mercedes AMG GT3	PROAM	4	1:44.731	19	1:45.029	20	1:45.114	18	1:45.130	30	1:45.354	35
7	33	Rinaldi Racing	DEU	Christian Hook	DEU	Bronze	Daniel Keilwitz	DEU	Bronze	Ferrari 488 GT3	PROAM	5	1:44.832	7	1:44.939	12	1:44.967	11	1:45.073	13	1:45.123	10
8	47	RACE / BMW Team Teo Martín	ESP	Fran Rueda	ESP	Silver	Andrés Saravia	GTM	Silver	BMW M6 GT3	PRO	3	1:44.874	18	1:45.007	23	1:45.088	22	1:45.371	25	1:45.417	26
9	333	Rinaldi Racing	DEU	Rinat Salikhov	RUS	Bronze	David Perel	ZAF	Silver	Ferrari 488 GT3	PROAM	6	1:45.009	18	1:45.128	23	1:45.264	26	1:45.389	22	1:45.513	24
10	52	Luzich Racing	USA	Marco Cioci	ITA	Gold	Daniel Serra	BRA	Gold	Ferrari 488 GT3	PRO	4	1:45.029	23	1:45.253	25	1:45.359	26	1:45.400	20	1:45.402	21
11	71	Luzich Racing	USA	Alexander West	SWE	Bronze	Michele Rugolo	ITA	Gold	Ferrari 488 GT3	PROAM	7	1:45.032	20	1:45.101	19	1:45.127	38	1:45.193	39	1:45.232	18
12	28	Daiko Lazarus Racing	ITA	Toby Sowery	GBR	Silver	Giuseppe Cipriani	ITA	Bronze	Lamborghini Huracan GT3	PROAM	8	1:45.152	3	1:45.296	16	1:45.366	6	1:45.433	4	1:45.459	21
13	96	Optimum Motorsport	GBR	Bradley Ellis	GBR	Silver	Oliver Wilkinson	GBR	Bronze	Audi R8 LMS	PROAM	9	1:45.172	20	1:45.189	19	1:45.297	18	1:45.336	27	1:45.342	22
14	25	Imperiale Racing	ITA	Riccardo Agostini	ITA	Gold	Rik Breukers	NLD	Silver	Lamborghini Huracan GT3	PRO	5	1:45.183	34	1:45.216	37	1:45.362	23	1:45.363	28	1:45.372	38
15	90	Target Racing	ITA	Alberto Di Folco	ITA	Silver	Stefano Costantini	ITA	Bronze	Lamborghini Huracan GT3	PROAM	10	1:45.186	23	1:45.546	17	1:45.754	20	1:45.796	21	1:45.936	2
16	77	Olimp Racing	POL	Marcin Jedlinski	POL	Bronze	Mateusz Lisowski	POL	Silver	Audi R8 LMS	PROAM	11	1:45.427	28	1:45.551	12	1:45.681	33	1:45.683	8	1:45.699	26
17	41	Drivex School	ESP	"Caca Bueno"	BRA	Platinum	Ricardo Baptista	BRA	Bronze	Mercedes AMG GT3	PROAM	12	1:45.541	26	1:45.637	24	1:45.645	25	1:45.742	37	1:45.786	36
18	3	RACE / BMW Team Teo Martín	ESP	Lourenço Beirão da Veiga	PRT	Silver	Juan Cruz Álvarez	ARG	Silver	BMW M6 GT3	PRO	6	1:45.546	5	1:45.732	8	1:45.746	4	1:46.288	9	1:46.602	3
19	74	HTP Motorsport / MS Racing	AUT	Alexander Hrachowina	AUT	Bronze	Martin Konrad	AUT	Bronze	Mercedes AMG GT3	AM	1	1:45.738	9	1:45.854	17	1:45.943	12	1:45.965	15	1:45.995	16
20	6	Vincenzo Sospiri Racing	ITA	Edoardo Liberati	ITA	Silver	Kang Ling	CHN	Silver	Lamborghini Huracan GT3	PRO	7	1:45.876	4	1:45.974	3	1:46.710	5	1:47.145	2	1:47.413	6
21	9	ARC Bratislava	SVK	Miro Konôpka	SVK	Bronze	Zdeno Mikulasko	SVK	Bronze	Lamborghini Huracan GT3	AM	2	1:45.990	35	1:46.033	34	1:46.079	23	1:46.149	19	1:46.344	21
22	66	Vincenzo Sospiri Racing	ITA	Giulio Borlenghi	BRA	Bronze	Andrzej Lewandowski	POL	Bronze	Lamborghini Huracan GT3	AM	3	1:46.067	5	1:46.100	28	1:46.227	8	1:46.285	6	1:46.361	22
23	99	Sports and You	PRT	António Coimbra	PRT	Bronze	Luis Silva	PRT	Bronze	Mercedes AMG GT3	AM	4	1:46.636	13	1:46.860	10	1:46.956	21	1:46.977	5	1:46.998	14
24	63	Imperiale Racing	ITA	Giovanni Venturini	ITA	Gold	Jeroen Mul	NLD	Silver	Lamborghini Huracan GT3	PRO	8	1:53.671	1	2:51.116	2						
25	12	Ombra Racing	ITA	Fernando Rees	BRA	Gold	Damiano Fioravanti	ITA	Silver	Lamborghini Huracan GT3	PRO	9	1:54.374	1	1:57.779	2						
26	5	Olimp Racing	POL	Stanislaw Jedlinski	POL	Bronze				Audi R8 LMS	AM	5	1:55.891	28	1:57.591	8	1:57.654	2	1:57.787	4	1:57.794	27
27	7	RACE / BMW Team Teo Martín	ESP	Márcio Basso	BRA	Bronze	Thiago Marques	BRA	Bronze	BMW M6 GT3	AM	6	2:01.857	2	2:02.160	1						



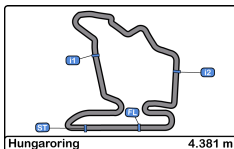


Hungaroring
International GT Open
Race - 1
Best 5 Top Speeds



Cl	Nº	Entrant/Team	Nat	Driver 1	Nat	Status	Driver 2	Nat	Status	Vehicle	Cat	Cl	Top 1		Top 2		Top 3		Top 4		Top 5		Avg
													Km/h	Lap	Km/h	Lap	Km/h	Lap	Km/h	Lap	Km/h	Lap	
1	47	RACE / BMW Team Teo Martín	ESP	Fran Rueda	ESP	Silver	Andrés Saravia	GTM	Silver	BMW M6 GT3	PRO	1	236.3	8	236.3	34	236.3	38	235.8	7	234.7	3	235.9
2	96	Optimum Motorsport	GBR	Bradley Ellis	GBR	Silver	Oliver Wilkinson	GBR	Bronze	Audi R8 LMS	PROAM	1	233.7	3	233.7	14	233.7	34	233.7	38	233.7	39	233.7
3	28	Daiko Lazarus Racing	ITA	Toby Sowery	GBR	Silver	Giuseppe Cipriani	ITA	Bronze	Lamborghini Huracan GT3	PROAM	2	233.2	7	232.7	15	232.2	18	231.7	5	231.7	12	232.3
4	16	Drivex School	ESP	Marcelo Hahn	BRA	Bronze	Allam Khodair	BRA	Gold	Mercedes AMG GT3	PROAM	3	232.7	26	232.2	28	231.7	23	231.7	27	231.7	30	232.0
5	3	RACE / BMW Team Teo Martín	ESP	Lourenço Beirão da Veiga	PRT	Silver	Juan Cruz Álvarez	ARG	Silver	BMW M6 GT3	PRO	2	232.2	3	232.2	6	232.2	10	232.2	14	232.2	16	232.2
6	7	RACE / BMW Team Teo Martín	ESP	Márcio Basso	BRA	Bronze	Thiago Marques	BRA	Bronze	BMW M6 GT3	AM	1	232.2	2	220.4	1							226.3
7	27	Daiko Lazarus Racing	ITA	Fabrizio Crestani	ITA	Silver	Miguel Ramos	PRT	Bronze	Lamborghini Huracan GT3	PROAM	4	232.2	29	231.7	5	231.7	38	231.2	7	231.2	16	231.6
8	99	Sports and You	PRT	António Coimbra	PRT	Bronze	Luis Silva	PRT	Bronze	Mercedes AMG GT3	AM	2	232.2	4	231.7	3	231.2	13	230.7	12	230.7	14	231.3
9	12	Ombra Racing	ITA	Fernando Rees	BRA	Gold	Damiano Fioravanti	ITA	Silver	Lamborghini Huracan GT3	PRO	3	231.7	2	211.7	1							221.7
10	20	SPS Automotive Performance	DEU	Valentin Pierburg	DEU	Bronze	Tom Onslow-Cole	GBR	Gold	Mercedes AMG GT3	PROAM	5	231.7	3	231.7	26	231.2	22	230.7	2	230.7	17	231.2
11	33	Rinaldi Racing	DEU	Christian Hook	DEU	Bronze	Daniel Keilwitz	DEU	Bronze	Ferrari 488 GT3	PROAM	6	231.7	9	230.2	3	230.2	12	229.7	4	229.7	6	230.3
12	77	Olimp Racing	POL	Marcin Jedlinski	POL	Bronze	Mateusz Lisowski	POL	Silver	Audi R8 LMS	PROAM	7	231.7	13	231.7	15	231.2	11	231.2	12	231.2	14	231.4
13	11	RS Racing	ITA	Daniele Di Amato	ITA	Silver	Andrea Bertolini	ITA	Platinum	Ferrari 488 GT3	PRO	4	231.2	34	230.7	10	230.7	14	230.7	15	230.2	6	230.7
14	25	Imperiale Racing	ITA	Riccardo Agostini	ITA	Gold	Rik Breukers	NLD	Silver	Lamborghini Huracan GT3	PRO	5	231.2	7	231.2	15	230.7	13	230.7	14	230.7	16	230.9
15	51	Luzich Racing	USA	Alessandro Pier Guidi	ITA	Platinum	Mikkel Mac	DNK	Gold	Ferrari 488 GT3	PRO	6	231.2	3	231.2	38	230.7	4	230.7	5	230.7	9	230.9
16	66	Vincenzo Sospiri Racing	ITA	Giulio Borlenghi	BRA	Bronze	Andrzej Lewandowski	POL	Bronze	Lamborghini Huracan GT3	AM	3	231.2	14	230.7	15	230.2	7	230.2	9	230.2	10	230.5
17	333	Rinaldi Racing	DEU	Rinat Salikhov	RUS	Bronze	David Perel	ZAF	Silver	Ferrari 488 GT3	PROAM	8	231.2	6	230.7	7	230.2	3	230.2	16	230.2	34	230.5
18	19	Imperiale Racing	ITA	Jiatong Liang	CHN	Bronze	Raffaele Giammaria	ITA	Gold	Lamborghini Huracan GT3	PROAM	9	230.7	14	230.2	23	229.7	24	229.2	8	229.2	9	229.8
19	90	Target Racing	ITA	Alberto Di Folco	ITA	Silver	Stefano Costantini	ITA	Bronze	Lamborghini Huracan GT3	PROAM	10	230.7	5	230.2	8	229.7	3	229.7	4	229.7	6	230.0
20	63	Imperiale Racing	ITA	Giovanni Venturini	ITA	Gold	Jeroen Mul	NLD	Silver	Lamborghini Huracan GT3	PRO	7	230.2	2	214.2	1							222.2
21	71	Luzich Racing	USA	Alexander West	SWE	Bronze	Michele Rugolo	ITA	Gold	Ferrari 488 GT3	PROAM	11	230.2	25	230.2	26	229.7	13	229.7	20	229.7	21	229.9
22	74	HTP Motorsport / MS Racing	AUT	Alexander Hrachowina	AUT	Bronze	Martin Konrad	AUT	Bronze	Mercedes AMG GT3	AM	4	230.2	7	230.2	12	230.2	13	230.2	28	230.2	32	230.2
23	6	Vincenzo Sospiri Racing	ITA	Edoardo Liberati	ITA	Silver	Kang Ling	CHN	Silver	Lamborghini Huracan GT3	PRO	8	229.7	2	229.7	5	229.2	6	228.8	3	228.8	4	229.3
24	41	Drivex School	ESP	"Caca Bueno"	BRA	Platinum	Ricardo Baptista	BRA	Bronze	Mercedes AMG GT3	PROAM	12	229.7	25	229.2	15	229.2	16	229.2	32	229.2	35	229.3
25	9	ARC Bratislava	SVK	Miro Konôpka	SVK	Bronze	Zdeno Mikulasko	SVK	Bronze	Lamborghini Huracan GT3	AM	5	229.2	3	228.8	4	228.8	6	228.8	26	228.8	27	228.9
26	52	Luzich Racing	USA	Marco Cioci	ITA	Gold	Daniel Serra	BRA	Gold	Ferrari 488 GT3	PRO	9	228.8	11	228.8	12	228.3	6	228.3	9	228.3	25	228.5
27	5	Olimp Racing	POL	Stanislaw Jedlinski	POL	Bronze				Audi R8 LMS	AM	6	225.0	22	224.0	2	224.0	21	224.0	32	223.6	5	224.1



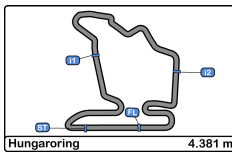


Hungaroring
International GT Open
Race - 1
Fastest Laps Sequence



Lap	Time of Day	Session Time	Nº	Entrant/Team	Nat	Driver 1	Nat	Status	Driver 2	Nat	Status	Vehicle	Cat	Time	Km/h
2	15:47:20.393	3:35.393	52	Luzich Racing	USA	<u>Marco Cioci</u>	ITA	Gold	Daniel Serra	BRA	Gold	Ferrari 488 GT3	PRO	1:45.968	148.8
2	15:47:20.844	3:35.844	20	SPS Automotive Performance	DEU	Valentin Pierburg	DEU	Bronze	<u>Tom Onslow-Cole</u>	GBR	Gold	Mercedes AMG GT3	PROAM	1:45.948	148.8
2	15:47:21.846	3:36.846	90	Target Racing	ITA	<u>Alberto Di Folco</u>	ITA	Silver	Stefano Costantini	ITA	Bronze	Lamborghini Huracan GT3	PROAM	1:45.936	148.8
2	15:47:22.275	3:37.275	51	Luzich Racing	USA	Alessandro Pier Guidi	ITA	Platinum	<u>Mikkel Mac</u>	DNK	Gold	Ferrari 488 GT3	PRO	1:45.875	148.9
2	15:47:22.529	3:37.529	33	Rinaldi Racing	DEU	Christian Hook	DEU	Bronze	<u>Daniel Keilwitz</u>	DEU	Bronze	Ferrari 488 GT3	PROAM	1:45.626	149.3
3	15:49:14.584	5:29.584	28	Daiko Lazarus Racing	ITA	<u>Toby Sowery</u>	GBR	Silver	Giuseppe Cipriani	ITA	Bronze	Lamborghini Huracan GT3	PROAM	1:45.152	149.9
4	15:50:52.363	7:07.363	20	SPS Automotive Performance	DEU	Valentin Pierburg	DEU	Bronze	<u>Tom Onslow-Cole</u>	GBR	Gold	Mercedes AMG GT3	PROAM	1:45.074	150.0
5	15:52:37.368	8:52.368	20	SPS Automotive Performance	DEU	Valentin Pierburg	DEU	Bronze	<u>Tom Onslow-Cole</u>	GBR	Gold	Mercedes AMG GT3	PROAM	1:45.005	150.1
6	15:54:22.253	10:37.253	20	SPS Automotive Performance	DEU	Valentin Pierburg	DEU	Bronze	<u>Tom Onslow-Cole</u>	GBR	Gold	Mercedes AMG GT3	PROAM	1:44.885	150.3
7	15:56:12.449	12:27.449	33	Rinaldi Racing	DEU	Christian Hook	DEU	Bronze	<u>Daniel Keilwitz</u>	DEU	Bronze	Ferrari 488 GT3	PROAM	1:44.832	150.4
11	16:03:10.790	19:25.790	27	Daiko Lazarus Racing	ITA	<u>Fabrizio Crestani</u>	ITA	Silver	Miguel Ramos	PRT	Bronze	Lamborghini Huracan GT3	PROAM	1:44.745	150.5
12	16:04:52.853	21:07.853	20	SPS Automotive Performance	DEU	Valentin Pierburg	DEU	Bronze	<u>Tom Onslow-Cole</u>	GBR	Gold	Mercedes AMG GT3	PROAM	1:44.712	150.6
12	16:04:55.489	21:10.489	27	Daiko Lazarus Racing	ITA	<u>Fabrizio Crestani</u>	ITA	Silver	Miguel Ramos	PRT	Bronze	Lamborghini Huracan GT3	PROAM	1:44.698	150.6
18	16:17:01.475	33:16.475	51	Luzich Racing	USA	<u>Alessandro Pier Guidi</u>	ITA	Platinum	Mikkel Mac	DNK	Gold	Ferrari 488 GT3	PRO	1:44.502	150.9
18	16:17:36.643	33:51.643	19	Imperiale Racing	ITA	Jiatong Liang	CHN	Bronze	<u>Raffaele Giammaria</u>	ITA	Gold	Lamborghini Huracan GT3	PROAM	1:44.238	151.3





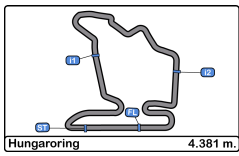
Hungaroring
International GT Open
Race - 1

Event Best Maximum Speed



Nº	Entrant/Team	Nat	Driver 1	Nat	Status	Driver 2	Nat	Status	Vehicle	Cat	Km/h	Session
41	Drivex School	ESP	"Caca Bueno"	BRA	Platinum	Ricardo Baptista	BRA	Bronze	Mercedes AMG GT3	PROAM	250.5	Free Practice - 1
47	RACE / BMW Team Teo Martín	ESP	Fran Rueda	ESP	Silver	Andrés Saravia	GTM	Silver	BMW M6 GT3	PRO	236.3	Race - 1
96	Optimum Motorsport	GBR	Bradley Ellis	GBR	Silver	Oliver Wilkinson	GBR	Bronze	Audi R8 LMS	PROAM	235.2	Free Practice - 2
3	RACE / BMW Team Teo Martín	ESP	Lourenço Beirão da Veiga	PRT	Silver	Juan Cruz Álvarez	ARG	Silver	BMW M6 GT3	PRO	235.2	Free Practice - 2
20	SPS Automotive Performance	DEU	Valentin Pierburg	DEU	Bronze	Tom Onslow-Cole	GBR	Gold	Mercedes AMG GT3	PROAM	234.2	Free Practice - 1
16	Drivex School	ESP	Marcelo Hahn	BRA	Bronze	Allam Khodair	BRA	Gold	Mercedes AMG GT3	PROAM	234.2	Free Practice - 1
12	Ombra Racing	ITA	Fernando Rees	BRA	Gold	Damiano Fioravanti	ITA	Silver	Lamborghini Huracan GT3	PRO	234.2	Free Practice - 1
28	Daiko Lazarus Racing	ITA	Toby Sowery	GBR	Silver	Giuseppe Cipriani	ITA	Bronze	Lamborghini Huracan GT3	PROAM	233.7	Free Practice - 1
19	Imperiale Racing	ITA	Jiatong Liang	CHN	Bronze	Raffaele Giammaria	ITA	Gold	Lamborghini Huracan GT3	PROAM	233.2	Free Practice - 1
27	Daiko Lazarus Racing	ITA	Fabrizio Crestani	ITA	Silver	Miguel Ramos	PRT	Bronze	Lamborghini Huracan GT3	PROAM	233.2	Free Practice - 1
77	Olimp Racing	POL	Marcin Jedlinski	POL	Bronze	Mateusz Lisowski	POL	Silver	Audi R8 LMS	PROAM	233.2	Free Practice - 1
74	HTP Motorsport / MS Racing	AUT	Alexander Hrachowina	AUT	Bronze	Martin Konrad	AUT	Bronze	Mercedes AMG GT3	AM	233.2	Free Practice - 1
333	Rinaldi Racing	DEU	Rinat Salikhov	RUS	Bronze	David Perel	ZAF	Silver	Ferrari 488 GT3	PROAM	233.2	Free Practice - 1
33	Rinaldi Racing	DEU	Christian Hook	DEU	Bronze	Daniel Keilwitz	DEU	Bronze	Ferrari 488 GT3	PROAM	232.7	Free Practice - 1
7	RACE / BMW Team Teo Martín	ESP	Márcio Basso	BRA	Bronze	Thiago Marques	BRA	Bronze	BMW M6 GT3	AM	232.7	Free Practice - 1
11	RS Racing	ITA	Daniele Di Amato	ITA	Silver	Andrea Bertolini	ITA	Platinum	Ferrari 488 GT3	PRO	232.7	Free Practice - 1
99	Sports and You	PRT	António Coimbra	PRT	Bronze	Luis Silva	PRT	Bronze	Mercedes AMG GT3	AM	232.7	Free Practice - 1
90	Target Racing	ITA	Alberto Di Folco	ITA	Silver	Stefano Costantini	ITA	Bronze	Lamborghini Huracan GT3	PROAM	232.7	Free Practice - 1
71	Luzich Racing	USA	Alexander West	SWE	Bronze	Michele Rugolo	ITA	Gold	Ferrari 488 GT3	PROAM	232.2	Free Practice - 2
63	Imperiale Racing	ITA	Giovanni Venturini	ITA	Gold	Jeroen Mul	NLD	Silver	Lamborghini Huracan GT3	PRO	231.7	Free Practice - 1
66	Vincenzo Sospiri Racing	ITA	Giulio Borlenghi	BRA	Bronze	Andrzej Lewandowski	POL	Bronze	Lamborghini Huracan GT3	AM	231.7	Free Practice - 2
6	Vincenzo Sospiri Racing	ITA	Edoardo Liberati	ITA	Silver	Kang Ling	CHN	Silver	Lamborghini Huracan GT3	PRO	231.7	Free Practice - 2
51	Luzich Racing	USA	Alessandro Pier Guidi	ITA	Platinum	Mikkel Mac	DNK	Gold	Ferrari 488 GT3	PRO	231.2	Race - 1
25	Imperiale Racing	ITA	Riccardo Agostini	ITA	Gold	Rik Breukers	NLD	Silver	Lamborghini Huracan GT3	PRO	231.2	Race - 1
52	Luzich Racing	USA	Marco Cioci	ITA	Gold	Daniel Serra	BRA	Gold	Ferrari 488 GT3	PRO	230.7	Free Practice - 1
9	ARC Bratislava	SVK	Miro Konôpka	SVK	Bronze	Zdeno Mikulasko	SVK	Bronze	Lamborghini Huracan GT3	AM	230.2	Free Practice - 1
5	Olimp Racing	POL	Stanislaw Jedlinski	POL	Bronze				Audi R8 LMS	AM	225.9	Free Practice - 1





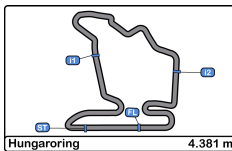
Hungaroring
International GT Open
Race - 1
Lap Chart



LAP

Nr	Po	Grid	1	2	3	4	5	6	7	8	9	10	11	12	13	14	15	16	17	18	19	20	21	22	23	24	25	26	27	28	29	30	31	32	33	34	35	
52	1	52	52	52	52	20	20	20	20	20	20	20	20	20	20	20	20	20	20	20	20	20	20	20	20	33	33	33	33	20	20	20	20	20	20	52	52	52
20	2	20	20	20	20	52	52	52	27	27	27	27	27	27	27	27	27	27	27	27	27	33	33	33	33	20	20	20	20	52	52	52	52	52	52	20	20	20
27	3	27	27	27	27	27	27	27	52	52	52	33	33	33	33	33	33	33	33	33	33	27	28	28	74	52	52	52	52	33	33	33	27	27	27	27	27	27
90	4	90	90	90	90	90	90	33	33	33	33	52	52	52	52	52	52	11	28	28	28	74	74	66	27	27	27	27	27	27	27	33	25	25	25	25		
51	5	51	51	51	51	51	33	51	51	51	51	51	51	51	51	51	11	28	11	77	74	66	66	99	25	25	25	25	25	25	25	25	25	25	51	51	51	
6	6	6	6	33	33	33	51	90	11	11	11	11	11	11	11	11	28	52	77	74	77	99	99	52	51	51	51	51	51	51	51	51	51	33	33	11	11	
11	7	11	33	6	6	6	6	11	47	47	47	47	47	47	47	47	28	51	25	74	66	66	52	52	27	11	11	11	11	11	11	11	11	11	11	11	33	33
33	8	33	11	11	11	11	11	6	28	28	28	28	28	28	28	28	47	25	77	25	99	99	27	27	25	28	28	28	28	28	28	28	28	28	28	28	28	
25	9	25	25	25	25	25	25	25	25	25	25	25	25	25	25	25	77	74	90	52	52	25	25	51	47	47	47	47	47	47	47	47	47	47	47	47	47	
12	10	12	47	47	47	47	47	47	77	77	77	77	77	77	77	77	47	90	66	25	25	51	51	11	333	333	333	333	333	333	333	333	333	333	333	333	333	
77	11	77	63	77	77	77	77	77	74	74	74	74	74	74	74	74	74	66	99	11	11	11	11	28	74	77	77	77	77	77	77	77	77	77	77	96	96	
74	12	74	77	74	74	74	28	28	333	333	333	333	333	333	90	90	90	90	3	41	51	51	90	90	90	77	74	96	96	96	96	96	96	96	96	16	16	
63	13	63	12	28	28	28	74	74	90	90	90	90	90	90	333	333	333	66	99	52	90	90	47	47	47	96	96	71	71	71	71	16	16	16	16	77	77	
71	14	71	74	333	333	333	333	333	3	3	3	3	96	96	96	96	96	3	41	51	333	333	333	333	333	71	71	16	16	16	16	71	71	71	71	74	74	
47	15	47	19	16	3	3	3	3	96	96	96	96	3	3	3	3	66	333	51	333	47	47	77	77	77	16	16	74	74	74	74	74	74	74	74	71	71	
66	16	66	3	3	96	96	96	96	66	66	66	66	66	66	66	66	3	96	333	47	96	96	96	96	90	90	66	66	66	66	66	9	9	9	9	9		
333	17	333	28	96	16	66	66	66	16	16	16	16	16	16	16	16	99	47	96	71	71	71	71	71	66	66	9	9	9	9	9	66	66	66	66	66		
19	18	19	333	66	66	16	16	16	99	99	99	99	99	99	99	99	16	96	71	16	16	16	16	16	9	9	99	99	99	99	99	99	99	99	41	41	41	
3	19	3	16	99	99	99	99	99	71	71	71	71	71	71	71	71	71	71	16	9	9	9	19	19	19	99	41	41	41	41	41	41	41	41	99	99	99	
16	20	16	96	9	9	9	9	9	9	9	9	9	9	9	9	9	9	16	9	19	19	19	19	9	9	99	41	5	5	5	5	5	5	5	5	5		
96	21	96	66	71	71	71	71	71	41	41	19	19	19	19	19	19	41	9	19	3	41	41	41	41	41	5												
99	22	99	99	41	41	41	41	41	19	19	41	41	41	41	41	41	19	19	3	41	5	5	5	5	5													
9	23	9	9	12	19	19	19	19	6	5	5	5	5	5	5	5	5	5	5	5	5																	
41	24	41	71	19	5	5	5	5	5																													
7	25	7	41	5																																		
5	26	5	7	7																																		
28	27	28	5	63																																		





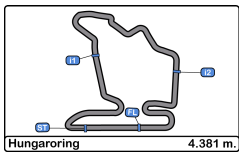
Hungaroring
International GT Open
Race - 1
Lap Chart



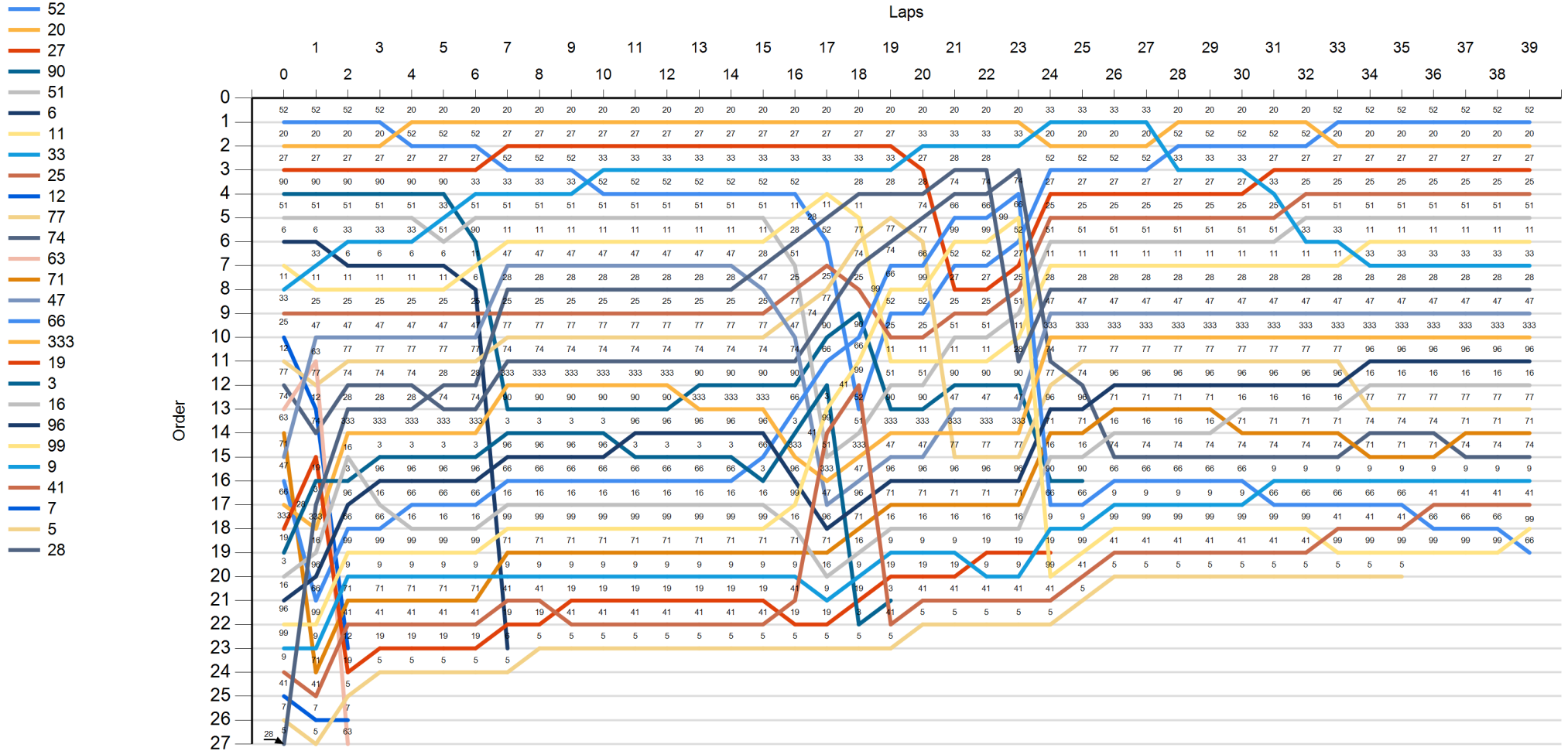
LAP

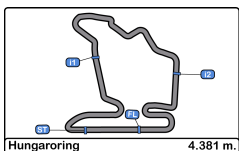
Nr	Po	36	37	38	39
52	1	52	52	52	52
20	2	20	20	20	20
27	3	27	27	27	27
90	4	25	25	25	25
51	5	51	51	51	51
6	6	11	11	11	11
11	7	33	33	33	33
33	8	28	28	28	28
25	9	47	47	47	47
12	10	333	333	333	333
77	11	96	96	96	96
74	12	16	16	16	16
63	13	77	77	77	77
71	14	74	71	71	71
47	15	71	74	74	74
66	16	9	9	9	9
333	17	41	41	41	41
19	18	66	66	66	99
3	19	99	99	99	66
16	20				
96	21				
99	22				
9	23				
41	24				
7	25				
5	26				
28	27				





Hungaroring
International GT Open
Race - 1
Graphic Lap Chart





Hungaroring International GT Open Race - 1 Pit Stop Analysis



Nr.	In Day Time	Entrant/Team	Nat	Driver 1	Nat	Status	Driver 2	Nat	Status	Vehicle	Cat	In Time	Stop N°	Pit Time	Handicap	Penalty
51	16:12:08.025	Luzich Racing	USA	Alessandro Pier Guidi	ITA	Platinum	<u>Mikkel Mac</u>	DNK	Gold	Ferrari 488 GT3	PRO	28:22.842	1	1:26.036	1:25	
47	16:12:12.423	RACE / BMW Team Teo Martín	ESP	Fran Rueda	ESP	Silver	<u>Andrés Saravia</u>	GTM	Silver	BMW M6 GT3	PRO	28:27.240	1	1:31.292	1:30	
333	16:12:31.064	Rinaldi Racing	DEU	<u>Rinat Salikhov</u>	RUS	Bronze	David Perel	ZAF	Silver	Ferrari 488 GT3	PROAM	28:45.881	1	1:11.455	1:10	
96	16:12:32.080	Optimum Motorsport	GBR	Bradley Ellis	GBR	Silver	<u>Oliver Wilkinson</u>	GBR	Bronze	Audi R8 LMS	PROAM	28:46.897	1	1:19.305	1:20	-0.695
16	16:12:34.750	Drivex School	ESP	<u>Marcelo Hahn</u>	BRA	Bronze	Allam Khodair	BRA	Gold	Mercedes AMG GT3	PROAM	28:49.567	1	1:18.243	1:15	
71	16:12:39.519	Luzich Racing	USA	<u>Alexander West</u>	SWE	Bronze	Michele Rugolo	ITA	Gold	Ferrari 488 GT3	PROAM	28:54.337	1	1:12.238	1:10	
9	16:12:47.398	ARC Bratislava	SVK	<u>Miro Konôpka</u>	SVK	Bronze	Zdeno Mikulasko	SVK	Bronze	Lamborghini Huracan GT3	AM	29:02.215	1	1:12.565	1:10	
19	16:12:54.663	Imperiale Racing	ITA	<u>Jiatong Liang</u>	CHN	Bronze	Raffaele Giammaria	ITA	Gold	Lamborghini Huracan GT3	PROAM	29:09.481	1	1:13.683	1:10	
52	16:13:53.146	Luzich Racing	USA	<u>Marco Cioci</u>	ITA	Gold	Daniel Serra	BRA	Gold	Ferrari 488 GT3	PRO	30:07.963	1	1:12.726	1:10	
3	16:14:19.554	RACE / BMW Team Teo Martín	ESP	Lourenço Beirão da Veiga	PRT	Silver	<u>Juan Cruz Álvarez</u>	ARG	Silver	BMW M6 GT3	PRO	30:34.371	1	1:23.526	1:10	
11	16:15:41.876	RS Racing	ITA	Daniele Di Amato	ITA	Silver	<u>Andrea Bertolini</u>	ITA	Platinum	Ferrari 488 GT3	PRO	31:56.693	1	1:15.555	1:15	
25	16:15:45.373	Imperiale Racing	ITA	<u>Riccardo Agostini</u>	ITA	Gold	Rik Breukers	NLD	Silver	Lamborghini Huracan GT3	PRO	32:00.190	1	1:10.233	1:10	
90	16:15:59.040	Target Racing	ITA	<u>Alberto Di Folco</u>	ITA	Silver	Stefano Costantini	ITA	Bronze	Lamborghini Huracan GT3	PROAM	32:13.857	1	1:13.596	1:10	
41	16:16:31.314	Drivex School	ESP	"Caca Bueno"	BRA	Platinum	<u>Ricardo Baptista</u>	BRA	Bronze	Mercedes AMG GT3	PROAM	32:46.131	1	1:33.713	1:10	
27	16:18:59.680	Daiko Lazarus Racing	ITA	<u>Fabrizio Crestani</u>	ITA	Silver	Miguel Ramos	PRT	Bronze	Lamborghini Huracan GT3	PROAM	35:14.497	1	1:26.007	1:25	
77	16:19:19.412	Olimp Racing	POL	Marcin Jedlinski	POL	Bronze	<u>Mateusz Lisowski</u>	POL	Silver	Audi R8 LMS	PROAM	35:34.229	1	1:27.065	1:10	
5	16:22:16.747	Olimp Racing	POL	Stanislaw Jedlinski	POL	Bronze				Audi R8 LMS	AM	38:31.564	1	1:21.465	1:10	
28	16:22:44.893	Daiko Lazarus Racing	ITA	<u>Toby Sowery</u>	GBR	Silver	Giuseppe Cipriani	ITA	Bronze	Lamborghini Huracan GT3	PROAM	38:59.711	1	1:29.323	1:10	
20	16:24:15.369	SPS Automotive Performance	DEU	Valentin Pierburg	DEU	Bronze	<u>Tom Onslow-Cole</u>	GBR	Gold	Mercedes AMG GT3	PROAM	40:30.186	1	1:20.333	1:20	
33	16:24:18.595	Rinaldi Racing	DEU	Christian Hook	DEU	Bronze	<u>Daniel Keilwitz</u>	DEU	Bronze	Ferrari 488 GT3	PROAM	40:33.412	1	1:13.226	1:10	
74	16:24:41.431	HTP Motorsport / MS Racing	AUT	Alexander Hrachowina	AUT	Bronze	<u>Martin Konrad</u>	AUT	Bronze	Mercedes AMG GT3	AM	40:56.249	1	1:20.070	1:15	
66	16:24:58.137	Vincenzo Sospiri Racing	ITA	<u>Giulio Borlenghi</u>	BRA	Bronze	Andrzej Lewandowski	POL	Bronze	Lamborghini Huracan GT3	AM	41:12.955	1	1:24.290	1:25	-0.710
99	16:25:11.424	Sports and You	PRT	<u>António Coimbra</u>	PRT	Bronze	Luis Silva	PRT	Bronze	Mercedes AMG GT3	AM	41:26.241	1	1:25.662	1:10	
66	16:38:52.344	Vincenzo Sospiri Racing	ITA	<u>Giulio Borlenghi</u>	BRA	Bronze	Andrzej Lewandowski	POL	Bronze	Lamborghini Huracan GT3	AM	55:07.161	2	22.634	1:25	-2.366

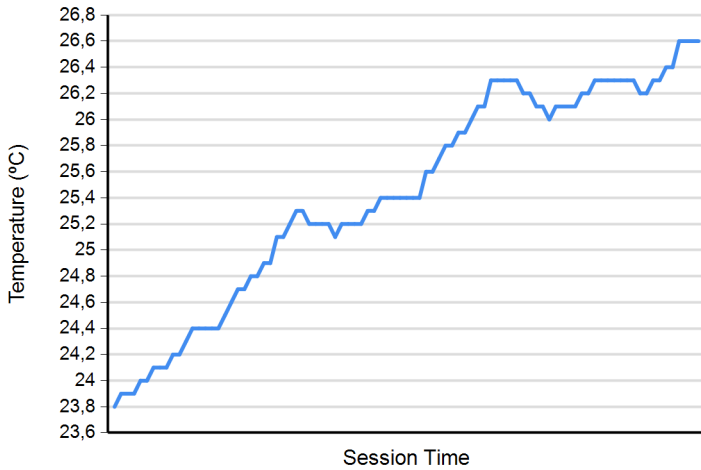




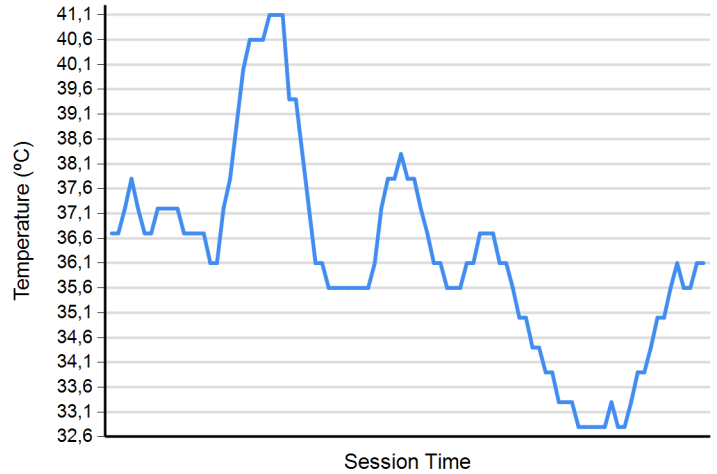
Hungaroring
International GT Open
Race - 1
Weather Report



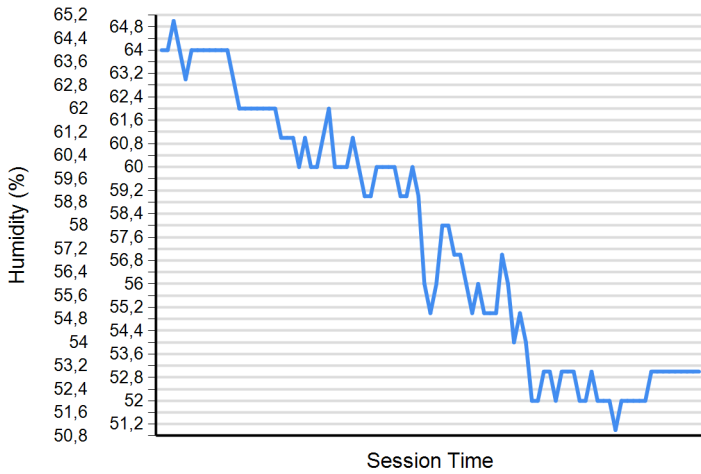
Air Temperature



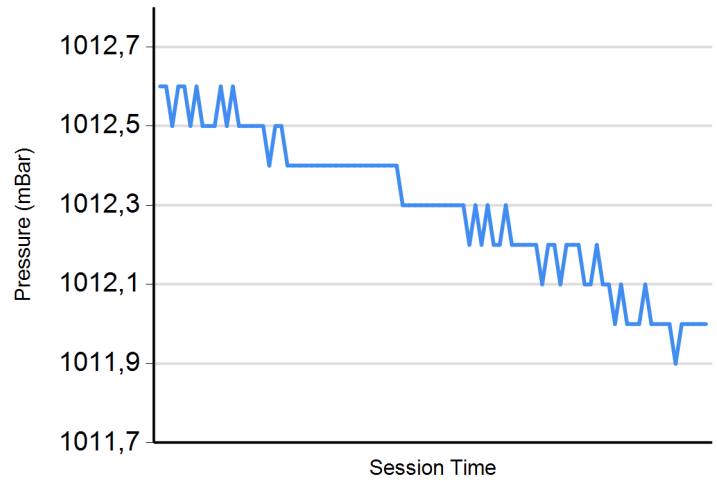
Track Temperature



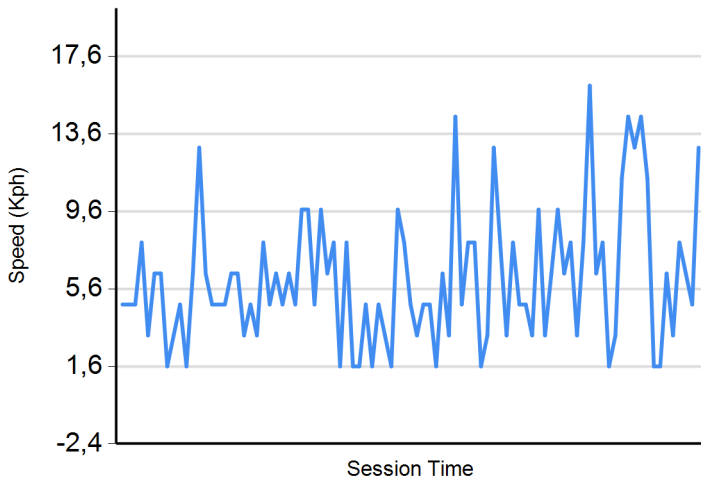
Humidity



Pressure



Wind Speed



Wind direction

North = 0°/360° Est = 90° South = 180° West = 270°

