

Circuito de Barcelona
International GT Open
Race - 2
Provisional Results



Cls	Nº	Entrant/Team	Nat	Driver 1	Nat	Driver 2	Nat	Vehicle	Cat	Cl	Laps	Total Time	Gap	Interval	Km/h	Best	Time	Km/h	
1	14	Emil Frey Racing	CHE	Norbert Siedler	AUT	Mikaël Grenier	CAN	Lamborghini Huracan GT3 EVO	PRO	1	32	1:00:12.028			148.4	18	1:46.375	157.5	
2	63	Emil Frey Racing	CHE	Albert Costa	ESP	Giacomo Altoè	ITA	Lamborghini Huracan GT3 EVO	PRO	2	32	1:00:12.559	0.531	0.531	148.4	17	1:46.317	157.6	
3	22	Sports and You	PRT	Guilherme Salas	BRA			Mercedes AMG GT3	PRO	3	32	1:00:13.998	1.970	1.439	148.3	17	1:46.919	156.7	
4	59	Teo Martín Motorsport	ESP	Martin Kodrić	HRV	Henrique Chaves	PRT	McLaren 720 s	PRO	4	32	1:00:15.133	3.105	1.135	148.3	16	1:46.595	157.2	
5	96	Optimum Motorsport	GBR	Oliver Wilkinson	GBR	Darren Turner	GBR	Aston Martin GT3 AMR MY2019	PRO	5	32	1:00:15.819	3.791	0.686	148.3	18	1:46.546	157.2	
6	6	Antonelli MotorSport	ITA	Riccardo Agostini	ITA	Loris Spinelli	ITA	Mercedes AMG GT3	PRO	6	32	1:00:16.416	4.388	0.597	148.2	17	1:46.737	157.0	
7	10	SPS Automotive Performance	ESP	Miguel Ramos	PRT	Fabrizio Crestani	ITA	Mercedes AMG GT3	PRO	7	32	1:00:16.906	4.878	0.490	148.2	19	1:46.724	157.0	
8	17	Teo Martín Motorsport	ESP	Fran Rueda	ESP	Andrés Saravia	GTW	McLaren 720 s	PRO	8	32	1:00:17.436	5.408	0.530	148.2	17	1:46.763	156.9	
9	3	Senkyr Motorsport	CZE	Beitske Visser	NLD	Richard Gonda	SVK	BMW M6 GT3	PRO	9	32	1:00:22.141	10.113	4.705	148.0	18	1:47.570	155.7	
10	16	Teo Martín Motorsport	ESP	Marcelo Hahn	BRA	Allam Khodair	BRA	McLaren 720 s	PROAM	1	32	1:00:24.089	12.061	1.948	147.9	15	1:47.425	155.9	
11	13	GetSpeed Performance	DEU	Denis Remenyako	RUS	Fabian Schiller	DEU	Mercedes AMG GT3	PROAM	2	32	1:00:24.957	12.929	0.868	147.9	16	1:46.226	157.7	
12	12	Ombra Racing	ITA	Federico Leo	ITA	Najiy Razak	MYS	Lamborghini Huracan GT3 EVO	PRO	10	32	1:00:27.215	15.187	2.258	147.8	15	1:48.441	154.5	
13	33	HTP Motorsport / Winward Racing	DEU	Russell Ward	USA	Indy Dontje	NLD	Mercedes AMG GT3	PROAM	3	32	1:00:27.877	15.849	0.662	147.8	17	1:47.931	155.2	
14	27	Lazarus Racing	ITA	Ezequiel Perez Companc	ARG	Eliseo Martínez	ESP	Lamborghini Huracan GT3 EVO	PROAM	4	32	1:00:28.740	16.712	0.863	147.7	22	1:48.104	155.0	
15	19	Raton Racing by Target	ITA	Jiatong Liang	CHN	Raffaele Giammaria	ITA	Lamborghini Huracan GT3 EVO	PROAM	5	32	1:00:32.139	20.111	3.399	147.6	13	1:48.280	154.7	
16	20	SPS Automotive Performance	DEU	Valentin Pierburg	DEU	Tom Onslow-Cole	GBR	Mercedes AMG GT3	PROAM	6	32	1:00:35.440	23.412	3.301	147.5	18	1:47.765	155.5	
17	8	Antonelli MotorSport	ITA	Giuseppe Cipriani	ITA			Mercedes AMG GT3	AM	1	32	1:00:35.968	23.940	0.528	147.4	18	1:48.740	154.1	
18	90	Raton Racing by Target	ITA	Christoph Lenz	CHE	Franck Perera	PER	Lamborghini Huracan GT3 EVO	PROAM	7	32	1:00:44.224	32.196	8.256	147.1	14	1:47.235	156.2	
19	11	GetSpeed Performance	DEU	Janine Hill	GBR	John Shoffner	USA	Mercedes AMG GT3	AM	2	31	1:00:40.570	1 Lap	1 Lap	142.6	16	1:50.423	151.7	
20	4	Boutsen Ginion	BEL	Claude-Yves Gosselin	FRA	Pierre Feligioni	FRA	Lamborghini Huracan GT3 EVO	AM	3	31	1:00:50.942	1 Lap	10.372	142.2	21	1:52.824	148.5	
21	77	Olimp Racing	POL	Marcin Jedlinski	POL	Mateusz Lisowski	POL	Audi R8 LMS EVO	PROAM	8	27	50:35.680	5 Laps	4 Laps	149.0	17	1:47.850	155.3	
22	66	Vincenzo Sospiri Racing	ITA	Frederik Schandorff	DNK	Tuomas Tujula	FIN	Lamborghini Huracan GT3 EVO	PROAM	9	26	48:37.544	6 Laps	1 Lap	149.3	26	1:47.547	155.8	
Not classified: (Requirements: 75% of number laps of leader = 24 Laps)																			
	5	Olimp Racing	POL	Stanislaw Jedlinski	POL			Mercedes AMG GT3	AM	4	12	25:10.628	20 Laps	14 Laps	133.1	3	1:59.997	139.6	

Fastest lap Remenyako - Schiller in 1:46.226 at 157.8 Km/h in lap 16

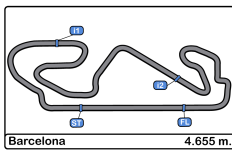
CAR #20 - 10 SECONDS TIME PENALTY ADDED TO RACE TIME LESS TIME HANDICAP

Published at:.....

Track Temp: 41.7 °C Air Temp: 28.7 °C Humidity: 54 % Track Status: DRY

Stewards:	Race Director:	Timekeeper: 
-----------	----------------	---





Circuito de Barcelona
International GT Open
Race - 2
Provisional Results by Class



Cls	Nº	Entrant/Team	Nat	Driver 1	Nat	Driver 2	Nat	Vehicle	Cat	Cl	Laps	Total Time	Gap	Interval	Km/h	Best	Time	Km/h	
PRO																			
1	14	Emil Frey Racing	CH	Norbert Siedler	AT	Mikaël Grenier	CA	Lamborghini Huracan GT3 EVO	PRO	1	32	1:00:12.028			148.4	18	1:46.375	157.5	
2	63	Emil Frey Racing	CH	Albert Costa	ES	Giacomo Altoè	IT	Lamborghini Huracan GT3 EVO	PRO	2	32	1:00:12.559	0.531	0.531	148.4	17	1:46.317	157.6	
3	22	Sports and You	PT	Guilherme Salas	BR			Mercedes AMG GT3	PRO	3	32	1:00:13.998	1.970	1.439	148.3	17	1:46.919	156.7	
4	59	Teo Martín Motorsport	ES	Martin Kodrić	HR	Henrique Chaves	PT	McLaren 720 s	PRO	4	32	1:00:15.133	3.105	1.135	148.3	16	1:46.595	157.2	
5	96	Optimum Motorsport	GB	Oliver Wilkinson	GB	Darren Turner	GB	Aston Martin GT3 AMR MY2019	PRO	5	32	1:00:15.819	3.791	0.686	148.3	18	1:46.546	157.2	
6	6	Antonelli MotorSport	IT	Riccardo Agostini	IT	Loris Spinelli	IT	Mercedes AMG GT3	PRO	6	32	1:00:16.416	4.388	0.597	148.2	17	1:46.737	157.0	
7	10	SPS Automotive Performance	DE	Miguel Ramos	PT	Fabrizio Crestani	IT	Mercedes AMG GT3	PRO	7	32	1:00:16.906	4.878	0.490	148.2	19	1:46.724	157.0	
8	17	Teo Martín Motorsport	ES	Fran Rueda	ES	Andrés Saravia	GT	McLaren 720 s	PRO	8	32	1:00:17.436	5.408	0.530	148.2	17	1:46.763	156.9	
9	3	Senkyr Motorsport	CZ	Beitske Visser	NL	Richard Gonda	SK	BMW M6 GT3	PRO	9	32	1:00:22.141	10.113	4.705	148.0	18	1:47.570	155.7	
10	12	Ombra Racing	IT	Federico Leo	IT	Najiy Razak	MY	Lamborghini Huracan GT3 EVO	PRO	10	32	1:00:27.215	15.187	5.074	147.8	15	1:48.441	154.5	
PROAM																			
1	16	Teo Martín Motorsport	ES	Marcelo Hahn	BR	Allam Khodair	BR	McLaren 720 s	PROAM	1	32	1:00:24.089			147.9	15	1:47.425	155.9	
2	13	GetSpeed Performance	DE	Denis Remenyako	RU	Fabian Schiller	DE	Mercedes AMG GT3	PROAM	2	32	1:00:24.957	12.929	0.868	147.9	16	1:46.226	157.7	
3	33	HTP Motorsport / Winward Racing	DE	Russell Ward	US	Indy Dontje	NL	Mercedes AMG GT3	PROAM	3	32	1:00:27.877	15.849	2.920	147.8	17	1:47.931	155.2	
4	27	Lazarus Racing	IT	Ezequiel Perez Companc	AR	Eliseo Martínez	ES	Lamborghini Huracan GT3 EVO	PROAM	4	32	1:00:28.740	16.712	0.863	147.7	22	1:48.104	155.0	
5	19	Raton Racing by Target	IT	Jiatong Liang	CN	Raffaele Giammaria	IT	Lamborghini Huracan GT3 EVO	PROAM	5	32	1:00:32.139	20.111	3.399	147.6	13	1:48.280	154.7	
6	20	SPS Automotive Performance	DE	Valentin Pierburg	DE	Tom Onslow-Cole	GB	Mercedes AMG GT3	PROAM	6	32	1:00:35.440	23.412	3.301	147.5	18	1:47.765	155.5	
7	90	Raton Racing by Target	IT	Christoph Lenz	CH	Franck Perera	FR	Lamborghini Huracan GT3 EVO	PROAM	7	32	1:00:44.224	32.196	8.784	147.1	14	1:47.235	156.2	
8	77	Olimp Racing	PL	Marcin Jedlinski	PL	Mateusz Lisowski	PL	Audi R8 LMS EVO	PROAM	8	27	50:35.680	5 Laps	5 Laps	149.0	17	1:47.850	155.3	
9	66	Vincenzo Sospiri Racing	IT	Frederik Schandorff	DK	Tuomas Tujula	FI	Lamborghini Huracan GT3 EVO	PROAM	9	26	48:37.544	6 Laps	1 Lap	149.3	26	1:47.547	155.8	
AM																			
1	8	Antonelli MotorSport	IT	Giuseppe Cipriani	IT			Mercedes AMG GT3	AM	1	32	1:00:35.968			147.4	18	1:48.740	154.1	
2	11	GetSpeed Performance	DE	Janine Hill	GB	John Shoffner	US	Mercedes AMG GT3	AM	2	31	1:00:40.570	1 Lap	1 Lap	142.6	16	1:50.423	151.7	
3	4	Boutsen Ginion	BE	Claude-Yves Gosselin	FR	Pierre Feligioni	FR	Lamborghini Huracan GT3 EVO	AM	3	31	1:00:50.942	1 Lap	10.372	142.2	21	1:52.824	148.5	
Not classified: (Requirements: 75% of number laps of leader = 24 Laps)																			
5		Olimp Racing	PL	Stanislaw Jedlinski	PL			Mercedes AMG GT3	AM	4	12	25:10.628	20 Laps	19 Laps	133.1	3	1:59.997	139.6	

Fastest lap Remenyako - Schiller in 1:46.226 at 157.8 Km/h in lap 16

Published at:.....

Track Temp: 41.7 °C Air Temp: 28.7 °C Humidity: 54 % Track Status: DRY

Stewards:	Race Director:	Timekeeper:
------------------	-----------------------	--------------------





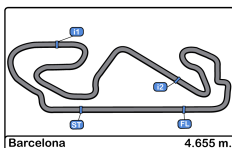
Circuit de Barcelona
International GT Open
Race - 2



Provisional Classification by Driver Fastest Lap

Cl	Nº	Entrant/Team	Nat	Vehicle	Driver	Nat	Cat	Cl	Laps	Best	Time	Gap	Interval	Km/h
1	13	GetSpeed Performance	DEU	Mercedes AMG GT3	Fabian Schiller	DEU	PROAM	1	18	2	1:46.226			157.7
2	63	Emil Frey Racing	CHE	Lamborghini Huracan GT3 EVO	Giacomo Altoè	ITA	PRO	1	17	2	1:46.317	0.091	0.091	157.6
3	14	Emil Frey Racing	CHE	Lamborghini Huracan GT3 EVO	Norbert Siedler	AUT	PRO	2	18	4	1:46.375	0.149	0.058	157.5
4	96	Optimum Motorsport	GBR	Aston Martin GT3 AMR MY2019	Darren Turner	GBR	PRO	3	17	3	1:46.546	0.320	0.171	157.2
5	59	Teo Martín Motorsport	ESP	McLaren 720 s	Martin Kodrić	HRV	PRO	4	18	2	1:46.595	0.369	0.049	157.2
6	10	SPS Automotive Performance	DEU	Mercedes AMG GT3	Fabrizio Crestani	ITA	PRO	5	18	5	1:46.724	0.498	0.129	157.0
7	6	Antonelli MotorSport	ITA	Mercedes AMG GT3	Riccardo Agostini	ITA	PRO	6	18	3	1:46.737	0.511	0.013	157.0
8	17	Teo Martín Motorsport	ESP	McLaren 720 s	Fran Rueda	ESP	PRO	7	18	3	1:46.763	0.537	0.026	156.9
9	22	Sports and You	PRT	Mercedes AMG GT3	Guilherme Salas	BRA	PRO	8	32	17	1:46.919	0.693	0.156	156.7
10	63	Emil Frey Racing	CHE	Lamborghini Huracan GT3 EVO	Albert Costa	ESP	PRO	9	15	10	1:47.015	0.789	0.096	156.5
11	90	Raton Racing by Target	ITA	Lamborghini Huracan GT3 EVO	Franck Perera	FRA	PROAM	2	19	14	1:47.235	1.009	0.220	156.2
12	16	Teo Martín Motorsport	ESP	McLaren 720 s	Allam Khodair	BRA	PROAM	3	18	15	1:47.425	1.199	0.190	155.9
13	14	Emil Frey Racing	CHE	Lamborghini Huracan GT3 EVO	Mikaël Grenier	CAN	PRO	10	14	10	1:47.443	1.217	0.018	155.9
14	17	Teo Martín Motorsport	ESP	McLaren 720 s	Andrés Saravia	FIN	PRO	11	14	10	1:47.503	1.277	0.060	155.8
15	66	Vincenzo Sospiri Racing	ITA	Lamborghini Huracan GT3 EVO	Tuomas Tujula	FIN	PROAM	4	10	10	1:47.547	1.321	0.044	155.8
16	3	Senkyr Motorsport	CZE	BMW M6 GT3	Richard Gonda	SVK	PRO	12	18	4	1:47.570	1.344	0.023	155.7
17	6	Antonelli MotorSport	ITA	Mercedes AMG GT3	Loris Spinelli	ITA	PRO	13	14	11	1:47.650	1.424	0.080	155.6
18	96	Optimum Motorsport	GBR	Aston Martin GT3 AMR MY2019	Oliver Wilkinson	GBR	PRO	14	15	8	1:47.742	1.516	0.092	155.5
19	20	SPS Automotive Performance	DEU	Mercedes AMG GT3	Tom Onslow-Cole	GBR	PROAM	5	19	18	1:47.765	1.539	0.023	155.5
20	77	Olimp Racing	POL	Audi R8 LMS EVO	Mateusz Lisowski	POL	PROAM	6	19	17	1:47.850	1.624	0.085	155.3
21	66	Vincenzo Sospiri Racing	ITA	Lamborghini Huracan GT3 EVO	Frederik Schandorff	DNK	PROAM	7	16	4	1:47.922	1.696	0.072	155.2
22	33	HTP Motorsport / Winward Racing	DEU	Mercedes AMG GT3	Indy Dontje	NLD	PROAM	8	18	17	1:47.931	1.705	0.009	155.2
23	59	Teo Martín Motorsport	ESP	McLaren 720 s	Henrique Chaves	PRT	PRO	15	14	10	1:48.006	1.780	0.075	155.1
24	27	Lazarus Racing	ITA	Lamborghini Huracan GT3 EVO	Ezequiel Perez Com	ARG	PROAM	9	18	8	1:48.104	1.878	0.098	155.0
25	33	HTP Motorsport / Winward Racing	DEU	Mercedes AMG GT3	Russell Ward	USA	PROAM	10	14	6	1:48.215	1.989	0.111	154.8
26	10	SPS Automotive Performance	DEU	Mercedes AMG GT3	Miguel Ramos	PRT	PRO	16	14	13	1:48.275	2.049	0.060	154.7
27	19	Raton Racing by Target	ITA	Lamborghini Huracan GT3 EVO	Raffaele Giammaria	ITA	PROAM	11	16	13	1:48.280	2.054	0.005	154.7
28	12	Ombra Racing	ITA	Lamborghini Huracan GT3 EVO	Federico Leo	ITA	PRO	17	17	15	1:48.441	2.215	0.161	154.5
29	12	Ombra Racing	ITA	Lamborghini Huracan GT3 EVO	Najiy Razak	MYS	PRO	18	15	9	1:48.616	2.390	0.175	154.2
30	8	Antonelli MotorSport	ITA	Mercedes AMG GT3	Giuseppe Cipriani	ITA	AM	1	32	18	1:48.740	2.514	0.124	154.1
31	3	Senkyr Motorsport	CZE	BMW M6 GT3	Beitske Visser	NLD	PRO	19	14	13	1:48.746	2.520	0.006	154.1
32	19	Raton Racing by Target	ITA	Lamborghini Huracan GT3 EVO	Jiatong Liang	CHN	PROAM	12	16	10	1:48.783	2.557	0.037	154.0
33	20	SPS Automotive Performance	DEU	Mercedes AMG GT3	Valentin Pierburg	DEU	PROAM	13	13	8	1:48.888	2.662	0.105	153.9
34	16	Teo Martín Motorsport	ESP	McLaren 720 s	Marcelo Hahn	BRA	PROAM	14	14	4	1:49.100	2.874	0.212	153.6
35	77	Olimp Racing	POL	Audi R8 LMS EVO	Marcin Jedlinski	POL	PROAM	15	8	3	1:49.195	2.969	0.095	153.4
36	27	Lazarus Racing	ITA	Lamborghini Huracan GT3 EVO	Eliseo Martinez	ESP	PROAM	16	14	7	1:49.413	3.187	0.218	153.1
37	90	Raton Racing by Target	ITA	Lamborghini Huracan GT3 EVO	Christoph Lenz	CHE	PROAM	17	13	13	1:49.487	3.261	0.074	153.0
38	13	GetSpeed Performance	DEU	Mercedes AMG GT3	Denis Remenyako	RUS	PROAM	18	14	8	1:49.624	3.398	0.137	152.8
39	11	GetSpeed Performance	DEU	Mercedes AMG GT3	Janine Hill	GBR	AM	2	18	3	1:50.423	4.197	0.799	151.7
40	11	GetSpeed Performance	DEU	Mercedes AMG GT3	John Shoffner	USA	AM	3	13	4	1:51.477	5.251	1.054	150.3
41	4	Boutsen Ginion	BEL	Lamborghini Huracan GT3 EVO	Claude-Yves Gosseli	FRA	AM	4	18	8	1:52.824	6.598	1.347	148.5
42	4	Boutsen Ginion	BEL	Lamborghini Huracan GT3 EVO	Pierre Feligioni	FRA	AM	5	13	9	1:53.354	7.128	0.530	147.8
43	5	Olimp Racing	POL	Mercedes AMG GT3	Stanislaw Jedlinski	POL	AM	6	12	3	1:59.997	13.771	6.643	139.6





Circuito de Barcelona

International GT Open

Race - 2

Distance and Speed Average



Cls	Nº	Entrant/Team	Nat	Driver 1	Nat	Driver 2	Nat	Vehicle	Cat	Cls	Laps	Distance	Total Time	Km/h
1	14	Emil Frey Racing		Norbert Siedler		<u>Mikaël Grenier</u>		Lamborghini Huracan GT3 EVO	PRO	1	32	148.96	1:00:12.028	148.4
2	63	Emil Frey Racing		<u>Albert Costa</u>		Giacomo Altoè		Lamborghini Huracan GT3 EVO	PRO	2	32	148.96	1:00:12.559	148.4
3	22	Sports and You		Guilherme Salas				Mercedes AMG GT3	PRO	3	32	148.96	1:00:13.998	148.3
4	59	Teo Martín Motorsport		Martin Kodrić		<u>Henrique Chaves</u>		McLaren 720 s	PRO	4	32	148.96	1:00:15.133	148.3
5	96	Optimum Motorsport		<u>Oliver Wilkinson</u>		Darren Turner		Aston Martin GT3 AMR MY2019	PRO	5	32	148.96	1:00:15.819	148.3
6	6	Antonelli MotorSport		Riccardo Agostini		<u>Loris Spinelli</u>		Mercedes AMG GT3	PRO	6	32	148.96	1:00:16.416	148.2
7	10	SPS Automotive Performance		<u>Miguel Ramos</u>		Fabrizio Crestani		Mercedes AMG GT3	PRO	7	32	148.96	1:00:16.906	148.2
8	17	Teo Martín Motorsport		Fran Rueda		<u>Andrés Saravia</u>		McLaren 720 s	PRO	8	32	148.96	1:00:17.436	148.2
9	3	Senkyr Motorsport		<u>Beitske Visser</u>		Richard Gonda		BMW M6 GT3	PRO	9	32	148.96	1:00:22.141	148.0
10	16	Teo Martín Motorsport		Marcelo Hahn		<u>Allam Khodair</u>		McLaren 720 s	PROAM	1	32	148.96	1:00:24.089	147.9
11	13	GetSpeed Performance		<u>Denis Remenyako</u>		Fabian Schiller		Mercedes AMG GT3	PROAM	2	32	148.96	1:00:24.957	147.9
12	12	Ombra Racing		<u>Federico Leo</u>		Najiy Razak		Lamborghini Huracan GT3 EVO	PRO	10	32	148.96	1:00:27.215	147.8
13	33	HTP Motorsport / Winward Racing		Russell Ward		<u>Indy Dontje</u>		Mercedes AMG GT3	PROAM	3	32	148.96	1:00:27.877	147.8
14	27	Lazarus Racing		Ezequiel Perez Companc		<u>Eliseo Martínez</u>		Lamborghini Huracan GT3 EVO	PROAM	4	32	148.96	1:00:28.740	147.7
15	19	Raton Racing by Target		Jiatong Liang		<u>Raffaele Giammaria</u>		Lamborghini Huracan GT3 EVO	PROAM	5	32	148.96	1:00:32.139	147.6
16	20	SPS Automotive Performance		Valentin Pierburg		<u>Tom Onslow-Cole</u>		Mercedes AMG GT3	PROAM	6	32	148.96	1:00:35.440	147.5
17	8	Antonelli MotorSport		Giuseppe Cipriani				Mercedes AMG GT3	AM	1	32	148.96	1:00:35.968	147.4
18	90	Raton Racing by Target		Christoph Lenz		<u>Franck Perera</u>		Lamborghini Huracan GT3 EVO	PROAM	7	32	148.96	1:00:44.224	147.1
19	11	GetSpeed Performance		Janine Hill		<u>John Shoffner</u>		Mercedes AMG GT3	AM	2	31	144.30	1:00:40.570	142.6
20	4	Boutsen Ginion		Claude-Yves Gosselin		<u>Pierre Feligioni</u>		Lamborghini Huracan GT3 EVO	AM	3	31	144.30	1:00:50.942	142.2
21	77	Olimp Racing		Marcin Jedlinski		<u>Mateusz Lisowski</u>		Audi R8 LMS EVO	PROAM	8	27	125.68	50:35.680	149.0
22	66	Vincenzo Sospiri Racing		<u>Frederik Schandorff</u>		Tuomas Tujula		Lamborghini Huracan GT3 EVO	PROAM	9	26	121.03	48:37.544	149.3
Not classified: (Requirements: 75% of number laps of leader = 24 Laps)														
5		Olimp Racing		Stanislaw Jedlinski				Mercedes AMG GT3	AM	4	12	55.86	25:10.628	133.1





Circuit de Barcelona
International GT Open
Race - 2
Lap Analysis



3

1 Beitske Visser
 BMW M6 GT3
 Senkyr Motorsport

4

1 Claude-Yves Gosselin
 Lamborghini Huracan GT3 EVO
 Boutsen Ginion

Lap	D	Time	Sector 1	Sector 2	Sector 3	T. Spd	Elapsed	Lap	D	Time	Sector 1	Sector 2	Sector 3	T. Spd	Elapsed
1	1	2:01.735	38.753	44.012	38.970		2:01.735	1	2	2:04.497	40.060	45.224	39.213		2:04.497
2	1	1:50.821	31.900	42.346	36.575	262.1	3:52.556	2	2	1:54.857	33.052	43.657	38.148	251.1	3:59.354
3	1	1:49.759	31.350	42.029	36.380	262.1	5:42.315	3	2	1:55.002	33.142	43.587	38.273	251.7	5:54.356
4	1	1:49.892	31.222	41.954	36.716	262.1	7:32.207	4	2	1:54.525	32.816	43.546	38.163	249.4	7:48.881
5	1	1:50.197	31.773	42.045	36.379	260.8	9:22.404	5	2	2:04.405	32.739	52.961	38.705	249.4	9:53.286
6	1	1:49.841	31.093	42.131	36.617	260.8	11:12.245	6	2	1:55.147	32.802	43.984	38.361	248.8	11:48.433
7	1	1:49.355	31.004	41.808	36.543	258.9	13:01.600	7	2	1:55.309	33.051	43.911	38.347	249.4	13:43.742
8	1	1:48.999	31.005	41.798	36.196	260.8	14:50.599	8	2	1:54.449	33.045	43.572	37.832	247.1	15:38.191
9	1	1:48.834	30.956	41.771	36.107	264.7	16:39.433	9	2	1:53.354	32.408	43.118	37.828	250.0	17:31.545
10	1	1:49.174	31.073	41.970	36.131	262.1	18:28.607	10	2	1:53.943	32.445	43.478	38.020	250.0	19:25.488
11	1	1:49.028	30.929	41.888	36.211	260.2	20:17.635	11	2	1:54.375	32.807	43.329	38.239	250.0	21:19.863
12	1	1:48.828	31.005	41.640	36.183	260.2	22:06.463	12	2	1:53.994	32.840	43.261	37.893	248.2	23:13.857
13	1	1:48.746	30.806	41.725	36.215	263.4	23:55.209	13	2	2:02.000 P	32.499	43.422	46.079	250.5	25:15.857
14	1	1:52.665 P	30.868	41.605	40.192	260.8	25:47.874	14	1	3:13.895	1:50.855	44.188	38.852	183.3	28:29.752
15	2	2:50.113	1:33.307	41.090	35.716	192.1	28:37.987	15	1	1:55.930	32.619	45.265	38.046	252.3	30:25.682
16	2	1:47.675	30.602	41.126	35.947	266.0	30:25.662	16	1	1:53.300	32.613	43.232	37.455	250.5	32:18.982
17	2	1:48.040	30.551	41.272	36.217	260.2	32:13.702	17	1	1:53.230	32.269	43.166	37.795	250.0	34:12.212
18	2	1:47.570	30.445	41.213	35.912	262.7	34:01.272	18	1	1:55.408	32.378	45.154	37.876	250.0	36:07.620
19	2	1:49.045	31.618	41.584	35.843	262.1	35:50.317	19	1	1:53.751	32.427	43.633	37.691	251.1	38:01.371
20	2	1:48.608	30.584	41.775	36.249	263.4	37:38.925	20	1	1:53.452	32.273	43.585	37.594	248.8	39:54.823
21	2	1:48.512	30.795	41.576	36.141	262.7	39:27.437	21	1	1:52.824	32.407	42.939	37.478	248.2	41:47.647
22	2	1:48.572	30.784	41.520	36.268	258.3	41:16.009	22	1	1:52.915	32.292	43.233	37.390	250.0	43:40.562
23	2	1:48.195	30.702	41.478	36.015	260.8	43:04.204	23	1	1:53.000	32.236	43.155	37.609	251.7	45:33.562
24	2	1:48.378	30.689	41.664	36.025	264.0	44:52.582	24	1	1:53.433	32.487	43.314	37.632	248.2	47:26.995
25	2	1:48.309	30.719	41.588	36.002	262.7	46:40.891	25	1	1:53.292	32.262	43.331	37.699	248.2	49:20.287
26	2	1:50.492	30.885	43.159	36.448	262.7	48:31.383	26	1	1:55.960	32.405	44.925	38.630	248.8	51:16.247
27	2	1:49.179	30.864	41.551	36.764	263.4	50:20.562	27	1	1:55.457	32.839	44.527	38.091	250.0	53:11.704
28	2	1:56.131	31.853	46.972	37.306	262.1	52:16.693	28	1	1:55.054	32.741	43.800	38.513	247.1	55:06.758
29	2	2:36.629	32.029	1:17.341	47.259	228.8	54:53.322	29	1	1:55.156	32.827	43.913	38.416	249.4	57:01.914
30	2	1:49.693	31.094	42.091	36.508	266.6	56:43.015	30	1	1:54.950	32.976	43.930	38.044	250.5	58:56.864
31	2	1:50.046	31.081	42.031	36.934	266.6	58:33.061	31	1	1:54.078	32.535	43.539	38.004	251.7	1:00:50.942
32	2	1:49.080	30.932	41.716	36.432	260.8	1:00:22.141								

5

1 Stanislaw Jedlinski
 Mercedes AMG GT3
 Olimp Racing

Lap	D	Time	Sector 1	Sector 2	Sector 3	T. Spd	Elapsed
1		2:05.894	40.925	45.768	39.201		2:05.894
2		2:00.080	33.827	46.323	39.930	247.7	4:05.974
3		1:59.997	33.859	46.516	39.622	244.8	6:05.971
4		2:01.550	33.929	46.793	40.828	246.0	8:07.521
5		2:01.757	34.233	47.008	40.516	245.4	10:09.278
6		2:03.002	34.589	46.624	41.789	247.1	12:12.280
7		2:03.567	34.877	47.223	41.467	245.4	14:15.847
8		2:13.356	35.076	48.764	49.516	246.0	16:29.203
9		2:12.328	37.392	51.509	43.427	240.5	18:41.531
10		2:05.859	36.253	47.705	41.901	243.7	20:47.390
11		2:07.599	35.069	48.064	44.466	245.4	22:54.989
12		2:15.639 P	36.559	49.567	49.513	244.8	25:10.628





Circuit de Barcelona
International GT Open
Race - 2
Lap Analysis



6 PRO							8 AM								
1 Riccardo Agostini Mercedes AMG GT3							1 Giuseppe Cipriani Mercedes AMG GT3								
2 Loris Spinelli Antonelli MotorSport							2 Antonelli MotorSport								
Lap	D	Time	Sector 1	Sector 2	Sector 3	T. Spd	Elapsed	Lap	D	Time	Sector 1	Sector 2	Sector 3	T. Spd	Elapsed
1	2	1:54.526	36.195	42.495	35.836		1:54.526	1		2:03.067	39.317	44.789	38.961		2:03.067
2	2	1:48.868	31.608	41.564	35.696	254.1	3:43.394	2		1:54.324	32.443	44.088	37.793	254.1	3:57.391
3	2	1:48.352	31.110	41.514	35.728	255.3	5:31.746	3		1:51.484	31.998	42.656	36.830	252.3	5:48.875
4	2	1:48.188	31.054	41.528	35.606	254.7	7:19.934	4		1:51.275	31.797	42.935	36.543	253.5	7:40.150
5	2	1:48.178	31.050	41.607	35.521	259.6	9:08.112	5		1:51.533	31.849	43.032	36.652	252.9	9:31.683
6	2	1:48.051	31.082	41.424	35.545	255.3	10:56.163	6		1:51.251	31.854	42.706	36.691	252.3	11:22.934
7	2	1:47.986	30.854	41.425	35.707	257.7	12:44.149	7		1:51.010	31.730	42.551	36.729	252.9	13:13.944
8	2	1:47.969	30.877	41.433	35.659	255.9	14:32.118	8		1:50.518	31.786	42.347	36.385	252.3	15:04.462
9	2	1:48.556	30.993	41.413	36.150	257.7	16:20.674	9		1:50.517	31.607	42.403	36.507	253.5	16:54.979
10	2	1:47.793	30.872	41.297	35.624	257.1	18:08.467	10		1:50.130	31.621	42.247	36.262	252.3	18:45.109
11	2	1:47.650	30.806	41.329	35.515	256.5	19:56.117	11		1:50.806	31.907	42.315	36.584	253.5	20:35.915
12	2	1:48.252	30.971	41.575	35.706	257.1	21:44.369	12		1:50.521	31.659	42.315	36.547	252.3	22:26.436
13	2	1:48.347	31.017	41.418	35.912	258.3	23:32.716	13		1:50.663	31.634	42.455	36.574	252.9	24:17.099
14	2	1:53.455 P	30.831	41.509	41.115	258.9	25:26.171	14		1:50.374	31.636	42.193	36.545	254.1	26:07.473
15	1	3:01.477	1:43.909	41.554	36.014	189.1	28:27.648	15		1:50.362	31.584	42.232	36.546	253.5	27:57.835
16	1	1:47.453	31.050	40.906	35.497	256.5	30:15.101	16		1:55.430 P	31.616	42.229	41.585	255.3	29:53.265
17	1	1:46.737	30.851	40.854	35.032	255.3	32:01.838	17		3:03.318	1:45.702	41.751	35.865	184.3	32:56.583
18	1	1:46.828	30.662	40.951	35.215	256.5	33:48.666	18		1:48.740	31.246	41.613	35.881	252.9	34:45.323
19	1	1:47.046	30.683	41.123	35.240	256.5	35:35.712	19		1:49.470	31.283	41.918	36.269	252.9	36:34.793
20	1	1:48.840	30.754	42.375	35.711	257.1	37:24.552	20		1:49.262	31.406	41.866	35.990	254.1	38:24.055
21	1	1:49.063	30.819	41.541	36.703	257.7	39:13.615	21		1:49.651	31.540	41.892	36.219	252.3	40:13.706
22	1	1:48.801	31.183	41.941	35.677	258.3	41:02.416	22		1:49.272	31.268	41.889	36.115	252.9	42:02.978
23	1	1:47.344	30.738	41.255	35.351	257.1	42:49.760	23		1:49.726	31.546	41.890	36.290	254.1	43:52.704
24	1	1:48.419	30.720	41.965	35.734	259.6	44:38.179	24		1:49.347	31.314	41.845	36.188	254.1	45:42.051
25	1	1:47.786	30.760	41.440	35.586	257.7	46:25.965	25		1:49.594	31.217	42.052	36.325	253.5	47:31.645
26	1	1:48.373	31.337	41.362	35.674	254.1	48:14.338	26		1:49.858	31.286	42.405	36.167	252.9	49:21.503
27	1	1:48.194	30.890	41.512	35.792	258.3	50:02.532	27		1:52.655	31.615	43.841	37.199	254.7	51:14.158
28	1	1:52.103	30.846	43.237	38.020	257.1	51:54.635	28		1:51.667	31.902	42.951	36.814	253.5	53:05.825
29	1	2:55.843	39.755	1:26.985	49.103	204.9	54:50.478	29		1:52.489	31.751	42.238	38.500	253.5	54:58.314
30	1	1:49.250	31.330	41.986	35.934	255.9	56:39.728	30		1:54.123	33.483	43.273	37.367	257.1	56:52.437
31	1	1:48.566	30.913	41.650	36.003	257.7	58:28.294	31		1:52.457	31.974	42.985	37.498	255.3	58:44.894
32	1	1:48.122	30.938	41.393	35.791	257.7	1:00:16.416	32		1:51.074	31.437	42.208	37.429	254.7	1:00:35.968





Circuit de Barcelona
International GT Open
Race - 2
Lap Analysis



10

1 Miguel Ramos Mercedes AMG GT3
 2 Fabrizio Crestani SPS Automotive Performance

11

1 Janine Hill Mercedes AMG GT3
 2 John Shoffner GetSpeed Performance

Lap	D	Time	Sector 1	Sector 2	Sector 3	T. Spd	Elapsed	Lap	D	Time	Sector 1	Sector 2	Sector 3	T. Spd	Elapsed
1	1	1:59.110	37.166	43.939	38.005		1:59.110	1	2	2:02.655	39.077	44.519	39.059		2:02.655
2	1	1:49.414	31.214	41.936	36.264	255.9	3:48.524	2	2	1:55.312	31.927	44.361	39.024	254.7	3:57.967
3	1	1:49.520	31.085	42.002	36.433	257.1	5:38.044	3	2	1:53.426	32.434	43.353	37.639	254.1	5:51.393
4	1	1:50.956	31.287	43.491	36.178	254.1	7:29.000	4	2	1:51.477	31.695	42.741	37.041	255.9	7:42.870
5	1	1:48.852	30.951	41.708	36.193	257.1	9:17.852	5	2	1:51.697	31.945	42.493	37.259	255.9	9:34.567
6	1	1:49.491	31.284	42.052	36.155	257.1	11:07.343	6	2	1:53.427	32.014	43.523	37.890	254.7	11:27.994
7	1	1:48.832	31.074	41.833	35.925	256.5	12:56.175	7	2	1:51.973	31.917	42.972	37.084	254.7	13:19.967
8	1	1:48.621	31.022	41.545	36.054	255.9	14:44.796	8	2	1:52.576	31.481	43.090	38.005	256.5	15:12.543
9	1	1:48.278	30.964	41.451	35.863	257.7	16:33.074	9	2	1:53.544	31.751	43.846	37.947	256.5	17:06.087
10	1	1:49.519	32.034	41.588	35.897	257.7	18:22.593	10	2	1:53.429	31.866	43.803	37.760	255.3	18:59.516
11	1	1:48.679	31.084	41.517	36.078	256.5	20:11.272	11	2	1:54.931	31.805	44.610	38.516	254.1	20:54.447
12	1	1:48.699	31.209	41.707	35.783	255.9	21:59.971	12	2	1:55.618	32.688	44.215	38.715	253.5	22:50.065
13	1	1:48.275	31.025	41.357	35.893	256.5	23:48.246	13	2	2:04.311 P	32.479	45.594	46.238	253.5	24:54.376
14	1	1:54.376 P	31.053	41.837	41.486	257.1	25:42.622	14	1	2:56.984	1:36.668	43.303	37.013	190.8	27:51.360
15	2	2:50.006	1:33.485	41.169	35.352	188.4	28:32.628	15	1	1:51.302	31.748	42.666	36.888	257.1	29:42.662
16	2	1:46.952	30.453	41.070	35.429	258.3	30:19.580	16	1	1:50.423	31.838	42.030	36.555	255.9	31:33.085
17	2	1:46.855	30.439	40.944	35.472	256.5	32:06.435	17	1	1:51.601	31.663	42.672	37.266	255.3	33:24.686
18	2	1:46.820	30.395	40.831	35.594	257.7	33:53.255	18	1	1:51.138	31.757	42.598	36.783	255.3	35:15.824
19	2	1:46.724	30.478	40.864	35.382	257.1	35:39.979	19	1	1:51.867	31.773	42.688	37.406	256.5	37:07.691
20	2	1:47.437	30.718	41.252	35.467	258.3	37:27.416	20	1	1:53.535	31.997	44.035	37.503	255.3	39:01.226
21	2	1:47.548	30.663	41.085	35.800	257.1	39:14.964	21	1	1:51.738	32.052	42.483	37.203	256.5	40:52.964
22	2	1:50.032	30.958	42.681	36.393	260.2	41:04.996	22	1	1:54.063	32.343	43.451	38.269	256.5	42:47.027
23	2	1:48.720	30.693	41.911	36.116	258.3	42:53.716	23	1	1:53.237	32.445	42.745	38.047	257.7	44:40.264
24	2	1:48.064	30.695	41.254	36.115	257.7	44:41.780	24	1	1:53.409	32.031	43.926	37.452	258.9	46:33.673
25	2	1:48.605	30.729	42.121	35.755	258.9	46:30.385	25	1	1:53.894	33.050	43.115	37.729	257.1	48:27.567
26	2	1:47.862	30.609	41.526	35.727	256.5	48:18.247	26	1	1:52.724	31.971	43.118	37.635	257.1	50:20.291
27	2	1:47.712	30.733	41.254	35.725	258.3	50:05.959	27	1	1:59.449	33.280	46.967	39.202	257.1	52:19.740
28	2	1:52.929	30.739	43.763	38.427	258.9	51:58.888	28	1	2:34.859	33.024	1:13.922	47.913	256.5	54:54.599
29	2	2:52.637	36.672	1:27.759	48.206	255.3	54:51.525	29	1	1:55.573	32.990	44.170	38.413	255.9	56:50.172
30	2	1:49.137	31.581	41.859	35.697	258.9	56:40.662	30	1	1:55.571	32.782	44.049	38.740	258.3	58:45.743
31	2	1:48.078	30.712	41.570	35.796	258.9	58:28.740	31	1	1:54.827	32.654	43.505	38.668	257.1	1:00:40.570
32	2	1:48.166	30.741	41.572	35.853	260.2	1:00:16.906								





Circuit de Barcelona
International GT Open
Race - 2
Lap Analysis



12

1 Federico Leo
 Lamborghini Huracan GT3 EVO
 PRO
 2 Najiy Razak
 Ombra Racing

13

1 Denis Remenyako
 Mercedes AMG GT3
 PROAM
 2 Fabian Schiller
 GetSpeed Performance

Lap	D	Time	Sector 1	Sector 2	Sector 3	T. Spd	Elapsed	Lap	D	Time	Sector 1	Sector 2	Sector 3	T. Spd	Elapsed
1	1	2:00.793	37.849	44.186	38.758		2:00.793	1	1	2:02.174	38.495	44.732	38.947		2:02.174
2	1	1:50.134	31.880	41.955	36.299	257.1	3:50.927	2	1	1:52.396	32.068	43.248	37.080	257.1	3:54.570
3	1	1:49.271	31.334	41.786	36.151	256.5	5:40.198	3	1	1:51.130	31.747	42.358	37.025	253.5	5:45.700
4	1	1:49.542	31.214	41.903	36.425	257.7	7:29.740	4	1	1:50.643	31.656	42.154	36.833	254.7	7:36.343
5	1	1:49.050	31.227	41.638	36.185	256.5	9:18.790	5	1	1:50.734	31.457	42.224	37.053	254.7	9:27.077
6	1	1:49.359	31.383	41.888	36.088	257.7	11:08.149	6	1	1:50.775	31.544	41.937	37.294	254.1	11:17.852
7	1	1:48.992	31.202	41.722	36.068	257.1	12:57.141	7	1	1:50.194	31.309	42.065	36.820	255.3	13:08.046
8	1	1:48.868	31.133	41.791	35.944	257.7	14:46.009	8	1	1:49.624	31.543	41.775	36.306	255.9	14:57.670
9	1	1:48.951	31.095	41.619	36.237	260.8	16:34.960	9	1	1:50.463	31.517	42.464	36.482	256.5	16:48.133
10	1	1:49.001	31.301	41.659	36.041	260.2	18:23.961	10	1	1:50.306	31.619	41.850	36.837	255.3	18:38.439
11	1	1:48.903	31.087	41.668	36.148	258.3	20:12.864	11	1	1:49.846	31.272	42.052	36.522	254.7	20:28.285
12	1	1:48.616	31.102	41.547	35.967	258.3	22:01.480	12	1	1:50.023	31.394	41.823	36.806	254.7	22:18.308
13	1	1:48.812	31.026	41.777	36.009	258.9	23:50.292	13	1	1:50.282	31.522	41.881	36.879	255.3	24:08.590
14	1	1:48.727	30.955	41.653	36.119	258.9	25:39.019	14	1	1:57.100 P	31.147	43.378	42.575	257.1	26:05.690
15	1	1:48.441	30.964	41.596	35.881	258.3	27:27.460	15	2	2:50.391	1:33.909	41.049	35.433	190.4	28:56.081
16	1	1:48.841	30.971	41.677	36.193	258.9	29:16.301	16	2	1:46.226	30.419	40.681	35.126	258.3	30:42.307
17	1	1:54.031 P	31.000	41.922	41.109	257.7	31:10.332	17	2	1:46.572	30.613	40.693	35.266	257.7	32:28.879
18	2	2:57.485	1:36.893	42.049	38.543	189.8	34:07.817	18	2	1:46.748	30.542	40.764	35.442	257.7	34:15.627
19	2	1:49.312	30.992	41.938	36.382	257.1	35:57.129	19	2	1:48.948	30.623	41.888	36.437	259.6	36:04.575
20	2	1:49.440	31.088	42.033	36.319	259.6	37:46.569	20	2	1:48.788	30.944	41.287	36.557	258.9	37:53.363
21	2	1:49.555	31.355	41.947	36.253	260.2	39:36.124	21	2	1:48.094	31.084	41.192	35.818	258.9	39:41.457
22	2	1:51.335	32.477	42.013	36.845	260.8	41:27.459	22	2	1:47.775	30.744	41.329	35.702	259.6	41:29.232
23	2	1:50.276	31.204	41.980	37.092	260.2	43:17.735	23	2	1:48.893	31.919	41.222	35.752	260.8	43:18.125
24	2	1:49.004	31.152	41.835	36.017	260.2	45:06.739	24	2	1:48.939	31.620	41.770	35.549	260.8	45:07.064
25	2	1:49.529	30.992	41.754	36.783	257.1	46:56.268	25	2	1:48.085	31.014	41.540	35.531	259.6	46:55.149
26	2	1:48.616	31.032	41.430	36.154	260.2	48:44.884	26	2	1:47.107	30.700	41.070	35.337	257.7	48:42.256
27	2	1:48.691	30.914	41.722	36.055	259.6	50:33.575	27	2	1:47.241	30.686	41.232	35.323	257.7	50:29.497
28	2	1:53.900	32.736	44.523	36.641	257.7	52:27.475	28	2	1:51.649	30.917	42.706	38.026	257.7	52:21.146
29	2	2:28.839	31.480	1:10.785	46.574	258.9	54:56.314	29	2	2:34.586	33.131	1:14.407	47.048	240.5	54:55.732
30	2	1:52.568	33.734	42.459	36.375	261.5	56:48.882	30	2	1:51.081	32.760	42.053	36.268	258.9	56:46.813
31	2	1:48.688	30.843	41.762	36.083	258.9	58:37.570	31	2	1:49.082	31.052	41.742	36.288	260.2	58:35.895
32	2	1:49.645	30.961	42.085	36.599	260.2	1:00:27.215	32	2	1:49.062	31.212	41.715	36.135	262.1	1:00:24.957





Circuit de Barcelona
International GT Open
Race - 2
Lap Analysis



14

1 Norbert Siedler
 Lamborghini Huracan GT3 EVO

16

1 Marcelo Hahn
 McLaren 720 s

PRO 2 Mikaël Grenier Emil Frey Racing PROAM 2 Allam Khodair Teo Martín Motorsport

Lap	D	Time	Sector 1	Sector 2	Sector 3	T. Spd	Elapsed	Lap	D	Time	Sector 1	Sector 2	Sector 3	T. Spd	Elapsed
1	2	1:52.439	35.256	41.517	35.666		1:52.439	1	2	1:52.864	35.800	41.399	35.665		1:52.864
2	2	1:48.446	31.060	41.655	35.731	256.5	3:40.885	2	2	1:48.353	31.232	41.436	35.685	257.7	3:41.217
3	2	1:47.952	30.883	41.357	35.712	257.1	5:28.837	3	2	1:48.093	31.059	41.372	35.662	260.2	5:29.310
4	2	1:48.255	30.972	41.544	35.739	257.1	7:17.092	4	2	1:48.140	30.975	41.460	35.705	260.2	7:17.450
5	2	1:47.702	30.785	41.254	35.663	256.5	9:04.794	5	2	1:47.991	30.888	41.248	35.855	260.8	9:05.441
6	2	1:48.078	30.826	41.609	35.643	257.1	10:52.872	6	2	1:47.888	30.957	41.316	35.615	260.8	10:53.329
7	2	1:48.000	30.844	41.438	35.718	257.1	12:40.872	7	2	1:48.028	30.985	41.218	35.825	258.9	12:41.357
8	2	1:47.978	30.912	41.343	35.723	258.3	14:28.850	8	2	1:48.031	30.982	41.412	35.637	260.8	14:29.388
9	2	1:47.721	30.756	41.295	35.670	258.9	16:16.571	9	2	1:47.856	31.009	41.321	35.526	262.7	16:17.244
10	2	1:47.443	30.648	41.265	35.530	259.6	18:04.014	10	2	1:47.720	30.746	41.335	35.639	260.8	18:04.964
11	2	1:47.846	30.807	41.307	35.732	258.3	19:51.860	11	2	1:47.720	30.748	41.385	35.587	260.8	19:52.684
12	2	1:47.926	30.791	41.436	35.699	258.9	21:39.786	12	2	1:47.817	30.699	41.543	35.575	260.8	21:40.501
13	2	1:48.171	30.812	41.553	35.806	258.3	23:27.957	13	2	1:48.007	30.707	41.591	35.709	261.5	23:28.508
14	2	1:53.098 P	30.899	41.673	40.526	259.6	25:21.055	14	2	1:48.372	30.789	41.712	35.871	261.5	25:16.880
15	1	2:54.400	1:38.489	40.968	34.943	189.8	28:15.455	15	2	1:47.425	30.598	41.311	35.516	260.2	27:04.305
16	1	1:47.476	31.219	41.291	34.966	257.1	30:02.931	16	2	1:47.565	30.791	41.376	35.398	261.5	28:51.870
17	1	1:46.600	30.531	40.873	35.196	255.9	31:49.531	17	2	1:47.791	30.715	41.512	35.564	263.4	30:39.661
18	1	1:46.375	30.507	40.702	35.166	255.3	33:35.906	18	2	1:52.597 P	30.829	41.545	40.223	261.5	32:32.258
19	1	1:46.975	30.703	40.990	35.282	256.5	35:22.881	19	1	2:54.028	1:35.791	42.171	36.066	189.1	35:26.286
20	1	1:46.441	30.370	40.946	35.125	257.1	37:09.322	20	1	1:50.727	32.008	42.134	36.585	259.6	37:17.013
21	1	1:47.067	30.534	41.238	35.295	257.7	38:56.389	21	1	1:50.065	31.241	42.098	36.726	260.8	39:07.078
22	1	1:46.474	30.562	40.794	35.118	255.9	40:42.863	22	1	1:49.100	31.037	41.985	36.078	259.6	40:56.178
23	1	1:47.330	30.624	41.315	35.391	255.9	42:30.193	23	1	1:49.879	31.250	41.751	36.878	261.5	42:46.057
24	1	1:47.772	30.770	41.374	35.628	256.5	44:17.965	24	1	1:49.254	30.967	42.113	36.174	260.8	44:35.311
25	1	1:47.511	30.720	41.210	35.581	255.9	46:05.476	25	1	1:49.435	31.017	42.018	36.400	260.8	46:24.746
26	1	1:48.174	30.932	41.645	35.597	254.7	47:53.650	26	1	1:50.923	32.255	42.455	36.213	217.7	48:15.669
27	1	1:48.055	31.053	41.402	35.600	255.3	49:41.705	27	1	1:49.334	31.225	41.946	36.163	260.8	50:05.003
28	1	1:55.863	30.888	43.950	41.025	256.5	51:37.568	28	1	1:50.520	31.368	42.661	36.491	260.2	51:55.523
29	1	3:10.513	52.090	1:27.795	50.628	192.5	54:48.081	29	1	2:55.879	39.516	1:27.389	48.974	200.0	54:51.402
30	1	1:48.541	31.575	41.518	35.448	253.5	56:36.622	30	1	1:51.133	31.629	43.076	36.428	262.7	56:42.535
31	1	1:47.663	30.726	41.350	35.587	256.5	58:24.285	31	1	1:51.033	31.308	42.170	37.555	259.6	58:33.568
32	1	1:47.743	30.844	41.302	35.597	255.9	1:00:12.028	32	1	1:50.521	31.591	42.095	36.835	258.9	1:00:24.089





Circuit de Barcelona
International GT Open
Race - 2
Lap Analysis



17

1 Fran Rueda

McLaren 720 s 19

1 Jiatong Liang

Lamborghini Huracan GT3 EVO

PRO

2 Andrés Saravia

Teo Martin Motorsport

PROAM

2 Raffaele Giammaria

Raton Racing by Target

Lap	D	Time	Sector 1	Sector 2	Sector 3	T. Spd	Elapsed	Lap	D	Time	Sector 1	Sector 2	Sector 3	T. Spd	Elapsed
1	2	1:51.980	34.765	41.496	35.719		1:51.980	1	2	2:00.269	37.037	44.729	38.503		2:00.269
2	2	1:48.017	30.947	41.472	35.598	258.3	3:39.997	2	2	1:49.422	31.522	41.844	36.056	254.7	3:49.691
3	2	1:48.198	30.822	41.588	35.788	258.9	5:28.195	3	2	1:49.065	31.210	41.721	36.134	255.9	5:38.756
4	2	1:47.902	30.844	41.419	35.639	258.3	7:16.097	4	2	1:49.507	31.397	42.200	35.910	256.5	7:28.263
5	2	1:48.030	30.875	41.530	35.625	258.9	9:04.127	5	2	1:48.644	31.137	41.785	35.722	254.1	9:16.907
6	2	1:48.081	30.826	41.551	35.704	259.6	10:52.208	6	2	1:48.824	31.123	41.757	35.944	255.3	11:05.731
7	2	1:48.113	30.729	41.460	35.924	259.6	12:40.321	7	2	1:48.373	31.100	41.588	35.685	254.7	12:54.104
8	2	1:47.880	30.797	41.430	35.653	259.6	14:28.201	8	2	1:48.539	31.100	41.695	35.744	256.5	14:42.643
9	2	1:47.724	30.731	41.323	35.670	262.1	16:15.925	9	2	1:48.516	30.946	41.719	35.851	257.7	16:31.159
10	2	1:47.503	30.601	41.353	35.549	261.5	18:03.428	10	2	1:48.725	31.340	41.599	35.786	257.7	18:19.884
11	2	1:47.963	30.618	41.357	35.988	260.8	19:51.391	11	2	1:48.720	31.006	41.808	35.906	255.3	20:08.604
12	2	1:47.849	30.721	41.341	35.787	260.2	21:39.240	12	2	1:48.391	31.025	41.630	35.736	255.3	21:56.995
13	2	1:48.234	30.859	41.433	35.942	260.2	23:27.474	13	2	1:48.280	31.005	41.448	35.827	256.5	23:45.275
14	2	1:52.291 P	30.798	41.524	39.969	262.1	25:19.765	14	2	1:48.528	31.059	41.620	35.849	257.1	25:33.803
15	1	3:13.652	1:57.698	40.789	35.165	193.5	28:33.417	15	2	1:48.507	30.953	41.531	36.023	257.1	27:22.310
16	1	1:46.857	30.635	40.987	35.235	263.4	30:20.274	16	2	1:52.995 P	30.978	41.640	40.377	257.1	29:15.305
17	1	1:46.763	30.556	40.791	35.416	262.1	32:07.037	17	1	2:59.492	1:39.426	42.993	37.073	187.1	32:14.797
18	1	1:46.811	30.570	40.854	35.387	262.1	33:53.848	18	1	1:51.934	31.874	42.691	37.369	253.5	34:06.731
19	1	1:47.086	30.864	41.025	35.197	263.4	35:40.934	19	1	1:49.466	31.507	41.972	35.987	252.9	35:56.197
20	1	1:47.186	30.722	41.139	35.325	264.0	37:28.120	20	1	1:49.763	31.466	41.999	36.298	254.7	37:45.960
21	1	1:47.357	30.696	41.018	35.643	262.7	39:15.477	21	1	1:49.763	31.542	42.000	36.221	252.3	39:35.723
22	1	1:49.979	30.908	42.173	36.898	263.4	41:05.456	22	1	1:50.572	32.459	41.955	36.158	253.5	41:26.295
23	1	1:48.713	30.820	41.657	36.236	263.4	42:54.169	23	1	1:51.173	32.085	41.914	37.174	253.5	43:17.468
24	1	1:48.041	30.771	41.303	35.967	262.7	44:42.210	24	1	1:50.812	32.074	42.710	36.028	255.9	45:08.280
25	1	1:48.810	31.034	41.895	35.881	262.1	46:31.020	25	1	1:49.109	31.234	41.860	36.015	254.7	46:57.389
26	1	1:47.828	30.759	41.372	35.697	262.1	48:18.848	26	1	1:48.783	31.241	41.704	35.838	255.3	48:46.172
27	1	1:47.759	30.724	41.305	35.730	262.7	50:06.607	27	1	1:48.960	31.226	41.778	35.956	255.9	50:35.132
28	1	1:52.790	30.679	44.460	37.651	263.4	51:59.397	28	1	2:05.704	37.612	49.543	38.549	255.3	52:40.836
29	1	2:52.683	37.016	1:28.014	47.653	240.5	54:52.080	29	1	2:16.137	32.653	57.373	46.111	251.1	54:56.973
30	1	1:49.370	31.220	42.113	36.037	262.7	56:41.450	30	1	1:54.344	33.311	43.306	37.727	256.5	56:51.317
31	1	1:47.942	30.914	41.232	35.796	260.8	58:29.392	31	1	1:50.586	31.694	42.586	36.306	255.9	58:41.903
32	1	1:48.044	30.828	41.294	35.922	262.7	1:00:17.436	32	1	1:50.236	31.504	42.277	36.455	254.1	1:00:32.139





Circuit de Barcelona
International GT Open
Race - 2
Lap Analysis



20

1 Valentin Pierburg Mercedes AMG GT3
 PROAM 2 Tom Onslow-Cole SPS Automotive Performance

22

1 Guilherme Salas Mercedes AMG GT3
 PRO 2 Sports and You

Lap	D	Time	Sector 1	Sector 2	Sector 3	T. Spd	Elapsed	Lap	D	Time	Sector 1	Sector 2	Sector 3	T. Spd	Elapsed
1	2	1:55.818	36.230	43.595	35.993		1:55.818	1		1:53.887	35.794	42.228	35.865		1:53.887
2	2	1:48.076	30.841	41.504	35.731	255.9	3:43.894	2		1:48.928	31.184	41.699	36.045	255.3	3:42.815
3	2	1:48.223	30.890	41.633	35.700	257.7	5:32.117	3		1:48.272	31.003	41.481	35.788	254.7	5:31.087
4	2	1:48.349	31.062	41.637	35.650	257.7	7:20.466	4		1:48.012	30.953	41.402	35.657	254.7	7:19.099
5	2	1:48.232	30.880	41.654	35.698	257.7	9:08.698	5		1:48.036	30.988	41.382	35.666	254.7	9:07.135
6	2	1:48.149	30.897	41.521	35.731	258.9	10:56.847	6		1:48.208	30.859	41.478	35.871	255.3	10:55.343
7	2	1:48.004	30.825	41.482	35.697	258.9	12:44.851	7		1:48.096	30.931	41.537	35.628	256.5	12:43.439
8	2	1:48.112	30.883	41.496	35.733	258.3	14:32.963	8		1:48.179	30.927	41.488	35.764	255.9	14:31.618
9	2	1:48.447	30.940	41.476	36.031	258.9	16:21.410	9		1:48.464	30.861	41.500	36.103	256.5	16:20.082
10	2	1:48.204	30.895	41.454	35.855	257.1	18:09.614	10		1:47.675	30.819	41.320	35.536	256.5	18:07.757
11	2	1:47.905	30.814	41.359	35.732	257.7	19:57.519	11		1:47.781	30.759	41.258	35.764	255.9	19:55.538
12	2	1:47.955	30.948	41.359	35.648	257.7	21:45.474	12		1:48.183	30.938	41.379	35.866	255.3	21:43.721
13	2	1:48.119	30.968	41.354	35.797	258.3	23:33.593	13		1:48.086	30.878	41.426	35.782	255.9	23:31.807
14	2	1:48.426	30.825	41.412	36.189	260.2	25:22.019	14		1:48.122	30.945	41.479	35.698	257.1	25:19.929
15	2	1:49.608	30.930	42.562	36.116	258.3	27:11.627	15		1:51.822 P	30.906	41.228	39.688	257.7	27:11.751
16	2	1:48.013	31.024	41.289	35.700	257.7	28:59.640	16		2:55.513	1:39.221	41.015	35.277	189.8	30:07.264
17	2	1:48.120	30.941	41.271	35.908	258.9	30:47.760	17		1:46.919	30.573	40.854	35.492	255.3	31:54.183
18	2	1:47.765	30.941	41.258	35.566	257.1	32:35.525	18		1:47.111	30.721	40.838	35.552	254.7	33:41.294
19	2	1:52.123 P	30.764	41.295	40.064	255.9	34:27.648	19		1:47.294	30.666	41.127	35.501	255.9	35:28.588
20	1	2:53.460	1:33.990	42.968	36.502	186.5	37:21.108	20		1:48.540	30.789	41.433	36.318	257.1	37:17.128
21	1	1:51.858	31.431	42.979	37.448	256.5	39:12.966	21		1:49.319	31.508	41.920	35.891	256.5	39:06.447
22	1	1:50.699	30.919	42.562	37.218	258.9	41:03.665	22		1:47.537	30.754	41.191	35.592	256.5	40:53.984
23	1	1:51.330	31.397	42.167	37.766	258.3	42:54.995	23		1:47.798	30.990	41.176	35.632	257.1	42:41.782
24	1	1:49.562	31.173	42.166	36.223	259.6	44:44.557	24		1:47.823	30.871	41.185	35.767	255.9	44:29.605
25	1	1:49.533	31.165	42.047	36.321	258.9	46:34.090	25		1:47.816	30.891	41.202	35.723	255.3	46:17.421
26	1	1:50.318	32.003	42.131	36.184	258.9	48:24.408	26		1:47.604	30.770	41.205	35.629	254.7	48:05.025
27	1	1:48.888	31.039	41.831	36.018	257.7	50:13.296	27		1:47.440	30.667	41.176	35.597	255.9	49:52.465
28	1	1:56.663	31.079	47.432	38.152	258.3	52:09.959	28		1:50.731	30.702	42.417	37.612	255.3	51:43.196
29	1	2:43.007	36.645	1:18.508	47.854	193.8	54:52.966	29		3:05.619	48.413	1:27.798	49.408	197.0	54:48.815
30	1	1:51.268	32.420	42.451	36.397	258.9	56:44.234	30		1:49.219	31.419	42.013	35.787	255.9	56:38.034
31	1	1:49.667	31.066	42.222	36.379	258.3	58:33.901	31		1:48.211	30.925	41.439	35.847	257.1	58:26.245
32	1	1:51.539	32.339	42.154	37.046	259.6	1:00:25.440	32		1:47.753	30.750	41.270	35.733	256.5	1:00:13.998





Circuit de Barcelona
International GT Open
Race - 2
Lap Analysis



27

1 Ezequiel Perez Companc Lamborghini Huracan GT3 EVO

33

1 Russell Ward Mercedes AMG GT3

PROAM

2 Eliseo Martínez

Lazarus Racing

PROAM

2 Indy Dontje

HTP Motorsport / Winward Racing

Lap	D	Time	Sector 1	Sector 2	Sector 3	T. Spd	Elapsed	Lap	D	Time	Sector 1	Sector 2	Sector 3	T. Spd	Elapsed
1	2	2:01.279	38.262	44.157	38.860		2:01.279	1	2	1:58.479	36.651	43.858	37.970		1:58.479
2	2	1:50.717	31.940	42.400	36.377	256.5	3:51.996	2	2	1:49.456	31.467	41.843	36.146	257.1	3:47.935
3	2	1:49.600	31.533	41.897	36.170	254.7	5:41.596	3	2	1:48.530	31.093	41.664	35.773	255.9	5:36.465
4	2	1:50.219	31.554	41.849	36.816	255.9	7:31.815	4	2	1:48.121	30.989	41.401	35.731	257.1	7:24.586
5	2	1:49.871	31.919	41.895	36.057	254.7	9:21.686	5	2	1:48.184	30.968	41.360	35.856	257.1	9:12.770
6	2	1:51.096	31.533	42.233	37.330	254.1	11:12.782	6	2	1:48.505	31.147	41.608	35.750	257.1	11:01.275
7	2	1:49.413	31.443	41.943	36.027	255.9	13:02.195	7	2	1:48.512	30.888	41.609	36.015	258.3	12:49.787
8	2	1:49.454	31.470	41.857	36.127	255.9	14:51.649	8	2	1:48.554	30.986	41.527	36.041	258.9	14:38.341
9	2	1:49.425	31.465	41.916	36.044	257.7	16:41.074	9	2	1:49.640	31.456	41.668	36.516	258.9	16:27.981
10	2	1:49.806	31.672	42.022	36.112	255.9	18:30.880	10	2	1:49.152	31.163	41.702	36.287	258.9	18:17.133
11	2	1:49.441	31.614	41.774	36.053	254.7	20:20.321	11	2	1:48.422	30.950	41.570	35.902	258.3	20:05.555
12	2	1:49.529	31.535	42.040	35.954	254.1	22:09.850	12	2	1:48.720	31.080	41.597	36.043	258.9	21:54.275
13	2	1:49.524	31.411	42.125	35.988	254.7	23:59.374	13	2	1:48.293	30.838	41.482	35.973	258.9	23:42.568
14	2	1:53.767 P	31.267	41.911	40.589	256.5	25:53.141	14	2	1:48.469	31.129	41.507	35.833	260.2	25:31.037
15	1	2:56.992	1:40.008	41.502	35.482	186.5	28:50.133	15	2	1:48.217	30.929	41.458	35.830	259.6	27:19.254
16	1	1:48.125	31.097	41.462	35.566	255.3	30:38.258	16	2	1:48.204	30.809	41.433	35.962	260.8	29:07.458
17	1	1:48.123	31.193	41.341	35.589	253.5	32:26.381	17	2	1:47.931	30.868	41.450	35.613	258.9	30:55.389
18	1	1:48.292	31.024	41.689	35.579	257.1	34:14.673	18	2	1:52.353 P	30.917	41.454	39.982	257.7	32:47.742
19	1	1:49.531	30.987	42.414	36.130	258.3	36:04.204	19	1	3:03.694	1:45.224	42.530	35.940	187.8	35:51.436
20	1	1:48.360	30.993	41.466	35.901	256.5	37:52.564	20	1	1:48.350	31.032	41.496	35.822	258.3	37:39.786
21	1	1:48.185	31.009	41.596	35.580	255.9	39:40.749	21	1	1:48.732	31.266	41.426	36.040	257.7	39:28.518
22	1	1:48.104	30.958	41.370	35.776	255.9	41:28.853	22	1	1:48.475	30.856	41.896	35.723	258.3	41:16.993
23	1	2:00.524	42.643	42.113	35.768	257.7	43:29.377	23	1	1:48.622	30.985	41.644	35.993	258.3	43:05.615
24	1	1:48.341	31.139	41.562	35.640	255.3	45:17.718	24	1	1:48.215	30.853	41.412	35.950	260.2	44:53.830
25	1	1:48.514	31.154	41.820	35.540	254.1	47:06.232	25	1	1:48.506	30.819	41.688	35.999	258.3	46:42.336
26	1	1:48.334	31.000	41.455	35.879	254.1	48:54.566	26	1	1:49.843	31.700	41.750	36.393	258.3	48:32.179
27	1	1:48.429	31.098	41.606	35.725	255.9	50:42.995	27	1	1:49.395	30.990	41.872	36.533	259.6	50:21.574
28	1	1:58.027	33.253	46.255	38.519	255.3	52:41.022	28	1	1:59.264	33.198	46.817	39.249	260.2	52:20.838
29	1	2:16.225	32.918	57.898	45.409	242.6	54:57.247	29	1	2:34.660	32.838	1:14.190	47.632	253.5	54:55.498
30	1	1:53.280	33.184	43.291	36.805	254.1	56:50.527	30	1	1:51.028	32.499	42.293	36.236	257.1	56:46.526
31	1	1:49.150	31.716	41.650	35.784	257.1	58:39.677	31	1	1:49.057	30.987	41.786	36.284	258.9	58:35.583
32	1	1:49.063	31.172	41.551	36.340	257.1	1:00:28.740	32	1	1:52.294	31.228	43.548	37.518	259.6	1:00:27.877





Circuit de Barcelona
International GT Open
Race - 2
Lap Analysis



59

1 Martin Kodrić
 McLaren 720 s
 PRO 2 Henrique Chaves
 Teo Martin Motorsport

63

1 Albert Costa
 Lamborghini Huracan GT3 EVO
 PRO 2 Giacomo Altoè
 Emil Frey Racing

Lap	D	Time	Sector 1	Sector 2	Sector 3	T. Spd	Elapsed	Lap	D	Time	Sector 1	Sector 2	Sector 3	T. Spd	Elapsed
1	2	1:56.891	36.715	43.418	36.758		1:56.891	1	1	1:50.849	34.002	41.235	35.612		1:50.849
2	2	1:48.059	31.064	41.329	35.666	260.2	3:44.950	2	1	1:47.806	30.796	41.424	35.586	253.5	3:38.655
3	2	1:48.116	30.993	41.337	35.786	261.5	5:33.066	3	1	1:47.525	30.926	41.158	35.441	253.5	5:26.180
4	2	1:48.265	31.054	41.479	35.732	262.1	7:21.331	4	1	1:47.225	30.670	41.086	35.469	254.1	7:13.405
5	2	1:48.669	31.038	41.480	36.151	262.1	9:10.000	5	1	1:47.863	30.880	41.417	35.566	253.5	9:01.268
6	2	1:48.559	30.992	41.560	36.007	261.5	10:58.559	6	1	1:48.059	30.849	41.611	35.599	253.5	10:49.327
7	2	1:49.089	30.883	41.546	36.660	262.1	12:47.648	7	1	1:47.565	30.747	41.218	35.600	254.7	12:36.892
8	2	1:49.277	30.864	41.369	37.044	261.5	14:36.925	8	1	1:47.280	30.690	41.112	35.478	255.3	14:24.172
9	2	1:48.035	30.923	41.375	35.737	261.5	16:24.960	9	1	1:47.252	30.647	41.092	35.513	256.5	16:11.424
10	2	1:48.006	30.786	41.505	35.715	262.7	18:12.966	10	1	1:47.015	30.568	41.124	35.323	256.5	17:58.439
11	2	1:48.184	30.781	41.492	35.911	262.7	20:01.150	11	1	1:47.219	30.651	41.025	35.543	255.3	19:45.658
12	2	1:48.219	30.803	41.639	35.777	262.1	21:49.369	12	1	1:47.399	30.622	41.281	35.496	255.9	21:33.057
13	2	1:48.309	30.926	41.551	35.832	260.8	23:37.678	13	1	1:47.288	30.682	41.064	35.542	256.5	23:20.345
14	2	1:51.659 P	30.861	41.446	39.352	264.0	25:29.337	14	1	1:47.387	30.674	41.164	35.549	257.1	25:07.732
15	1	2:55.948	1:38.777	41.699	35.472	192.8	28:25.285	15	1	1:50.254 P	30.647	41.095	38.512	257.7	26:57.986
16	1	1:46.595	30.434	40.958	35.203	263.4	30:11.880	16	2	3:05.796	1:48.340	42.222	35.234	189.8	30:03.782
17	1	1:47.345	30.549	41.142	35.654	262.1	31:59.225	17	2	1:46.317	30.417	40.817	35.083	258.3	31:50.099
18	1	1:47.145	30.541	41.079	35.525	262.1	33:46.370	18	2	1:46.333	30.562	40.614	35.157	257.7	33:36.432
19	1	1:47.692	30.565	41.545	35.582	262.1	35:34.062	19	2	1:47.854	31.588	41.085	35.181	258.3	35:24.286
20	1	1:48.256	30.755	41.481	36.020	263.4	37:22.318	20	2	1:46.531	30.429	40.966	35.136	258.3	37:10.817
21	1	1:49.469	30.784	42.637	36.048	262.7	39:11.787	21	2	1:46.567	30.354	40.973	35.240	258.9	38:57.384
22	1	1:47.939	30.854	41.318	35.767	262.7	40:59.726	22	2	1:46.586	30.424	40.937	35.225	258.3	40:43.970
23	1	1:47.962	30.689	41.365	35.908	262.7	42:47.688	23	2	1:47.488	30.568	41.414	35.506	258.3	42:31.458
24	1	1:48.743	31.306	41.699	35.738	264.0	44:36.431	24	2	1:47.664	30.626	41.205	35.833	257.7	44:19.122
25	1	1:48.708	30.778	41.417	36.513	263.4	46:25.139	25	2	1:47.906	30.792	41.243	35.871	257.7	46:07.028
26	1	1:48.249	30.708	41.673	35.868	262.1	48:13.388	26	2	1:47.824	30.804	41.339	35.681	257.1	47:54.852
27	1	1:48.212	30.727	41.637	35.848	262.7	50:01.600	27	2	1:48.016	30.859	41.412	35.745	257.7	49:42.868
28	1	1:51.831	30.634	42.852	38.345	262.7	51:53.431	28	2	1:55.492	30.883	44.081	40.528	258.3	51:38.360
29	1	2:55.999	39.302	1:27.383	49.314	236.8	54:49.430	29	2	3:10.083	52.175	1:27.799	50.109	196.3	54:48.443
30	1	1:49.281	31.277	41.869	36.135	262.7	56:38.711	30	2	1:48.779	31.431	41.867	35.481	255.3	56:37.222
31	1	1:48.283	30.939	41.642	35.702	262.1	58:26.994	31	2	1:47.599	30.725	41.296	35.578	258.9	58:24.821
32	1	1:48.139	30.768	41.475	35.896	264.0	1:00:15.133	32	2	1:47.738	30.741	41.309	35.688	258.9	1:00:12.559





Circuit de Barcelona
International GT Open
Race - 2
Lap Analysis



66

1 Frederik Schandorff
 PROAM
 2 Tuomas Tujala
 Vincenzo Sospiri Racing

Lamborghini Huracan GT3 EVO
 Vincenzo Sospiri Racing

77

1 Marcin Jedlinski
 PROAM
 2 Mateusz Lisowski
 Olimp Racing

Audi R8 LMS EVO

Audi R8 LMS EVO

Lap	D	Time	Sector 1	Sector 2	Sector 3	T. Spd	Elapsed	Lap	D	Time	Sector 1	Sector 2	Sector 3	T. Spd	Elapsed
1	1	1:57.656	36.986	43.536	37.134		1:57.656	1	2	1:57.946	37.233	43.504	37.209		1:57.946
2	1	1:48.462	31.142	41.639	35.681	256.5	3:46.118	2	2	1:48.908	31.367	41.589	35.952	259.6	3:46.854
3	1	1:48.046	30.900	41.665	35.481	257.7	5:34.164	3	2	1:48.397	30.950	41.651	35.796	258.9	5:35.251
4	1	1:47.922	30.810	41.543	35.569	255.9	7:22.086	4	2	1:47.982	30.846	41.513	35.623	259.6	7:23.233
5	1	1:48.445	30.817	41.579	36.049	259.6	9:10.531	5	2	1:48.237	30.943	41.588	35.706	259.6	9:11.470
6	1	1:48.978	30.965	42.223	35.790	260.2	10:59.509	6	2	1:48.723	30.945	42.087	35.691	262.1	11:00.193
7	1	1:48.689	30.943	41.458	36.288	259.6	12:48.198	7	2	1:48.480	30.777	41.768	35.935	261.5	12:48.673
8	1	1:49.280	31.155	41.897	36.228	260.2	14:37.478	8	2	1:48.987	31.130	41.665	36.192	261.5	14:37.660
9	1	1:49.204	31.517	41.514	36.173	260.8	16:26.682	9	2	1:50.011	30.885	41.567	37.559	265.3	16:27.671
10	1	1:48.428	30.999	41.366	36.063	255.9	18:15.110	10	2	1:48.605	31.227	41.406	35.972	260.2	18:16.276
11	1	1:48.680	31.080	41.451	36.149	256.5	20:03.790	11	2	1:48.114	30.728	41.547	35.839	261.5	20:04.390
12	1	1:49.027	31.094	41.609	36.324	257.7	21:52.817	12	2	1:49.025	31.282	41.420	36.323	263.4	21:53.415
13	1	1:48.075	30.813	41.455	35.807	259.6	23:40.892	13	2	1:48.564	30.903	41.578	36.083	261.5	23:41.979
14	1	1:48.017	30.960	41.303	35.754	259.6	25:28.909	14	2	1:48.076	30.774	41.578	35.724	261.5	25:30.055
15	1	1:48.063	30.912	41.335	35.816	258.9	27:16.972	15	2	1:47.856	30.708	41.440	35.708	262.1	27:17.911
16	1	1:51.699 P	30.865	41.514	39.320	258.9	29:08.671	16	2	1:47.920	30.746	41.541	35.633	262.7	29:05.831
17	2	3:17.008	1:59.218	42.006	35.784	187.8	32:25.679	17	2	1:47.850	30.683	41.386	35.781	261.5	30:53.681
18	2	1:48.395	31.101	41.597	35.697	256.5	34:14.074	18	2	1:48.409	31.013	41.591	35.805	259.6	32:42.090
19	2	1:48.766	31.142	42.083	35.541	258.3	36:02.840	19	2	1:52.179 P	30.686	41.397	40.096	259.6	34:34.269
20	2	1:47.836	30.910	41.494	35.432	257.1	37:50.676	20	1	2:57.349	1:36.502	44.061	36.786	188.8	37:31.618
21	2	1:47.736	30.835	41.432	35.469	257.1	39:38.412	21	1	1:49.770	31.335	42.277	36.158	256.5	39:21.388
22	2	1:48.242	30.876	41.514	35.852	258.3	41:26.654	22	1	1:49.195	30.954	42.080	36.161	259.6	41:10.583
23	2	1:48.070	31.063	41.477	35.530	257.7	43:14.724	23	1	1:49.836	31.307	42.064	36.465	258.3	43:00.419
24	2	1:47.709	30.793	41.374	35.542	257.7	45:02.433	24	1	1:49.486	31.101	41.947	36.438	260.8	44:49.905
25	2	1:47.564	30.947	41.236	35.381	257.1	46:49.997	25	1	1:49.313	30.961	41.922	36.430	259.6	46:39.218
26	2	1:47.547	30.809	41.140	35.598	256.5	48:37.544	26	1	1:54.173	31.693	45.289	37.191	259.6	48:33.391
27	2		30.865			258.9		27	1	2:02.289 P	31.423	42.334	48.532	260.2	50:35.680





Circuit de Barcelona
International GT Open
Race - 2
Lap Analysis



90

1 Christoph Lenz

Lamborghini Huracan GT3 EVO

96

1 Oliver Wilkinson

Aston Martin GT3 AMR MY2019

PROAM

2 Franck Perera

Raton Racing by Target

PRO

2 Darren Turner

Optimum Motorsport

Lap	D	Time	Sector 1	Sector 2	Sector 3	T. Spd	Elapsed	Lap	D	Time	Sector 1	Sector 2	Sector 3	T. Spd	Elapsed
1	2	1:57.268	36.511	43.830	36.927		1:57.268	1	1	1:59.666	37.599	43.788	38.279		1:59.666
2	2	1:48.413	31.272	41.439	35.702	255.9	3:45.681	2	1	1:49.345	31.082	41.838	36.425	262.7	3:49.011
3	2	1:47.789	30.951	41.332	35.506	255.3	5:33.470	3	1	1:49.348	31.240	41.558	36.550	262.1	5:38.359
4	2	1:48.208	30.967	41.621	35.620	256.5	7:21.678	4	1	1:49.232	31.265	42.221	35.746	259.6	7:27.591
5	2	1:48.707	30.896	41.597	36.214	257.1	9:10.385	5	1	1:48.515	30.915	41.840	35.760	260.8	9:16.106
6	2	1:48.764	31.145	42.107	35.512	253.5	10:59.149	6	1	1:47.778	30.878	41.426	35.474	260.2	11:03.884
7	2	1:48.837	30.785	41.424	36.628	257.1	12:47.986	7	1	1:48.211	31.022	41.465	35.724	261.5	12:52.095
8	2	1:49.336	31.064	41.302	36.970	255.9	14:37.322	8	1	1:47.742	30.901	41.132	35.709	262.7	14:39.837
9	2	1:49.843	32.064	41.557	36.222	258.3	16:27.165	9	1	1:48.561	30.843	41.401	36.317	264.0	16:28.398
10	2	1:48.305	31.056	41.077	36.172	256.5	18:15.470	10	1	1:49.883	31.078	41.852	36.953	261.5	18:18.281
11	2	1:48.660	30.927	41.684	36.049	255.9	20:04.130	11	1	1:48.875	31.579	41.490	35.806	255.3	20:07.156
12	2	1:48.069	31.055	41.486	35.528	257.7	21:52.199	12	1	1:48.635	30.685	41.997	35.953	262.1	21:55.791
13	2	1:47.274	30.709	41.139	35.426	255.9	23:39.473	13	1	1:48.742	30.948	41.623	36.171	262.1	23:44.533
14	2	1:47.235	30.771	41.096	35.368	256.5	25:26.708	14	1	1:48.352	30.881	41.650	35.821	262.1	25:32.885
15	2	1:47.754	30.996	41.305	35.453	255.9	27:14.462	15	1	1:52.080 P	30.858	41.616	39.606	263.4	27:24.965
16	2	1:47.280	30.772	41.258	35.250	256.5	29:01.742	16	2	2:50.764	1:34.368	40.983	35.413	193.8	30:15.729
17	2	1:47.499	30.647	41.397	35.455	257.1	30:49.241	17	2	1:46.975	30.794	41.038	35.143	262.7	32:02.704
18	2	1:47.450	30.818	41.170	35.462	256.5	32:36.691	18	2	1:46.546	30.419	40.777	35.350	262.7	33:49.250
19	2	1:51.743 P	30.773	41.280	39.690	257.1	34:28.434	19	2	1:47.011	30.596	40.947	35.468	263.4	35:36.261
20	1	2:53.804	1:34.208	43.050	36.546	187.1	37:22.238	20	2	1:47.533	30.684	41.379	35.470	264.0	37:23.794
21	1	1:51.989	31.722	42.680	37.587	254.1	39:14.227	21	2	1:49.500	30.737	41.574	37.189	262.7	39:13.294
22	1	1:52.335	31.576	43.551	37.208	256.5	41:06.562	22	2	1:47.544	30.932	41.274	35.338	264.0	41:00.838
23	1	1:50.905	31.811	42.540	36.554	254.1	42:57.467	23	2	1:47.431	30.629	41.028	35.774	263.4	42:48.269
24	1	1:50.670	31.614	42.452	36.604	254.7	44:48.137	24	2	1:48.600	30.939	41.816	35.845	264.7	44:36.869
25	1	1:50.532	31.724	42.222	36.586	252.9	46:38.669	25	2	1:48.500	30.661	41.492	36.347	264.0	46:25.369
26	1	1:50.812	31.876	42.584	36.352	253.5	48:29.481	26	2	1:48.449	30.967	41.431	36.051	263.4	48:13.818
27	1	1:51.703	31.721	42.375	37.607	254.7	50:21.184	27	2	1:48.188	30.699	41.527	35.962	262.1	50:02.006
28	1	1:59.200	32.883	46.999	39.318	256.5	52:20.384	28	2	1:52.095	30.829	43.210	38.056	262.1	51:54.101
29	1	2:34.814	32.791	1:14.087	47.936	254.1	54:55.198	29	2	2:55.952	39.535	1:27.098	49.319	227.3	54:50.053
30	1	2:07.623	47.466	43.307	36.850	252.9	57:02.821	30	2	1:49.123	31.517	41.671	35.935	261.5	56:39.176
31	1	1:51.916	32.048	42.412	37.456	253.5	58:54.737	31	2	1:48.457	30.788	41.653	36.016	263.4	58:27.633
32	1	1:49.487	31.302	41.882	36.303	252.9	1:00:44.224	32	2	1:48.186	30.721	41.381	36.084	263.4	1:00:15.819





Circuit de Barcelona
International GT Open
Race - 2
Analysis by Lap



Num	Lap Time	Gap	Num	Lap Time	Gap	Num	Lap Time	Gap	Num	Lap Time	Gap	Num	Lap Time	Gap
Lap 1			19	1:49.422	11.036	22	1:48.012	05.694	8	1:51.533	30.415	66	1:48.689	11.306
63	1:50.849		12	1:50.134	12.272	6	1:48.188	06.529	11	1:51.697	33.299	77	1:48.480	11.781
17	1:51.980	01.131	27	1:50.717	13.341	20	1:48.349	07.061	4	2:04.405	52.018	33	1:48.512	12.895
14	1:52.439	01.590	3	1:50.821	13.901	59	1:48.265	07.926	5	2:01.757	1:08.010	96	1:48.211	15.203
16	1:52.864	02.015	13	1:52.396	15.915	90	1:48.208	08.273	Num Lap Time Gap			19	1:48.373	17.212
22	1:53.887	03.038	8	1:54.324	18.736	66	1:47.922	08.681	Lap 6			10	1:48.832	19.283
6	1:54.526	03.677	11	1:55.312	19.312	77	1:47.982	09.828	63	1:48.059		12	1:48.992	20.249
20	1:55.818	04.969	4	1:54.857	20.699	33	1:48.121	11.181	17	1:48.081	02.881	3	1:49.355	24.708
59	1:56.891	06.042	5	2:00.080	27.319	96	1:49.232	14.186	14	1:48.078	03.545	27	1:49.413	25.303
90	1:57.268	06.419	Num Lap Time Gap			19	1:49.507	14.858	16	1:47.888	04.002	13	1:50.194	31.154
66	1:57.656	06.807	Lap 3			10	1:50.956	15.595	22	1:48.208	06.016	8	1:51.010	37.052
77	1:57.946	07.097	63	1:47.525		12	1:49.542	16.335	6	1:48.051	06.836	11	1:51.973	43.075
33	1:58.479	07.630	17	1:48.198	02.015	27	1:50.219	18.410	20	1:48.149	07.520	4	1:55.309	1:06.850
10	1:59.110	08.261	14	1:47.952	02.657	3	1:49.892	18.802	59	1:48.559	09.232	5	2:03.567	1:38.955
96	1:59.666	08.817	16	1:48.093	03.130	13	1:50.643	22.938	90	1:48.764	09.822	Num Lap Time Gap		
19	2:00.269	09.420	22	1:48.272	04.907	8	1:51.275	26.745	66	1:48.978	10.182	Lap 8		
12	2:00.793	09.944	6	1:48.352	05.566	11	1:51.477	29.465	77	1:48.723	10.866	63	1:47.280	
27	2:01.279	10.430	20	1:48.223	05.937	4	1:54.525	35.476	33	1:48.505	11.948	17	1:47.880	04.029
3	2:01.735	10.886	59	1:48.116	06.886	5	2:01.550	54.116	96	1:47.778	14.557	14	1:47.978	04.678
13	2:02.174	11.325	90	1:47.789	07.290	Num Lap Time Gap			19	1:48.824	16.404	16	1:48.031	05.216
11	2:02.655	11.806	66	1:48.046	07.984	Lap 5			10	1:49.491	18.016	22	1:48.179	07.446
8	2:03.067	12.218	77	1:48.397	09.071	63	1:47.863		12	1:49.359	18.822	6	1:47.969	07.946
4	2:04.497	13.648	33	1:48.530	10.285	17	1:48.030	02.859	3	1:49.841	22.918	20	1:48.112	08.791
5	2:05.894	15.045	10	1:49.520	11.864	14	1:47.702	03.526	27	1:51.096	23.455	59	1:49.277	12.753
Num Lap Time Gap			96	1:49.348	12.179	16	1:47.991	04.173	13	1:50.775	28.525	90	1:49.336	13.150
Lap 2			19	1:49.065	12.576	22	1:48.036	05.867	8	1:51.251	33.607	66	1:49.280	13.306
63	1:47.806		12	1:49.271	14.018	6	1:48.178	06.844	11	1:53.427	38.667	77	1:48.987	13.488
17	1:48.017	01.342	27	1:49.600	15.416	20	1:48.232	07.430	4	1:55.147	59.106	33	1:48.554	14.169
14	1:48.446	02.230	3	1:49.759	16.135	59	1:48.669	08.732	5	2:03.002	1:22.953	96	1:47.742	15.665
16	1:48.353	02.562	13	1:51.130	19.520	90	1:48.707	09.117	Num Lap Time Gap			19	1:48.539	18.471
22	1:48.928	04.160	8	1:51.484	22.695	66	1:48.445	09.263	Lap 7			10	1:48.621	20.624
6	1:48.868	04.739	11	1:53.426	25.213	77	1:48.237	10.202	63	1:47.565		12	1:48.868	21.837
20	1:48.076	05.239	4	1:55.002	28.176	33	1:48.184	11.502	17	1:48.113	03.429	3	1:48.999	26.427
59	1:48.059	06.295	5	1:59.997	39.791	96	1:48.515	14.838	14	1:48.000	03.980	27	1:49.454	27.477
90	1:48.413	07.026	Num Lap Time Gap			19	1:48.644	15.639	16	1:48.028	04.465	13	1:49.624	33.498
66	1:48.462	07.463	Lap 4			10	1:48.852	16.584	22	1:48.096	06.547	8	1:50.518	40.290
77	1:48.908	08.199	63	1:47.225		12	1:49.050	17.522	6	1:47.986	07.257	11	1:52.576	48.371
33	1:49.456	09.280	17	1:47.902	02.692	27	1:49.871	20.418	20	1:48.004	07.959	4	1:54.449	1:14.019
10	1:49.414	09.869	14	1:48.255	03.687	3	1:50.197	21.136	59	1:49.089	10.756			
96	1:49.345	10.356	16	1:48.140	04.045	13	1:50.734	25.809	90	1:48.837	11.094			





Circuit de Barcelona
International GT Open
Race - 2
Analysis by Lap



Num	Lap Time	Gap	Num	Lap Time	Gap	Num	Lap Time	Gap	Num	Lap Time	Gap	Num	Lap Time	Gap
Lap 9			10	1:49.519	24.154	22	1:48.183	10.664	8	1:50.663	56.754	8	1:50.362	59.849
63	1:47.252		12	1:49.001	25.522	6	1:48.252	11.312	11	2:04.311	1:34.031	14	2:54.400	1:17.469
17	1:47.724	04.501	3	1:49.174	30.168	20	1:47.955	12.417	Num Lap Time Gap			59	2:55.948	1:27.299
14	1:47.721	05.147	27	1:49.806	32.441	59	1:48.219	16.312	Lap 14			6	3:01.477	1:29.662
16	1:47.856	05.820	13	1:50.306	40.000	90	1:48.069	19.142	63	1:47.387		4	3:13.895	1 Lap
22	1:48.464	08.658	5	2:12.328	1 Lap	66	1:49.027	19.760	5	2:15.639	2 Laps	10	2:50.006	1:34.642
6	1:48.556	09.250	8	1:50.130	46.670	77	1:49.025	20.358	4	2:02.000	1 Lap	17	3:13.652	1:35.431
20	1:48.447	09.986	11	1:53.429	1:01.077	33	1:48.720	21.218	16	1:48.372	09.148	3	2:50.113	1:40.001
59	1:48.035	13.536	4	1:53.943	1:27.049	96	1:48.635	22.734	17	1:52.291	12.033	27	2:56.992	1:52.147
66	1:49.204	15.258	Num Lap Time Gap			19	1:48.391	23.938	22	1:48.122	12.197	Num Lap Time Gap		
90	1:49.843	15.741	Lap 11			10	1:48.699	26.914	14	1:53.098	13.323	Lap 16		
77	1:50.011	16.247	63	1:47.219		12	1:48.616	28.423	20	1:48.426	14.287	16	1:47.565	
33	1:49.640	16.557	17	1:47.963	05.733	3	1:48.828	33.406	6	1:53.455	18.439	13	2:50.391	1 Lap
96	1:48.561	16.974	14	1:47.846	06.202	27	1:49.529	36.793	90	1:47.235	18.976	20	1:48.013	07.770
5	2:13.356	1 Lap	16	1:47.720	07.026	13	1:50.023	45.251	66	1:48.017	21.177	90	1:47.280	09.872
19	1:48.516	19.735	22	1:47.781	09.880	8	1:50.521	53.379	59	1:51.659	21.605	77	1:47.920	13.961
10	1:48.278	21.650	6	1:47.650	10.459	11	1:55.618	1:17.008	77	1:48.076	22.323	33	1:48.204	15.588
12	1:48.951	23.536	20	1:47.905	11.861	5	2:07.599	1 Lap	33	1:48.469	23.305	66	1:51.699	16.801
3	1:48.834	28.009	59	1:48.184	15.492	4	1:53.994	1:40.800	96	1:48.352	25.153	19	1:52.995	23.435
27	1:49.425	29.650	66	1:48.680	18.132	Num Lap Time Gap			19	1:48.528	26.071	12	1:48.841	24.431
13	1:50.463	36.709	90	1:48.660	18.472	Lap 13			12	1:48.727	31.287	11	1:51.302	1 Lap
8	1:50.517	43.555	77	1:48.114	18.732	63	1:47.288		10	1:54.376	34.890	8	1:55.430	1:01.395
11	1:53.544	54.663	33	1:48.422	19.897	17	1:48.234	07.129	3	1:52.665	40.142	14	1:47.476	1:11.061
4	1:53.354	1:20.121	96	1:48.875	21.498	14	1:48.171	07.612	27	1:53.767	45.409	63	3:05.796	1:11.912
Num Lap Time Gap			19	1:48.720	22.946	16	1:48.007	08.163	13	1:57.100	57.958	22	2:55.513	1:15.394
Lap 10			10	1:48.679	25.614	22	1:48.086	11.462	8	1:50.374	59.741	59	1:46.595	1:20.010
63	1:47.015		12	1:48.903	27.206	6	1:48.347	12.371	Num Lap Time Gap			6	1:47.453	1:23.231
17	1:47.503	04.989	3	1:49.028	31.977	20	1:48.119	13.248	Lap 15			96	2:50.764	1:23.859
14	1:47.443	05.575	27	1:49.441	34.663	59	1:48.309	17.333	63	1:50.254		10	1:46.952	1:27.710
16	1:47.720	06.525	13	1:49.846	42.627	90	1:47.274	19.128	16	1:47.425	06.319	17	1:46.857	1:28.404
22	1:47.675	09.318	8	1:50.806	50.257	66	1:48.075	20.547	20	1:49.608	13.641	3	1:47.675	1:33.792
6	1:47.793	10.028	5	2:05.859	1 Lap	77	1:48.564	21.634	22	1:51.822	13.765	4	1:55.930	1 Lap
20	1:48.204	11.175	11	1:54.931	1:08.789	33	1:48.293	22.223	90	1:47.754	16.476	27	1:48.125	1:46.388
59	1:48.006	14.527	4	1:54.375	1:34.205	96	1:48.742	24.188	66	1:48.063	18.986	Num Lap Time Gap		
66	1:48.428	16.671	Num Lap Time Gap			19	1:48.280	24.930	77	1:47.856	19.925	Lap 17		
90	1:48.305	17.031	Lap 12			10	1:48.275	27.901	33	1:48.217	21.268	16	1:47.791	
77	1:48.605	17.837	63	1:47.399		12	1:48.812	29.947	19	1:48.507	24.324	13	1:46.226	1 Lap
33	1:49.152	18.694	17	1:47.849	06.183	3	1:48.746	34.864	96	1:52.080	26.979	20	1:48.120	08.099
96	1:49.883	19.842	14	1:47.926	06.729	27	1:49.524	39.029	12	1:48.441	29.474	90	1:47.499	09.580
19	1:48.725	21.445	16	1:47.817	07.444	13	1:50.282	48.245	11	2:56.984	1 Lap	77	1:47.850	14.020





Circuit de Barcelona
International GT Open
Race - 2
Analysis by Lap



Num	Lap Time	Gap	Num	Lap Time	Gap	Num	Lap Time	Gap	Num	Lap Time	Gap	Num	Lap Time	Gap
33	1:47.931	15.728	13	1:46.748	1:43.369	77	2:57.349	22.296	16	1:49.100	13.315	4	1:52.915	1 Lap
12	1:54.031	30.671	Num	Lap Time	Gap	3	1:48.608	29.603	59	1:47.939	16.863	8	1:49.726	1:22.511
11	1:50.423	1 Lap	Lap 19		33	1:48.350	30.464	96	1:47.544	17.975	Num	Lap Time	Gap	
14	1:46.600	1:09.870	20	1:52.123	19	1:49.763	36.638	6	1:48.801	19.553	Lap 24			
63	1:46.317	1:10.438	90	1:51.743	00.786	12	1:49.440	37.247	20	1:50.699	20.802	14	1:47.772	
22	1:46.919	1:14.522	77	1:52.179	06.621	66	1:47.836	41.354	10	1:50.032	22.133	63	1:47.664	01.157
59	1:47.345	1:19.564	8	1:48.740	1 Lap	27	1:48.360	43.242	17	1:49.979	22.593	22	1:47.823	11.640
6	1:46.737	1:22.177	11	1:51.138	1 Lap	13	1:48.788	44.041	90	1:52.335	23.699	16	1:49.254	17.346
96	1:46.975	1:23.043	14	1:46.975	55.233	4	1:53.751	1 Lap	77	1:49.195	27.720	59	1:48.743	18.466
10	1:46.855	1:26.774	63	1:47.854	56.638	8	1:49.262	1:14.733	3	1:48.572	33.146	96	1:48.600	18.904
17	1:46.763	1:27.376	16	2:54.028	58.638	Num	Lap Time	Gap	33	1:48.475	34.130	6	1:48.419	20.214
3	1:48.040	1:34.041	22	1:47.294	1:00.940	Lap 21		19	1:50.572	43.432	11	1:53.237	1 Lap	
19	2:59.492	1:35.136	59	1:47.692	1:06.414	14	1:47.067	66	1:48.242	43.791	10	1:48.064	23.815	
4	1:53.300	1 Lap	6	1:47.046	1:08.064	63	1:46.567	00.995	12	1:51.335	44.596	17	1:48.041	24.245
66	3:17.008	1:46.018	96	1:47.011	1:08.613	11	1:53.535	1 Lap	27	1:48.104	45.990	20	1:49.562	26.592
27	1:48.123	1:46.720	10	1:46.724	1:12.331	22	1:49.319	10.058	13	1:47.775	46.369	90	1:50.670	30.172
13	1:46.572	1:49.218	17	1:47.086	1:13.286	16	1:50.065	10.689	4	1:52.824	1 Lap	77	1:49.486	31.940
Num	Lap Time	Gap	3	1:49.045	1:22.669	59	1:49.469	15.398	8	1:49.272	1:20.115	3	1:48.378	34.617
Lap 18			33	3:03.694	1:23.788	20	1:51.858	16.577	Num	Lap Time	Gap	33	1:48.215	35.865
16	1:52.597		19	1:49.466	1:28.549	96	1:49.500	16.905	Lap 23			66	1:47.709	44.468
20	1:47.765	03.267	12	1:49.312	1:29.481	6	1:49.063	17.226	14	1:47.330		12	1:49.004	48.774
90	1:47.450	04.433	66	1:48.766	1:35.192	90	1:51.989	17.838	63	1:47.488	01.265	13	1:48.939	49.099
77	1:48.409	09.832	27	1:49.531	1:36.556	10	1:47.548	18.575	22	1:47.798	11.589	19	1:50.812	50.315
33	1:52.353	15.484	13	1:48.948	1:36.927	17	1:47.357	19.088	16	1:49.879	15.864	27	1:48.341	59.753
8	3:03.318	1 Lap	4	1:55.408	1 Lap	77	1:49.770	24.999	11	1:54.063	1 Lap	4	1:53.000	1 Lap
11	1:51.601	1 Lap	8	1:49.470	2:07.145	3	1:48.512	31.048	59	1:47.962	17.495	8	1:49.347	1:24.086
14	1:46.375	1:03.648	11	1:51.867	2:40.043	33	1:48.732	32.129	96	1:47.431	18.076	Num	Lap Time	Gap
63	1:46.333	1:04.174	Num	Lap Time	Gap	19	1:49.763	39.334	6	1:47.344	19.567	Lap 25		
22	1:47.111	1:09.036	Lap 20		12	1:49.555	39.735	10	1:48.720	23.523	14	1:47.511		
59	1:47.145	1:14.112	14	1:46.441	66	1:47.736	42.023	17	1:48.713	23.976	63	1:47.906	01.552	
6	1:46.828	1:16.408	63	1:46.531	01.495	27	1:48.185	44.360	20	1:51.330	24.802	22	1:47.816	11.945
96	1:46.546	1:16.992	16	1:50.727	07.691	13	1:48.094	45.068	90	1:50.905	27.274	16	1:49.435	19.270
10	1:46.820	1:20.997	22	1:48.540	07.806	4	1:53.452	1 Lap	77	1:49.836	30.226	59	1:48.708	19.663
17	1:46.811	1:21.590	20	2:53.460	11.786	8	1:49.651	1:17.317	3	1:48.195	34.011	96	1:48.500	19.893
3	1:47.570	1:29.014	90	2:53.804	12.916	Num	Lap Time	Gap	33	1:48.622	35.422	6	1:47.786	20.489
19	1:51.934	1:34.473	59	1:48.256	12.996	Lap 22		66	1:48.070	44.531	10	1:48.605	24.909	
12	2:57.485	1:35.559	96	1:47.533	14.472	14	1:46.474	19	1:51.173	47.275	17	1:48.810	25.544	
4	1:53.230	1 Lap	6	1:48.840	15.230	63	1:46.586	01.107	12	1:50.276	47.542	11	1:53.409	1 Lap
66	1:48.395	1:41.816	10	1:47.437	18.094	11	1:51.738	1 Lap	13	1:48.893	47.932	20	1:49.533	28.614
27	1:48.292	1:42.415	17	1:47.186	18.798	22	1:47.537	11.121	27	2:00.524	59.184	90	1:50.532	33.193



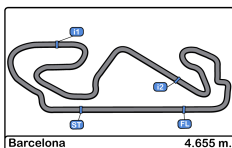


Circuit de Barcelona
International GT Open
Race - 2
Analysis by Lap



Num	Lap Time	Gap	Num	Lap Time	Gap	Num	Lap Time	Gap	Num	Lap Time	Gap	Num	Lap Time	Gap
77	1:49.313	33.742	96	1:48.188	20.301	Lap 29			8	1:54.123	15.815	33	1:52.294	15.849
3	1:48.309	35.415	6	1:48.194	20.827	14	3:10.513		4	1:55.156	1 Lap	27	1:49.063	16.712
33	1:48.506	36.860	16	1:49.334	23.298	63	3:10.083	00.362	90	2:07.623	26.199	19	1:50.236	20.111
66	1:47.564	44.521	10	1:47.712	24.254	22	3:05.619	00.734	Num Lap Time Gap			8	1:51.074	23.940
13	1:48.085	49.673	17	1:47.759	24.902	59	2:55.999	01.349	Lap 31			11	1:54.827	1 Lap
12	1:49.529	50.792	20	1:48.888	31.591	96	2:55.952	01.972	14	1:47.663		90	1:49.487	32.196
19	1:49.109	51.913	11	1:52.724	1 Lap	6	2:55.843	02.397	63	1:47.599	00.536	4	1:54.078	1 Lap
27	1:48.514	1:00.756	3	1:49.179	38.857	16	2:55.879	03.321	22	1:48.211	01.960			
4	1:53.433	1 Lap	90	1:51.703	39.479	10	2:52.637	03.444	59	1:48.283	02.709			
8	1:49.594	1:26.169	33	1:49.395	39.869	17	2:52.683	03.999	96	1:48.457	03.348			
Num Lap Time Gap			13	1:47.241	47.792	20	2:43.007	04.885	6	1:48.566	04.009			
Lap 26			12	1:48.691	51.870	3	2:36.629	05.241	10	1:48.078	04.455			
14	1:48.174		19	1:48.960	53.427	11	2:34.859	1 Lap	17	1:47.942	05.107			
63	1:47.824	01.202	77	2:02.289	53.975	90	2:34.814	07.117	3	1:50.046	08.776			
22	1:47.604	11.375	27	1:48.429	1:01.290	33	2:34.660	07.417	16	1:51.033	09.283			
59	1:48.249	19.738	8	1:52.655	1:32.453	13	2:34.586	07.651	20	1:49.667	09.616			
96	1:48.449	20.168	4	1:55.960	1 Lap	12	2:28.839	08.233	33	1:49.057	11.298			
6	1:48.373	20.688	Num Lap Time Gap			19	2:16.137	08.892	13	1:49.082	11.610			
16	1:50.923	22.019	Lap 28			27	2:16.225	09.166	12	1:48.688	13.285			
10	1:47.862	24.597	14	1:55.863		8	1:52.489	10.233	27	1:49.150	15.392			
17	1:47.828	25.198	63	1:55.492	00.792	4	1:55.054	1 Lap	19	1:50.586	17.618			
20	1:50.318	30.758	22	1:50.731	05.628	Num Lap Time Gap			8	1:52.457	20.609			
11	1:53.894	1 Lap	59	1:51.831	15.863	Lap 30			11	1:55.571	1 Lap			
90	1:50.812	35.831	96	1:52.095	16.533	14	1:48.541		90	1:51.916	30.452			
3	1:50.492	37.733	6	1:52.103	17.067	63	1:48.779	00.600	4	1:54.950	1 Lap			
33	1:49.843	38.529	16	1:50.520	17.955	22	1:49.219	01.412	Num Lap Time Gap					
77	1:54.173	39.741	10	1:52.929	21.320	59	1:49.281	02.089	Lap 32					
66	1:47.547	43.894	17	1:52.790	21.829	96	1:49.123	02.554	14	1:47.743				
13	1:47.107	48.606	20	1:56.663	32.391	6	1:49.250	03.106	63	1:47.738	00.531			
12	1:48.616	51.234	3	1:56.131	39.125	10	1:49.137	04.040	22	1:47.753	01.970			
19	1:48.783	52.522	11	1:59.449	1 Lap	17	1:49.370	04.828	59	1:48.139	03.105			
27	1:48.334	1:00.916	90	1:59.200	42.816	16	1:51.133	05.913	96	1:48.186	03.791			
4	1:53.292	1 Lap	33	1:59.264	43.270	3	1:49.693	06.393	6	1:48.122	04.388			
8	1:49.858	1:27.853	13	1:51.649	43.578	20	1:51.268	07.612	10	1:48.166	04.878			
Num Lap Time Gap			12	1:53.900	49.907	33	1:51.028	09.904	17	1:48.044	05.408			
Lap 27			19	2:05.704	1:03.268	13	1:51.081	10.191	3	1:49.080	10.113			
14	1:48.055		27	1:58.027	1:03.454	12	1:52.568	12.260	16	1:50.521	12.061			
63	1:48.016	01.163	8	1:51.667	1:28.257	11	1:55.573	1 Lap	13	1:49.062	12.929			
22	1:47.440	10.760	4	1:55.457	1 Lap	27	1:53.280	13.905	20	1:51.539	13.412			
59	1:48.212	19.895				19	1:54.344	14.695	12	1:49.645	15.187			



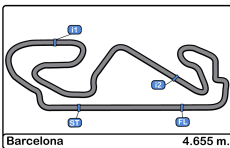


Circuito de Barcelona
International GT Open
Race - 2
Best Sectors Results



Sector - 1				Sector - 2				Sector - 3				Ideal Lap vs Best Lap				
Clas	Nº	Driver	Time	Nº	Driver	Time	Nº	Driver	Time	Clas	Nº	Driver	Ideal Lap	Best Lap	Clas	
1	63	Costa - Altoè	30.354	63	Costa - Altoè	40.614	14	Siedler - Grenier	34.943	1	14	Siedler - Grenier	1:46.015	1:46.375	3	
2	14	Siedler - Grenier	30.370	13	Remenyako - Schiller	40.681	6	Agostini - Spinelli	35.032	2	63	Costa - Altoè	1:46.051	1:46.317	2	
3	10	Ramos - Crestani	30.395	14	Siedler - Grenier	40.702	63	Costa - Altoè	35.083	3	13	Remenyako - Schiller	1:46.226	1:46.226	1	
4	13	Remenyako - Schiller	30.419	96	Wilkinson - Turner	40.777	13	Remenyako - Schiller	35.126	4	96	Wilkinson - Turner	1:46.339	1:46.546	4	
5	96	Wilkinson - Turner	30.419	17	Rueda - Saravia	40.789	96	Wilkinson - Turner	35.143	5	17	Rueda - Saravia	1:46.510	1:46.763	8	
6	59	Kodrić - Chaves	30.434	10	Ramos - Crestani	40.831	17	Rueda - Saravia	35.165	6	6	Agostini - Spinelli	1:46.548	1:46.737	7	
7	3	Visser - Gonda	30.445	22	Guilherme Salas	40.838	59	Kodrić - Chaves	35.203	7	10	Ramos - Crestani	1:46.578	1:46.724	6	
8	17	Rueda - Saravia	30.556	6	Agostini - Spinelli	40.854	90	Lenz - Perera	35.250	8	59	Kodrić - Chaves	1:46.595	1:46.595	5	
9	22	Guilherme Salas	30.573	59	Kodrić - Chaves	40.958	22	Guilherme Salas	35.277	9	22	Guilherme Salas	1:46.688	1:46.919	9	
10	16	Hahn - Khodair	30.598	90	Lenz - Perera	41.077	10	Ramos - Crestani	35.352	10	90	Lenz - Perera	1:46.974	1:47.235	10	
11	90	Lenz - Perera	30.647	3	Visser - Gonda	41.090	66	Schandorff - Tujula	35.381	11	16	Hahn - Khodair	1:47.214	1:47.425	11	
12	6	Agostini - Spinelli	30.662	66	Schandorff - Tujula	41.140	16	Hahn - Khodair	35.398	12	3	Visser - Gonda	1:47.251	1:47.570	13	
13	77	Jedlinski - Lisowski	30.683	16	Hahn - Khodair	41.218	27	Perez Companc -	35.482	13	66	Schandorff - Tujula	1:47.314	1:47.547	12	
14	20	Pierburg - Onslow-Cole	30.764	20	Pierburg - Onslow-Cole	41.258	20	Pierburg - Onslow-Cole	35.566	14	20	Pierburg - Onslow-Cole	1:47.588	1:47.765	14	
15	66	Schandorff - Tujula	30.793	27	Perez Companc -	41.341	33	Ward - Dontje	35.613	15	77	Jedlinski - Lisowski	1:47.692	1:47.850	15	
16	33	Ward - Dontje	30.809	33	Ward - Dontje	41.360	77	Jedlinski - Lisowski	35.623	16	27	Perez Companc -	1:47.781	1:48.104	17	
17	12	Leo - Razak	30.843	77	Jedlinski - Lisowski	41.386	19	Liang - Giammaria	35.685	17	33	Ward - Dontje	1:47.782	1:47.931	16	
18	19	Liang - Giammaria	30.946	12	Leo - Razak	41.430	3	Visser - Gonda	35.716	18	19	Liang - Giammaria	1:48.079	1:48.280	18	
19	27	Perez Companc -	30.958	19	Liang - Giammaria	41.448	8	Giuseppe Cipriani	35.865	19	12	Leo - Razak	1:48.154	1:48.441	19	
20	8	Giuseppe Cipriani	31.217	8	Giuseppe Cipriani	41.613	12	Leo - Razak	35.881	20	8	Giuseppe Cipriani	1:48.695	1:48.740	20	
21	11	Hill - Shoffner	31.481	11	Hill - Shoffner	42.030	11	Hill - Shoffner	36.555	21	11	Hill - Shoffner	1:50.066	1:50.423	21	
22	4	Gosselin - Feligioni	32.236	4	Gosselin - Feligioni	42.939	4	Gosselin - Feligioni	37.390	22	4	Gosselin - Feligioni	1:52.565	1:52.824	22	
23	5	Stanislaw Jedlinski	33.827	5	Stanislaw Jedlinski	45.768	5	Stanislaw Jedlinski	39.201	23	5	Stanislaw Jedlinski	1:58.796	1:59.997	23	



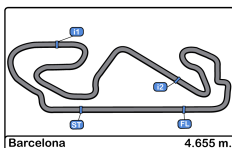


Circuit de Barcelona
International GT Open
Race - 2
Leader Sequence



Nº	Entrant/Team	Nat	Driver 1	Nat	Driver 2	Nat	Vehicle	Cat	Start Lap	End Lap	Laps	Total Laps
63	Emil Frey Racing	CHE	<u>Albert Costa</u>	ESP	Giacomo Altoè	ITA	Lamborghini Huracan GT3 EVO	PRO	1	15	15	15
16	Teo Martín Motorsport	ESP	Marcelo Hahn	BRA	<u>Allam Khodair</u>	BRA	McLaren 720 s	PROAM	16	18	3	3
20	SPS Automotive Performance	DEU	Valentin Pierburg	DEU	<u>Tom Onslow-Cole</u>	GBR	Mercedes AMG GT3	PROAM	19	19	1	1
14	Emil Frey Racing	CHE	Norbert Siedler	AUT	<u>Mikaël Grenier</u>	CAN	Lamborghini Huracan GT3 EVO	PRO	20	32	13	13



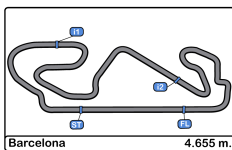


Circuito de Barcelona
International GT Open
Race - 2
Best 5 Lap Times



Cl	Nº	Entrant/Team	Nat	Driver 1	Nat	Status	Driver 2	Nat	Status	Vehicle	Cat	Cl	Best 1		Best 2		Best 3		Best 4		Best 5	
													Time	Lap	Time	Lap	Time	Lap	Time	Lap	Time	Lap
1	13	GetSpeed Performance	DEU	Denis Remenyako	RUS		Fabian Schiller	DEU		Mercedes AMG GT3	PROAM	1	1:46.226	16	1:46.572	17	1:46.748	18	1:47.107	26	1:47.241	27
2	63	Emil Frey Racing	CHE	Albert Costa	ESP		Giacomo Altoè	ITA		Lamborghini Huracan GT3 EVO	PRO	1	1:46.317	17	1:46.333	18	1:46.531	20	1:46.567	21	1:46.586	22
3	14	Emil Frey Racing	CHE	Norbert Siedler	AUT		Mikaël Grenier	CAN		Lamborghini Huracan GT3 EVO	PRO	2	1:46.375	18	1:46.441	20	1:46.474	22	1:46.600	17	1:46.975	19
4	96	Optimum Motorsport	GBR	Oliver Wilkinson	GBR		Darren Turner	GBR		Aston Martin GT3 AMR MY2019	PRO	3	1:46.546	18	1:46.975	17	1:47.011	19	1:47.431	23	1:47.533	20
5	59	Teo Martín Motorsport	ESP	Martin Kodrić	HRV		Henrique Chaves	PRY		McLaren 720 s	PRO	4	1:46.595	16	1:47.145	18	1:47.345	17	1:47.692	19	1:47.939	22
6	10	SPS Automotive Performance	DEU	Miguel Ramos	PRT		Fabrizio Crestani	ITA		Mercedes AMG GT3	PRO	5	1:46.724	19	1:46.820	18	1:46.855	17	1:46.952	16	1:47.437	20
7	6	Antonelli MotorSport	ITA	Riccardo Agostini	ITA		Loris Spinelli	ITA		Mercedes AMG GT3	PRO	6	1:46.737	17	1:46.828	18	1:47.046	19	1:47.344	23	1:47.453	16
8	17	Teo Martín Motorsport	ESP	Fran Rueda	ESP		Andrés Saravia	GTN		McLaren 720 s	PRO	7	1:46.763	17	1:46.811	18	1:46.857	16	1:47.086	19	1:47.186	20
9	22	Sports and You	PRT	Guilherme Salas	BRA					Mercedes AMG GT3	PRO	8	1:46.919	17	1:47.111	18	1:47.294	19	1:47.440	27	1:47.537	22
10	90	Raton Racing by Target	ITA	Christoph Lenz	CHE		Franck Perera	FRA		Lamborghini Huracan GT3 EVO	PROAM	2	1:47.235	14	1:47.274	13	1:47.280	16	1:47.450	18	1:47.499	17
11	16	Teo Martín Motorsport	ESP	Marcelo Hahn	BRA		Allam Khodair	BRA		McLaren 720 s	PROAM	3	1:47.425	15	1:47.565	16	1:47.720	10	1:47.720	11	1:47.791	17
12	66	Vincenzo Sospiri Racing	ITA	Frederik Schandorff	DNK		Tuomas Tujula	FIN		Lamborghini Huracan GT3 EVO	PROAM	4	1:47.547	26	1:47.564	25	1:47.709	24	1:47.736	21	1:47.836	20
13	3	Senkyr Motorsport	CZE	Beitske Visser	NLD		Richard Gonda	SVK		BMW M6 GT3	PRO	9	1:47.570	18	1:47.675	16	1:48.040	17	1:48.195	23	1:48.309	25
14	20	SPS Automotive Performance	DEU	Valentin Pierburg	DEU		Tom Onslow-Cole	GBR		Mercedes AMG GT3	PROAM	5	1:47.765	18	1:47.905	11	1:47.955	12	1:48.004	7	1:48.013	16
15	77	Olimp Racing	POL	Marcin Jedlinski	POL		Mateusz Lisowski	POL		Audi R8 LMS EVO	PROAM	6	1:47.850	17	1:47.856	15	1:47.920	16	1:47.982	4	1:48.076	14
16	33	HTP Motorsport / Winward Racing	DEU	Russell Ward	USA		Indy Dontje	NLD		Mercedes AMG GT3	PROAM	7	1:47.931	17	1:48.121	4	1:48.184	5	1:48.204	16	1:48.215	24
17	27	Lazarus Racing	ITA	Ezequiel Perez Companc	ARG		Eliseo Martínez	ESP		Lamborghini Huracan GT3 EVO	PROAM	8	1:48.104	22	1:48.123	17	1:48.125	16	1:48.185	21	1:48.292	18
18	19	Raton Racing by Target	ITA	Jiatong Liang	CHN		Raffaele Giammaria	ITA		Lamborghini Huracan GT3 EVO	PROAM	9	1:48.280	13	1:48.373	7	1:48.391	12	1:48.507	15	1:48.516	9
19	12	Ombra Racing	ITA	Federico Leo	ITA		Najjy Razak	MYS		Lamborghini Huracan GT3 EVO	PRO	10	1:48.441	15	1:48.616	12	1:48.616	26	1:48.688	31	1:48.691	27
20	8	Antonelli MotorSport	ITA	Giuseppe Cipriani	ITA					Mercedes AMG GT3	AM	1	1:48.740	18	1:49.262	20	1:49.272	22	1:49.347	24	1:49.470	19
21	11	GetSpeed Performance	DEU	Janine Hill	GBR		John Shoffner	USA		Mercedes AMG GT3	AM	2	1:50.423	16	1:51.138	18	1:51.302	15	1:51.477	4	1:51.601	17
22	4	Boutsen Ginion	BEL	Claude-Yves Gosselin	FRA		Pierre Feligioni	FRA		Lamborghini Huracan GT3 EVO	AM	3	1:52.824	21	1:52.915	22	1:53.000	23	1:53.230	17	1:53.292	25
23	5	Olimp Racing	POL	Stanislaw Jedlinski	POL					Mercedes AMG GT3	AM	4	1:59.997	3	2:00.080	2	2:01.550	4	2:01.757	5	2:03.002	6



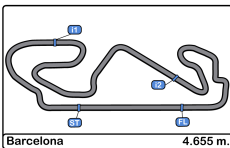


Circuito de Barcelona
International GT Open
Race - 2
Best 5 Top Speeds



Cl	Nº	Entrant/Team	Nat	Driver 1	Nat	Driver 2	Nat	Vehicle	Cat	Cl	Top 1		Top 2		Top 3		Top 4		Top 5		Avg
											Km/h	Lap	Km/h	Lap	Km/h	Lap	Km/h	Lap	Km/h	Lap	
1	3	Senkyr Motorsport	CZE	Beitske Visser	IND	Richard Gonda	SRB	BMW M6 GT3	PRO	1	266.6	30	266.6	31	266.0	16	264.7	9	264.0	24	265.6
2	77	Olimp Racing	POL	Marcin Jedlinski	POL	Mateusz Lisowski	POL	Audi R8 LMS EVO	PROAM	1	265.3	9	263.4	12	262.7	16	262.1	6	262.1	15	263.1
3	96	Optimum Motorsport	GBR	Oliver Wilkinson	GBR	Darren Turner	GBR	Aston Martin GT3 AMR MY2019	PRO	2	264.7	24	264.0	9	264.0	20	264.0	22	264.0	25	264.1
4	17	Teo Martín Motorsport	ESP	Fran Rueda	ESP	Andrés Saravia	GTN	McLaren 720 s	PRO	3	264.0	20	263.4	16	263.4	19	263.4	22	263.4	23	263.5
5	59	Teo Martín Motorsport	ESP	Martin Kodrić	HRV	Henrique Chaves	PRY	McLaren 720 s	PRO	4	264.0	14	264.0	24	264.0	32	263.4	16	263.4	20	263.8
6	16	Teo Martín Motorsport	ESP	Marcelo Hahn	BRA	Allam Khodair	BRA	McLaren 720 s	PROAM	2	263.4	17	262.7	9	262.7	30	261.5	13	261.5	14	262.3
7	13	GetSpeed Performance	DEU	Denis Remenyako	RUS	Fabian Schiller	DEU	Mercedes AMG GT3	PROAM	3	262.1	32	260.8	23	260.8	24	260.2	31	259.6	19	260.7
8	12	Ombra Racing	ITA	Federico Leo	ITA	Najjy Razak	MYS	Lamborghini Huracan GT3 EVO	PRO	5	261.5	30	260.8	9	260.8	22	260.2	10	260.2	21	260.7
9	33	HTP Motorsport / Winward Racing	DEU	Russell Ward	USA	Indy Dontje	IND	Mercedes AMG GT3	PROAM	4	260.8	16	260.2	14	260.2	24	260.2	28	259.6	15	260.2
10	66	Vincenzo Sospiri Racing	ITA	Frederik Schandorff	DNK	Tuomas Tujula	FIN	Lamborghini Huracan GT3 EVO	PROAM	5	260.8	9	260.2	6	260.2	8	259.6	5	259.6	7	260.1
11	10	SPS Automotive Performance	DEU	Miguel Ramos	PRT	Fabrizio Crestani	ITA	Mercedes AMG GT3	PRO	6	260.2	22	260.2	32	258.9	25	258.9	28	258.9	30	259.4
12	20	SPS Automotive Performance	DEU	Valentin Pierburg	DEU	Tom Onslow-Cole	GBR	Mercedes AMG GT3	PROAM	6	260.2	14	259.6	24	259.6	32	258.9	6	258.9	7	259.4
13	6	Antonelli MotorSport	ITA	Riccardo Agostini	ITA	Loris Spinelli	ITA	Mercedes AMG GT3	PRO	7	259.6	5	259.6	24	258.9	14	258.3	13	258.3	22	258.9
14	14	Emil Frey Racing	CHE	Norbert Siedler	AUT	Mikaël Grenier	CAN	Lamborghini Huracan GT3 EVO	PRO	8	259.6	10	259.6	14	258.9	9	258.9	12	258.3	8	259.1
15	11	GetSpeed Performance	DEU	Janine Hill	GBR	John Shoffner	USA	Mercedes AMG GT3	AM	1	258.9	24	258.3	30	257.7	23	257.1	15	257.1	25	257.8
16	63	Emil Frey Racing	CHE	Albert Costa	ESP	Giacomo Altoè	ITA	Lamborghini Huracan GT3 EVO	PRO	9	258.9	21	258.9	31	258.9	32	258.3	17	258.3	19	258.7
17	27	Lazarus Racing	ITA	Ezequiel Perez Companc	ARG	Eliseo Martínez	ESP	Lamborghini Huracan GT3 EVO	PROAM	7	258.3	19	257.7	9	257.7	23	257.1	18	257.1	31	257.6
18	90	Raton Racing by Target	ITA	Christoph Lenz	CHE	Franck Perera	FRA	Lamborghini Huracan GT3 EVO	PROAM	8	258.3	9	257.7	12	257.1	5	257.1	7	257.1	17	257.5
19	19	Raton Racing by Target	ITA	Jiatong Liang	CHN	Raffaele Giammaria	ITA	Lamborghini Huracan GT3 EVO	PROAM	9	257.7	9	257.7	10	257.1	14	257.1	15	257.1	16	257.3
20	22	Sports and You	PRT	Guilherme Salas	BRA			Mercedes AMG GT3	PRO	10	257.7	15	257.1	14	257.1	20	257.1	23	257.1	31	257.2
21	8	Antonelli MotorSport	ITA	Giuseppe Cipriani	ITA			Mercedes AMG GT3	AM	2	257.1	30	255.3	16	255.3	31	254.7	27	254.7	32	255.4
22	4	Boutsen Ginion	BEL	Claude-Yves Gosselin	FRA	Pierre Feligioni	FRA	Lamborghini Huracan GT3 EVO	AM	3	252.3	15	251.7	3	251.7	23	251.7	31	251.1	2	251.7
23	5	Olimp Racing	POL	Stanislaw Jedlinski	POL			Mercedes AMG GT3	AM	4	247.7	2	247.1	6	246.0	4	246.0	8	245.4	5	246.4



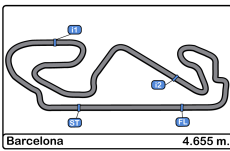


Circuito de Barcelona
International GT Open
Race - 2
Fastest Laps Sequence



Lap	Time of Day	Session Time	Nº	Entrant/Team	Nat	Driver 1	Nat	Driver 2	Nat	Vehicle	Cat	Time	Km/h
2	14:22:08.035	3:39.035	63	Emil Frey Racing		<u>Albert Costa</u>		Giacomo Altoè		Lamborghini Huracan GT3 EVO	PRO	1:47.806	155.4
3	14:23:55.560	5:26.560	63	Emil Frey Racing		<u>Albert Costa</u>		Giacomo Altoè		Lamborghini Huracan GT3 EVO	PRO	1:47.525	155.8
4	14:25:42.786	7:13.786	63	Emil Frey Racing		<u>Albert Costa</u>		Giacomo Altoè		Lamborghini Huracan GT3 EVO	PRO	1:47.225	156.2
10	14:36:27.819	17:58.819	63	Emil Frey Racing		<u>Albert Costa</u>		Giacomo Altoè		Lamborghini Huracan GT3 EVO	PRO	1:47.015	156.5
16	14:48:41.260	30:12.260	59	Teo Martín Motorsport		<u>Martin Kodrić</u>		Henrique Chaves		McLaren 720 s	PRO	1:46.595	157.2
16	14:49:11.688	30:42.688	13	GetSpeed Performance		Denis Remenyako		<u>Fabian Schiller</u>		Mercedes AMG GT3	PROAM	1:46.226	157.7



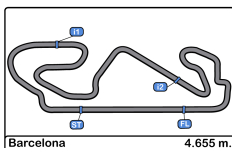


Circuito de Barcelona
International GT Open
Race - 2
Event Best Maximum Speed



Nº	Entrant/Team	Nat	Driver 1	Nat	Driver 2	Nat	Vehicle	Cat	Km/h	Session
3	Senkyr Motorsport	CZE	Beitske Visser	NLD	Richard Gonda	SVK	BMW M6 GT3	PRO	269.3	Race - 1
59	Teo Martín Motorsport	ESP	Martin Kodrić	HRV	Henrique Chaves	PRT	McLaren 720 s	PRO	269.3	Race - 1
17	Teo Martín Motorsport	ESP	Fran Rueda	ESP	Andrés Saravia	GTM	McLaren 720 s	PRO	267.9	Race - 1
96	Optimum Motorsport	GBR	Oliver Wilkinson	GBR	Darren Turner	GBR	Aston Martin GT3 AMR MY2019	PRO	266.6	Free Practice - 1
77	Olimp Racing	POL	Marcin Jedlinski	POL	Mateusz Lisowski	POL	Audi R8 LMS EVO	PROAM	266.0	Free Practice - 1
33	HTP Motorsport / Winward Racing	DEU	Russell Ward	USA	Indy Dontje	NLD	Mercedes AMG GT3	PROAM	264.7	Race - 1
16	Teo Martín Motorsport	ESP	Marcelo Hahn	BRA	Allam Khodair	BRA	McLaren 720 s	PROAM	264.7	Qualifying - 2 Driver - 2
66	Vincenzo Sospiri Racing	ITA	Frederik Schandorff	DNK	Tuomas Tujula	FIN	Lamborghini Huracan GT3 EVO	PROAM	264.7	Qualifying - 2 Driver - 2
12	Ombra Racing	ITA	Federico Leo	ITA	Najiy Razak	MYS	Lamborghini Huracan GT3 EVO	PRO	264.0	Free Practice - 2
14	Emil Frey Racing	CHE	Norbert Siedler	AUT	Mikaël Grenier	CAN	Lamborghini Huracan GT3 EVO	PRO	264.0	Free Practice - 2
63	Emil Frey Racing	CHE	Albert Costa	ESP	Giacomo Altoè	ITA	Lamborghini Huracan GT3 EVO	PRO	263.4	Free Practice - 1
25	HTP Motorsport	DEU	Alexander Hrachowina	AUT	Martin Konrad	AUT	Mercedes AMG GT3	AM	263.4	Free Practice - 1
6	Antonelli MotorSport	ITA	Riccardo Agostini	ITA	Loris Spinelli	ITA	Mercedes AMG GT3	PRO	263.4	Race - 1
10	SPS Automotive Performance	DEU	Miguel Ramos	PRT	Fabrizio Crestani	ITA	Mercedes AMG GT3	PRO	262.7	Free Practice - 1
20	SPS Automotive Performance	DEU	Valentin Pierburg	DEU	Tom Onslow-Cole	GBR	Mercedes AMG GT3	PROAM	262.7	Free Practice - 2
11	GetSpeed Performance	DEU	Janine Hill	GBR	John Shoffner	USA	Mercedes AMG GT3	AM	262.1	Free Practice - 3 -bronce drivers-
27	Lazarus Racing	ITA	Ezequiel Perez Companc	ARG	Eliseo Martínez	ESP	Lamborghini Huracan GT3 EVO	PROAM	262.1	Free Practice - 1
22	Sports and You	PRT	Guilherme Salas	BRA			Mercedes AMG GT3	PRO	262.1	Free Practice - 2
13	GetSpeed Performance	DEU	Denis Remenyako	RUS	Fabian Schiller	DEU	Mercedes AMG GT3	PROAM	262.1	Race - 1
90	Raton Racing by Target	ITA	Christoph Lenz	CHE	Franck Perera	FRA	Lamborghini Huracan GT3 EVO	PROAM	261.5	Free Practice - 2
19	Raton Racing by Target	ITA	Jiatong Liang	CHN	Raffaele Giammaria	ITA	Lamborghini Huracan GT3 EVO	PROAM	260.8	Free Practice - 2
8	Antonelli MotorSport	ITA	Giuseppe Cipriani	ITA			Mercedes AMG GT3	AM	260.2	Free Practice - 2
4	Boutsen Ginion	BEL	Claude-Yves Gosselin	FRA	Pierre Feligioni	FRA	Lamborghini Huracan GT3 EVO	AM	257.1	Qualifying - 2 Driver - 2
5	Olimp Racing	POL	Stanislaw Jedlinski	POL			Mercedes AMG GT3	AM	255.9	Free Practice - 3 -bronce drivers-





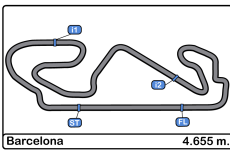
Circuito de Barcelona
International GT Open
Race - 2
Lap Chart



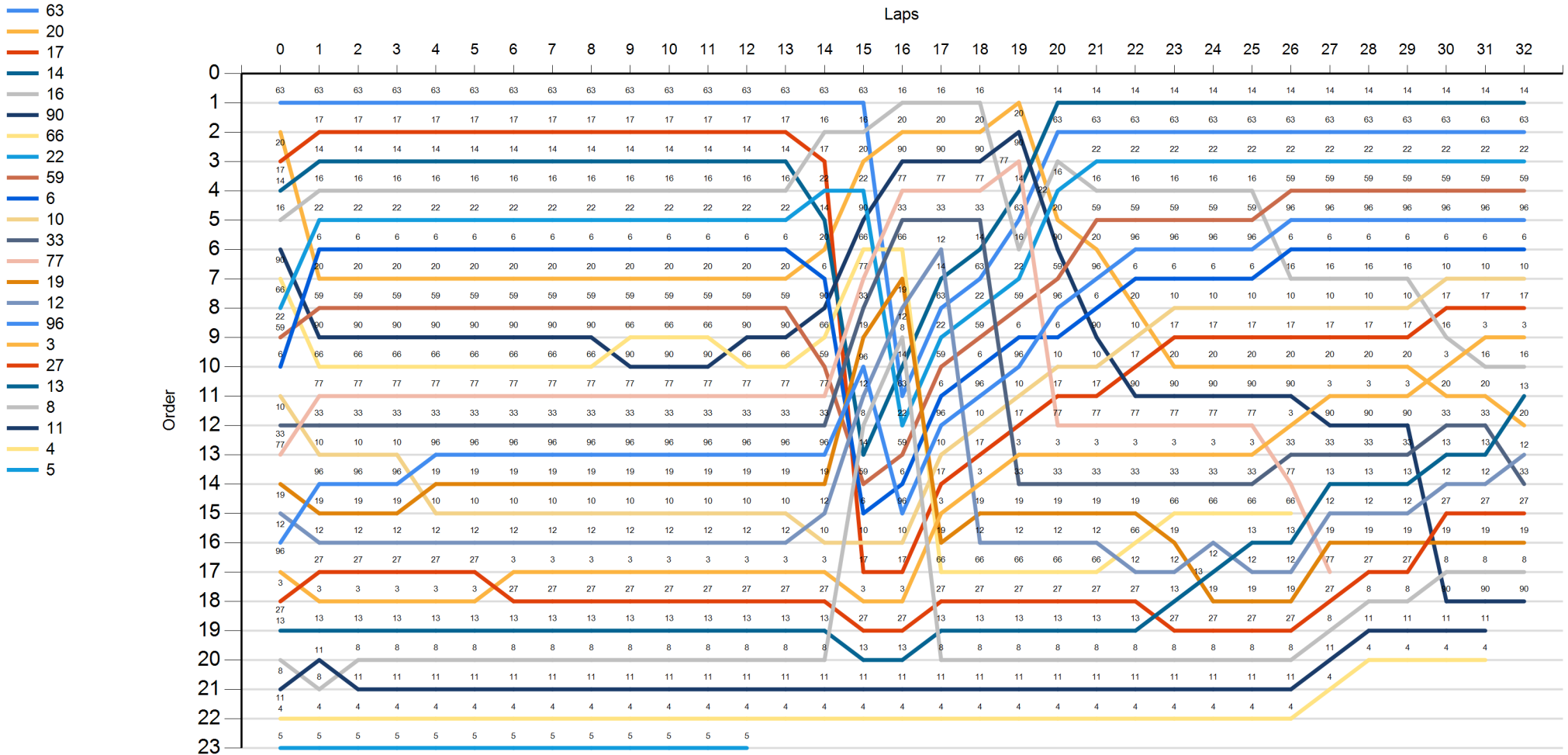
LAP

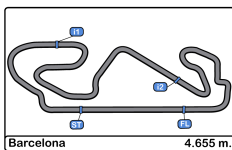
Nr	Po	Grid	1	2	3	4	5	6	7	8	9	10	11	12	13	14	15	16	17	18	19	20	21	22	23	24	25	26	27	28	29	30	31	32
63	1	63	63	63	63	63	63	63	63	63	63	63	63	63	63	63	16	16	16	20	14	14	14	14	14	14	14	14	14	14	14	14	14	14
20	2	20	17	17	17	17	17	17	17	17	17	17	17	17	17	16	16	20	20	20	90	63	63	63	63	63	63	63	63	63	63	63	63	63
17	3	17	14	14	14	14	14	14	14	14	14	14	14	14	14	17	20	90	90	90	77	16	22	22	22	22	22	22	22	22	22	22	22	22
14	4	14	16	16	16	16	16	16	16	16	16	16	16	16	16	22	22	77	77	77	14	22	16	16	16	16	16	59	59	59	59	59	59	59
16	5	16	22	22	22	22	22	22	22	22	22	22	22	22	22	14	90	33	33	33	63	20	59	59	59	59	59	96	96	96	96	96	96	96
90	6	90	6	6	6	6	6	6	6	6	6	6	6	6	6	20	66	66	12	14	16	90	20	96	96	96	96	6	6	6	6	6	6	6
66	7	66	20	20	20	20	20	20	20	20	20	20	20	20	20	6	77	19	14	63	22	59	96	6	6	6	6	16	16	16	16	10	10	10
22	8	22	59	59	59	59	59	59	59	59	59	59	59	59	59	90	33	12	63	22	59	96	6	20	10	10	10	10	10	10	10	17	17	17
59	9	59	90	90	90	90	90	90	90	90	66	66	66	90	90	66	19	8	22	59	6	6	90	10	17	17	17	17	17	17	17	16	3	3
6	10	6	66	66	66	66	66	66	66	66	90	90	90	66	66	59	96	14	59	6	96	10	10	17	20	20	20	20	20	20	20	3	16	16
10	11	10	77	77	77	77	77	77	77	77	77	77	77	77	77	12	63	6	96	10	17	17	90	90	90	90	90	3	3	3	20	20	13	
33	12	33	33	33	33	33	33	33	33	33	33	33	33	33	33	8	22	96	10	17	77	77	77	77	77	77	77	3	90	90	90	33	33	20
77	13	77	10	10	10	96	96	96	96	96	96	96	96	96	96	14	59	10	17	3	3	3	3	3	3	3	3	33	33	33	33	13	13	12
19	14	19	96	96	96	19	19	19	19	19	19	19	19	19	19	59	6	17	3	33	33	33	33	33	33	33	33	77	13	13	13	12	12	33
12	15	12	19	19	19	10	10	10	10	10	10	10	10	10	10	12	6	96	3	19	19	19	19	19	66	66	66	66	12	12	12	27	27	27
96	16	96	12	12	12	12	12	12	12	12	12	12	12	12	12	10	10	10	19	12	12	12	12	66	19	12	13	13	19	19	19	19	19	19
3	17	3	27	27	27	27	27	3	3	3	3	3	3	3	3	17	17	66	66	66	66	66	12	12	13	12	12	77	27	27	8	8	8	
27	18	27	3	3	3	3	3	27	27	27	27	27	27	27	27	27	3	3	27	27	27	27	27	27	13	19	19	19	27	8	8	90	90	90
13	19	13	13	13	13	13	13	13	13	13	13	13	13	13	13	13	27	27	13	13	13	13	13	13	13	27	27	27	8	11	11	11	11	
8	20	8	11	8	8	8	8	8	8	8	8	8	8	8	8	8	13	13	8	8	8	8	8	8	8	8	8	8	11	4	4	4	4	
11	21	11	8	11	11	11	11	11	11	11	11	11	11	11	11	11	11	11	11	11	11	11	11	11	11	11	11	11	4					
4	22	4	4	4	4	4	4	4	4	4	4	4	4	4	4	4	4	4	4	4	4	4	4	4	4	4	4	4						
5	23	5	5	5	5	5	5	5	5	5	5	5	5	5	5																			





Circuito de Barcelona
International GT Open
Race - 2
Graphic Lap Chart



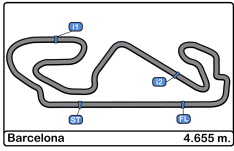


Circuito de Barcelona
International GT Open
Race - 2
Pit Stop Analysis

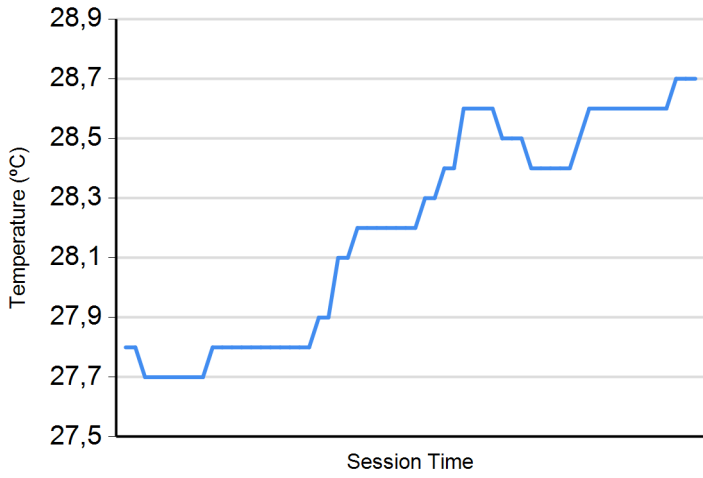


Nr.	In Day Time	Entrant/Team	Nat	Driver 1	Nat	Driver 2	Nat	Vehicle	Cat	In Time	Stop N°	Pit Time	Handicap	Penalty
11	14:43:21.252	GetSpeed Performance	DEU	Janine Hill	GBR	<u>John Shoffner</u>	USA	Mercedes AMG GT3	AM	24:51.871	1	1:07.566	1:05	
4	14:43:42.351	Boutsen Ginion	BEL	Claude-Yves Gosselin	FRA	<u>Pierre Feligioni</u>	FRA	Lamborghini Huracan GT3 EVO	AM	25:12.970	1	1:21.319	1:05	
17	14:43:46.371	Teo Martín Motorsport	ESP	Fran Rueda	ESP	<u>Andrés Saravia</u>	GTM	McLaren 720 s	PRO	25:16.991	1	1:30.455	1:30	
14	14:43:47.852	Emil Frey Racing	CHE	Norbert Siedler	AUT	<u>Mikaël Grenier</u>	CAN	Lamborghini Huracan GT3 EVO	PRO	25:18.472	1	1:11.297	1:10	
6	14:43:53.092	Antonelli MotorSport	ITA	Riccardo Agostini	ITA	<u>Loris Spinelli</u>	ITA	Mercedes AMG GT3	PRO	25:23.712	1	1:15.774	1:15	
59	14:43:56.228	Teo Martín Motorsport	ESP	Martin Kodrić	HRV	<u>Henrique Chaves</u>	PRT	McLaren 720 s	PRO	25:26.848	1	1:11.318	1:10	
10	14:44:09.805	SPS Automotive Performance	DEU	<u>Miguel Ramos</u>	PRT	Fabrizio Crestani	ITA	Mercedes AMG GT3	PRO	25:40.425	1	1:05.425	1:05	
3	14:44:14.856	Senkyr Motorsport	CZE	<u>Beitske Visser</u>	NLD	Richard Gonda	SVK	BMW M6 GT3	PRO	25:45.476	1	1:05.687	1:05	
27	14:44:20.090	Lazarus Racing	ITA	Ezequiel Perez Companac	ARG	<u>Eliseo Martínez</u>	ESP	Lamborghini Huracan GT3 EVO	PROAM	25:50.709	1	1:11.526	1:10	
13	14:44:32.129	GetSpeed Performance	DEU	<u>Denis Remenyako</u>	RUS	Fabian Schiller	DEU	Mercedes AMG GT3	PROAM	26:02.749	1	1:06.804	1:05	
63	14:45:24.954	Emil Frey Racing	CHE	<u>Albert Costa</u>	ESP	Giacomo Altoè	ITA	Lamborghini Huracan GT3 EVO	PRO	26:55.574	1	1:20.490	1:20	
22	14:45:38.644	Sports and You	PRT	Guilherme Salas	BRA			Mercedes AMG GT3	PRO	27:09.264	1	1:11.690	1:10	
96	14:45:51.958	Optimum Motorsport	GBR	<u>Oliver Wilkinson</u>	GBR	Darren Turner	GBR	Aston Martin GT3 AMR MY2019	PRO	27:22.578	1	1:06.103	1:05	
66	14:47:35.581	Vincenzo Sospiri Racing	ITA	<u>Frederik Schandorff</u>	DNK	Tuomas Tujula	FIN	Lamborghini Huracan GT3 EVO	PROAM	29:06.201	1	1:31.037	1:30	
19	14:47:42.256	Raton Racing by Target	ITA	Jiatong Liang	CHN	<u>Raffaele Giammaria</u>	ITA	Lamborghini Huracan GT3 EVO	PROAM	29:12.876	1	1:10.618	1:10	
8	14:48:20.212	Antonelli MotorSport	ITA	Giuseppe Cipriani	ITA			Mercedes AMG GT3	AM	29:50.832	1	1:16.195	1:15	
12	14:49:36.980	Ombra Racing	ITA	<u>Federico Leo</u>	ITA	Najiy Razak	MYS	Lamborghini Huracan GT3 EVO	PRO	31:07.600	1	1:08.426	1:05	
16	14:50:59.111	Teo Martín Motorsport	ESP	Marcelo Hahn	BRA	<u>Allam Khodair</u>	BRA	McLaren 720 s	PROAM	32:29.731	1	1:06.620	1:05	
33	14:51:14.646	HTP Motorsport / Winward	DEU	Russell Ward	USA	<u>Indy Dontje</u>	NLD	Mercedes AMG GT3	PROAM	32:45.266	1	1:15.468	1:15	
20	14:52:54.318	SPS Automotive Performance	DEU	Valentin Pierburg	DEU	<u>Tom Onslow-Cole</u>	GBR	Mercedes AMG GT3	PROAM	34:24.938	1	1:05.253	1:10	-4.747
90	14:52:55.307	Raton Racing by Target	ITA	Christoph Lenz	CHE	<u>Franck Perera</u>	FRA	Lamborghini Huracan GT3 EVO	PROAM	34:25.926	1	1:05.133	1:05	
77	14:53:01.237	Olimp Racing	POL	Marcin Jedlinski	POL	<u>Mateusz Lisowski</u>	POL	Audi R8 LMS EVO	PROAM	34:31.857	1	1:07.127	1:05	

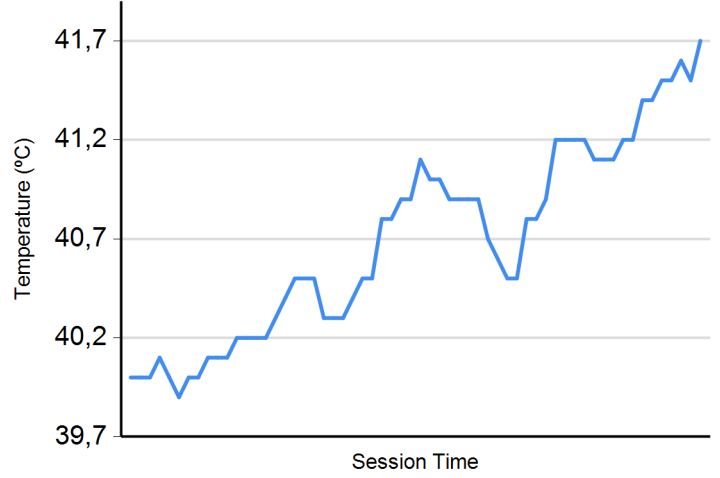




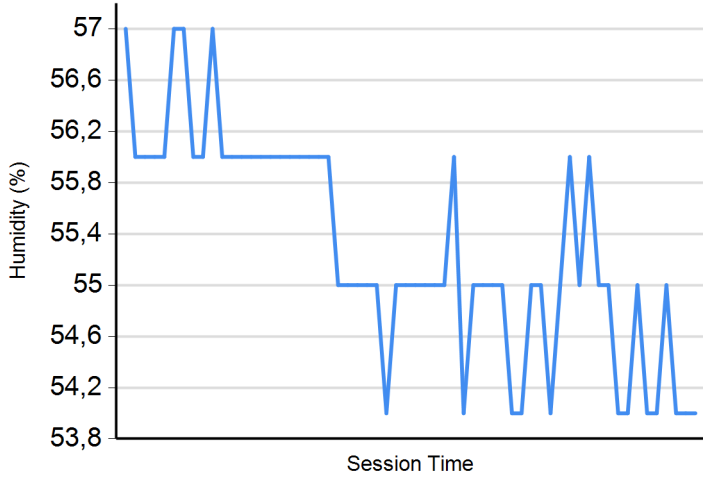
Air Temperature



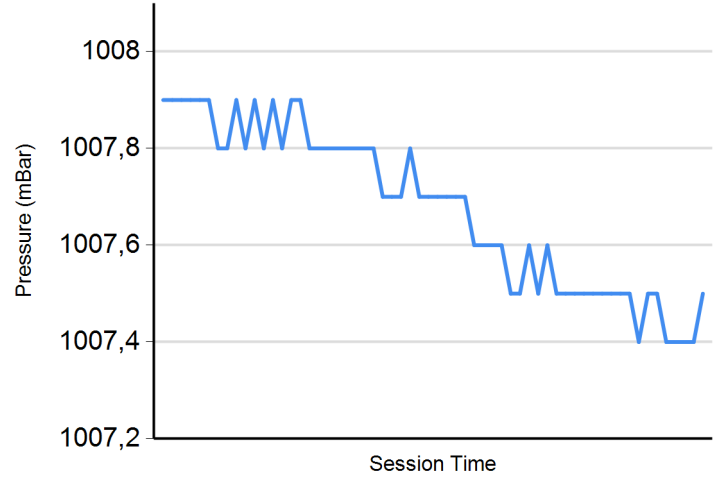
Track Temperature



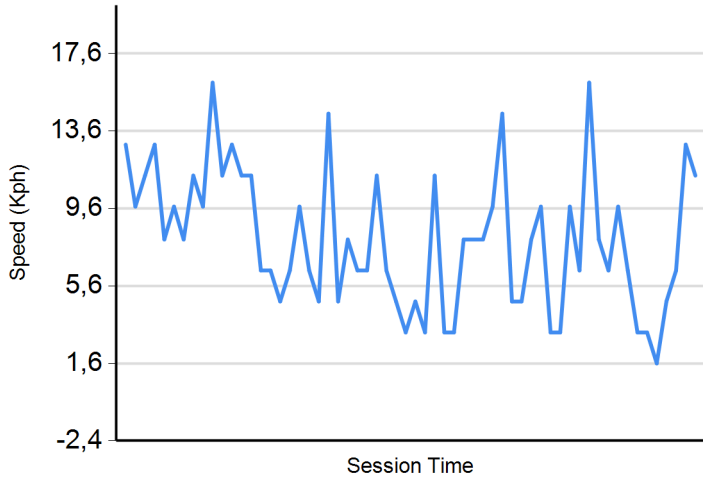
Humidity



Pressure



Wind Speed



Wind direction

North = 0°/360° Est = 90° South = 180° West = 270°

