

# ACI Racing Weekend Imola, 24-25 Luglio 2021

## International GT Open - Results Free Practice Bronze

Imola Circuit 5.245 m

1 / 2

No.	Driver	Nat	Entrant	Team	Car	Class	Time	Gap	Rel.	Laps
1	<b>14 SCHOLZE</b> Florian	DEU	AKM Motorsport	AKM Motorsport	Mercedes AMG GT3	AM	<b>1'42.033</b>			20
2	<b>11 MOLLER</b> Jens Reno	DNK	Reno Racing	Reno Racing	Honda NSX GT3 EVO	PROAM	<b>1'42.801</b>	0.768	0.768	20
3	<b>7 IRIBE</b> Brendan	USA	Inception Racing	Inception Racing	McLaren 720 S GT3	PROAM	<b>1'43.236</b>	1.203	0.435	16
4	<b>72 MOSS</b> Nick	GBR	Inception Racing	Inception Racing	McLaren 720 S GT3	PROAM	<b>1'43.474</b>	1.441	0.238	13
5	<b>8 CIPRIANI</b> Giuseppe	ITA	Barone Rampante	Barone Rampante	Lamborghini Huracan GT3 EVOAM	PROAM	<b>1'44.023</b>	1.990	0.549	16
6	<b>19 MOULIN</b> Baptiste	BEL	Vincenzo Sospiri Racing	Vincenzo Sospiri Racing	Lamborghini Huracan GT3 EVOPRO					0
7	<b>21 FERRARI</b> Lorenzo	ITA	Audi Sport Italia	Audi Sport Italia	AUDI R8 GT3 LMS	PRO				0
8	<b>47 SPINELLI</b> Loris	ITA	AKM Motorsport	AKM Motorsport	Mercedes AMG GT3	PRO				0
9	<b>48 SATTLER</b> Markus	DEU	Winward	Winward	Mercedes AMG GT3	PROAM				0
10	<b>63 BERETTA</b> Michele	ITA	Vincenzo Sospiri Racing	Vincenzo Sospiri Racing	Lamborghini Huracan GT3 EVOPRO					0
11	<b>77 AL ZUBAIR</b> Al Faisal	OMN	Lechner Racing	Lechner Racing	Porsche 911 GT3-R	PRO				0
12	<b>88 KRUPINSKI</b> Patryk	POL	JP Motorsport	JP Motorsport	McLaren 720 S GT3	PROAM				0

Humidity:	47%	Air	30°C
Condition:	DRY	Track	45°C

Clerck of the Course : Massimiliano Ghinassi

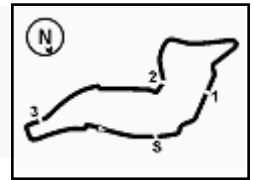
Race Director : Xavier Bone

23/07/2021      Start      End  
 18:19      19:01



Powered by FICr PERUGIA TIMING





# ACI Racing Weekend Imola, 24-25 Luglio 2021

## International GT Open - Results Free Practice Bronze

Imola Circuit 5.245 m  
2 / 2

### Penalty and Infringement

18.42 7 Inception Racing Time deleted current lap exceeded track limits - Turn 9  
18.45 11 Reno Racing Time deleted current lap exceeded track limits - Turn 9

### Fastest Laps Sequence

No.	Entrant	Nat	Team	Car	Local Time	Time	Gap	Avg
14	F. SCHOLZE	DEU	AKM Motorsport	Mercedes AMG GT3	18:24'03.133	<b>1'45.180</b>		179,521
14	F. SCHOLZE	DEU	AKM Motorsport	Mercedes AMG GT3	18:25'48.097	<b>1'44.964</b>	-0.216	179,890
14	F. SCHOLZE	DEU	AKM Motorsport	Mercedes AMG GT3	18:27'32.501	<b>1'44.404</b>	-0.560	180,855
14	F. SCHOLZE	DEU	AKM Motorsport	Mercedes AMG GT3	18:29'16.741	<b>1'44.240</b>	-0.164	181,140
14	F. SCHOLZE	DEU	AKM Motorsport	Mercedes AMG GT3	18:32'45.573	<b>1'43.760</b>	-0.480	181,978
14	F. SCHOLZE	DEU	AKM Motorsport	Mercedes AMG GT3	18:39'12.514	<b>1'42.064</b>	-1.696	185,002
14	F. SCHOLZE	DEU	AKM Motorsport	Mercedes AMG GT3	18:40'54.547	<b>1'42.033</b>	-0.031	185,058

Clerck of the Course : Massimiliano Ghinassi

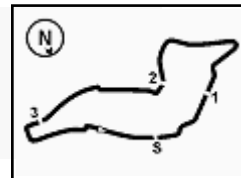
Race Director : Xavier Bone

23/07/2021 Start 18:19 End 19:01



Powered by FICr PERUGIA TIMING





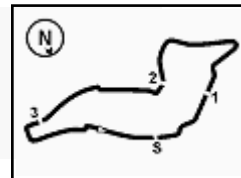
## ACI Racing Weekend Imola, 24-25 Luglio 2021

### International GT Open - Ideal Times Free Practice Bronze

Imola Circuit 5.245 m

No. Entrant	Car	Seg. 1	Seg. 2	Seg. 3	Seg. 4	Ideal Time		
		Diff. 1	Diff. 2	Diff. 3	Diff. 4	Best Lap	Pos.	Diff.
1 14 AKM MOTORSPORT	Mercedes AMG GT3	21.601 +0.186	33.251	28.745 +0.104	18.066 +0.080	<b>1'41.663</b> 1'42.033	1	0.370
2 11 RENO RACING	Honda NSX GT3 EVO	21.985 +0.080	33.471 +0.031	28.986 +0.024	18.013 +0.211	<b>1'42.455</b> 1'42.801	2	0.346
3 7 INCEPTION RACING	McLaren 720 S GT3	21.873 +0.068	33.723	29.394	18.178	<b>1'43.168</b> 1'43.236	3	0.068
4 72 INCEPTION RACING	McLaren 720 S GT3	22.052 +0.030	33.847 +0.011	29.317 +0.159	18.058	<b>1'43.274</b> 1'43.474	4	0.200
5 8 BARONE RAMPANTE	Lamborghini Huracan GT3 EVO	22.061 +0.074	34.015	29.468 +0.066	18.258 +0.081	<b>1'43.802</b> 1'44.023	5	0.221
19 VINCENZO SOSPIRI RA	Lamborghini Huracan GT3 EVO							
21 AUDI SPORT ITALIA	AUDI R8 GT3 LMS							
47 AKM MOTORSPORT	Mercedes AMG GT3							
48 WINWARD	Mercedes AMG GT3							
63 VINCENZO SOSPIRI RA	Lamborghini Huracan GT3 EVO							
77 LECHNER RACING	Porsche 911 GT3-R							
88 JP MOTORSPORT	McLaren 720 S GT3							
<b>Overall Ideal Time</b>		21.601	33.251	28.745	18.013	<b>1'41.610</b>		





Imola Circuit 5.245 m

ACI Racing Weekend Imola, 24-25 Luglio 2021  
International GT Open - Analysis Free Practice Bronze

7 Inception Racing (1'43.236)

Lap	Seg.1	Seg.2	Seg.3	Seg.4	Lap Time	km/h	Local Time
1							18:21'00.567
2	38.501	36.564	30.952	18.632	2'04.649P	163,9	18:23'05.216
3	22.488	35.419	30.572	18.787	1'47.266	264,7	18:24'52.482
4	22.341	35.226	29.813	18.501	1'45.881	266,0	18:26'38.363
5	22.121	34.557	29.708	18.305	1'44.691	267,3	18:28'23.054
6	22.234	34.886	29.791	18.433	1'45.344	268,0	18:30'08.398
7	22.351	34.467	29.559	18.451	1'44.828	268,0	18:31'53.226
8	22.291	34.290	29.730	18.306	1'44.617	268,7	18:33'37.843
9	21.966	34.189	29.494	18.262	1'43.911	268,7	18:35'21.754
10	22.144	34.280	44.536	3'48.257	5'29.217P	268,0	18:40'50.971
11	37.850	34.950	29.803	18.442	2'01.045CP	172,8	18:42'52.016
12	22.165	33.891	29.469	18.337	1'43.862	266,0	18:44'35.878
13	21.941	<b>33.723</b>	<b>29.394</b>	<b>18.178</b>	<b>1'43.236</b>	266,7	18:46'19.114
14	<b>21.873</b>	34.496	31.388	18.512	1'46.269	268,0	18:48'05.383
15	22.095	33.928	29.523	18.238	1'43.784	268,0	18:49'49.167
16	21.894	33.830	29.646	18.251	1'43.621	268,0	18:51'32.788
17	21.991	34.076	29.526	18.259	1'43.852	<b>269,3</b>	18:53'16.640

14 AKM Motorsport (1'42.033)

Lap	Seg.1	Seg.2	Seg.3	Seg.4	Lap Time	km/h	Local Time
1							18:20'12.367
2	38.343	37.977	30.490	18.776	2'05.586P	180,0	18:22'17.953
3	22.582	34.484	29.639	18.475	1'45.180	264,1	18:24'03.133
4	22.317	34.012	30.031	18.604	1'44.964	266,7	18:25'48.097
5	22.251	33.898	29.386	18.869	1'44.404	266,0	18:27'32.501
6	22.545	33.927	29.428	18.340	1'44.240	264,1	18:29'16.741
7	22.283	33.656	29.168	19.965	1'45.072	266,0	18:31'01.813
8	22.353	33.766	29.203	18.438	1'43.760	261,5	18:32'45.573
9	21.995	33.909	29.162	1'13.358	2'38.424P	267,3	18:35'23.997
10	36.632	34.629	36.665	18.527	2'06.453P	182,1	18:37'30.450
11	21.695	33.389	28.914	<b>18.066</b>	1'42.064	266,7	18:39'12.514
12	21.787	<b>33.251</b>	28.849	18.146	<b>1'42.033</b>	265,4	18:40'54.547
13	<b>21.601</b>	33.452	<b>28.745</b>	1'55.199	3'18.997P	268,0	18:44'13.544
14	37.028	34.681	30.004	18.520	2'00.233P	182,7	18:46'13.777
15	22.251	34.326	29.307	18.126	1'44.010	266,0	18:47'57.787
16	22.033	34.117	29.571	18.180	1'43.901	265,4	18:49'41.688
17	21.963	34.120	29.004	18.100	1'43.187	266,7	18:51'24.875
18	21.953	33.574	29.124	18.485	1'43.136	<b>268,7</b>	18:53'08.011
19	3'26.212	35.481	29.511	18.208	4'49.412	267,3	18:57'57.423
20	22.035	34.134	29.549	18.168	1'43.886	264,1	18:59'41.309
21	21.979	33.877	29.124	18.184	1'43.164	267,3	19:01'24.473

8 Barone Rampante (1'44.023)

Lap	Seg.1	Seg.2	Seg.3	Seg.4	Lap Time	km/h	Local Time
1							18:21'22.076
2	38.206	35.660	31.019	18.880	2'03.765P	178,2	18:23'25.841
3	22.554	34.933	30.422	18.598	1'46.507	265,4	18:25'12.348
4	22.149	34.902	30.169	18.357	1'45.577	266,7	18:26'57.925
5	22.316	34.433	29.909	18.467	1'45.125	266,0	18:28'43.050
6	22.252	37.302	30.626	19.293	1'49.473	266,7	18:30'32.523
7	22.470	34.273	29.809	18.462	1'45.014	266,0	18:32'17.537
8	22.248	35.234	29.973	3'43.748	5'11.203P	<b>267,3</b>	18:37'28.740
9	37.966	36.467	31.008	19.065	2'04.506P	178,8	18:39'33.246
10	22.281	34.174	29.828	18.327	1'44.610	266,0	18:41'17.856
11	22.319	34.161	29.858	18.394	1'44.732	<b>267,3</b>	18:43'02.588
12	22.112	34.174	29.708	18.363	1'44.357	266,7	18:44'46.945
13	22.184	34.160	<b>29.468</b>	18.346	1'44.158	<b>267,3</b>	18:46'31.103
14	22.120	38.433	32.210	18.818	1'51.581	266,7	18:48'22.684
15	<b>22.061</b>	34.160	29.685	<b>18.258</b>	1'44.164	266,0	18:50'06.848
16	22.135	<b>34.015</b>	29.534	18.339	<b>1'44.023</b>	266,0	18:51'50.871
17	22.142	34.140	30.634	19.190	1'46.106	266,7	18:53'36.977

72 Inception Racing (1'43.474)

Lap	Seg.1	Seg.2	Seg.3	Seg.4	Lap Time	km/h	Local Time
1							18:22'31.294
2	22.801	34.775	30.133	18.736	1'46.445	264,7	18:24'17.739
3	22.397	34.445	29.981	18.711	1'45.534	266,7	18:26'03.273
4	22.233	34.530	30.081	18.544	1'45.388	265,4	18:27'48.661
5	22.243	34.316	29.755	18.597	1'44.911	266,7	18:29'33.572
6	22.367	34.281	29.626	18.373	1'44.647	266,7	18:31'18.219
7	22.141	34.334	29.819	18.383	1'44.677	<b>267,3</b>	18:33'02.896
8	22.082	34.148	29.430	18.509	1'44.169	<b>267,3</b>	18:34'47.065
9	22.176	34.079	29.607	36.313	2'02.175P	266,0	18:36'49.240
10	1'27.226	35.794	31.222	18.434	2'52.676P	182,7	18:39'41.916
11	22.250	<b>33.847</b>	29.332	18.380	1'43.809	265,4	18:41'25.725
12	22.082	33.858	29.476	<b>18.058</b>	<b>1'43.474</b>	266,7	18:43'09.199
13	<b>22.052</b>	33.972	<b>29.317</b>	18.154	1'43.495	<b>267,3</b>	18:44'52.694
14	22.066	34.092	29.658	38.309	2'04.125P	266,0	18:46'56.819

11 Reno Racing (1'42.801)

Lap	Seg.1	Seg.2	Seg.3	Seg.4	Lap Time	km/h	Local Time
1							18:20'07.091
2	41.850	42.809	35.407	21.413	2'21.479P	163,9	18:22'28.570
3	27.454	39.670	31.937	19.233	1'58.294	226,4	18:24'26.864
4	22.814	34.775	30.332	18.577	1'46.498	268,0	18:26'13.362
5	23.286	35.051	30.068	18.536	1'46.941	266,7	18:28'00.303
6	22.338	34.442	29.693	18.537	1'45.010	269,3	18:29'45.313
7	22.470	34.237	29.746	18.782	1'45.235	269,3	18:31'30.548
8	22.114	34.219	29.739	18.758	1'44.830	268,0	18:33'15.378
9	22.157	34.355	29.829	2'44.098	4'10.439P	268,0	18:37'25.817
10	37.762	34.661	29.552	18.585	2'00.560P	180,9	18:39'26.377
11	22.229	34.051	29.440	18.419	1'44.139	269,3	18:41'10.516
12	22.200	33.882	29.480	18.277	1'43.839	269,3	18:42'54.355
13	22.101	38.318	30.193	18.317	1'48.929	270,0	18:44'43.284
14	22.100	34.047	29.617	1'27.305	2'53.069CP	270,0	18:47'36.353
15	37.583	34.754	29.453	18.490	2'00.280P	182,7	18:49'36.633
16	22.227	33.934	29.321	18.123	1'43.605	269,3	18:51'20.238
17	21.989	33.617	29.126	18.144	1'42.876	270,0	18:53'03.114
18	<b>21.985</b>	<b>33.471</b>	55.759	36.886	2'28.101	<b>270,7</b>	18:55'31.215
19	34.943	35.060	<b>28.986</b>	18.468	1'57.457	180,3	18:57'28.672
20	22.203	33.595	29.026	<b>18.013</b>	1'42.837	270,0	18:59'11.509
21	22.065	33.502	29.010	18.224	<b>1'42.801</b>	<b>270,7</b>	19:00'54.310

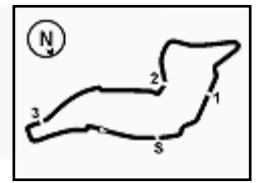
23/07/2021

P = Pits In/Out - C = Lap Time Cancelled



Powered by FICR PERUGIA TIMING

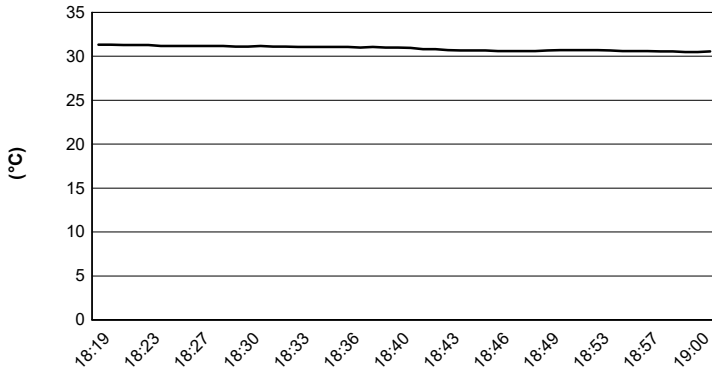




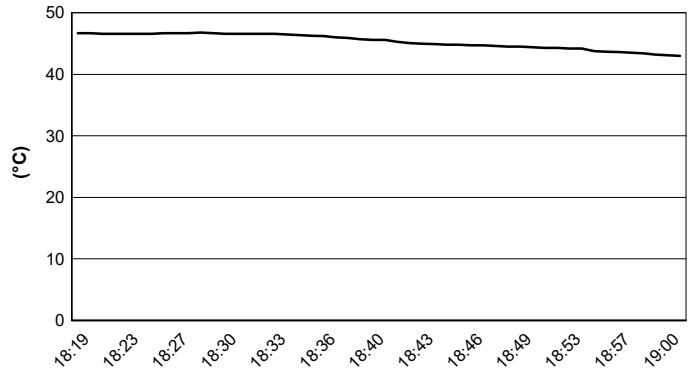
Imola Circuit 5.245 m

**ACI Racing Weekend Imola, 24-25 Luglio 2021**  
**International GT Open - Weather Report Free Practice Bronze**  
Session started 18:19 - Session ended 19:01

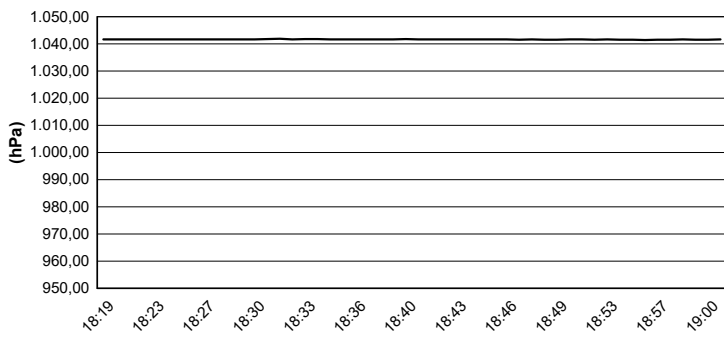
**Air Temperature**



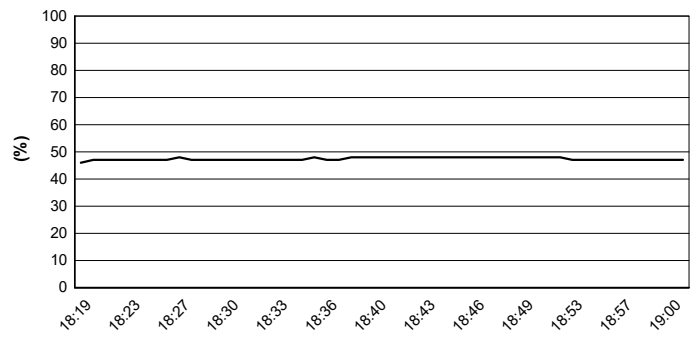
**Track Temperature**



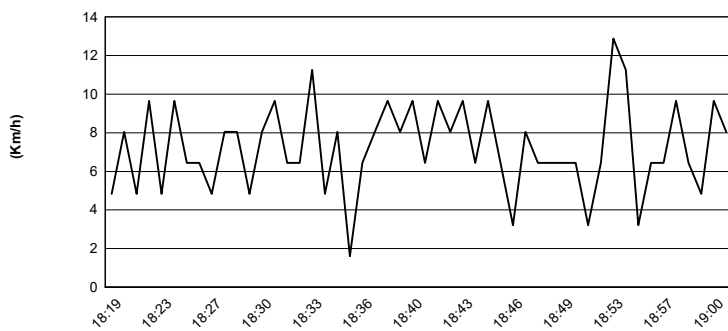
**Air Pressure**



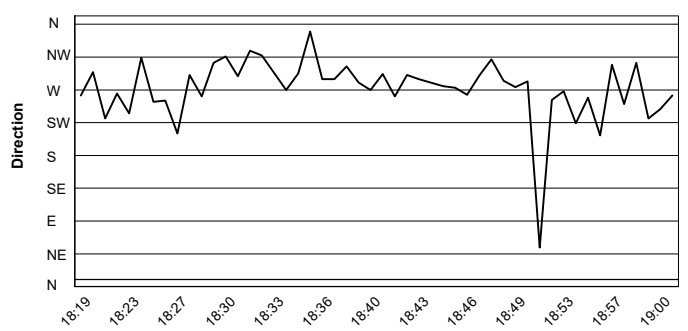
**Humidity**



**Wind Speed**

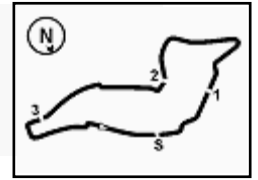


**Wind Direction**



23/07/2021





Imola Circuit 5.245 m

## ACI Racing Weekend Imola, 24-25 Luglio 2021

### International GT Open - Sector and Speeds Free Practice Bronze

BEST LAP			
1	14	AKM MOTORSPORT	Mercedes AMG GT3 1'42.033
2	11	RENO RACING	Honda NSX GT3 EVO 1'42.801
3	7	INCEPTION RACING	McLaren 720 S GT3 1'43.236
4	72	INCEPTION RACING	McLaren 720 S GT3 1'43.474
5	8	BARONE RAMPANTE	Lamborghini Huracan GT3 EVO 1'44.023
6	19	VINCENZO SOSPIRI RACING	Lamborghini Huracan GT3 EVO
7	21	AUDI SPORT ITALIA	AUDI R8 GT3 LMS
8	47	AKM MOTORSPORT	Mercedes AMG GT3
9	48	WINWARD	Mercedes AMG GT3
10	63	VINCENZO SOSPIRI RACING	Lamborghini Huracan GT3 EVO
11	77	LECHNER RACING	Porsche 911 GT3-R
12	88	JP MOTORSPORT	McLaren 720 S GT3

SPEED			
1	11	RENO RACING	Honda NSX GT3 EVO 270,7
2	7	INCEPTION RACING	McLaren 720 S GT3 269,3
3	14	AKM MOTORSPORT	Mercedes AMG GT3 268,7
4	8	BARONE RAMPANTE	Lamborghini Huracan GT3 EVO 267,3
5	72	INCEPTION RACING	McLaren 720 S GT3 267,3

SEG. 1		SEG. 2		SEG. 3		SEG. 4					
1	14	AKM MOTORSPORT	21.601	1	14	AKM MOTORSPORT	28.745	1	11	RENO RACING	18.013
2	7	INCEPTION RACING	21.873	2	11	RENO RACING	33.471	2	72	INCEPTION RACING	18.058
3	11	RENO RACING	21.985	3	7	INCEPTION RACING	33.723	3	14	AKM MOTORSPORT	18.066
4	72	INCEPTION RACING	22.052	4	72	INCEPTION RACING	33.847	4	7	INCEPTION RACING	18.178
5	8	BARONE RAMPANTE	22.061	5	8	BARONE RAMPANTE	34.015	5	8	BARONE RAMPANTE	18.258

