

ACI Racing Weekend Imola, 24-25 Luglio 2021

International GT Open - Results Free Practice 2

Imola Circuit 5.245 m

1 / 2

	Driver 1 No. Entrant	Driver 2 Team	Car	Class	Time	Gap	Avg Laps
1	21 FERRARI Lorenzo (ITA) AUDI SPORT ITALIA	AGOSTINI Riccardo (ITA) Audi Sport Italia	AUDI R8 GT3 LMS	GT3-PRO	1'41.651		185,753 30
2	47 SPINELLI Loris (ITA) AKM MOTORSPORT	AKM Motorsport	MERCEDES AMG GT3	GT3-PRO	1'41.722	0.071	185,624 25
3	77 AL ZUBAIR Al Faisal (OMN) LECHNER RACING	SOUCEK Andy (ESP) Lechner Racing	PORSCHE 911 GT3-R	GT3-PRO	1'41.793	0.142	185,494 26
4	63 BERETTA Michele (ITA) VINCENZO SOSPIRI RACING	SCHANDORFF Freederik (DNK) Vincenzo Sospiri Racing	LAMBORGHINI HURACAN GT3 EVO	GT3-PRO	1'42.568	0.917	184,093 20
5	7 IRIBE Brendan (USA) INCEPTION RACING	MILLROY Onlie (GBR) Inception Racing	MCLAREN 720 S GT3	GT3-PROAM	1'43.385	1.734	182,638 25
6	11 MOLLER Jens Reno (DNK) RENO RACING	PAVERUD Marcus (NOR) Reno Racing	HONDA NSX GT3 EVO	GT3-PROAM	1'43.420	1.769	182,576 29
7	19 MOULIN Baptiste (BEL) VINCENZO SOSPIRI RACING	NEMOTO Yuki (JPN) Vincenzo Sospiri Racing	LAMBORGHINI HURACAN GT3 EVO	GT3-PRO	1'43.779	2.128	181,944 24
8	14 SCHOLZE Florian (DEU) AKM MOTORSPORT	LIEBHAUSER Jens (DEU) AKM Motorsport	MERCEDES AMG GT3	GT3-AM	1'44.566	2.915	180,575 10
9	8 CIPRIANI Giuseppe (ITA) BARONE RAMPANTE	Barone Rampante	LAMBORGHINI HURACAN GT3 EVO	GT3-AM	1'45.085	3.434	179,683 25
10	72 MOSS Nick (GBR) INCEPTION RACING	OSBORNE Joe (GBR) Inception Racing	MCLAREN 720 S GT3	GT3-PROAM	1'45.229	3.578	179,437 12
11	48 SATTLER Markus (DEU) WINWARD	BASTIAN Nico (DEU) Winward	MERCEDES AMG GT3	GT3-PROAM			0
12	88 KRUPINSKI Patryk (POL) JP MOTORSPORT	KLIEN Christian (AUT) JP Motorsport	MCLAREN 720 S GT3	GT3-PROAM			0

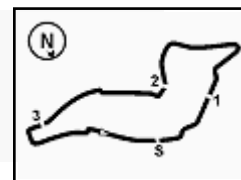
Humidity:	46%	AIR	32°C
Condition:	DRY	Track	57°C

Clerck of the Course : Massimiliano Ghinassi

Race Director : Xavier Bone

23/07/2021 Start End
13:39 14:41





ACI Racing Weekend Imola, 24-25 Luglio 2021

International GT Open - Results Free Practice 2

Imola Circuit 5.245 m

2 / 2

Penalty and Infringement

13.43	63 Vincenzo Sospiri R.	Time deleted current lap exceeded track limits - Turn 9
13.43	72 Inception Racing	Time deleted current lap exceeded track limits - Turn 9
13.43	11 Reno Racing	Time deleted current lap exceeded track limits - Turn 9
13.44	63 Vincenzo Sospiri R.	Time deleted current lap exceeded track limits - Turn 9
13.44	72 Inception Racing	Time deleted current lap exceeded track limits - Turn 9
13.47	19 Vincenzo Sospiri R.	Time deleted current lap exceeded track limits - Turn 9
13.48	14 AKM Motorsport	Time deleted current lap exceeded track limits - Turn 9
13.53	72 Inception Racing	Time deleted current lap exceeded track limits - Turn 9
13.53	47 AKM Motorsport	Time deleted current lap exceeded track limits - Turn 9
13.54	14 AKM Motorsport	Time deleted current lap exceeded track limits - Turn 9
13.57	19 Vincenzo Sospiri R.	Time deleted current lap exceeded track limits - Turn 9
13.57	7 Inception Racing	Time deleted current lap exceeded track limits - Turn 13
13.59	14 AKM Motorsport	Time deleted current lap exceeded track limits - Turn 9
14.02	14 AKM Motorsport	Time deleted current lap exceeded track limits - Turn 9
14.05	47 AKM Motorsport	Time deleted current lap exceeded track limits - Turn 9
14.05	72 Inception Racing	Time deleted current lap exceeded track limits - Turn 9
14.05	7 Inception Racing	Time deleted (1'45.446) last lap exceeded track limits - Turn 15
14.06	7 Inception Racing	Time deleted current lap exceeded track limits - Turn 9
14.09	11 Reno Racing	Time deleted current lap exceeded track limits - Turn 9
14.09	63 Vincenzo Sospiri R.	Time deleted current lap exceeded track limits - Turn 9
14.13	11 Reno Racing	Time deleted current lap exceeded track limits - Turn 9
14.17	47 AKM Motorsport	Time deleted current lap exceeded track limits - Turn 9
14.20	11 Reno Racing	Time deleted (1'48.152) last lap exceeded track limits - Turn 15
14.20	47 AKM Motorsport	Time deleted current lap exceeded track limits - Turn 9
14.25	19 Vincenzo Sospiri R.	Time deleted (1'44.677) last lap exceeded track limits - Turn 15
14.32	11 Reno Racing	Time deleted (1'45.804) last lap exceeded track limits - Turn 15
14.33	47 AKM Motorsport	Time deleted current lap exceeded track limits - Turn 9
14.36	21 Audi Sport Italia	Time deleted current lap exceeded track limits - Turn 15
14.36	8 Barone Rampante	Time deleted current lap exceeded track limits - Turn 9
14.38	8 Barone Rampante	Time deleted current lap exceeded track limits - Turn 9
14.38	7 Inception Racing	Time deleted current lap exceeded track limits - Turn 9
14.40	7 Inception Racing	Time deleted current lap exceeded track limits - Turn 9

Fastest Laps Sequence

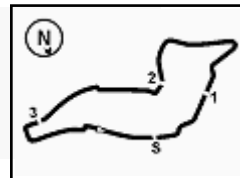
No.	Entrant	Nat	Team	Car	Local Time	Time	Gap	Avg
7	B. IRIBE	USA	Inception Racing	McLaren 720 S GT3	13:44'07.199	1'45.441		179,076
21	L. FERRARI	ITA	Audi Sport Italia	AUDI R8 GT3 LMS	13:44'39.357	1'43.928	-1.513	181,683
21	L. FERRARI	ITA	Audi Sport Italia	AUDI R8 GT3 LMS	13:46'22.638	1'43.281	-0.647	182,822
63	M. BERETTA	ITA	Vincenzo Sospiri Racing	Lamborghini Huracan GT3 EVO	13:47'05.483	1'43.264	-0.017	182,852
21	L. FERRARI	ITA	Audi Sport Italia	AUDI R8 GT3 LMS	13:48'05.664	1'43.026	-0.238	183,274
47	L. SPINELLI	ITA	AKM Motorsport	Mercedes AMG GT3	13:48'30.421	1'42.951	-0.075	183,408
21	L. FERRARI	ITA	Audi Sport Italia	AUDI R8 GT3 LMS	13:49'48.376	1'42.712	-0.239	183,834
77	A. AL ZUBAIR	OMN	Lechner Racing	Porsche 911 GT3-R	13:50'12.079	1'42.552	-0.160	184,121
21	L. FERRARI	ITA	Audi Sport Italia	AUDI R8 GT3 LMS	13:56'24.427	1'41.803	-0.749	185,476
21	L. FERRARI	ITA	Audi Sport Italia	AUDI R8 GT3 LMS	14:01'29.917	1'41.651	-0.152	185,753

Clerck of the Course : Massimiliano Ghinassi

Race Director : Xavier Bone

23/07/2021 Start 13:39 End 14:41





Imola Circuit 5.245 m

ACI Racing Weekend Imola, 24-25 Luglio 2021

International GT Open - Combined FP

Driver 1		Driver 2		Class	FP1	FP2	Time	Gap	Rel.	Laps
No. Entrant	Team	Car	Car							
1	21 Ferrari L. (ITA) Audi Sport Italia	AUDI SPORT ITALIA	Agostini R. (ITA) AUDI R8 GT3 LMS	GT3-PRO	1'41.896	1'41.651	1'41.651			59
2	47 Spinelli L. (ITA) AKM Motorsport	AKM MOTORSPORT	Mercedes AMG GT3	GT3-PRO	1'42.649	1'41.722	1'41.722	0.071	0.071	38
3	77 AL Zubair A. (OMN) Lechner Racing	LECHNER RACING	Soucek A. (ESP) Porsche 911 GT3-R	GT3-PRO	1'42.085	1'41.793	1'41.793	0.142	0.071	48
4	63 Beretta M. (ITA) Vincenzo Sospiri Racing	VINCENZO SOSPIRI RACING	Schandorff F. (DNK) Lamborghini Huracan GT3 EVO	GT3-PRO	1'42.358	1'42.568	1'42.358	0.707	0.565	45
5	7 Iribe B. (USA) Inception Racing	INCEPTION RACING	Millroy O. (GBR) McLaren 720 S GT3	GT3-PROAI	1'42.994	1'43.385	1'42.994	1.343	0.636	51
6	72 Moss N. (GBR) Inception Racing	INCEPTION RACING	Osborne J. (GBR) McLaren 720 S GT3	GT3-PROAI	1'43.328	1'45.229	1'43.328	1.677	0.334	32
7	11 Moller J. (DNK) Reno Racing	RENO RACING	Paverud M. (NOR) Honda NSX GT3 EVO	GT3-PROAI	1'44.449	1'43.420	1'43.420	1.769	0.092	54
8	19 Moulin B. (BEL) Vincenzo Sospiri Racing	VINCENZO SOSPIRI RACING	Nemoto Y. (JPN) Lamborghini Huracan GT3 EVO	GT3-PRO	1'44.075	1'43.779	1'43.779	2.128	0.359	47
9	14 Scholze F. (DEU) AKM Motorsport	AKM MOTORSPORT	Liebhauser J. (DEU) Mercedes AMG GT3	GT3-AM	1'44.051	1'44.566	1'44.051	2.400	0.272	37
10	8 Cipriani G. (ITA) Barone Rampante	BARONE RAMPANTE	Lamborghini Huracan GT3 EVO	GT3-AM	1'45.372	1'45.085	1'45.085	3.434	1.034	48
11	88 Krupinski P. (POL) JP Motorsport	JP MOTORSPORT	Klien C. (AUT) McLaren 720 S GT3	GT3-PROAI						0
12	48 Sattler M. (DEU) Winward	WINWARD	Bastian N. (DEU) Mercedes AMG GT3	GT3-PROAI						0

Clerk of the Course : Massimiliano Ghinassi

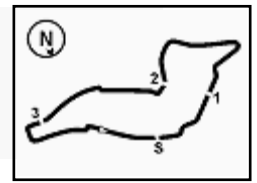
Race Director : Xavier Bone

23/07/2021



Powered by FICr PERUGIA TIMING





Imola Circuit 5.245 m

ACI Racing Weekend Imola, 24-25 Luglio 2021

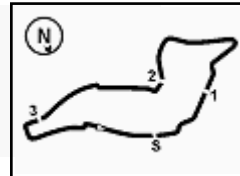
International GT Open - Sector and Speeds Free Practice 2

BEST LAP			
1	21	AUDI SPORT ITALIA	AUDI R8 GT3 LMS 1'41.651
2	47	AKM MOTORSPORT	Mercedes AMG GT3 1'41.722
3	77	LECHNER RACING	Porsche 911 GT3-R 1'41.793
4	63	VINCENZO SOSPIRI RACING	Lamborghini Huracan GT3 EVO 1'42.568
5	7	INCEPTION RACING	McLaren 720 S GT3 1'43.385
6	11	RENO RACING	Honda NSX GT3 EVO 1'43.420
7	19	VINCENZO SOSPIRI RACING	Lamborghini Huracan GT3 EVO 1'43.779
8	14	AKM MOTORSPORT	Mercedes AMG GT3 1'44.566
9	8	BARONE RAMPANTE	Lamborghini Huracan GT3 EVO 1'45.085
10	72	INCEPTION RACING	McLaren 720 S GT3 1'45.229
11	48	WINWARD	Mercedes AMG GT3
12	88	JP MOTORSPORT	McLaren 720 S GT3

SPEED			
1	47	AKM MOTORSPORT	Mercedes AMG GT3 270,7
2	11	RENO RACING	Honda NSX GT3 EVO 270,0
3	21	AUDI SPORT ITALIA	AUDI R8 GT3 LMS 269,3
4	63	VINCENZO SOSPIRI RACING	Lamborghini Huracan GT3 EVO 269,3
5	14	AKM MOTORSPORT	Mercedes AMG GT3 269,3
6	7	INCEPTION RACING	McLaren 720 S GT3 268,7
7	77	LECHNER RACING	Porsche 911 GT3-R 268,7
8	8	BARONE RAMPANTE	Lamborghini Huracan GT3 EVO 266,0
9	19	VINCENZO SOSPIRI RACING	Lamborghini Huracan GT3 EVO 265,4
10	72	INCEPTION RACING	McLaren 720 S GT3 264,1

SEG. 1		SEG. 2		SEG. 3		SEG. 4									
1	77	LECHNER RACING	21.593	1	47	AKM MOTORSPORT	33.106	1	21	AUDI SPORT ITALIA	28.633	1	77	LECHNER RACING	17.877
2	47	AKM MOTORSPORT	21.622	2	21	AUDI SPORT ITALIA	33.214	2	47	AKM MOTORSPORT	28.722	2	21	AUDI SPORT ITALIA	17.913
3	21	AUDI SPORT ITALIA	21.679	3	77	LECHNER RACING	33.244	3	77	LECHNER RACING	28.847	3	47	AKM MOTORSPORT	17.958
4	63	VINCENZO SOSPIRI RA	21.842	4	63	VINCENZO SOSPIRI RA	33.439	4	63	VINCENZO SOSPIRI RA	29.046	4	63	VINCENZO SOSPIRI RA	18.118
5	11	RENO RACING	21.918	5	11	RENO RACING	33.658	5	7	INCEPTION RACING	29.268	5	19	VINCENZO SOSPIRI RA	18.228
6	7	INCEPTION RACING	21.927	6	72	INCEPTION RACING	33.726	6	72	INCEPTION RACING	29.305	6	72	INCEPTION RACING	18.231
7	72	INCEPTION RACING	21.970	7	7	INCEPTION RACING	33.777	7	19	VINCENZO SOSPIRI RA	29.394	7	7	INCEPTION RACING	18.266
8	14	AKM MOTORSPORT	21.970	8	19	VINCENZO SOSPIRI RA	33.848	8	11	RENO RACING	29.474	8	11	RENO RACING	18.274
9	19	VINCENZO SOSPIRI RA	22.046	9	14	AKM MOTORSPORT	34.080	9	14	AKM MOTORSPORT	29.685	9	8	BARONE RAMPANTE	18.391
10	8	BARONE RAMPANTE	22.342	10	8	BARONE RAMPANTE	34.277	10	8	BARONE RAMPANTE	29.925	10	14	AKM MOTORSPORT	18.431





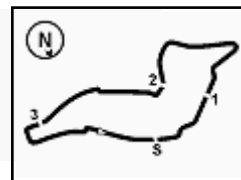
ACI Racing Weekend Imola, 24-25 Luglio 2021

International GT Open - Ideal Times Free Practice 2

Imola Circuit 5.245 m

No. Entrant	Car	Seg. 1	Seg. 2	Seg. 3	Seg. 4	Ideal Time		
		Diff. 1	Diff. 2	Diff. 3	Diff. 4	Best Lap	Pos.	Diff.
1 47 AKM MOTORSPORT	Mercedes AMG GT3	21.622 +0.083	33.106 +0.156	28.722 +0.059	17.958 +0.016	1'41.408 1'41.722	2	0.314
2 21 AUDI SPORT ITALIA	AUDI R8 GT3 LMS	21.679 +0.002	33.214 +0.059	28.633 +0.025	17.913 +0.126	1'41.439 1'41.651	1	0.212
3 77 LECHNER RACING	Porsche 911 GT3-R	21.593	33.244 +0.052	28.847 +0.123	17.877 +0.057	1'41.561 1'42.568	3	0.232
4 63 VINCENZO SOSPIRI RA	Lamborghini Huracan GT3 EVO	21.842 +0.105	33.439	29.046 +0.018	18.118	1'42.445 1'42.568	4	0.123
5 72 INCEPTION RACING	McLaren 720 S GT3	21.970 +0.378	33.726 +0.736	29.305 +0.647	18.231 +0.236	1'43.232 1'45.229	10	1.997
6 7 INCEPTION RACING	McLaren 720 S GT3	21.927 +0.100	33.777 +0.010	29.268 +0.037	18.266	1'43.238 1'43.385	5	0.147
7 11 RENO RACING	Honda NSX GT3 EVO	21.918 +0.057	33.658	29.474	18.274 +0.039	1'43.324 1'43.420	6	0.096
8 19 VINCENZO SOSPIRI RA	Lamborghini Huracan GT3 EVO	22.046 +0.010	33.848	29.394	18.228 +0.253	1'43.516 1'43.779	7	0.263
9 14 AKM MOTORSPORT	Mercedes AMG GT3	21.970	34.080 +0.041	29.685 +0.108	18.431 +0.251	1'44.166 1'44.566	8	0.400
10 8 BARONE RAMPANTE	Lamborghini Huracan GT3 EVO	22.342 +0.078	34.277	29.925 +0.072	18.391	1'44.935 1'45.085	9	0.150
48 WINWARD	Mercedes AMG GT3							
88 JP MOTORSPORT	McLaren 720 S GT3							
Overall Ideal Time		21.593	33.106	28.633	17.877	1'41.209		





ACI Racing Weekend Imola, 24-25 Luglio 2021
International GT Open - Analysis Free Practice 2

Imola Circuit 5.245 m

1 / 3

7 Inception Racing (1'43.385)

Lap	Seg.1	Seg.2	Seg.3	Seg.4	Lap Time	km/h	Local Time
1							13:40'18.289
2	38.537	35.641	30.411	18.880	2'03.469P	178,2	13:42'21.758
3	22.628	34.405	29.839	18.569	1'45.441	262,1	13:44'07.199
4	22.253	34.202	29.506	18.521	1'44.482	265,4	13:45'51.681
5	22.139	34.118	29.268	18.599	1'44.124	266,7	13:47'35.805
6	22.240	34.142	29.461	18.416	1'44.259	266,0	13:49'20.064
7	22.020	34.107	29.280	5'32.222	6'57.629P	266,7	13:56'17.693
8	38.231	35.966	30.312	18.889	2'03.398CP	179,4	13:58'21.091
9	22.767	35.205	30.538	18.699	1'47.209	264,1	14:00'08.300
10	22.772	35.044	30.169	18.499	1'46.484	266,0	14:01'54.784
11	22.518	34.589	30.087	18.659	1'45.853	266,7	14:03'40.637
12	22.372	34.450	30.158	18.466	1'45.446C	266,7	14:05'26.083
13	22.190	34.632	29.870	5'11.222	6'37.914CP	266,7	14:12'03.997
14	36.974	34.982	29.963	18.383	2'00.302P	179,1	14:14'04.299
15	22.185	34.267	30.171	18.448	1'45.071	264,7	14:15'49.370
16	22.052	34.330	30.037	18.385	1'44.804	267,3	14:17'34.174
17	22.090	34.479	29.868	18.352	1'44.789	266,7	14:19'18.963
18	22.002	34.180	29.852	18.536	1'44.570	267,3	14:21'03.533
19	22.132	34.544	29.827	18.434	1'44.937	267,3	14:22'48.470
20	22.150	34.504	29.849	18.302	1'44.805	265,4	14:24'33.275
21	22.022	34.431	30.102	5'32.376	6'58.931P	266,0	14:31'32.206
22	37.344	34.867	29.733	18.329	2'00.273P	179,7	14:33'32.479
23	22.062	33.897	29.320	18.382	1'43.661	265,4	14:35'16.140
24	22.027	33.787	29.305	18.266	1'43.385	267,3	14:36'59.525
25	21.966	34.683	31.223	18.413	1'46.285C	267,3	14:38'45.810
26	21.927	33.777	29.145	18.308	1'43.157C	268,7	14:40'28.967

4	22.345	34.406	30.191	18.508	1'45.450	267,3	13:45'42.790
5	22.795	34.428	30.186	18.655	1'46.064	268,0	13:47'28.854
6	22.236	34.037	29.925	19.061	1'45.259	265,4	13:49'14.113
7	22.295	34.212	30.075	18.680	1'45.262	265,4	13:50'59.375
8	22.198	34.210	30.074	18.755	1'45.237	267,3	13:52'44.612
9	22.241	35.075	30.295	3'07.536	4'35.147P	266,7	13:57'19.759
10	37.618	35.427	31.248	18.990	2'03.283P	180,6	13:59'23.042
11	22.117	34.326	29.635	18.300	1'44.378	266,0	14:01'07.420
12	22.254	33.925	29.634	18.274	1'44.087	267,3	14:02'51.507
13	21.975	33.658	29.474	18.313	1'43.420	266,0	14:04'34.927
14	21.918	33.735	29.592	18.536	1'43.781	267,3	14:06'18.708
15	22.339	34.326	29.766	18.534	1'44.965	265,4	14:08'03.673
16	22.083	34.353	40.430	20.661	1'57.527C	266,7	14:10'01.200
17	22.235	34.228	29.548	18.403	1'44.414	268,7	14:11'45.614
18	22.004	33.871	29.858	1'28.283	2'54.016CP	267,3	14:14'39.630
19	37.670	35.724	30.170	18.569	2'02.133P	182,7	14:16'41.763
20	22.521	34.403	30.541	18.411	1'45.876	268,7	14:18'27.639
21	22.366	34.415	32.576	18.795	1'48.152C	270,0	14:20'15.791
22	22.612	34.659	29.874	18.656	1'45.801	268,0	14:22'01.592
23	22.425	34.562	30.007	18.518	1'45.512	266,7	14:23'47.104
24	22.299	34.079	30.508	18.581	1'45.467	266,7	14:25'32.571
25	22.397	44.069	32.687	1'54.014	3'33.167P	267,3	14:29'05.738
26	37.745	34.883	30.239	18.852	2'01.719P	180,6	14:31'07.457
27	22.383	34.397	30.612	18.412	1'45.804C	267,3	14:32'53.261
28	22.128	34.260	30.282	18.705	1'45.375	268,7	14:34'38.636
29	22.388	34.127	29.978	1'25.773	2'52.266P	269,3	14:37'30.902
30	37.552	34.308	29.883	18.623	2'00.366P	181,5	14:39'31.268

8 Barone Rampante (1'45.085)

Lap	Seg.1	Seg.2	Seg.3	Seg.4	Lap Time	km/h	Local Time
1							13:43'33.945
2	38.854	36.728	31.056	19.314	2'05.952P	177,0	13:45'39.897
3	22.799	35.038	30.757	18.658	1'47.252	264,1	13:47'27.149
4	22.449	34.590	30.290	18.502	1'45.831	264,7	13:49'12.980
5	24.013	35.249	30.428	18.501	1'48.191	266,0	13:51'01.171
6	22.619	37.556	30.312	18.461	1'48.948	266,0	13:52'50.119
7	22.549	34.959	30.279	18.746	1'46.533	265,4	13:54'36.552
8	22.677	34.541	30.259	18.676	1'46.153	265,4	13:56'22.805
9	22.504	35.406	30.004	3'19.445	4'47.359P	264,7	14:01'10.164
10	37.068	35.009	33.788	19.147	2'05.012P	181,5	14:03'15.176
11	22.801	34.640	30.453	18.658	1'46.552	265,4	14:05'01.728
12	22.569	34.378	30.323	18.508	1'45.778	265,4	14:06'47.506
13	22.342	34.642	30.261	18.599	1'45.844	265,4	14:08'33.350
14	22.399	34.511	29.925	18.577	1'45.412	265,4	14:10'18.762
15	22.467	36.017	30.572	4'52.063	6'21.119P	265,4	14:16'39.881
16	37.911	35.695	30.287	18.950	2'02.843P	180,9	14:18'42.724
17	22.660	34.627	30.092	18.668	1'46.047	264,1	14:20'28.771
18	22.466	34.526	29.930	18.576	1'45.498	264,7	14:22'14.269
19	22.443	34.557	29.980	18.569	1'45.549	264,7	14:23'59.818
20	22.421	34.398	29.941	18.692	1'45.452	263,4	14:25'45.270
21	22.370	39.531	32.147	19.598	1'53.646	264,1	14:27'38.916
22	22.421	47.118	30.823	2'05.973	3'46.335P	263,4	14:31'25.251
23	36.378	35.436	30.545	18.805	2'01.164P	183,4	14:33'26.415
24	22.420	34.277	29.997	18.391	1'45.085	264,7	14:35'11.500
25	22.342	34.543	30.012	19.194	1'46.091C	266,0	14:36'57.591
26	22.502	38.264	32.297	19.613	1'52.676C	263,4	14:38'50.267

14 AKM Motorsport (1'44.566)

Lap	Seg.1	Seg.2	Seg.3	Seg.4	Lap Time	km/h	Local Time
1							13:42'56.030
2	39.476	37.354	33.203	18.994	2'09.027P	179,4	13:45'05.057
3	22.688	34.812	29.769	18.681	1'45.950	267,3	13:46'51.007
4	22.361	34.516	30.028	18.465	1'45.370C	267,3	13:48'36.377
5	22.173	34.080	41.489	1'21.543	2'59.285P	266,7	13:51'35.662
6	36.519	34.776	34.250	18.431	2'03.976P	183,1	13:53'39.638
7	22.190	34.336	29.420	18.570	1'44.516C	268,0	13:55'24.154
8	22.214	34.253	30.417	18.567	1'45.451	266,7	13:57'09.605
9	22.737	34.376	29.685	18.448	1'45.246	266,0	13:58'54.851
10	22.380	34.386	33.422	18.404	1'48.592C	266,7	14:00'43.443
11	21.970	34.121	29.793	18.682	1'44.566	269,3	14:02'28.009

19 Vincenzo Sospiri Racing (1'43.779)

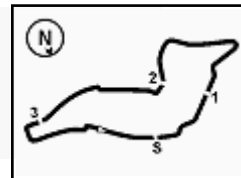
Lap	Seg.1	Seg.2	Seg.3	Seg.4	Lap Time	km/h	Local Time
1							13:40'51.543
2	43.425	36.008	30.640	18.568	2'08.641P	176,8	13:43'00.184
3	22.415	34.223	29.640	18.492	1'44.770	262,8	13:44'44.954
4	22.190	33.961	29.700	18.228	1'44.079	261,5	13:46'29.033
5	22.083	33.874	29.413	19.192	1'44.562C	262,1	13:48'13.595
6	22.317	34.107	29.552	2'33.064	3'59.040P	260,2	13:52'12.635
7	36.602	34.603	30.323	18.271	1'59.799P	178,8	13:54'12.434
8	22.520	34.077	29.597	18.271	1'44.465	262,1	13:55'56.899
9	22.046	33.905	29.297	18.218	1'43.466C	262,8	13:57'40.365
10	22.056	33.848	29.394	18.481	1'43.779	262,8	13:59'24.144
11	28.527	44.101	44.569	3'00.634	4'57.831P	188,5	14:04'21.975
12	38.601	35.887	30.232	18.882	2'03.602P	164,4	14:06'25.577
13	22.607	34.629	29.808	18.608	1'45.652	261,5	14:08'11.229
14	22.651	34.972	30.766	18.897	1'47.286	265,4	14:09'58.515
15	22.563	34.456	29.753	18.701	1'45.473	264,1	14:11'43.988
16	22.457	34.477	31.384	19.003	1'47.321	261,5	14:13'31.309
17	22.630	34.882	30.176	1'34.939	3'02.627P	262,8	14:16'33.936
18	37.572	35.306	30.000	18.671	2'01.549P	179,1	14:18'35.485
19	22.434	34.200	29.735	18.548	1'44.917	263,4	14:20'20.402

11 Reno Racing (1'43.420)

Lap	Seg.1	Seg.2	Seg.3	Seg.4	Lap Time	km/h	Local Time
1							13:40'08.636
2	38.414	35.757	30.236	18.821	2'03.228P	178,8	13:42'11.864
3	22.398	34.403	29.954	18.721	1'45.476C	266,7	13:43'57.340

23/07/2021

P = Pits In/Out - C = Lap Time Cancelled



ACI Racing Weekend Imola, 24-25 Luglio 2021
International GT Open - Analysis Free Practice 2

Imola Circuit 5.245 m

2 / 3

20	22.580	34.535	29.860	18.591	1'45.566	264,1	14:22'05.968	21	35.753	33.720	28.793	18.081	1'56.347P	183,7	14:31'53.459
21	22.493	34.405	29.654	18.668	1'45.220	261,5	14:23'51.188	22	21.622	33.783	28.940	17.926	1'42.271C	266,0	14:33'35.730
22	22.289	34.121	29.645	18.622	1'44.677C	262,1	14:25'35.865	23	21.652	33.250	31.313	18.099	1'44.314	269,3	14:35'20.044
23	22.491	39.139	33.039	18.978	1'53.647	260,2	14:27'29.512	24	21.661	33.407	28.732	18.038	1'41.838	268,7	14:37'01.882
24	22.415	34.413	29.598	18.528	1'44.954	261,5	14:29'14.466	25	21.629	33.394	28.873	17.958	1'41.854	270,7	14:38'43.736
25	22.372	34.202	29.737	18.580	1'44.891	260,9	14:30'59.357	26	21.679	33.340	28.722	17.984	1'41.725	268,0	14:40'25.461

21 Audi Sport Italia (1'41.651)

Lap	Seg.1	Seg.2	Seg.3	Seg.4	Lap Time	km/h	Local Time
1							13:40'40.554
2	48.696	36.697	30.977	18.505	2'14.875P	170,9	13:42'55.429
3	22.396	33.995	29.232	18.305	1'43.928	266,0	13:44'39.357
4	22.223	33.574	29.193	18.291	1'43.281	268,0	13:46'22.638
5	21.878	33.853	29.091	18.204	1'43.026	265,4	13:48'05.664
6	21.869	33.542	29.100	18.201	1'42.712	267,3	13:49'48.376
7	21.919	33.966	29.531	1'25.941	2'51.357P	265,4	13:52'39.733
8	37.623	36.364	30.567	18.337	2'02.891P	178,2	13:54'42.624
9	21.833	33.268	28.789	17.913	1'41.803	265,4	13:56'24.427
10	21.679	33.379	28.789	17.972	1'41.819	266,7	13:58'06.246
11	21.927	33.387	28.736	17.970	1'42.020	268,7	13:59'48.266
12	21.681	33.273	28.658	18.039	1'41.651	266,0	14:01'29.917
13	21.680	33.256	30.610	18.152	1'43.698	266,7	14:03'13.615
14	21.762	33.214	28.633	18.120	1'41.729	267,3	14:04'55.344
15	21.706	33.273	28.932	18.056	1'41.967	266,7	14:06'37.311
16	21.802	34.023	28.967	18.057	1'42.849	266,0	14:08'20.160
17	21.981	34.336	29.465	4'05.896	5'31.678P	267,3	14:13'51.838
18	37.914	35.273	33.415	18.530	2'05.132P	164,9	14:15'56.970
19	22.088	34.095	29.582	18.381	1'44.146	266,7	14:17'41.116
20	22.042	33.878	29.149	18.260	1'43.329	267,3	14:19'24.445
21	21.853	33.888	29.105	18.210	1'43.056	268,0	14:21'07.501
22	22.033	33.755	28.963	18.250	1'43.001	269,3	14:22'50.502
23	22.023	33.883	36.669	18.468	1'51.043	266,7	14:24'41.545
24	21.909	33.632	29.004	18.573	1'43.118	266,0	14:26'24.663
25	22.070	36.263	30.419	2'54.949	4'23.701P	265,4	14:30'48.364
26	36.878	35.056	30.251	18.413	2'00.598P	177,3	14:32'48.962
27	22.169	33.731	29.188	18.196	1'43.284	265,4	14:34'32.246
28	21.864	33.550	29.271	18.350	1'43.035C	268,0	14:36'15.281
29	21.874	33.764	29.192	18.146	1'42.976	268,7	14:37'58.257
30	21.850	33.570	29.100	18.170	1'42.690	266,7	14:39'40.947
31	21.833	33.575	29.046	18.128	1'42.582	268,7	14:41'23.529

63 Vincenzo Sospiri Racing (1'42.568)

Lap	Seg.1	Seg.2	Seg.3	Seg.4	Lap Time	km/h	Local Time
1							13:41'33.775
2	40.367	35.444	30.048	18.550	2'04.409CP	179,1	13:43'38.184
3	22.249	33.909	29.500	18.377	1'44.035C	262,8	13:45'22.219
4	22.043	33.677	29.285	18.259	1'43.264	262,8	13:47'05.483
5	21.957	33.850	30.565	3'32.906	4'59.278P	263,4	13:52'04.761
6	36.477	34.462	29.816	18.277	1'59.032P	180,6	13:54'03.793
7	21.995	33.509	29.400	3'39.543	5'04.447P	264,1	13:59'08.240
8	44.418	35.206	29.771	18.235	2'07.630P	79,8	14:01'15.870
9	21.947	33.439	29.064	18.118	1'42.568	263,4	14:02'58.438
10	22.043	33.562	29.109	1'41.033	3'05.747P	265,4	14:06'04.185
11	39.772	35.205	29.394	18.366	2'02.737P	152,3	14:08'06.922
12	22.165	34.798	29.928	18.632	1'45.523C	266,7	14:09'52.445
13	22.176	33.851	29.519	18.429	1'43.975	263,4	14:11'36.420
14	22.143	33.721	29.046	18.210	1'43.120	262,1	14:13'19.540
15	21.969	33.630	29.120	18.146	1'42.865	266,0	14:15'02.405
16	21.842	34.351	30.184	4'32.474	5'58.851P	269,3	14:21'01.256
17	39.145	37.112	31.796	20.910	2'08.963P	179,1	14:23'10.219
18	22.803	34.938	29.986	18.437	1'46.164	262,8	14:24'56.383
19	21.981	33.647	29.076	18.286	1'42.990	262,8	14:26'39.373
20	22.042	33.815	31.506	18.398	1'45.761	264,7	14:28'25.134
21	22.029	33.828	29.051	18.356	1'43.264	263,4	14:30'08.398

72 Inception Racing (1'45.229)

Lap	Seg.1	Seg.2	Seg.3	Seg.4	Lap Time	km/h	Local Time
1							13:42'04.990
2	22.326	34.082	30.451	18.376	1'45.235C	262,1	13:43'50.225
3	22.175	33.781	29.652	18.221	1'43.829C	262,8	13:45'34.054
4	22.103	34.107	29.746	34.459	2'00.415P	263,4	13:47'34.469
5	2'57.936	33.990	29.305	18.231	4'19.462P	178,2	13:51'53.931
6	21.970	33.726	29.569	18.242	1'43.507C	264,1	13:53'37.438
7	22.148	33.891	29.590	36.507	2'02.136P	264,1	13:55'39.574
8	3'32.127	35.940	30.668	18.925	4'57.660P	178,2	14:00'37.234
9	22.549	34.997	30.176	19.137	1'46.859	262,1	14:02'24.093
10	22.948	34.799	30.105	18.761	1'46.613	262,8	14:04'10.706
11	22.316	34.792	30.303	18.674	1'46.085C	262,8	14:05'56.791
12	22.348	34.462	29.952	18.467	1'45.229	264,1	14:07'42.020
13	26.173	36.564	31.996	38.355	2'13.088P	263,4	14:09'55.108

77 Lechner Racing (1'41.793)

Lap	Seg.1	Seg.2	Seg.3	Seg.4	Lap Time	km/h	Local Time
1							13:43'00.759
2	37.039	35.671	30.170	18.630	2'01.510P	180,9	13:45'02.269
3	22.286	34.314	29.512	18.042	1'44.154	263,4	13:46'46.423
4	22.085	33.992	29.017	18.010	1'43.104	264,7	13:48'29.527
5	22.134	33.595	28.847	17.976	1'42.552	264,7	13:50'12.079
6	21.927	33.606	28.994	18.071	1'42.598	265,4	13:51'54.677
7	21.853	33.687	29.379	6'30.035	7'54.954P	268,7	13:59'49.631
8	36.743	34.194	29.334	18.077	1'58.348P	180,9	14:01'47.979
9	22.035	33.454	28.939	17.877	1'42.305	266,0	14:03'30.284
10	21.741	33.244	29.558	18.031	1'42.574	264,7	14:05'12.858
11	21.902	33.402	29.100	17.981	1'42.385	266,0	14:06'55.243
12	21.865	33.482	29.100	18.056	1'42.503	266,0	14:08'37.746
13	21.992	34.066	29.700	4'10.698	5'36.456P	265,4	14:14'14.202
14	36.467	37.838	30.352	18.407	2'03.064P	180,9	14:16'17.266

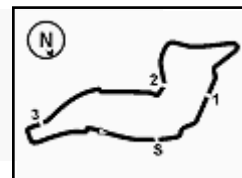
23/07/2021

P = Pits In/Out - C = Lap Time Cancelled



Powered by FICR PERUGIA TIMING



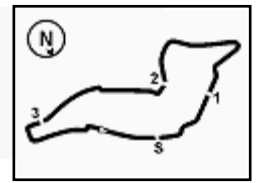


Imola Circuit 5.245 m

ACI Racing Weekend Imola, 24-25 Luglio 2021
International GT Open - Analysis Free Practice 2

15	21.851	33.645	29.455	17.934	1'42.885	265,4	14:18'00.151
16	21.685	33.447	29.097	18.017	1'42.246	266,0	14:19'42.397
17	21.593	33.296	28.970	17.934	1'41.793	266,0	14:21'24.190
18	22.751	34.608	30.474	2'12.745	3'40.578P	266,0	14:25'04.768
19	36.994	35.955	30.813	18.348	2'02.110P	182,1	14:27'06.878
20	21.939	33.672	28.961	17.973	1'42.545	262,8	14:28'49.423
21	21.788	33.466	28.980	17.888	1'42.122	264,1	14:30'31.545
22	21.823	33.752	28.947	17.928	1'42.450	264,1	14:32'13.995
23	21.762	33.548	29.061	17.946	1'42.317	265,4	14:33'56.312
24	21.791	33.403	29.010	17.997	1'42.201	266,0	14:35'38.513
25	21.681	33.554	29.665	18.115	1'43.015	266,7	14:37'21.528
26	21.729	33.482	28.920	17.983	1'42.114	266,7	14:39'03.642
27	22.937	37.185	31.523	19.039	1'50.684	265,4	14:40'54.326

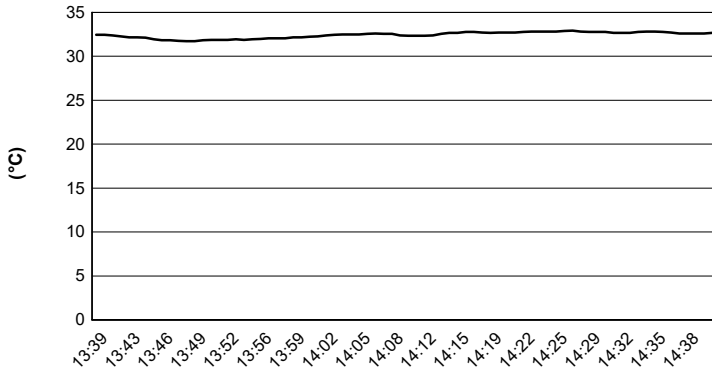




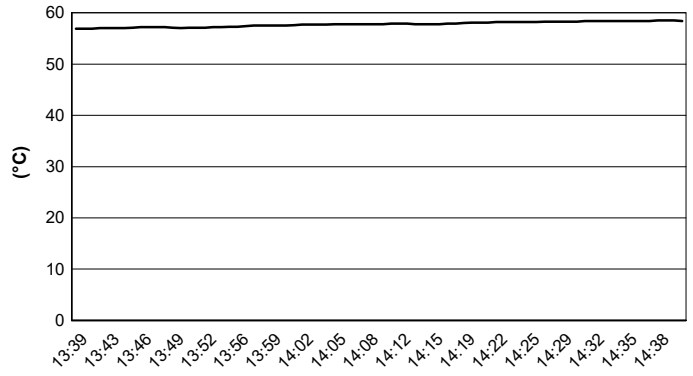
Imola Circuit 5.245 m

ACI Racing Weekend Imola, 24-25 Luglio 2021
International GT Open - Weather Report Free Practice 2
 Session started 13:39 - Session ended 14:41

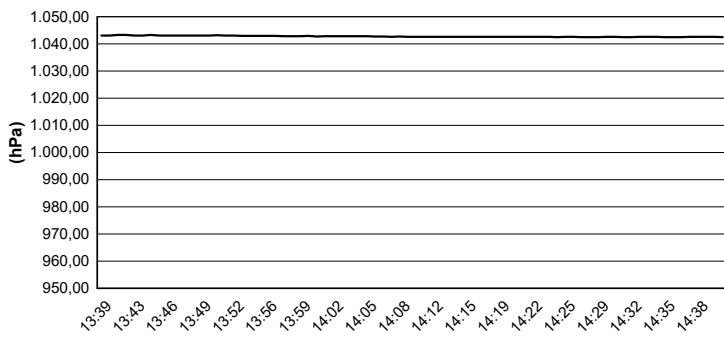
Air Temperature



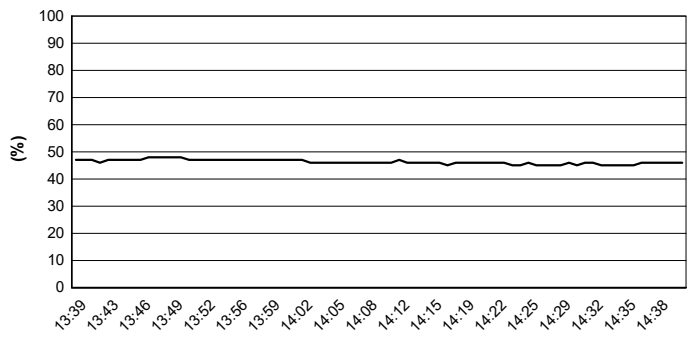
Track Temperature



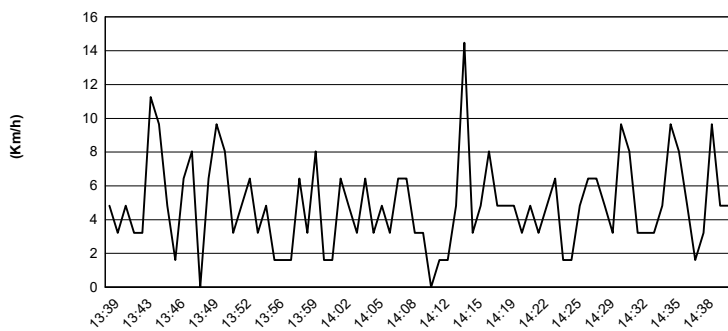
Air Pressure



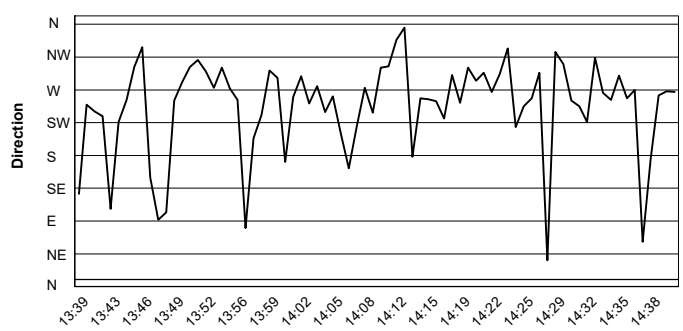
Humidity



Wind Speed



Wind Direction



23/07/2021

