

ACI Racing Weekend Imola, 24-25 Luglio 2021

International GT Open - Results Race 1

Laps 41 = 215,045 km - Avg 180,310 km/h - Race Time 1:11'33.511

Imola Circuit 5.245 m

1 / 2

No.	Driver 1 Entrant	Driver 2 Team	Car	Class	Laps	Time	Gap	Rel.	Fastest Lap
1	47 SPINELLI Loris (ITA) AKM MOTORSPORT	AKM Motorsport	Mercedes AMG GT3	PRO	41	1:11'33.511		20	1'41.406
2	63 BERETTA Michele (ITA) 1'41.977 VINCENTO SOSPIRI RACING	SCHANDORFF Freederik (DNK) Vincenzo Sospiri Racing	Lamborghini Huracan GT3 EVO	PRO	41	1:11'37.918	4.407	4.407	21 1'41.202
3	77 AL ZUBAIR Al Faisal (OMN) 1'42.289 LECHNER RACING	SOUCEK Andy (ESP) Lechner Racing	Porsche 911 GT3-R	PRO	41	1:11'39.914	6.403	1.996	7 1'42.287
4	21 FERRARI Lorenzo (ITA) 1'42.232 AUDI SPORT ITALIA	AGOSTINI Riccardo (ITA) Audi Sport Italia	AUDI R8 GT3 LMS	PRO	41	1:11'45.122	11.611	5.208	41 1'41.785
5	19 MOULIN Baptiste (BEL) 1'43.425 VINCENTO SOSPIRI RACING	NEMOTO Yuki (JPN) Vincenzo Sospiri Racing	Lamborghini Huracan GT3 EVO	PRO	41	1:12'13.733	40.222	28.611	5 1'42.342
6	11 MOLLER Jens Reno (DNK) 1'43.519 RENO RACING	PAVERUD Marcus (NOR) Reno Racing	Honda NSX GT3 EVO	PROAM	41	1:12'30.332	56.821	16.599	6 1'42.982
7	72 MOSS Nick (GBR) 1'44.158 INCEPTION RACING	OSBORNE Joe (GBR) Inception Racing	McLaren 720 S GT3	PROAM	41	1:12'39.256	1'05.745	8.924	23 1'42.850
8	14 SCHOLZE Florian (DEU) 1'43.223 AKM MOTORSPORT	LIEBHAUSER Jens (DEU) AKM Motorsport	Mercedes AMG GT3	AM	41	1:12'39.512	1'06.001	0.256	38 1'42.604
9	7 IRIBE Brendan (USA) 1'43.364 INCEPTION RACING	MILLROY Onlie (GBR) Inception Racing	McLaren 720 S GT3	PROAM	41	1:12'44.645	1'11.134	5.133	29 1'42.836
10	8 CIPRIANI Giuseppe (ITA) BARONE RAMPANTE	Barone Rampante	Lamborghini Huracan GT3 EVO	AM	40	1:11'55.153	1 Lap	1 Lap	32 1'44.733

Starting: 10 Classified: 10 Not Classified: 0 Retired: 0 Not Started: 0

Fastest Lap N. 21 No. 63 Freederik Schandorff Time 1'41.202 Avg. 186,577 Km/h

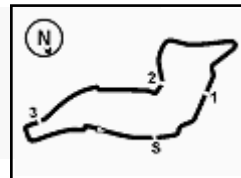
Humidity:	30%	AIR	35°C
Condition:	DRY	Track	53°C

Clerk of the Course : Massimiliano Ghinassi

Race Director : Xavier Bone

24/07/2021 Start 14:23 End 15:36





Imola Circuit 5.245 m

ACI Racing Weekend Imola, 24-25 Luglio 2021

International GT Open - Results by Category Race 1

Category AM

Laps 41 = 215,045 km - Avg 177,580 km/h - Race Time 1:12'39.512

No.	Driver 1 Entrant	Driver 2 Team	Car	Laps	Time	Gap	Rel.	Fastest Lap
1	14 SCHOLZE Florian (DEU) 1'43.223 AKM MOTORSPORT	LIEBHAUSER Jens (DEU) AKM Motorsport	Mercedes AMG GT3	41	1:12'39.512		38	1'42.604
2	8 CIPRIANI Giuseppe (ITA) BARONE RAMPANTE	Barone Rampante	Lamborghini Huracan GT3 EVO	40	1:11'55.153	1 Lap	1 Lap	32 1'44.733

Starting: 2 Classified: 2 Not Classified: 0 Retired: 0 Not Started: 0
 Fastest Lap N. 38 No. 14 Jens Liebhauser Time 1'42.604 Avg. 184,028 Km/h

Category PRO

Laps 41 = 215,045 km - Avg 180,310 km/h - Race Time 1:11'33.511

No.	Driver 1 Entrant	Driver 2 Team	Car	Laps	Time	Gap	Rel.	Fastest Lap
1	47 SPINELLI Loris (ITA) AKM MOTORSPORT	AKM Motorsport	Mercedes AMG GT3	41	1:11'33.511		20	1'41.406
2	63 BERETTA Michele (ITA) 1'41.977 VINCENZO SOSPIRI RACING	SCHANDORFF Freederik (DNK) Vincenzo Sospiri Racing	Lamborghini Huracan GT3 EVO	41	1:11'37.918	4.407	4.407	21 1'41.202
3	77 AL ZUBAIR Al Faisal (OMN) 1'42.289 LECHNER RACING	SOUCEK Andy (ESP) Lechner Racing	Porsche 911 GT3-R	41	1:11'39.914	6.403	1.996	7 1'42.287
4	21 FERRARI Lorenzo (ITA) 1'42.232 AUDI SPORT ITALIA	AGOSTINI Riccardo (ITA) Audi Sport Italia	AUDI R8 GT3 LMS	41	1:11'45.122	11.611	5.208	41 1'41.785
5	19 MOULIN Baptiste (BEL) 1'43.425 VINCENZO SOSPIRI RACING	NEMOTO Yuki (JPN) Vincenzo Sospiri Racing	Lamborghini Huracan GT3 EVO	41	1:12'13.733	40.222	28.611	5 1'42.342

Starting: 5 Classified: 5 Not Classified: 0 Retired: 0 Not Started: 0
 Fastest Lap N. 21 No. 63 Freederik Schandorff Time 1'41.202 Avg. 186,577 Km/h

Category PROAM

Laps 41 = 215,045 km - Avg 177,955 km/h - Race Time 1:12'30.332

No.	Driver 1 Entrant	Driver 2 Team	Car	Laps	Time	Gap	Rel.	Fastest Lap
1	11 MOLLER Jens Reno (DNK) 1'43.519 RENO RACING	PAVERUD Marcus (NOR) Reno Racing	Honda NSX GT3 EVO	41	1:12'30.332		6	1'42.982
2	72 MOSS Nick (GBR) 1'44.158 INCEPTION RACING	OSBORNE Joe (GBR) Inception Racing	McLaren 720 S GT3	41	1:12'39.256	8.924	8.924	23 1'42.850
3	7 IRIBE Brendan (USA) 1'43.364 INCEPTION RACING	MILLROY Onlie (GBR) Inception Racing	McLaren 720 S GT3	41	1:12'44.645	14.313	5.389	29 1'42.836

Starting: 3 Classified: 3 Not Classified: 0 Retired: 0 Not Started: 0
 Fastest Lap N. 29 No. 7 Onlie Millroy Time 1'42.836 Avg. 183,613 Km/h

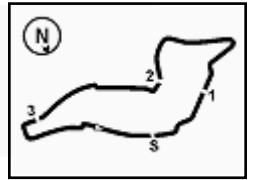
Humidity:	30%	AIR	35°C
Condition:	DRY	Track	53°C

Clerk of the Course : Massimiliano Ghinassi

Race Director : Xavier Bone

24/07/2021 Start 14:23 End 15:36





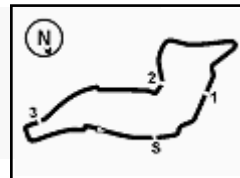
Imola Circuit 5.245 m

ACI Racing Weekend Imola, 24-25 Luglio 2021
International GT Open - Lap Chart Race 1

		Lap																													
		1	2	3	4	5	6	7	8	9	10	11	12	13	14	15	16	17	18	19	20	21	22	23	24	25	26	27	28	29	30
Pos	1	47	47	47	47	47	47	47	47	47	47	47	47	47	47	47	47	77	77	77	77	19	19	19	72	47	47	47	47	47	47
	2	63	63	63	63	63	63	63	63	63	63	63	63	63	63	63	63	21	21	19	19	19	72	72	47	77	77	77	77	77	77
	3	77	77	77	77	77	77	77	77	77	77	77	77	77	77	77	77	19	19	11	72	11	47	47	77	63	63	63	63	63	63
	4	21	21	21	21	21	21	21	21	21	21	21	21	21	21	21	21	11	11	72	11	77	77	19	21	21	21	21	21	21	21
	5	19	19	19	19	19	19	19	19	19	19	19	19	19	19	19	19	72	72	14	14	47	11	63	63	19	19	19	19	19	19
	6	11	11	11	11	11	11	11	11	11	11	11	11	11	11	11	11	14	14	47	47	63	63	21	21	11	11	11	11	11	11
	7	72	72	72	72	72	72	72	72	72	72	72	72	72	72	72	72	8	8	21	63	21	21	11	11	72	72	72	72	72	72
	8	14	14	14	14	14	14	14	14	14	14	14	14	14	14	14	14	47	47	63	21	14	14	14	14	14	14	14	14	14	14
	9	7	7	7	7	7	7	7	7	7	7	7	7	7	7	7	7	63	63	8	7	7	7	7	7	7	7	7	7	7	7
	10	8	8	8	8	8	8	8	8	8	8	8	8	8	8	8	8	7	7	7	7	8	8	8	8	8	8	8	8	8	8

		Lap									
		31	32	33	34	35	36	37	38	39	40
Pos	1	47	47	47	47	47	47	47	47	47	47
	2	77	77	77	77	77	77	77	63	63	63
	3	63	63	63	63	63	63	77	77	77	77
	4	21	21	21	21	21	21	21	21	21	21
	5	19	19	19	19	19	19	19	19	19	19
	6	11	11	11	11	11	11	11	11	11	11
	7	72	72	72	72	72	72	72	72	72	72
	8	14	14	14	14	14	14	14	14	14	14
	9	7	7	7	7	7	7	7	7	7	7
	10	8	8	8	8	8	8	8	8	8	8





Imola Circuit 5.245 m

ACI Racing Weekend Imola, 24-25 Luglio 2021

International GT Open - Lap Chart Race 1

Lap 1

1	47 Spinelli L.	1'43.506
2	63 Schandorff F.	0.763
3	77 AL Zubair A.	1.643
4	21 Agostini R.	2.112
5	19 Moulin B.	2.582
6	11 Moller J.	3.351
7	72 Moss N.	3.770
8	14 Liebhauser J.	5.021
9	7 Millroy O.	5.485
10	8 Cipriani G.	7.235

Lap 7

1	47 Spinelli L.	11'56.527
2	63 Schandorff F.	3.262
3	77 AL Zubair A.	4.572
4	21 Agostini R.	5.505
5	19 Moulin B.	7.014
6	11 Moller J.	10.660
7	72 Moss N.	11.204
8	14 Liebhauser J.	17.997
9	7 Millroy O.	19.104
10	8 Cipriani G.	28.779

Lap 13

1	47 Spinelli L.	22'09.540
2	63 Schandorff F.	6.115
3	77 AL Zubair A.	8.252
4	21 Agostini R.	8.682
5	19 Moulin B.	15.536
6	11 Moller J.	20.179
7	72 Moss N.	20.532
8	14 Liebhauser J.	27.930
9	7 Millroy O.	29.064
10	8 Cipriani G.	50.446

Lap 19

1	77 AL Zubair A.	32'35.702
2	19 Moulin B.	11.818
3	11 Moller J.	15.854
4	72 Moss N.	16.141
5	14 Liebhauser J.	22.396
6	47 Spinelli L.	1'12.375
7	21 Agostini R.	1'23.996
8	63 Schandorff F.	1'33.080
9	8 Cipriani G.	
10	7 Millroy O.	

Lap 2

1	47 Spinelli L.	3'26.134
2	63 Schandorff F.	1.128
3	77 AL Zubair A.	2.135
4	21 Agostini R.	2.602
5	19 Moulin B.	2.847
6	11 Moller J.	4.318
7	72 Moss N.	4.573
8	14 Liebhauser J.	7.223
9	7 Millroy O.	7.836
10	8 Cipriani G.	10.591

Lap 8

1	47 Spinelli L.	13'38.571
2	63 Schandorff F.	3.616
3	77 AL Zubair A.	4.890
4	21 Agostini R.	5.693
5	19 Moulin B.	8.214
6	11 Moller J.	12.184
7	72 Moss N.	12.463
8	14 Liebhauser J.	19.796
9	7 Millroy O.	21.277
10	8 Cipriani G.	32.742

Lap 14

1	47 Spinelli L.	23'51.722
2	63 Schandorff F.	6.410
3	77 AL Zubair A.	8.756
4	21 Agostini R.	9.458
5	19 Moulin B.	17.574
6	11 Moller J.	21.506
7	72 Moss N.	21.895
8	14 Liebhauser J.	29.041
9	7 Millroy O.	30.246
10	8 Cipriani G.	53.578

Lap 20

1	77 AL Zubair A.	34'18.730
2	19 Moulin B.	12.364
3	72 Moss N.	16.538
4	11 Moller J.	17.747
5	14 Liebhauser J.	22.942
6	47 Spinelli L.	1'10.753
7	63 Schandorff F.	1'31.589
8	21 Agostini R.	1'38.826
9	7 Millroy O.	
10	8 Cipriani G.	

Lap 3

1	47 Spinelli L.	5'08.273
2	63 Schandorff F.	1.763
3	77 AL Zubair A.	2.699
4	21 Agostini R.	3.108
5	19 Moulin B.	3.731
6	11 Moller J.	6.156
7	72 Moss N.	6.480
8	14 Liebhauser J.	9.561
9	7 Millroy O.	9.950
10	8 Cipriani G.	14.155

Lap 9

1	47 Spinelli L.	15'20.817
2	63 Schandorff F.	4.374
3	77 AL Zubair A.	5.164
4	21 Agostini R.	5.794
5	19 Moulin B.	9.422
6	11 Moller J.	13.770
7	72 Moss N.	14.069
8	14 Liebhauser J.	21.357
9	7 Millroy O.	22.943
10	8 Cipriani G.	36.776

Lap 15

1	47 Spinelli L.	25'33.785
2	63 Schandorff F.	7.177
3	77 AL Zubair A.	9.303
4	21 Agostini R.	9.851
5	19 Moulin B.	19.309
6	11 Moller J.	23.002
7	72 Moss N.	23.704
8	14 Liebhauser J.	30.297
9	7 Millroy O.	31.714
10	8 Cipriani G.	57.830

Lap 21

1	19 Moulin B.	36'14.112
2	72 Moss N.	4.487
3	11 Moller J.	6.903
4	77 AL Zubair A.	52.041
5	47 Spinelli L.	57.225
6	63 Schandorff F.	1'17.409
7	21 Agostini R.	1'26.374
8	14 Liebhauser J.	1'27.531
9	7 Millroy O.	
10	8 Cipriani G.	

Lap 4

1	47 Spinelli L.	6'50.212
2	63 Schandorff F.	2.616
3	77 AL Zubair A.	3.278
4	21 Agostini R.	3.736
5	19 Moulin B.	4.557
6	11 Moller J.	7.693
7	72 Moss N.	8.122
8	14 Liebhauser J.	11.920
9	7 Millroy O.	12.314
10	8 Cipriani G.	18.250

Lap 10

1	47 Spinelli L.	17'03.017
2	63 Schandorff F.	4.832
3	77 AL Zubair A.	5.528
4	21 Agostini R.	5.852
5	19 Moulin B.	10.464
6	11 Moller J.	15.607
7	72 Moss N.	15.930
8	14 Liebhauser J.	23.738
9	7 Millroy O.	24.289
10	8 Cipriani G.	40.106

Lap 16

1	47 Spinelli L.	27'15.884
2	63 Schandorff F.	7.514
3	77 AL Zubair A.	10.373
4	21 Agostini R.	10.735
5	19 Moulin B.	20.883
6	11 Moller J.	24.344
7	72 Moss N.	24.996
8	14 Liebhauser J.	31.421
9	7 Millroy O.	33.994
10	8 Cipriani G.	1'02.356

Lap 22

1	19 Moulin B.	37'57.266
2	72 Moss N.	4.853
3	47 Spinelli L.	55.614
4	77 AL Zubair A.	1'07.135
5	11 Moller J.	1'16.042
6	63 Schandorff F.	1'16.736
7	21 Agostini R.	1'25.860
8	14 Liebhauser J.	1'43.300
9	7 Millroy O.	
10	8 Cipriani G.	

Lap 5

1	47 Spinelli L.	8'32.346
2	63 Schandorff F.	2.883
3	77 AL Zubair A.	3.909
4	21 Agostini R.	4.365
5	19 Moulin B.	4.765
6	11 Moller J.	8.848
7	72 Moss N.	9.309
8	14 Liebhauser J.	13.640
9	7 Millroy O.	14.182
10	8 Cipriani G.	21.713

Lap 11

1	47 Spinelli L.	18'45.371
2	63 Schandorff F.	5.021
3	77 AL Zubair A.	6.073
4	21 Agostini R.	6.435
5	19 Moulin B.	11.227
6	11 Moller J.	17.089
7	72 Moss N.	17.428
8	14 Liebhauser J.	25.210
9	7 Millroy O.	25.665
10	8 Cipriani G.	43.956

Lap 17

1	77 AL Zubair A.	29'09.368
2	21 Agostini R.	0.412
3	19 Moulin B.	11.006
4	11 Moller J.	14.279
5	72 Moss N.	14.857
6	14 Liebhauser J.	21.775
7	8 Cipriani G.	54.492
8	47 Spinelli L.	1'01.464
9	63 Schandorff F.	1'19.857
10	7 Millroy O.	

Lap 23

1	19 Moulin B.	39'40.918
2	72 Moss N.	4.051
3	47 Spinelli L.	54.090
4	77 AL Zubair A.	1'06.216
5	63 Schandorff F.	1'15.158
6	21 Agostini R.	1'24.873
7	11 Moller J.	1'32.810
8	14 Liebhauser J.	1'44.422
9	7 Millroy O.	1'58.642
10	8 Cipriani G.	

Lap 6

1	47 Spinelli L.	10'14.345
2	63 Schandorff F.	3.467
3	77 AL Zubair A.	4.467
4	21 Agostini R.	4.972
5	19 Moulin B.	5.611
6	11 Moller J.	9.831
7	72 Moss N.	10.490
8	14 Liebhauser J.	16.132
9	7 Millroy O.	16.522
10	8 Cipriani G.	25.305

Lap 12

1	47 Spinelli L.	20'27.411
2	63 Schandorff F.	5.902
3	77 AL Zubair A.	7.281
4	21 Agostini R.	7.624
5	19 Moulin B.	12.183
6	11 Moller J.	18.752
7	72 Moss N.	19.156
8	14 Liebhauser J.	26.616
9	7 Millroy O.	27.428
10	8 Cipriani G.	47.455

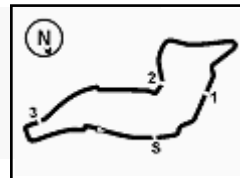
Lap 18

1	77 AL Zubair A.	30'52.510
2	21 Agostini R.	0.518
3	19 Moulin B.	11.062
4	11 Moller J.	15.085
5	72 Moss N.	15.376
6	14 Liebhauser J.	22.353
7	8 Cipriani G.	56.998
8	47 Spinelli L.	1'14.004
9	63 Schandorff F.	1'34.448
10	7 Millroy O.	

Lap 24

1	72 Moss N.	41'44.758
2	47 Spinelli L.	32.722
3	77 AL Zubair A.	44.900
4	19 Moulin B.	48.167
5	63 Schandorff F.	53.338
6	21 Agostini R.	1'03.204
7	11 Moller J.	1'13.495
8	14 Liebhauser J.	1'29.359
9	7 Millroy O.	1'37.815
10	8 Cipriani G.	2'01.234





Imola Circuit 5.245 m

3 / 4

ACI Racing Weekend Imola, 24-25 Luglio 2021

International GT Open - Lap Chart Race 1

Lap 25		
1	47 Spinelli L.	44'00.263
2	77 AL Zubair A.	11.798
3	63 Schandorff F.	19.646
4	21 Agostini R.	30.510
5	19 Moulin B.	32.636
6	11 Moller J.	43.322
7	72 Moss N.	44.134
8	14 Liebhauser J.	57.854
9	7 Millroy O.	1'05.871
10	8 Cipriani G.	1'30.766

Lap 31		
1	47 Spinelli L.	54'18.809
2	77 AL Zubair A.	8.421
3	63 Schandorff F.	12.649
4	21 Agostini R.	24.498
5	19 Moulin B.	38.052
6	11 Moller J.	50.664
7	72 Moss N.	53.085
8	14 Liebhauser J.	1'04.425
9	7 Millroy O.	1'05.522
10	8 Cipriani G.	

Lap 37		
1	47 Spinelli L.	1:04'38.707
2	77 AL Zubair A.	7.204
3	63 Schandorff F.	7.416
4	21 Agostini R.	17.801
5	19 Moulin B.	40.123
6	11 Moller J.	55.386
7	72 Moss N.	1'00.948
8	14 Liebhauser J.	1'07.240
9	7 Millroy O.	1'07.761
10	8 Cipriani G.	

Lap 26		
1	47 Spinelli L.	45'43.119
2	77 AL Zubair A.	11.648
3	63 Schandorff F.	18.649
4	21 Agostini R.	29.802
5	19 Moulin B.	33.618
6	11 Moller J.	44.433
7	72 Moss N.	46.334
8	14 Liebhauser J.	59.023
9	7 Millroy O.	1'06.111
10	8 Cipriani G.	1'33.027

Lap 32		
1	47 Spinelli L.	56'01.804
2	77 AL Zubair A.	8.190
3	63 Schandorff F.	11.323
4	21 Agostini R.	23.433
5	19 Moulin B.	39.078
6	11 Moller J.	52.089
7	72 Moss N.	54.248
8	14 Liebhauser J.	1'04.990
9	7 Millroy O.	1'05.991
10	8 Cipriani G.	

Lap 38		
1	47 Spinelli L.	1:06'22.411
2	63 Schandorff F.	7.045
3	77 AL Zubair A.	7.543
4	21 Agostini R.	16.575
5	19 Moulin B.	40.168
6	11 Moller J.	56.190
7	72 Moss N.	1'02.063
8	14 Liebhauser J.	1'06.140
9	7 Millroy O.	1'07.190
10	8 Cipriani G.	

Lap 27		
1	47 Spinelli L.	47'26.161
2	77 AL Zubair A.	11.537
3	63 Schandorff F.	17.589
4	21 Agostini R.	28.706
5	19 Moulin B.	34.178
6	11 Moller J.	46.133
7	72 Moss N.	47.873
8	14 Liebhauser J.	59.871
9	7 Millroy O.	1'06.054
10	8 Cipriani G.	1'35.082

Lap 33		
1	47 Spinelli L.	57'44.925
2	77 AL Zubair A.	8.784
3	63 Schandorff F.	10.643
4	21 Agostini R.	22.335
5	19 Moulin B.	39.683
6	11 Moller J.	52.848
7	72 Moss N.	55.300
8	14 Liebhauser J.	1'05.257
9	7 Millroy O.	1'05.886
10	8 Cipriani G.	

Lap 39		
1	47 Spinelli L.	1:08'05.510
2	63 Schandorff F.	6.734
3	77 AL Zubair A.	7.832
4	21 Agostini R.	15.761
5	19 Moulin B.	40.656
6	11 Moller J.	57.127
7	72 Moss N.	1'03.597
8	14 Liebhauser J.	1'06.416
9	7 Millroy O.	1'08.658
10	8 Cipriani G.	

Lap 28		
1	47 Spinelli L.	49'09.032
2	77 AL Zubair A.	11.031
3	63 Schandorff F.	16.580
4	21 Agostini R.	27.831
5	19 Moulin B.	35.244
6	11 Moller J.	48.506
7	72 Moss N.	49.667
8	14 Liebhauser J.	1'00.380
9	7 Millroy O.	1'06.125
10	8 Cipriani G.	1'37.145

Lap 34		
1	47 Spinelli L.	59'27.966
2	77 AL Zubair A.	8.582
3	63 Schandorff F.	9.314
4	21 Agostini R.	21.353
5	19 Moulin B.	40.212
6	11 Moller J.	53.542
7	72 Moss N.	56.892
8	14 Liebhauser J.	1'06.359
9	7 Millroy O.	1'06.909
10	8 Cipriani G.	

Lap 40		
1	47 Spinelli L.	1:09'48.552
2	63 Schandorff F.	6.202
3	77 AL Zubair A.	7.719
4	21 Agostini R.	14.785
5	19 Moulin B.	41.395
6	11 Moller J.	58.052
7	72 Moss N.	1'05.420
8	14 Liebhauser J.	1'07.558
9	7 Millroy O.	1'11.055
10	8 Cipriani G.	

Lap 29		
1	47 Spinelli L.	50'52.223
2	77 AL Zubair A.	10.205
3	63 Schandorff F.	15.398
4	21 Agostini R.	26.557
5	19 Moulin B.	36.595
6	11 Moller J.	49.354
7	72 Moss N.	51.159
8	14 Liebhauser J.	1'01.908
9	7 Millroy O.	1'05.770
10	8 Cipriani G.	1'39.111

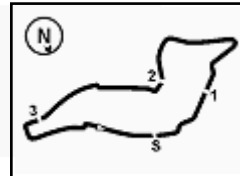
Lap 35		
1	47 Spinelli L.	1:01'12.090
2	77 AL Zubair A.	7.196
3	63 Schandorff F.	7.617
4	21 Agostini R.	19.557
5	19 Moulin B.	39.513
6	11 Moller J.	53.608
7	72 Moss N.	57.964
8	14 Liebhauser J.	1'07.023
9	7 Millroy O.	1'07.429
10	8 Cipriani G.	

Lap 41		
1	47 Spinelli L.	1:11'33.511
2	63 Schandorff F.	4.407
3	77 AL Zubair A.	6.403
4	21 Agostini R.	11.611
5	19 Moulin B.	40.222
6	11 Moller J.	56.821
7	72 Moss N.	1'05.745
8	14 Liebhauser J.	1'06.001
9	7 Millroy O.	1'11.134
10	8 Cipriani G.	

Lap 30		
1	47 Spinelli L.	52'35.333
2	77 AL Zubair A.	9.608
3	63 Schandorff F.	14.135
4	21 Agostini R.	25.238
5	19 Moulin B.	37.495
6	11 Moller J.	50.621
7	72 Moss N.	52.219
8	14 Liebhauser J.	1'03.481
9	7 Millroy O.	1'05.923
10	8 Cipriani G.	1'42.479

Lap 36		
1	47 Spinelli L.	1:02'55.314
2	77 AL Zubair A.	7.912
3	63 Schandorff F.	8.401
4	21 Agostini R.	19.040
5	19 Moulin B.	39.802
6	11 Moller J.	54.470
7	72 Moss N.	59.750
8	14 Liebhauser J.	1'07.023
9	7 Millroy O.	1'07.577
10	8 Cipriani G.	





Imola Circuit 5.245 m

4 / 4

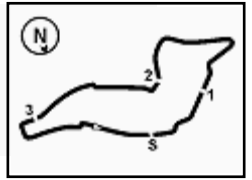
ACI Racing Weekend Imola, 24-25 Luglio 2021

International GT Open - Lap Chart Race 1

Race Pace Comparison

	47 Spi	63 Ber	77 AIZ	21 Fer	19 Mou	11 Mol	72 Mos	14 Sch	7 Iri	8 Cip
1	1'43.506	1'44.269	1'45.149	1'45.618	1'46.088	1'46.857	1'47.276	1'48.527	1'48.991	1'50.741
2	1'42.628	1'42.993	1'43.120	1'43.118	1'42.893	1'43.595	1'43.431	1'44.830	1'44.979	1'45.984
3	1'42.139	1'42.774	1'42.703	1'42.645	1'43.023	1'43.977	1'44.046	1'44.477	1'44.253	1'45.703
4	1'41.939	1'42.792	1'42.518	1'42.567	1'42.765	1'43.476	1'43.581	1'44.298	1'44.303	1'46.034
5	1'42.134	1'42.401	1'42.765	1'42.763	1'42.342	1'43.289	1'43.321	1'43.854	1'44.002	1'45.597
6	1'41.999	1'42.583	1'42.557	1'42.606	1'42.845	1'42.982	1'43.180	1'44.491	1'44.339	1'45.591
7	1'42.182	1'41.977	1'42.287	1'42.715	1'43.585	1'43.011	1'42.896	1'44.047	1'44.764	1'45.674
8	1'42.044	1'42.398	1'42.362	1'42.232	1'43.244	1'43.568	1'43.303	1'43.843	1'44.217	1'45.989
9	1'42.246	1'43.004	1'42.520	1'42.347	1'43.454	1'43.832	1'43.852	1'43.807	1'43.912	1'46.280
10	1'42.200	1'42.658	1'42.564	1'42.258	1'43.242	1'44.037	1'44.061	1'44.581	1'43.546	1'45.530
11	1'42.354	1'42.543	1'42.899	1'42.937	1'43.117	1'43.836	1'43.852	1'43.826	1'43.730	1'46.204
12	1'42.040	1'42.921	1'43.248	1'43.229	1'42.996	1'43.703	1'43.768	1'43.446	1'43.803	1'45.539
13	1'42.129	1'42.342	1'43.100	1'43.187	1'45.482	1'43.556	1'43.505	1'43.443	1'43.765	1'45.120
14	1'42.182	1'42.477	1'42.686	1'42.958	1'44.220	1'43.509	1'43.545	1'43.293	1'43.364	1'45.314
15	1'42.063	1'42.830	1'42.610	1'42.456	1'43.798	1'43.559	1'43.872	1'43.319	1'43.531	1'46.315
16	1'42.099	1'42.436	1'43.169	1'42.983	1'43.673	1'43.441	1'43.391	1'43.223	1'44.379	1'46.625
17	2'54.948	3'05.827	1'43.111	1'43.161	1'43.607	1'43.419	1'43.345	1'43.838	3'13.422	1'45.620
18	1'55.682	1'57.733	1'43.142	1'43.248	1'43.198	1'43.948	1'43.661	1'43.720	1'59.270	1'45.648
19	1'41.563	1'41.824	1'43.192	3'06.670	1'43.948	1'43.961	1'43.957	1'43.235	1'44.013	2'54.546
20	1'41.406	1'41.537	1'43.028	1'57.858	1'43.574	1'44.921	1'43.425	1'43.574	1'43.351	2'00.459
21	1'41.854	1'41.202	2'47.423	1'42.930	1'43.018	1'44.538	1'43.331	2'59.971	1'43.184	1'45.565
22	1'41.543	1'42.481	1'58.248	1'42.640	1'43.154	2'52.293	1'43.520	1'58.923	1'43.124	1'45.017
23	1'42.128	1'42.074	1'42.733	1'42.665	1'43.652	2'00.420	1'42.850	1'44.774	1'43.318	1'45.635
24	1'42.472	1'42.020	1'42.524	1'42.171	2'52.007	1'44.525	1'59.789	1'48.777	1'43.013	1'45.262
25	1'42.783	1'41.813	1'42.403	1'42.811	1'59.974	1'45.332	2'59.639	1'44.000	1'43.561	1'45.037
26	1'42.856	1'41.859	1'42.706	1'42.148	1'43.838	1'43.967	1'45.056	1'44.025	1'43.096	1'45.117
27	1'43.042	1'41.982	1'42.931	1'41.946	1'43.602	1'44.742	1'44.581	1'43.890	1'42.985	1'45.097
28	1'42.871	1'41.862	1'42.365	1'41.996	1'43.937	1'45.244	1'44.665	1'43.380	1'42.942	1'44.934
29	1'43.191	1'42.009	1'42.365	1'41.917	1'44.542	1'44.039	1'44.683	1'44.719	1'42.836	1'45.157
30	1'43.110	1'41.847	1'42.513	1'41.791	1'44.010	1'44.377	1'44.170	1'44.683	1'43.263	1'46.478
31	1'43.476	1'41.990	1'42.289	1'42.736	1'44.033	1'43.519	1'44.342	1'44.420	1'43.075	1'47.341
32	1'42.995	1'41.669	1'42.764	1'41.930	1'44.021	1'44.420	1'44.158	1'43.560	1'43.464	1'44.733
33	1'43.121	1'42.441	1'43.715	1'42.023	1'43.726	1'43.880	1'44.173	1'43.388	1'43.016	1'44.743
34	1'43.041	1'41.712	1'42.839	1'42.059	1'43.570	1'43.735	1'44.633	1'44.143	1'44.064	1'47.412
35	1'44.124	1'42.427	1'42.738	1'42.328	1'43.425	1'44.190	1'45.196	1'44.788	1'44.644	1'45.066
36	1'43.224	1'44.008	1'43.940	1'42.707	1'43.513	1'44.086	1'45.010	1'43.224	1'43.372	1'45.038
37	1'43.393	1'42.408	1'42.685	1'42.154	1'43.714	1'44.309	1'44.591	1'43.610	1'43.577	1'44.942
38	1'43.704	1'43.333	1'44.043	1'42.478	1'43.749	1'44.508	1'44.819	1'42.604	1'43.133	1'46.617
39	1'43.099	1'42.788	1'43.388	1'42.285	1'43.587	1'44.036	1'44.633	1'43.375	1'44.567	1'46.250
40	1'43.042	1'42.510	1'42.929	1'42.066	1'43.781	1'43.967	1'44.865	1'44.184	1'45.439	1'45.199
41	1'44.959	1'43.164	1'43.643	1'41.785	1'43.786	1'43.728	1'45.284	1'43.402	1'45.038	





Imola Circuit 5.245 m

ACI Racing Weekend Imola, 24-25 Luglio 2021 International GT Open - Sector and Speeds Race 1

RESULTS

1	47	AKM MOTORSPORT	Mercedes AMG GT3	Laps 41
2	63	VINCENZO SOSPIRI RACING	Lamborghini Huracan GT3 EVO	4.407
3	77	LECHNER RACING	Porsche 911 GT3-R	6.403
4	21	AUDI SPORT ITALIA	AUDI R8 GT3 LMS	11.611
5	19	VINCENZO SOSPIRI RACING	Lamborghini Huracan GT3 EVO	40.222
6	11	RENO RACING	Honda NSX GT3 EVO	56.821
7	72	INCEPTION RACING	McLaren 720 S GT3	1'05.745
8	14	AKM MOTORSPORT	Mercedes AMG GT3	1'06.001
9	7	INCEPTION RACING	McLaren 720 S GT3	1'11.134
10	8	BARONE RAMPANTE	Lamborghini Huracan GT3 EVO	1 Lap

SPEED

1	21	AUDI SPORT ITALIA	AUDI R8 GT3 LMS	269,3
2	63	VINCENZO SOSPIRI RACING	Lamborghini Huracan GT3 EVO	268,0
3	7	INCEPTION RACING	McLaren 720 S GT3	267,3
4	19	VINCENZO SOSPIRI RACING	Lamborghini Huracan GT3 EVO	266,0
5	47	AKM MOTORSPORT	Mercedes AMG GT3	264,7
6	77	LECHNER RACING	Porsche 911 GT3-R	264,1
7	14	AKM MOTORSPORT	Mercedes AMG GT3	264,1
8	11	RENO RACING	Honda NSX GT3 EVO	264,1
9	72	INCEPTION RACING	McLaren 720 S GT3	263,4
10	8	BARONE RAMPANTE	Lamborghini Huracan GT3 EVO	262,8

SEG. 1

1	63	VINCENZO SOSPIRI RA	21.745
2	47	AKM MOTORSPORT	21.766
3	21	AUDI SPORT ITALIA	21.774
4	77	LECHNER RACING	21.844
5	11	RENO RACING	21.866
6	19	VINCENZO SOSPIRI RA	21.868
7	72	INCEPTION RACING	21.913
8	7	INCEPTION RACING	21.926
9	14	AKM MOTORSPORT	21.936
10	8	BARONE RAMPANTE	22.278

SEG. 2

1	47	AKM MOTORSPORT	32.831
2	63	VINCENZO SOSPIRI RA	32.848
3	21	AUDI SPORT ITALIA	33.168
4	77	LECHNER RACING	33.293
5	14	AKM MOTORSPORT	33.375
6	19	VINCENZO SOSPIRI RA	33.474
7	7	INCEPTION RACING	33.606
8	11	RENO RACING	33.613
9	72	INCEPTION RACING	33.628
10	8	BARONE RAMPANTE	33.977

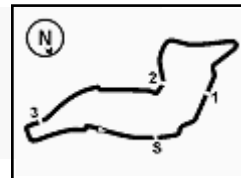
SEG. 3

1	63	VINCENZO SOSPIRI RA	28.519
2	21	AUDI SPORT ITALIA	28.554
3	47	AKM MOTORSPORT	28.646
4	77	LECHNER RACING	28.753
5	19	VINCENZO SOSPIRI RA	28.769
6	7	INCEPTION RACING	28.895
7	11	RENO RACING	28.920
8	14	AKM MOTORSPORT	28.973
9	72	INCEPTION RACING	28.986
10	8	BARONE RAMPANTE	29.529

SEG. 4

1	77	LECHNER RACING	18.005
2	63	VINCENZO SOSPIRI RA	18.019
3	47	AKM MOTORSPORT	18.024
4	21	AUDI SPORT ITALIA	18.036
5	19	VINCENZO SOSPIRI RA	18.131
6	72	INCEPTION RACING	18.148
7	14	AKM MOTORSPORT	18.182
8	7	INCEPTION RACING	18.191
9	11	RENO RACING	18.259
10	8	BARONE RAMPANTE	18.493





ACI Racing Weekend Imola, 24-25 Luglio 2021

International GT Open - Analysis Race 1

Imola Circuit 5.245 m

Start at 14:23'34.130

2 / 4

35	22.335	34.273	29.085	18.497	1'44.190	264,1	15:25'39.828	7	21.976	33.964	29.313	18.332	1'43.585	265,4	14:35'37.671
36	22.365	34.052	29.099	18.570	1'44.086	262,8	15:27'23.914	8	22.134	33.723	29.153	18.234	1'43.244	263,4	14:37'20.915
37	22.328	34.138	29.193	18.650	1'44.309	264,1	15:29'08.223	9	22.256	33.718	29.028	18.452	1'43.454	262,8	14:39'04.369
38	22.349	34.320	29.334	18.505	1'44.508	263,4	15:30'52.731	10	22.099	33.911	28.982	18.250	1'43.242	262,8	14:40'47.611
39	22.257	33.848	29.395	18.536	1'44.036	264,1	15:32'36.767	11	22.041	33.604	29.088	18.384	1'43.117	264,1	14:42'30.728
40	22.349	33.980	29.287	18.351	1'43.967	264,1	15:34'20.734	12	22.002	33.611	28.900	18.483	1'42.996	262,1	14:44'13.724
41	22.328	33.772	29.055	18.573	1'43.728	262,8	15:36'04.462	13	22.469	34.395	30.185	18.433	1'45.482	260,2	14:45'59.206

Race Time 1:12'30.332

14 AKM Motorsport (1'42.604)

Lap	Seg.1	Seg.2	Seg.3	Seg.4	Lap Time	km/h	Local Time
Florian Scholze							
1		35.186	29.918	18.573	1'48.527	222,7	14:25'22.657
2	22.654	34.106	29.571	18.499	1'44.830	263,4	14:27'07.487
3	22.600	34.009	29.424	18.444	1'44.477	262,1	14:28'51.964
4	22.491	34.072	29.251	18.484	1'44.298	262,8	14:30'36.262
5	22.298	33.855	29.295	18.406	1'43.854	262,8	14:32'20.116
6	22.470	34.065	29.410	18.546	1'44.491	262,8	14:34'04.607
7	22.385	33.869	29.395	18.398	1'44.047	262,1	14:35'48.654
8	22.331	33.889	29.189	18.434	1'43.843	260,9	14:37'32.497
9	22.296	33.858	29.240	18.413	1'43.807	262,1	14:39'16.304
10	22.364	34.026	29.713	18.478	1'44.581	261,5	14:41'00.885
11	22.207	33.876	29.269	18.474	1'43.826	259,6	14:42'44.711
12	22.157	33.951	29.135	18.203	1'43.446	261,5	14:44'28.157
13	22.238	33.781	29.108	18.316	1'43.443	260,2	14:46'11.600
14	22.112	33.826	29.173	18.182	1'43.293	260,9	14:47'54.893
15	22.094	33.751	29.190	18.284	1'43.319	261,5	14:49'38.212
16	21.970	33.788	29.141	18.324	1'43.223	262,1	14:51'21.435
17	22.073	33.939	29.566	18.260	1'43.838	262,1	14:53'05.273
18	22.118	34.056	29.288	18.258	1'43.720	260,2	14:54'48.993
19	22.041	33.582	29.210	18.402	1'43.235	264,1	14:56'32.228
20	22.415	33.819	29.086	18.254	1'43.574	262,1	14:58'15.802
21	22.210	34.078	29.613	1'34.070	2'59.971P	262,8	15:01'15.773

Jens Liebhauser							
22	36.575	34.541	29.224	18.583	1'58.923P	180,9	15:03'14.696
23	22.967	34.097	29.183	18.527	1'44.774	259,0	15:04'59.470
24	22.271	33.774	34.440	18.292	1'48.777	259,6	15:06'48.247
25	22.155	34.172	29.301	18.372	1'44.000	261,5	15:08'32.247
26	22.216	33.858	29.440	18.511	1'44.025	262,1	15:10'16.272
27	22.125	33.689	29.558	18.518	1'43.890	261,5	15:12'00.162
28	22.074	34.006	28.973	18.327	1'43.380	262,1	15:13'43.542
29	22.093	33.952	30.123	18.551	1'44.719	262,8	15:15'28.261
30	22.255	33.955	29.825	18.648	1'44.683	263,4	15:17'12.944
31	22.326	34.366	29.308	18.420	1'44.420	260,9	15:18'57.364
32	22.320	33.732	29.212	18.296	1'43.560	262,8	15:20'40.924
33	22.103	33.775	29.129	18.381	1'43.388	263,4	15:22'24.312
34	22.711	34.076	29.152	18.204	1'44.143	262,8	15:24'08.455
35	22.855	33.936	29.652	18.345	1'44.788	261,5	15:25'53.243
36	22.223	33.534	29.132	18.335	1'43.224	262,1	15:27'36.467
37	22.324	33.797	29.159	18.330	1'43.610	262,8	15:29'20.077
38	21.940	33.375	29.067	18.222	1'42.604	261,5	15:31'02.681
39	21.936	33.859	29.033	18.547	1'43.375	262,1	15:32'46.056
40	22.242	34.409	29.132	18.401	1'44.184	262,8	15:34'30.240
41	22.184	33.780	29.017	18.421	1'43.402	262,8	15:36'13.642

Race Time 1:12'39.512

19 Vincenzo Sospiri Racing (1'42.342)

Lap	Seg.1	Seg.2	Seg.3	Seg.4	Lap Time	km/h	Local Time
Yuki Nemoto							
1		34.366	29.338	18.293	1'46.088	221,8	14:25'20.218
2	22.085	33.760	28.861	18.187	1'42.893	264,7	14:27'03.111
3	22.261	33.629	28.811	18.322	1'43.023	266,0	14:28'46.134
4	21.974	33.676	28.854	18.261	1'42.765	263,4	14:30'28.899
5	21.968	33.474	28.769	18.131	1'42.342	265,4	14:32'11.241
6	21.868	33.630	29.210	18.137	1'42.845	265,4	14:33'54.086

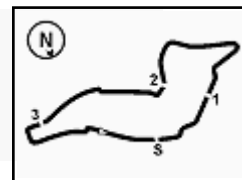
21 Audi Sport Italia (1'41.785)

Lap	Seg.1	Seg.2	Seg.3	Seg.4	Lap Time	km/h	Local Time
Lorenzo Ferrari							
1		34.220	29.091	18.435	1'45.618	216,9	14:25'19.748
2	22.096	33.624	29.099	18.299	1'43.118	261,5	14:27'02.866
3	21.906	33.621	28.916	18.202	1'42.645	262,8	14:28'45.511
4	21.963	33.616	28.768	18.220	1'42.567	267,3	14:30'28.078
5	21.965	33.419	29.113	18.266	1'42.763	264,7	14:32'10.841
6	21.987	33.399	28.864	18.356	1'42.606	269,3	14:33'53.447
7	21.863	34.000	28.714	18.138	1'42.715	265,4	14:35'36.162
8	21.929	33.486	28.661	18.156	1'42.232	266,0	14:37'18.394
9	21.973	33.493	28.675	18.206	1'42.347	263,4	14:39'00.741
10	22.072	33.387	28.623	18.176	1'42.258	262,1	14:40'42.999
11	22.071	33.660	28.916	18.290	1'42.937	264,7	14:42'25.936
12	22.000	33.697	29.099	18.433	1'43.229	266,7	14:44'09.165
13	22.115	33.651	29.060	18.361	1'43.187	264,7	14:45'52.352
14	21.988	33.545	28.927	18.498	1'42.958	265,4	14:47'35.310
15	22.079	33.547	28.703	18.127	1'42.456	260,2	14:49'17.766
16	22.057	33.852	28.865	18.209	1'42.983	265,4	14:51'00.749
17	22.156	33.757	28.978	18.270	1'43.161	263,4	14:52'43.910
18	22.185	33.774	28.986	18.303	1'43.248	260,9	14:54'27.158
19	22.045	33.721	29.218	1'41.686	3'06.670P	262,8	14:57'33.828
Riccardo Agostini							
20	36.420	34.098	28.940	18.400	1'57.858P	177,9	14:59'31.686
21	22.286	33.579	28.864	18.201	1'42.930	262,1	15:01'14.616
22	22.100	33.459	28.739	18.342	1'42.640	263,4	15:02'57.256
23	22.043	33.443	28.991	18.188	1'42.665	266,0	15:04'39.921

24/07/2021

P = Pits In/Out - C = Lap Time Cancelled





ACI Racing Weekend Imola, 24-25 Luglio 2021

International GT Open - Analysis Race 1

Imola Circuit 5.245 m

Start at 14:23'34.130

4 / 4

16	21.949	33.910	29.340	18.192	1'43.391	262,1	14:51'15.010	33	22.088	33.320	30.296	18.011	1'43.715	262,8	15:21'27.839
17	21.913	33.896	29.276	18.260	1'43.345	261,5	14:52'58.355	34	21.980	33.656	28.959	18.244	1'42.839	261,5	15:23'10.678
18	22.049	33.900	29.449	18.263	1'43.661	260,2	14:54'42.016	35	22.153	33.558	28.809	18.218	1'42.738	261,5	15:24'53.416
19	22.096	34.075	29.408	18.378	1'43.957	262,1	14:56'25.973	36	22.055	33.990	29.520	18.375	1'43.940	261,5	15:26'37.356
20	22.122	34.038	29.104	18.161	1'43.425	261,5	14:58'09.398	37	22.008	33.533	28.943	18.201	1'42.685	261,5	15:28'20.041
21	21.977	33.928	29.146	18.280	1'43.331	260,9	14:59'52.729	38	22.999	33.884	28.960	18.200	1'44.043	262,1	15:30'04.084
22	22.115	33.894	29.214	18.297	1'43.520	261,5	15:01'36.249	39	22.193	33.894	29.138	18.163	1'43.388	264,1	15:31'47.472
23	22.009	33.628	29.065	18.148	1'42.850	260,9	15:03'19.099	40	22.004	33.588	29.115	18.222	1'42.929	262,8	15:33'30.401
24	21.927	33.938	29.237	34.687	1'59.789P	262,1	15:05'18.888	41	22.192	33.950	29.304	18.197	1'43.643	262,1	15:35'14.044

Nick Moss

Race Time 1:11'39.914

25	1'36.390	35.112	29.698	18.439	2'59.639P	180,6	15:08'18.527
26	22.653	34.124	29.808	18.471	1'45.056	260,2	15:10'03.583
27	22.474	34.088	29.678	18.341	1'44.581	260,9	15:11'48.164
28	22.468	34.020	29.735	18.442	1'44.665	262,1	15:13'32.829
29	22.267	34.226	29.711	18.479	1'44.683	262,1	15:15'17.512
30	22.141	33.877	29.663	18.489	1'44.170	262,1	15:17'01.682
31	22.143	34.274	29.502	18.423	1'44.342	262,8	15:18'46.024
32	22.152	34.048	29.649	18.309	1'44.158	262,1	15:20'30.182
33	22.154	34.225	29.436	18.358	1'44.173	262,1	15:22'14.355
34	22.078	34.242	29.805	18.508	1'44.633	262,8	15:23'58.988
35	22.370	34.461	29.785	18.580	1'45.196	262,8	15:25'44.184
36	22.283	34.383	29.625	18.719	1'45.010	261,5	15:27'29.194
37	22.179	34.331	29.449	18.632	1'44.591	261,5	15:29'13.785
38	22.328	34.142	29.683	18.666	1'44.819	261,5	15:30'58.604
39	22.264	34.261	29.635	18.473	1'44.633	260,9	15:32'43.237
40	22.159	34.421	29.559	18.726	1'44.865	261,5	15:34'28.102
41	22.255	34.261	29.956	18.812	1'45.284	261,5	15:36'13.386

Race Time 1:12'39.256

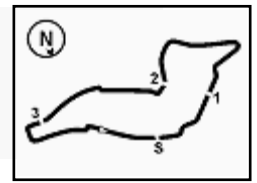
77 Lechner Racing (1'42.287)

Lap	Seg.1	Seg.2	Seg.3	Seg.4	Lap Time	km/h	Local Time
Andy Soucek							
1		34.132	29.277	18.325	1'45.149	222,7	14:25'19.279
2	22.072	33.741	29.166	18.141	1'43.120	262,1	14:27'02.399
3	22.007	33.492	29.086	18.118	1'42.703	262,1	14:28'45.102
4	22.019	33.508	28.926	18.065	1'42.518	263,4	14:30'27.620
5	21.934	33.580	29.125	18.126	1'42.765	262,8	14:32'10.385
6	21.928	33.447	29.043	18.139	1'42.557	262,8	14:33'52.942
7	21.844	33.464	28.865	18.114	1'42.287	262,1	14:35'35.229
8	21.951	33.461	28.895	18.055	1'42.362	260,9	14:37'17.591
9	21.910	33.566	28.854	18.190	1'42.520	261,5	14:39'00.111
10	21.969	33.533	28.878	18.184	1'42.564	261,5	14:40'42.675
11	22.029	33.647	28.963	18.260	1'42.899	261,5	14:42'25.574
12	22.030	33.727	29.127	18.364	1'43.248	261,5	14:44'08.822
13	22.058	33.637	29.181	18.224	1'43.100	260,2	14:45'51.922
14	21.904	33.573	29.017	18.192	1'42.686	259,6	14:47'34.608
15	22.022	33.487	28.846	18.255	1'42.610	260,2	14:49'17.218
16	22.053	33.868	29.036	18.212	1'43.169	259,6	14:51'00.387
17	22.096	33.697	29.057	18.261	1'43.111	259,6	14:52'43.498
18	22.127	33.668	29.031	18.316	1'43.142	258,4	14:54'26.640
19	22.090	33.797	29.053	18.252	1'43.192	258,4	14:56'09.832
20	22.143	33.573	29.079	18.233	1'43.028	258,4	14:57'52.860
21	22.128	33.555	28.981	1'22.759	2'47.423P	259,6	15:00'40.283
Al Faisal AL Zubair							
22	36.749	34.168	29.050	18.281	1'58.248P	181,2	15:02'38.531
23	22.219	33.589	28.846	18.079	1'42.733	259,6	15:04'21.264
24	22.101	33.338	28.942	18.143	1'42.524	260,9	15:06'03.788
25	22.045	33.380	28.956	18.022	1'42.403	260,2	15:07'46.191
26	21.938	33.416	29.252	18.100	1'42.706	260,9	15:09'28.897
27	22.193	33.602	28.958	18.178	1'42.931	260,2	15:11'11.828
28	22.203	33.293	28.817	18.052	1'42.365	260,9	15:12'54.193
29	22.035	33.493	28.832	18.005	1'42.365	261,5	15:14'36.558
30	22.082	33.318	28.980	18.133	1'42.513	262,1	15:16'19.071
31	22.004	33.404	28.753	18.128	1'42.289	262,1	15:18'01.360
32	21.951	33.417	29.209	18.187	1'42.764	262,1	15:19'44.124

24/07/2021

P = Pits In/Out - C = Lap Time Cancelled

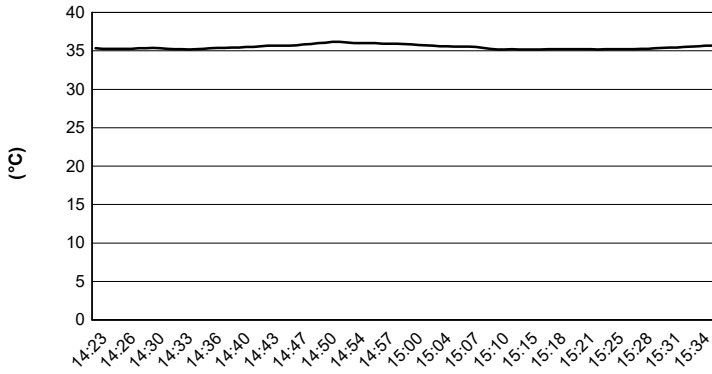




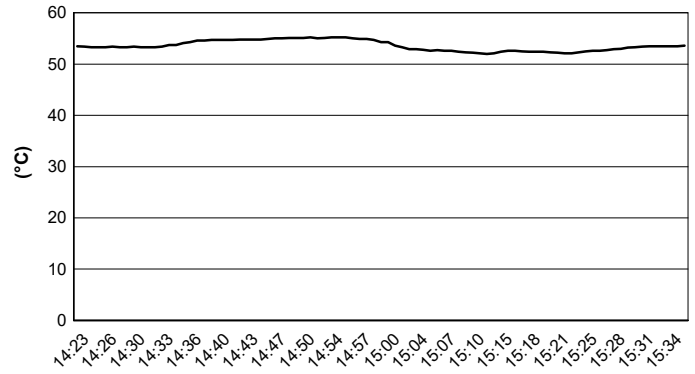
Imola Circuit 5.245 m

ACI Racing Weekend Imola, 24-25 Luglio 2021
International GT Open - Weather Report Race 1
Session started 14:24 - Session ended 15:36

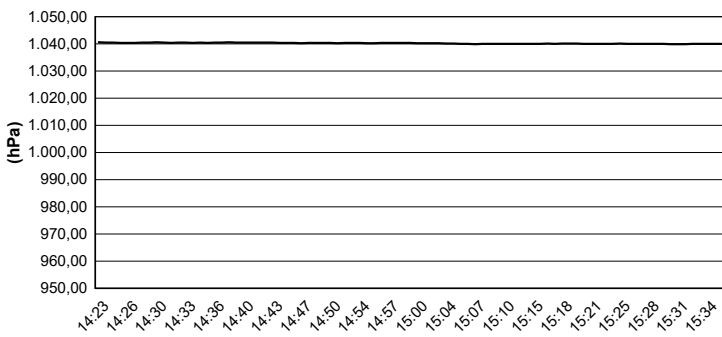
Air Temperature



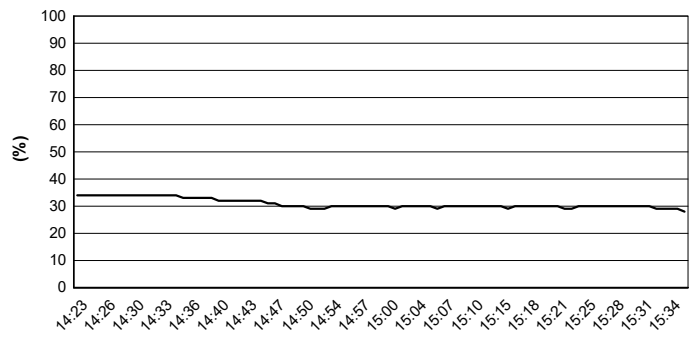
Track Temperature



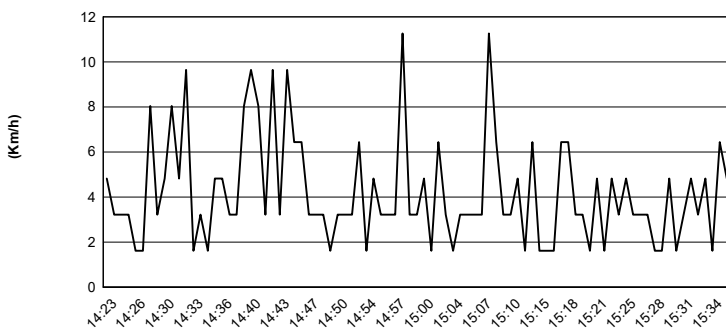
Air Pressure



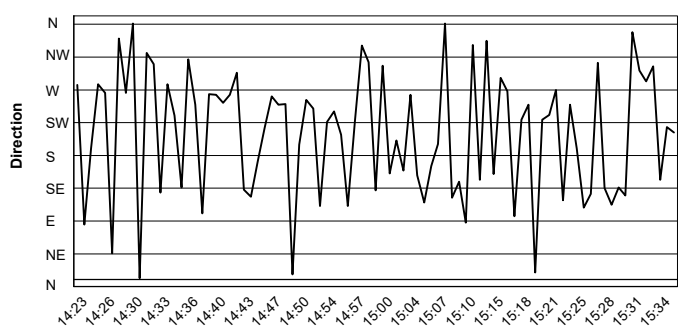
Humidity



Wind Speed

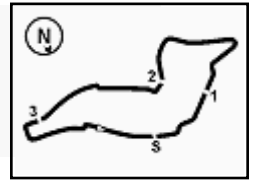


Wind Direction



24/07/2021





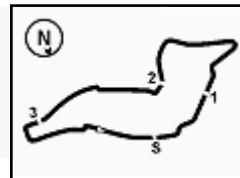
Imola Circuit 5.245 m

ACI Racing Weekend Imola, 24-25 Luglio 2021

International GT Open - Starting Grid Race 1 (Duration: 1:10')

8	CIPRIANI G. Lamborghini	1'43.547	7	IRIBE B. McLaren 720	1'42.347	5
14	SCHOLZE F. Mercedes AMG	1'41.768	72	OSBORNE J. McLaren 720	1'40.785	4
19	NEMOTO Y. Lamborghini	1'40.446	11	PAVERUD M. Honda NSX GT	1'40.390	3
77	SOUCEK A. Porsche 911	1'40.105	21	FERRARI L. AUDI R8 GT3	1'40.074	2
63	BERETTA M. Lamborghini	1'39.974	47	SPINELLI L. Mercedes AMG	1'39.511	1





Imola Circuit 5.245 m

ACI Racing Weekend Imola, 24-25 Luglio 2021

International GT Open - Pit Times Race 1

No.	Entrant	Driver		Race Time	Local Time	Pit Time	Ref. Time	Difference	Penalty
7	Inception Racing	B.IRIBE	Pit IN	29'32.028	14:53'06.158				
		O.MILLROY	PIT OUT	31'16.824	14:54'50.954	1'44.796	(1)	1'40.000	
8	Barone Rampante	G.CIPRIANI	Pit IN	33'34.008	14:57'08.138				
			PIT OUT	34'57.957	14:58'32.087	1'23.949	(1)	1'20.000	
11	Reno Racing	M.PAVERUD	Pit IN	38'01.641	15:01'35.771				
		J.MOLLER	PIT OUT	39'26.966	15:03'01.096	1'25.325	(1)	1'25.000	
14	AKM Motorsport	F.SCHOLZE	Pit IN	36'23.381	14:59'57.511				
		J.LIEBHAUSER	PIT OUT	37'55.077	15:01'29.207	1'31.696	(1)	1'20.000	
19	Vincenzo Sospiri Racing	Y.NEMOTO	Pit IN	41'21.136	15:04'55.266				
		B.MOULIN	PIT OUT	42'46.507	15:06'20.637	1'25.371	(1)	1'25.000	
21	Audi Sport Italia	L.FERRARI	Pit IN	32'33.126	14:56'07.256				
		R.AGOSTINI	PIT OUT	34'12.970	14:57'47.100	1'39.844	(1)	1'20.000	
47	AKM Motorsport	L.SPINELLI	Pit IN	28'54.091	14:52'28.221				
			PIT OUT	30'24.273	14:53'58.403	1'30.182	(1)	1'30.000	
63	Vincenzo Sospiri Racing	M.BERETTA	Pit IN	29'02.718	14:52'36.848				
		F.SCHANDORFF	PIT OUT	30'43.514	14:54'17.644	1'40.796	(1)	1'40.000	
72	Inception Racing	J.OSBORNE	Pit IN	41'24.639	15:04'58.769				
		N.MOSS	PIT OUT	42'58.126	15:06'32.256	1'33.487	(1)	1'20.000	
77	Lechner Racing	A.SOUCEK	Pit IN	35'58.114	14:59'32.244				
		A.AL ZUBAIR	PIT OUT	37'19.701	15:00'53.831	1'21.587	(1)	1'20.000	

