

**Red Bull Ring**  
**International GT Open**  
**Free Practice - 3**  
**Provisional Results**



Cls	Nº	Entrant/Team	Nat	Driver 1	Nat	Driver 2	Nat	Vehicle	Cat	Cls	Laps	Best	Time	Gap	Interval	Km/h
1	11	Reno Racing		Jens Reno Moller		Marcus Paverud		Honda NSX GT3 Evo	PROAM	1	20	17	1:29.556			173.5
2	5	Olimp Racing		Stanislaw Jedlinski		Krystian Korzeniowski		Audi R8 GT3 LMS 2018	AM	1	24	17	1:29.790	0.234	0.234	173.1
3	72	Inception Racing		Nick Moss		Joe Osborne		McLaren 720 S GT3	PROAM	2	25	22	1:30.322	0.766	0.532	172.1
4	22	Balfe Motorsport		Shaun Balfe		Adam Carroll		Audi R8 GT3 LMS 2019	PROAM	3	16	13	1:30.337	0.781	0.015	172.0
5	17	HP Racing International		Gerhard Tweraser		Jan Seyffert		Lamborghini Huracan GT3 EVO	PROAM	4	23	22	1:30.417	0.861	0.080	171.9
6	47	AKM Motorsport		Florian Scholze		Nico Bastian		Mercedes AMG GT3 - 2020	PROAM	5	21	17	1:30.419	0.863	0.002	171.9
7	777	Olimp Racing		Marcin Jedlinski		Karol Basz		Mercedes AMG GT3 - 2020	PROAM	6	18	12	1:30.436	0.880	0.017	171.8
8	7	Inception Racing		Brendan Iribe		Ollie Millroy		McLaren 720 S GT3	PROAM	7	18	15	1:30.597	1.041	0.161	171.5
9	15	Twin Busch by Equipe Vitesse		Mario Hirsch		Dominik Schraml		Mercedes AMG GT3 - 2020	PROAM	8	7	6	1:31.726	2.170	1.129	169.4

**\* PENALTIES**

- CAR 72 TIME 1:32.732 DELETED TRACK LIMITS AT T 9
- CAR 72 TIME 1:34.692 DELETED TRACK LIMITS AT T 9
- CAR 5 TIME 17:19:32.603 DELETED TRACK LIMITS AT T 9
- CAR 7 TIME 1:32.688 DELETED TRACK LIMITS AT T 9
- CAR 11 TIME 1:31.254 DELETED TRACK LIMITS AT T 9
- CAR 72 TIME 1:32.275 DELETED TRACK LIMITS AT T 9
- CAR 7 TIME 1:32.142 DELETED TRACK LIMITS AT T 9
- CAR 7 TIME 1:32.056 DELETED TRACK LIMITS AT T 9
- CAR 72 TIME 1:30.963 DELETED TRACK LIMITS AT T 9
- CAR 17 TIME 1:31.113 DELETED TRACK LIMITS AT T 9
- CAR 5 TIME 1:37.329 DELETED TRACK LIMITS AT T 9
- CAR 11 TIME 1:30.410 DELETED TRACK LIMITS AT T 1
- CAR 17 TIME 1:31.310 DELETED TRACK LIMITS AT T 9
- CAR 47 TIME 1:30.822 DELETED TRACK LIMITS AT T 9
- CAR 7 TIME 1:30.866 DELETED TRACK LIMITS AT T 9
- CAR 777 TIME 1:31.057 DELETED TRACK LIMITS AT T 9
- CAR 47 TIME 1:30.497 DELETED TRACK LIMITS AT T 9
- CAR 5 TIME 1:31.122 DELETED TRACK LIMITS AT T 9
- CAR 7 TIME 1:30.556 DELETED TRACK LIMITS AT T 9
- CAR 72 TIME 1:30.947 DELETED TRACK LIMITS AT T 9
- CAR 17 TIME 1:30.540 DELETED TRACK LIMITS AT T 9
- CAR 5 TIME 1:30.142 DELETED TRACK LIMITS AT T 9
- CAR 5 TIME 1:30.195 DELETED TRACK LIMITS AT T 9
- CAR 5 TIME 1:29.984 DELETED TRACK LIMITS AT T 9

Published at:.....

Track Temp: 30.5 °C Air Temp: 24.7 °C Humidity: 41 % Track Status: DRY

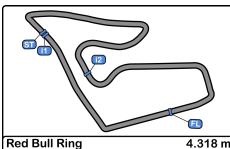
Stewards:

Race Director:

Timekeeper: Luis Angel Garcia Nuñez

JOB/I-0020-ESP





**Red Bull Ring**  
**International GT Open**  
**Free Practice - 3**  
**Provisional Results by Category**



Cls	Nº	Entrant/Team	Nat	Driver 1	Nat	Driver 2	Nat	Vehicle	Cat	Cls	Laps	Best	Time	Gap	Interval	Km/h
<b>PROAM</b>																
1	11	Reno Racing		Jens Reno Moller		Marcus Paverud		Honda NSX GT3 Evo	PROAM	1	20	17	1:29.556			173.5
2	72	Inception Racing		Nick Moss		Joe Osborne		McLaren 720 S GT3	PROAM	2	25	22	1:30.322	0.766	0.766	172.1
3	22	Balfe Motorsport		Shaun Balfe		Adam Carroll		Audi R8 GT3 LMS 2019	PROAM	3	16	13	1:30.337	0.781	0.015	172.0
4	17	HP Racing International		Gerhard Tweraser		Jan Seyffert		Lamborghini Huracan GT3 EVO	PROAM	4	23	22	1:30.417	0.861	0.080	171.9
5	47	AKM Motorsport		Florian Scholze		Nico Bastian		Mercedes AMG GT3 - 2020	PROAM	5	21	17	1:30.419	0.863	0.002	171.9
6	777	Olimp Racing		Marcin Jedlinski		Karol Basz		Mercedes AMG GT3 - 2020	PROAM	6	18	12	1:30.436	0.880	0.017	171.8
7	7	Inception Racing		Brendan Iribe		Ollie Millroy		McLaren 720 S GT3	PROAM	7	18	15	1:30.597	1.041	0.161	171.5
8	15	Twin Busch by Equipe Vitesse		Mario Hirsch		Dominik Schraml		Mercedes AMG GT3 - 2020	PROAM	8	7	6	1:31.726	2.170	1.129	169.4

<b>AM</b>																
1	5	Olimp Racing		Stanislaw Jedlinski		Krystian Korzeniowski		Audi R8 GT3 LMS 2018	AM	1	24	17	1:29.790			173.1

**\* PENALTIES**

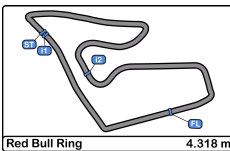
- CAR 72 TIME 1:32.732 DELETED TRACK LIMITS AT T 9
- CAR 72 TIME 1:34.692 DELETED TRACK LIMITS AT T 9
- CAR 5 TIME 17:19:32.603 DELETED TRACK LIMITS AT T 9
- CAR 7 TIME 1:32.688 DELETED TRACK LIMITS AT T 9
- CAR 11 TIME 1:31.254 DELETED TRACK LIMITS AT T 9
- CAR 72 TIME 1:32.275 DELETED TRACK LIMITS AT T 9
- CAR 7 TIME 1:32.142 DELETED TRACK LIMITS AT T 9
- CAR 7 TIME 1:32.056 DELETED TRACK LIMITS AT T 9
- CAR 72 TIME 1:30.963 DELETED TRACK LIMITS AT T 9
- CAR 17 TIME 1:31.113 DELETED TRACK LIMITS AT T 9
- CAR 5 TIME 1:37.329 DELETED TRACK LIMITS AT T 9
- CAR 11 TIME 1:30.410 DELETED TRACK LIMITS AT T 1
- CAR 17 TIME 1:31.310 DELETED TRACK LIMITS AT T 9
- CAR 47 TIME 1:30.822 DELETED TRACK LIMITS AT T 9
- CAR 7 TIME 1:30.866 DELETED TRACK LIMITS AT T 9
- CAR 777 TIME 1:31.057 DELETED TRACK LIMITS AT T 9
- CAR 47 TIME 1:30.497 DELETED TRACK LIMITS AT T 9
- CAR 5 TIME 1:31.122 DELETED TRACK LIMITS AT T 9
- CAR 7 TIME 1:30.556 DELETED TRACK LIMITS AT T 9
- CAR 72 TIME 1:30.947 DELETED TRACK LIMITS AT T 9

Published at:.....

Track Temp: 30.5 °C Air Temp: 24.7 °C Humidity: 41 % Track Status: DRY

<b>Stewards:</b>	<b>Race Director:</b>	<b>Timekeeper:</b> Luis Angel García Nuñez  JOB/I-0020-ESP
------------------	-----------------------	--





**Red Bull Ring**  
**International GT Open**  
**Free Practice - 3**  
**Provisional Results by Category**



CAR 17 TIME 1:30.540 DELETED TRACK LIMITS AT T 9

CAR 5 TIME 1:30.142 DELETED TRACK LIMITS AT T 9

CAR 5 TIME 1:30.195 DELETED TRACK LIMITS AT T 9

CAR 5 TIME 1:29.984 DELETED TRACK LIMITS AT T 9

Published at:.....

Track Temp: **30.5 °C** Air Temp: **24.7 °C** Humidity: **41 %** Track Status: **DRY**

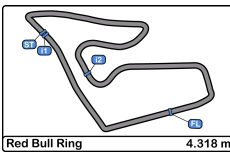
**Stewards:**

**Race Director:**

**Timekeeper:** Luis Angel Garcia Nuñez

JOB/I-0020-ESP





**Red Bull Ring**  
**International GT Open**  
**Free Practice - 3**  
**Provisional Results by Class**



Cls	Nº	Entrant/Team	Nat	Driver 1	Nat	Driver 2	Nat	Vehicle	Cat	Cls	Laps	Best	Time	Gap	Interval	Km/h
<b>International GT Open</b>																
1	11	Reno Racing		Jens Reno Moller		Marcus Paverud		Honda NSX GT3 Evo	PROAM	1	20	17	1:29.556			173.5
2	5	Olimp Racing		Stanislaw Jedlinski		Krystian Korzeniowski		Audi R8 GT3 LMS 2018	AM	1	24	17	1:29.790	0.234	0.234	173.1
3	72	Inception Racing		Nick Moss		Joe Osborne		McLaren 720 S GT3	PROAM	2	25	22	1:30.322	0.766	0.532	172.1
4	22	Balfe Motorsport		Shaun Balfe		Adam Carroll		Audi R8 GT3 LMS 2019	PROAM	3	16	13	1:30.337	0.781	0.015	172.0
5	17	HP Racing International		Gerhard Tweraser		Jan Seyffert		Lamborghini Huracan GT3 EVO	PROAM	4	23	22	1:30.417	0.861	0.080	171.9
6	47	AKM Motorsport		Florian Scholze		Nico Bastian		Mercedes AMG GT3 - 2020	PROAM	5	21	17	1:30.419	0.863	0.002	171.9
7	777	Olimp Racing		Marcin Jedlinski		Karol Basz		Mercedes AMG GT3 - 2020	PROAM	6	18	12	1:30.436	0.880	0.017	171.8
8	7	Inception Racing		Brendan Iribe		Ollie Millroy		McLaren 720 S GT3	PROAM	7	18	15	1:30.597	1.041	0.161	171.5
9	15	Twin Busch by Equipe Vitesse		Mario Hirsch		Dominik Schraml		Mercedes AMG GT3 - 2020	PROAM	8	7	6	1:31.726	2.170	1.129	169.4

**\* PENALTIES**

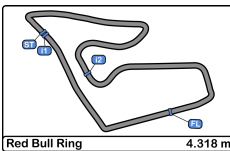
- CAR 72 TIME 1:32.732 DELETED TRACK LIMITS AT T 9
- CAR 72 TIME 1:34.692 DELETED TRACK LIMITS AT T 9
- CAR 5 TIME 17:19:32.603 DELETED TRACK LIMITS AT T 9
- CAR 7 TIME 1:32.688 DELETED TRACK LIMITS AT T 9
- CAR 11 TIME 1:31.254 DELETED TRACK LIMITS AT T 9
- CAR 72 TIME 1:32.275 DELETED TRACK LIMITS AT T 9
- CAR 7 TIME 1:32.142 DELETED TRACK LIMITS AT T 9
- CAR 7 TIME 1:32.056 DELETED TRACK LIMITS AT T 9
- CAR 72 TIME 1:30.963 DELETED TRACK LIMITS AT T 9
- CAR 17 TIME 1:31.113 DELETED TRACK LIMITS AT T 9
- CAR 5 TIME 1:37.329 DELETED TRACK LIMITS AT T 9
- CAR 11 TIME 1:30.410 DELETED TRACK LIMITS AT T 1
- CAR 17 TIME 1:31.310 DELETED TRACK LIMITS AT T 9
- CAR 47 TIME 1:30.822 DELETED TRACK LIMITS AT T 9
- CAR 7 TIME 1:30.866 DELETED TRACK LIMITS AT T 9
- CAR 777 TIME 1:31.057 DELETED TRACK LIMITS AT T 9
- CAR 47 TIME 1:30.497 DELETED TRACK LIMITS AT T 9
- CAR 5 TIME 1:31.122 DELETED TRACK LIMITS AT T 9
- CAR 7 TIME 1:30.556 DELETED TRACK LIMITS AT T 9
- CAR 72 TIME 1:30.947 DELETED TRACK LIMITS AT T 9
- CAR 17 TIME 1:30.540 DELETED TRACK LIMITS AT T 9
- CAR 5 TIME 1:30.142 DELETED TRACK LIMITS AT T 9

Published at:.....

Track Temp: 30.5 °C Air Temp: 24.7 °C Humidity: 41 % Track Status: DRY

<b>Stewards:</b>	<b>Race Director:</b>	<b>Timekeeper:</b> Luis Angel García Nuñez  JOB/I-0020-ESP
------------------	-----------------------	--





**Red Bull Ring**  
**International GT Open**  
**Free Practice - 3**  
**Provisional Results by Class**



CAR 5 TIME 1:30.195 DELETED TRACK LIMITS AT T 9  
 CAR 5 TIME 1:29.984 DELETED TRACK LIMITS AT T 9

Published at:.....

Track Temp: **30.5 °C** Air Temp: **24.7 °C** Humidity: **41 %** Track Status: **DRY**

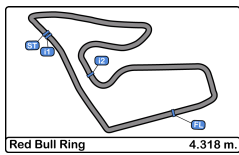
**Stewards:**

**Race Director:**

**Timekeeper:** Luis Angel Garcia Nuñez

JOB/I-0020-ESP





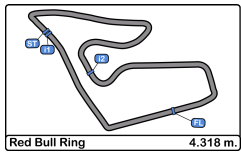
**Red Bull Ring**  
**International GT Open**  
**Free Practice - 3**  
**Lap Analysis**



5							11								
AM			Olimp Racing				PROAM			Reno Racing					
Lap	D	Time	Sector 1	Sector 2	Sector 3	T. Spd	Elapsed	Lap	D	Time	Sector 1	Sector 2	Sector 3	T. Spd	Elapsed
1		<del>47:19:32.603</del>	17:18:16.045	45.221	31.337	196.7	17:19:32.603	1		17:19:23.702	17:18:12.602	43.025	28.075	209.3	17:19:23.702
2		1:39.735	24.196	42.924	32.615	228.8	17:21:12.338	2		1:31.614	22.743	41.004	27.867	231.7	17:20:55.316
3		1:37.327	23.800	42.897	30.630	230.7	17:22:49.665	3		<del>1:34.254</del>	22.613	40.943	27.698	232.7	17:22:26.570
4		1:38.000	23.702	42.941	31.357	229.7	17:24:27.665	4		1:36.083	22.470	43.137	30.476	233.7	17:24:02.653
5		1:37.359	24.017	43.092	30.250	228.8	17:26:05.024	5		1:30.840	22.620	40.553	27.667	233.2	17:25:33.493
6		1:36.108	23.710	42.035	30.363	230.2	17:27:41.132	6		1:32.346	22.408	40.875	29.063	233.7	17:27:05.839
7		1:36.134	23.578	42.402	30.154	229.7	17:29:17.266	7		1:36.132 P	22.680	40.640	32.812	232.2	17:28:41.971
8		1:38.411	23.365	44.328	30.718	231.2	17:30:55.677	8		2:48.836	1:39.939	41.200	27.697	231.7	17:31:30.807
9		<del>1:37.329</del>	24.040	42.673	30.616	230.2	17:32:33.006	9		1:30.583	22.406	40.631	27.546	234.2	17:33:01.390
10		1:37.162	23.995	42.466	30.701	230.2	17:34:10.168	10		<del>1:30.440</del>	22.358	40.392	27.660	233.7	17:34:31.800
11		1:45.586 P	23.421	42.348	39.817	231.7	17:35:55.754	11		1:30.597	22.454	40.466	27.677	233.7	17:36:02.397
12		3:59.476	2:50.159	41.170	28.147	226.8	17:39:55.230	12		1:30.691	22.389	40.536	27.766	234.7	17:37:33.088
13		1:31.610	23.177	40.633	27.800	231.7	17:41:26.840	13		1:30.464	22.451	40.299	27.714	233.2	17:39:03.552
14		<del>1:31.422</del>	22.545	40.464	28.113	232.2	17:42:57.962	14		1:35.668 P	22.496	41.069	32.103	233.7	17:40:39.220
15		1:30.544	22.573	40.392	27.579	232.2	17:44:28.506	15		2:50.182	1:40.653	41.303	28.226	226.8	17:43:29.402
16		1:30.242	22.472	40.295	27.475	233.2	17:45:58.748	16		1:34.757	22.401	44.674	27.682	232.7	17:45:04.159
17		1:29.790	22.368	40.088	27.334	232.2	17:47:28.538	17		1:29.556	22.218	40.240	27.098	232.2	17:46:33.715
18		1:30.203	22.366	40.251	27.586	233.2	17:48:58.741	18		1:29.762	22.239	40.316	27.207	234.2	17:48:03.477
19		1:30.049	22.375	40.279	27.395	233.7	17:50:28.790	19		1:29.689	22.253	40.110	27.326	234.2	17:49:33.166
20		1:30.511	22.361	40.237	27.913	233.7	17:51:59.301	20		1:38.521 P	23.824	42.544	32.153	212.1	17:51:11.687
21		<del>1:30.142</del>	22.437	40.075	27.630	232.7	17:53:29.443	<b>15</b> Mario Hirsch Mercedes AMG GT3 - 2020 PROAM Dominik Schraml Twin Busch by Equipe Vitesse							
22		<del>1:30.195</del>	22.475	40.231	27.489	233.2	17:54:59.638								
23		<del>1:29.984</del>	22.329	40.215	27.440	233.7	17:56:29.622								
24		1:43.841 P	27.616	42.509	33.716	163.6	17:58:13.463								

7							
PROAM			Inception Racing				
Lap	D	Time	Sector 1	Sector 2	Sector 3	T. Spd	Elapsed
1		17:18:58.949	17:17:48.788	41.716	28.445	223.1	17:18:58.949
2		1:33.462	22.962	41.765	28.735	227.8	17:20:32.411
3		<del>1:32.688</del>	22.799	41.453	28.436	230.7	17:22:05.099
4		<del>1:32.142</del>	22.689	41.045	28.408	232.2	17:23:37.241
5		<del>1:32.056</del>	22.605	41.143	28.308	232.7	17:25:09.297
6		1:32.203	22.728	41.182	28.293	233.2	17:26:41.500
7		1:37.566 P	22.780	41.192	33.594	230.7	17:28:19.066
8		2:16.680	1:07.933	40.693	28.054	229.2	17:30:35.746
9		1:30.752	22.312	40.472	27.968	232.2	17:32:06.498
10		1:30.807	22.519	40.574	27.714	232.2	17:33:37.305
11		1:30.651	22.467	40.331	27.853	232.2	17:35:07.956
12		<del>1:30.866</del>	22.367	40.642	27.857	233.2	17:36:38.822
13		1:30.622	22.383	40.411	27.828	232.7	17:38:09.444
14		1:30.598	22.264	40.692	27.642	233.2	17:39:40.042
15		1:30.597	22.340	40.345	27.912	233.2	17:41:10.639
16		1:30.752	22.395	40.559	27.798	232.2	17:42:41.391
17		<del>1:30.556</del>	22.299	40.507	27.750	233.7	17:44:11.947
18		1:35.915 P	22.339	40.642	32.934	233.2	17:45:47.862





**Red Bull Ring**  
**International GT Open**  
**Free Practice - 3**  
**Lap Analysis**



17 Gerhard Tweraser Lamborghini Huracan GT3 EVO							47 Florian Scholze Mercedes AMG GT3 - 2020								
PROAM Jan Seyffert			HP Racing International				PROAM Nico Bastian			AKM Motorsport					
Lap	D	Time	Sector 1	Sector 2	Sector 3	T. Spd	Elapsed	Lap	D	Time	Sector 1	Sector 2	Sector 3	T. Spd	Elapsed
1		17:18:40.530	17:17:16.354	51.869	32.307	191.4	17:18:40.530	1		17:22:03.529	17:20:53.120	41.678	28.731	222.6	17:22:03.529
2		1:42.958	23.879	47.671	31.408	225.9	17:20:23.488	2		1:32.741	22.917	41.309	28.515	226.8	17:23:36.270
3		1:33.201	23.102	41.702	28.397	226.4	17:21:56.689	3		1:32.657	22.710	41.176	28.771	228.3	17:25:08.927
4		1:42.258 P	23.135	43.617	35.506	223.1	17:23:38.947	4		1:39.568 P	23.070	42.099	34.399	194.5	17:26:48.495
5		2:36.491	1:23.106	41.341	32.044	226.4	17:26:15.438	5		3:30.070	2:21.015	40.986	28.069	224.5	17:30:18.565
6		1:31.598	22.769	40.913	27.916	228.8	17:27:47.036	6		1:31.683	22.679	41.066	27.938	228.8	17:31:50.248
7		1:31.305	22.684	40.772	27.849	230.2	17:29:18.341	7		1:30.817	22.604	40.430	27.783	229.2	17:33:21.065
8		<del>1:31.443</del>	22.804	40.747	27.562	230.7	17:30:49.454	8		1:31.128	22.480	40.715	27.933	229.2	17:34:52.193
9		1:31.179	22.679	40.678	27.822	230.2	17:32:20.633	9		<del>1:30.822</del>	22.656	40.454	27.712	227.8	17:36:23.015
10		<del>1:31.340</del>	22.827	40.773	27.710	230.2	17:33:51.943	10		1:30.679	22.633	40.298	27.748	229.7	17:37:53.694
11		1:31.055	22.703	40.592	27.760	230.7	17:35:22.998	11		<del>1:30.497</del>	22.436	40.405	27.656	227.8	17:39:24.191
12		1:35.770 P	22.802	40.735	32.233	229.7	17:36:58.768	12		1:30.714	22.346	40.519	27.849	229.7	17:40:54.905
13		3:56.968	2:45.223	41.283	30.462	225.0	17:40:55.736	13		1:36.728 P	22.559	40.307	33.862	228.8	17:42:31.633
14		1:31.997	22.911	40.822	28.264	229.2	17:42:27.733	14		5:14.220	4:05.141	40.980	28.099	224.0	17:47:45.853
15		1:31.625	23.045	40.791	27.789	228.3	17:43:59.358	15		1:31.046	22.646	40.512	27.888	229.2	17:49:16.899
16		1:31.266	22.653	40.854	27.759	229.2	17:45:30.624	16		1:30.967	22.554	40.653	27.760	229.2	17:50:47.866
17		1:30.827	22.698	40.492	27.637	229.2	17:47:01.451	17		1:30.419	22.425	40.318	27.676	229.7	17:52:18.285
18		1:30.697	22.575	40.543	27.579	229.7	17:48:32.148	18		1:30.708	22.382	40.578	27.748	230.2	17:53:48.993
19		<del>1:30.540</del>	22.622	40.484	27.434	230.2	17:50:02.688	19		1:30.706	22.535	40.525	27.646	229.2	17:55:19.699
20		1:30.764	22.610	40.494	27.660	230.2	17:51:33.452	20		1:30.420	22.438	40.431	27.551	229.7	17:56:50.119
21		1:30.555	22.542	40.456	27.557	230.2	17:53:04.007	21		1:36.393 P	22.410	40.442	33.541	229.7	17:58:26.512
22		1:30.417	22.504	40.415	27.498	230.2	17:54:34.424	<b>72</b>							
23		1:35.810 P	22.685	40.669	32.456	230.2	17:56:10.234	Nick Moss McLaren 720 S GT3							

22 Shaun Balfe Audi R8 GT3 LMS 2019							PROAM Joe Osborne Inception Racing								
PROAM Adam Carroll			Balfe Motorsport				PROAM Joe Osborne			Inception Racing					
Lap	D	Time	Sector 1	Sector 2	Sector 3	T. Spd	Elapsed	Lap	D	Time	Sector 1	Sector 2	Sector 3	T. Spd	Elapsed
1		17:19:38.608	17:18:18.051	47.409	33.148	178.8	17:19:38.608	1		17:18:03.082	17:16:53.141	41.397	28.544	225.4	17:18:03.082
2		1:38.675	24.335	44.806	29.534	204.1	17:21:17.283	2		<del>1:32.732</del>	22.932	41.500	28.300	230.7	17:19:35.814
3		1:34.657	23.597	42.098	28.962	226.8	17:22:51.940	3		<del>1:34.692</del>	22.645	41.584	30.463	232.7	17:21:10.506
4		1:46.259	25.784	48.365	32.110	167.9	17:24:38.199	4		<del>1:32.275</del>	22.782	41.418	28.075	232.2	17:22:42.781
5		1:33.121	22.927	41.708	28.486	228.8	17:26:11.320	5		1:36.792 P	22.847	41.047	32.898	232.2	17:24:19.573
6		1:33.831	22.748	42.543	28.540	229.2	17:27:45.151	6		2:35.564	1:23.596	42.692	29.276	182.4	17:26:55.137
7		1:37.939 P	22.863	41.086	33.990	229.2	17:29:23.090	7		<del>1:30.963</del>	22.537	40.621	27.805	232.2	17:28:26.100
8		3:05.436	1:52.570	43.764	29.102	171.7	17:32:28.526	8		1:31.090	22.397	40.391	28.302	232.7	17:29:57.190
9		1:31.431	22.665	40.722	28.044	231.2	17:33:59.957	9		1:30.614	22.466	40.460	27.688	233.2	17:31:27.804
10		1:31.180	22.919	40.599	27.662	229.7	17:35:31.137	10		1:31.351	22.461	40.707	28.183	233.7	17:32:59.155
11		1:30.430	22.434	40.425	27.571	231.2	17:37:01.567	11		1:30.895	22.546	40.354	27.995	233.2	17:34:30.050
12		1:30.826	22.559	40.572	27.695	231.7	17:38:32.393	12		1:31.138	22.520	40.554	28.064	232.7	17:36:01.188
13		1:30.337	22.426	40.317	27.594	231.2	17:40:02.730	13		1:36.498 P	22.489	40.688	33.321	233.7	17:37:37.686
14		1:30.931	22.579	40.540	27.812	232.2	17:41:33.661	14		3:26.589	2:12.668	42.007	31.914	189.8	17:41:04.275
15		1:30.446	22.582	40.405	27.459	230.7	17:43:04.107	15		1:32.074	22.714	41.051	28.309	231.2	17:42:36.349
16		1:50.807 P	25.917	48.301	36.589	182.4	17:44:54.914	16		1:31.282	22.504	40.817	27.961	232.2	17:44:07.631
								17		1:30.974	22.365	40.577	28.032	233.2	17:45:38.605
								18		1:31.092	22.568	40.693	27.831	232.7	17:47:09.697
								19		<del>1:30.947</del>	22.427	40.537	27.983	232.7	17:48:40.644
								20		1:30.573	22.275	40.504	27.794	234.2	17:50:11.217
								21		1:30.568	22.359	40.458	27.751	233.7	17:51:41.785
								22		1:30.322	22.318	40.331	27.673	233.2	17:53:12.107
								23		1:30.717	22.420	40.356	27.941	234.2	17:54:42.824
								24		1:30.620	22.355	40.461	27.804	233.2	17:56:13.444
								25		1:49.378 P	25.726	46.364	37.288	166.9	17:58:02.822







**Red Bull Ring**  
**International GT Open**  
**Free Practice - 3**  
**Lap Analysis**



**777**

Marcin Jedlinski

Mercedes AMG GT3 - 2020

PROAM

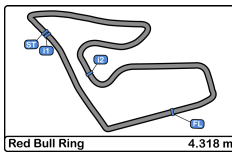
Karol Basz

Olimp Racing

Lap	D	Time	Sector 1	Sector 2	Sector 3	T. Spd	Elapsed
1		17:19:28.830	17:18:13.545	44.926	30.359	222.2	17:19:28.830
2		1:32.700	23.115	41.666	27.919	229.2	17:21:01.530
3		1:31.162	22.549	40.859	27.754	231.2	17:22:32.692
4		1:31.185	22.537	40.884	27.764	231.7	17:24:03.877
5		1:31.076	22.401	40.906	27.769	232.7	17:25:34.953
6		1:31.637	22.611	40.987	28.039	233.2	17:27:06.590
7		1:31.472	22.622	40.934	27.916	231.7	17:28:38.062
8		1:35.902 P	22.488	41.120	32.294	231.7	17:30:13.964
9		6:54.997	5:41.697	45.088	28.212	188.8	17:37:08.961
10		<del>4:31.057</del>	22.577	40.841	27.639	230.7	17:38:40.018
11		1:30.519	22.496	40.703	<b>27.320</b>	231.2	17:40:10.537
12		<b>1:30.436</b>	22.413	<b>40.327</b>	27.696	231.2	17:41:40.973
13		1:30.459	<b>22.319</b>	40.382	27.758	231.2	17:43:11.432
14		1:36.018 P	22.385	41.037	32.596	231.7	17:44:47.450
15		3:06.845	1:57.087	41.659	28.099	225.4	17:47:54.295
16		1:31.513	22.494	41.094	27.925	231.2	17:49:25.808
17		1:31.249	22.531	40.919	27.799	231.2	17:50:57.057
18		2:04.058 P	26.809	46.899	50.350	167.4	17:53:01.115





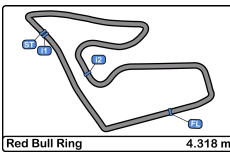


**Red Bull Ring**  
**International GT Open**  
**Free Practice - 3**  
**Best Sectors Results**



Sector - 1				Sector - 2				Sector - 3				Ideal Lap vs Best Lap			
Clas	Nº	Driver	Time	Nº	Driver	Time	Nº	Driver	Time	Clas	Nº	Driver	Ideal Lap	Best Lap	Clas
1	11	Reno Moller - Paverud	22.218	5	Jedlinski - Korzeniowski	40.075	11	Reno Moller - Paverud	27.098	1	11	Reno Moller - Paverud	1:29.426	1:29.556	1
2	7	Iribe - Millroy	22.264	11	Reno Moller - Paverud	40.110	777	Jedlinski - Basz	27.320	2	5	Jedlinski - Korzeniowski	1:29.738	1:29.790	2
3	72	Moss - Osborne	22.275	47	Scholze - Bastian	40.298	5	Jedlinski - Korzeniowski	27.334	3	777	Jedlinski - Basz	1:29.966	1:30.436	7
4	777	Jedlinski - Basz	22.319	22	Balfe - Carroll	40.317	17	Tweraser - Seyffert	27.434	4	47	Scholze - Bastian	1:30.195	1:30.419	6
5	5	Jedlinski - Korzeniowski	22.329	777	Jedlinski - Basz	40.327	22	Balfe - Carroll	27.459	5	22	Balfe - Carroll	1:30.202	1:30.337	4
6	47	Scholze - Bastian	22.346	7	Iribe - Millroy	40.331	47	Scholze - Bastian	27.551	6	7	Iribe - Millroy	1:30.237	1:30.597	8
7	22	Balfe - Carroll	22.426	72	Moss - Osborne	40.331	7	Iribe - Millroy	27.642	7	72	Moss - Osborne	1:30.279	1:30.322	3
8	17	Tweraser - Seyffert	22.504	17	Tweraser - Seyffert	40.415	72	Moss - Osborne	27.673	8	17	Tweraser - Seyffert	1:30.353	1:30.417	5
9	15	Hirsch - Schraml	22.717	15	Hirsch - Schraml	40.841	15	Hirsch - Schraml	28.006	9	15	Hirsch - Schraml	1:31.564	1:31.726	9



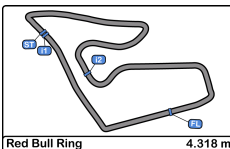


**Red Bull Ring**  
**International GT Open**  
**Free Practice - 3**  
**Best 5 Lap Times**



Cl	N°	Entrant/Team	Nat	Driver 1	Nat	Driver 2	Nat	Vehicle	Cat	Cl	Best 1		Best 2		Best 3		Best 4		Best 5	
											Time	Lap	Time	Lap	Time	Lap	Time	Lap	Time	Lap
1	11	Reno Racing		Jens Reno Moller		Marcus Paverud		Honda NSX GT3 Evo	PROAM	1	1:29.556	17	1:29.689	19	1:29.762	18	1:30.464	13	1:30.583	9
2	5	Olimp Racing		Stanislaw Jedlinski		Krystian Korzeniowski		Audi R8 GT3 LMS 2018	AM	1	1:29.790	17	1:30.049	19	1:30.203	18	1:30.242	16	1:30.511	20
3	72	Inception Racing		Nick Moss		Joe Osborne		McLaren 720 S GT3	PROAM	2	1:30.322	22	1:30.568	21	1:30.573	20	1:30.614	9	1:30.620	24
4	22	Balfe Motorsport		Shaun Balfe		Adam Carroll		Audi R8 GT3 LMS 2019	PROAM	3	1:30.337	13	1:30.430	11	1:30.446	15	1:30.826	12	1:30.931	14
5	17	HP Racing International		Gerhard Tweraser		Jan Seyffert		Lamborghini Huracan GT3 EVO	PROAM	4	1:30.417	22	1:30.555	21	1:30.697	18	1:30.764	20	1:30.827	17
6	47	AKM Motorsport		Florian Scholze		Nico Bastian		Mercedes AMG GT3 - 2020	PROAM	5	1:30.419	17	1:30.420	20	1:30.679	10	1:30.706	19	1:30.708	18
7	777	Olimp Racing		Marcin Jedlinski		Karol Basz		Mercedes AMG GT3 - 2020	PROAM	6	1:30.436	12	1:30.459	13	1:30.519	11	1:31.076	5	1:31.162	3
8	7	Inception Racing		Brendan Iribe		Ollie Millroy		McLaren 720 S GT3	PROAM	7	1:30.597	15	1:30.598	14	1:30.622	13	1:30.651	11	1:30.752	9
9	15	Twin Busch by Equipe Vitesse		Mario Hirsch		Dominik Schraml		Mercedes AMG GT3 - 2020	PROAM	8	1:31.726	6	1:32.985	3	1:33.570	2	1:39.802	4	1:40.001	7





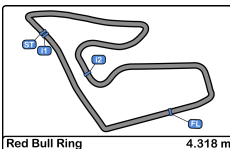
**Red Bull Ring**  
**International GT Open**  
**Free Practice - 3**  
**Best 5 Top Speeds**

Red Bull Ring 4.318 m.



Cl	N°	Entrant/Team	Nat	Driver 1	Nat	Driver 2	Nat	Vehicle	Cat	Cl	Top 1		Top 2		Top 3		Top 4		Top 5		Avg
											Km/h	Lap	Km/h	Lap	Km/h	Lap	Km/h	Lap	Km/h	Lap	
1	11	Reno Racing		Jens Reno Moller		Marcus Paverud		Honda NSX GT3 Evo	PROAM	1	234.7	12	234.2	9	234.2	18	234.2	19	233.7	4	234.2
2	72	Inception Racing		Nick Moss		Joe Osborne		McLaren 720 S GT3	PROAM	2	234.2	20	234.2	23	233.7	10	233.7	13	233.7	21	233.9
3	5	Olimp Racing		Stanislaw Jedlinski		Krystian Korzeniowski		Audi R8 GT3 LMS 2018	AM	1	233.7	19	233.7	20	233.7	23	233.2	16	233.2	18	233.5
4	7	Inception Racing		Brendan Iribe		Ollie Millroy		McLaren 720 S GT3	PROAM	3	233.7	17	233.2	6	233.2	12	233.2	14	233.2	15	233.3
5	777	Olimp Racing		Marcin Jedlinski		Karol Basz		Mercedes AMG GT3 - 2020	PROAM	4	233.2	6	232.7	5	231.7	4	231.7	7	231.7	8	232.2
6	22	Balfe Motorsport		Shaun Balfe		Adam Carroll		Audi R8 GT3 LMS 2019	PROAM	5	232.2	14	231.7	12	231.2	9	231.2	11	231.2	13	231.5
7	15	Twin Busch by Equipe Vitesse		Mario Hirsch		Dominik Schraml		Mercedes AMG GT3 - 2020	PROAM	6	230.7	7	229.7	6	228.8	4	228.3	2	228.3	3	229.2
8	17	HP Racing International		Gerhard Tweraser		Jan Seyffert		Lamborghini Huracan GT3 EVO	PROAM	7	230.7	8	230.7	11	230.2	7	230.2	9	230.2	10	230.4
9	47	AKM Motorsport		Florian Scholze		Nico Bastian		Mercedes AMG GT3 - 2020	PROAM	8	230.2	18	229.7	10	229.7	12	229.7	17	229.7	20	229.8



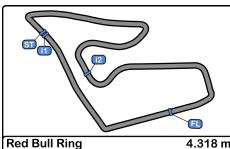


**Red Bull Ring**  
**International GT Open**  
**Free Practice - 3**  
**Fastest Laps Sequence**



Lap	Time of Day	Session Time	Nº	Entrant/Team	Nat	Driver 1	Nat	Driver 2	Nat	Vehicle	Cat	Time	Km/h
2	17:20:23.488	4:23.488	17	HP Racing International		Gerhard Tweraser		Jan Seyffert		Lamborghini Huracan GT3 EVO	PROAM	1:42.958	150.9
2	17:20:32.411	4:32.411	7	Inception Racing		Brendan Iribe		Ollie Millroy		McLaren 720 S GT3	PROAM	1:33.462	166.3
2	17:20:55.316	4:55.316	11	Reno Racing		Jens Reno Moller		Marcus Paverud		Honda NSX GT3 Evo	PROAM	1:31.614	169.6
3	17:22:32.692	6:32.692	777	Olimp Racing		Marcin Jedlinski		Karol Basz		Mercedes AMG GT3 - 2020	PROAM	1:31.162	170.5
5	17:25:33.493	9:33.493	11	Reno Racing		Jens Reno Moller		Marcus Paverud		Honda NSX GT3 Evo	PROAM	1:30.840	171.1
9	17:31:27.804	15:27.804	72	Inception Racing		Nick Moss		Joe Osborne		McLaren 720 S GT3	PROAM	1:30.614	171.5
9	17:33:01.390	17:01.390	11	Reno Racing		Jens Reno Moller		Marcus Paverud		Honda NSX GT3 Evo	PROAM	1:30.583	171.6
11	17:37:01.567	21:01.567	22	Balfe Motorsport		Shaun Balfe		Adam Carroll		Audi R8 GT3 LMS 2019	PROAM	1:30.430	171.8
13	17:40:02.730	24:02.730	22	Balfe Motorsport		Shaun Balfe		Adam Carroll		Audi R8 GT3 LMS 2019	PROAM	1:30.337	172.0
16	17:45:58.748	29:58.748	5	Olimp Racing		Stanislaw Jedlinski		Krystian Korzeniowski		Audi R8 GT3 LMS 2018	AM	1:30.242	172.2
17	17:46:33.715	30:33.715	11	Reno Racing		Jens Reno Moller		Marcus Paverud		Honda NSX GT3 Evo	PROAM	1:29.556	173.5



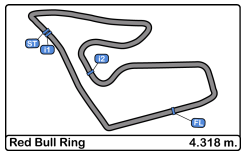


**Red Bull Ring**  
**International GT Open**  
**Free Practice - 3**  
**Event Best Maximum Speed**



Nº	Entrant/Team	Nat	Driver 1	Nat	Driver 2	Nat	Vehicle	Cat	Km/h	Session
77	Lechner Racing		Al Faisal Al Zubair		Andy Soucek		Porsche 911 GT3-R II 2019	PRO	237.8	Free Practice - 1
5	Olimp Racing		Stanislaw Jedlinski		Krystian Korzeniowski		Audi R8 GT3 LMS 2018	AM	237.3	Free Practice - 1
72	Inception Racing		Nick Moss		Joe Osborne		McLaren 720 S GT3	PROAM	237.3	Free Practice - 1
22	Balfe Motorsport		Shaun Balfe		Adam Carroll		Audi R8 GT3 LMS 2019	PROAM	236.8	Free Practice - 1
11	Reno Racing		Jens Reno Moller		Marcus Paverud		Honda NSX GT3 Evo	PROAM	236.8	Free Practice - 1
69	TF Sport		Sam De Haan		Charlie Eastwood		Aston Martin GT3 AMR MY2019	PRO	236.3	Free Practice - 1
7	Inception Racing		Brendan Iribe		Ollie Millroy		McLaren 720 S GT3	PROAM	235.2	Free Practice - 1
777	Olimp Racing		Marcin Jedlinski		Karol Basz		Mercedes AMG GT3 - 2020	PROAM	235.2	Free Practice - 1
15	Twin Busch by Equipe Vitesse		Mario Hirsch		Dominik Schraml		Mercedes AMG GT3 - 2020	PROAM	234.7	Free Practice - 1
17	HP Racing International		Gerhard Tweraser		Jan Seyffert		Lamborghini Huracan GT3 EVO	PROAM	233.7	Free Practice - 1
47	AKM Motorsport		Florian Scholze		Nico Bastian		Mercedes AMG GT3 - 2020	PROAM	233.2	Free Practice - 1
63	Vincenzo Sospiri Racing		Michele Beretta		Frederik Schandorff		Lamborghini Huracan GT3 EVO	PRO	233.2	Free Practice - 1
19	Vincenzo Sospiri Racing		Baptiste Moulin		Yuki Nemoto		Lamborghini Huracan GT3 EVO	PRO	232.2	Free Practice - 1





**Red Bull Ring**  
**International GT Open**  
**Free Practice - 3**  
**Pit Stop Analysis**



**5** Stanislaw Jedlinski Audi R8 GT3 LMS 2018  
 AM Krystian Korzeniowski Olimp Racing

N°	In Day Time	In Time	Out Time	Pit Time	T. Pit Time	Handicap	Penalty
1	17:35:50.935	17:35:50.935	17:38:23.839	2:32.904	2:32.904		

**7** Brendan Iribe McLaren 720 S GT3  
 PROAM Ollie Millroy Inception Racing

N°	In Day Time	In Time	Out Time	Pit Time	T. Pit Time	Handicap	Penalty
1	17:28:14.379	17:28:14.379	17:29:05.582	51.203	51.203		

**11** Jens Reno Moller Honda NSX GT3 Evo  
 PROAM Marcus Paverud Reno Racing

N°	In Day Time	In Time	Out Time	Pit Time	T. Pit Time	Handicap	Penalty
1	17:28:37.354	17:28:37.354	17:30:01.005	1:23.651	1:23.651		
2	17:40:34.585	17:40:34.585	17:41:59.013	1:24.428	2:48.079		

**15** Mario Hirsch Mercedes AMG GT3 - 2020  
 PROAM Dominik Schraml Twin Busch by Equipe Vitesse

N°	In Day Time	In Time	Out Time	Pit Time	T. Pit Time	Handicap	Penalty
1	17:27:06.524	17:27:06.524	17:30:34.369	3:27.845	3:27.845		

**17** Gerhard Tweraser Lamborghini Huracan GT3 EVO  
 PROAM Jan Seyffert HP Racing International

N°	In Day Time	In Time	Out Time	Pit Time	T. Pit Time	Handicap	Penalty
1	17:23:34.256	17:23:34.256	17:24:40.715	1:06.459	1:06.459		
2	17:36:54.106	17:36:54.106	17:39:22.360	2:28.254	3:34.713		

**22** Shaun Balfe Audi R8 GT3 LMS 2019  
 PROAM Adam Carroll Balfe Motorsport

N°	In Day Time	In Time	Out Time	Pit Time	T. Pit Time	Handicap	Penalty
1	17:29:18.215	17:29:18.215	17:30:48.976	1:30.761	1:30.761		

**47** Florian Scholze Mercedes AMG GT3 - 2020  
 PROAM Nico Bastian AKM Motorsport

N°	In Day Time	In Time	Out Time	Pit Time	T. Pit Time	Handicap	Penalty
1	17:26:43.765	17:26:43.765	17:28:47.838	2:04.073	2:04.073		
2	17:42:26.950	17:42:26.950	17:46:14.821	3:47.871	5:51.944		

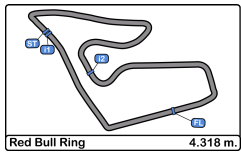
**72** Nick Moss McLaren 720 S GT3  
 PROAM Joe Osborne Inception Racing

N°	In Day Time	In Time	Out Time	Pit Time	T. Pit Time	Handicap	Penalty
1	17:24:14.995	17:24:14.995	17:25:20.981	1:05.986	1:05.986		
2	17:37:33.123	17:37:33.123	17:39:28.252	1:55.129	3:01.115		

**777** Marcin Jedlinski Mercedes AMG GT3 - 2020  
 PROAM Karol Basz Olimp Racing

N°	In Day Time	In Time	Out Time	Pit Time	T. Pit Time	Handicap	Penalty
1	17:30:09.350	17:30:09.350	17:35:32.618	5:23.268	5:23.268		
2	17:44:42.783	17:44:42.783	17:46:22.883	1:40.100	7:03.368		

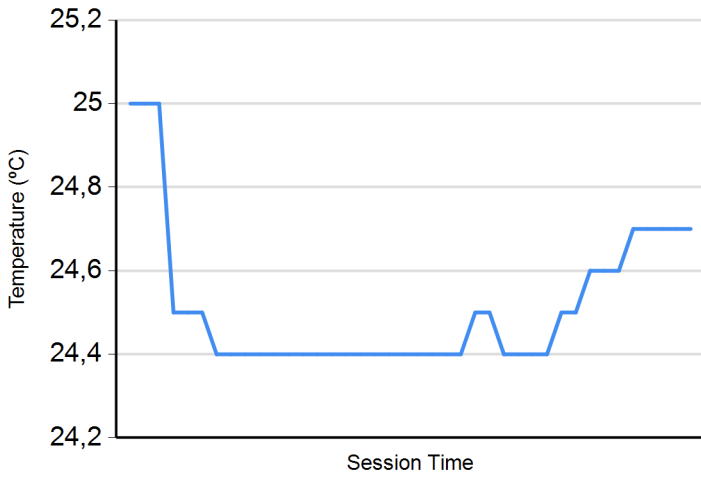




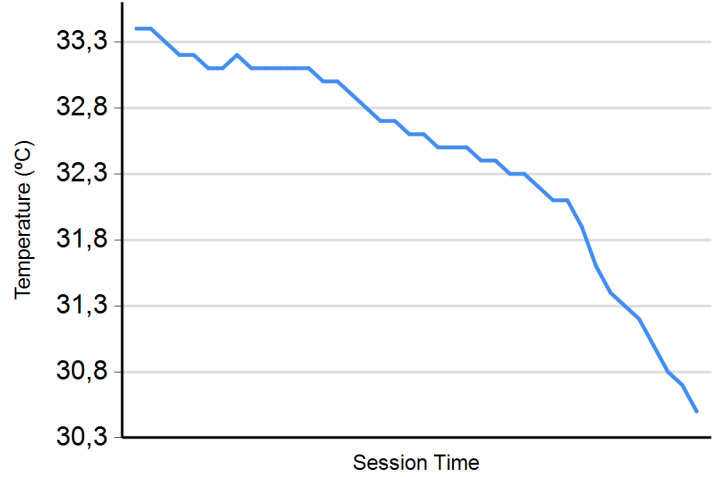
**Red Bull Ring**  
**International GT Open**  
**Free Practice - 3**  
**Weather Report**



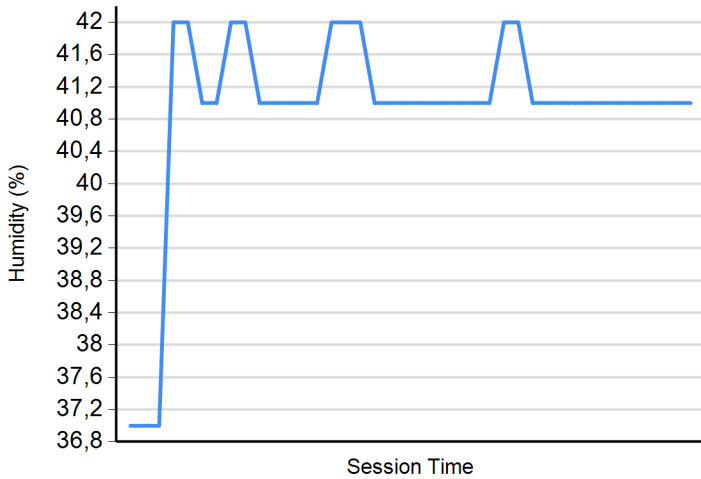
**Air Temperature**



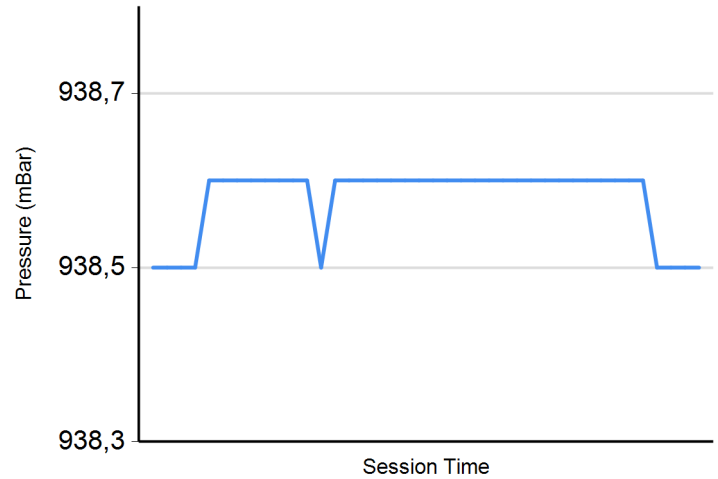
**Track Temperature**



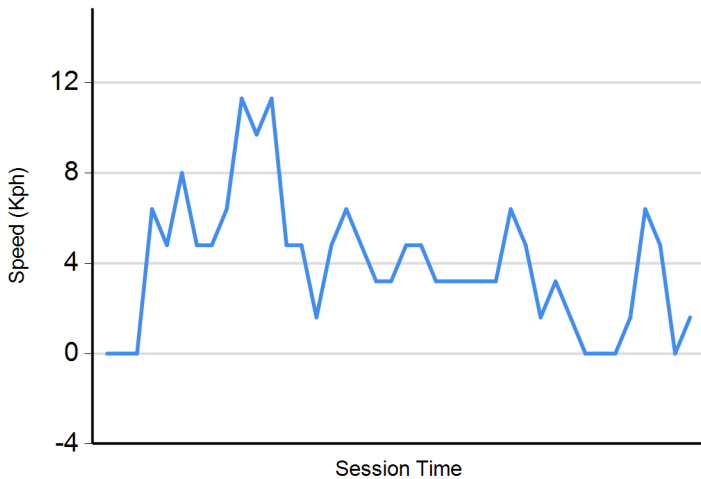
**Humidity**



**Pressure**

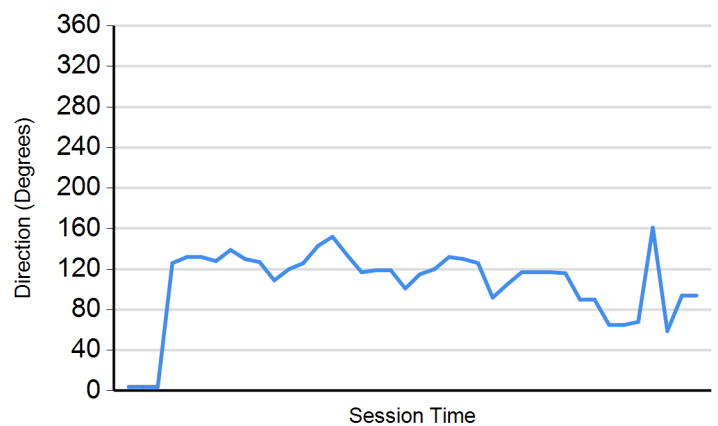


**Wind Speed**

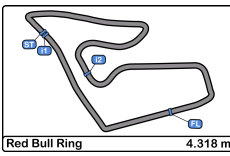


**Wind direction**

North = 0°/360° Est = 90° South = 180° West = 270°







**Red Bull Ring**  
**International GT Open**  
**Free Practice - 1 - 2 - 3**  
**Combined Results**



Cls	Nº	Entrant/Team	Nat	Driver 1	Nat	Driver 2	Nat	Vehicle	Cat	Cls	Laps	FP1	FP2	FP3	Best	Gap	Interval	Km/h			
1	77	Lechner Racing	SAU	Al Faisal Al Zubair	CZE	Andy Soucek	ESP	Porsche 911 GT3-R II 2019	PRO	1	53	1:29.526	2	<b>1:29.099</b>	1	<b>1:29.099</b>		174.4			
2	69	TF Sport	GBR	Sam De Haan	GBR	Charlie Eastwood	IRL	Aston Martin GT3 AMR MY2019	PRO	2	51	<b>1:29.149</b>	4	1:29.970	2	<b>1:29.149</b>	0.050	0.050	174.3		
3	15	Twin Busch by Equipe Vitesse	DEU	Mario Hirsch	DEU	Dominik Schraml	DEU	Mercedes AMG GT3 - 2020	PROAM	1	66	1:30.011	7	<b>1:29.255</b>	8	<b>1:31.726</b>	6	<b>1:29.255</b>	0.156	0.106	174.1
4	22	Balfe Motorsport	GBR	Shaun Balfe	GBR	Adam Carroll	GBR	Audi R8 GT3 LMS 2019	PROAM	2	78	1:30.451	7	<b>1:29.391</b>	9	<b>1:30.337</b>	1	<b>1:29.391</b>	0.292	0.136	173.8
5	72	Inception Racing	GBR	Nick Moss	GBR	Joe Osborne	GBR	McLaren 720 S GT3	PROAM	3	92	<b>1:29.535</b>	1	1:29.699	5	1:30.322	2	<b>1:29.535</b>	0.436	0.144	173.6
6	11	Reno Racing	DNK	Jens Reno Moller	DNK	Marcus Paverud	NOR	Honda NSX GT3 Evo	PROAM	4	90	1:30.111	3	1:30.530	1	1:29.556	1	<b>1:29.556</b>	0.457	0.021	173.5
7	777	Olimp Racing	POL	Marcin Jedlinski	POL	Karol Basz	POL	Mercedes AMG GT3 - 2020	PROAM	5	77	1:30.047	6	<b>1:29.639</b>	1	<b>1:30.436</b>	1	<b>1:29.639</b>	0.540	0.083	173.4
8	5	Olimp Racing	POL	Stanislaw Jedlinski	POL	Krystian Korzeniowski	POL	Audi R8 GT3 LMS 2018	AM	1	86	1:30.692	1	1:30.155	3	1:29.790	1	<b>1:29.790</b>	0.691	0.151	173.1
9	63	Vincenzo Sospiri Racing	ITA	Michele Beretta	ITA	Frederik Schandorff	DNK	Lamborghini Huracan GT3 EVO	PRO	3	57	1:29.980	2	<b>1:29.875</b>	2			<b>1:29.875</b>	0.776	0.085	172.9
10	7	Inception Racing	GBR	Brendan Iribe	USA	Ollie Millroy	GBR	McLaren 720 S GT3	PROAM	6	83	<b>1:30.043</b>	1	1:30.651	2	1:30.597	1	<b>1:30.043</b>	0.944	0.168	172.6
11	17	HP Racing International	DEU	Gerhard Tweraser	AUT	Jan Seyffert	DEU	Lamborghini Huracan GT3 EVO	PROAM	7	91	1:30.100	3	<b>1:30.063</b>	9	<b>1:30.417</b>	2	<b>1:30.063</b>	0.964	0.020	172.5
12	19	Vincenzo Sospiri Racing	ITA	Baptiste Moulin	DEU	Yuki Nemoto	JPN	Lamborghini Huracan GT3 EVO	PRO	4	54	<b>1:30.078</b>	1	1:30.612	8			<b>1:30.078</b>	0.979	0.015	172.5
13	47	AKM Motorsport	SMR	Florian Scholze	DEU	Nico Bastian	DEU	Mercedes AMG GT3 - 2020	PROAM	8	75	<b>1:30.319</b>	1	1:30.400	8	1:30.419	1	<b>1:30.319</b>	1.220	0.241	172.1

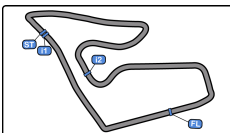
**\* PENALTIES**

- CAR 11 TIME 1:34.485 DELETED TRACK LIMITS AT T 1
- CAR 63 TIME 1:32.251 DELETED TRACK LIMITS AT T 9
- CAR 19 TIME 1:31.728 DELETED TRACK LIMITS AT T 9
- CAR 47 TIME 1:31.320 DELETED TRACK LIMITS AT T 1
- CAR 72 TIME 1:30.804 DELETED TRACK LIMITS AT T 1
- CAR 19 TIME 1:31.919 DELETED TRACK LIMITS AT T 9
- CAR 72 TIME 1:30.065 DELETED TRACK LIMITS AT T 1
- CAR 63 TIME 1:32.845 DELETED TRACK LIMITS AT T 9
- CAR 15 TIME 1:30.000 DELETED TRACK LIMITS AT T 9
- CAR 63 TIME 1:30.352 DELETED TRACK LIMITS AT T 9
- CAR 19 TIME 1:31.124 DELETED TRACK LIMITS AT T 9
- CAR 22 TIME 1:30.160 DELETED TRACK LIMITS AT T 9
- CAR 777 TIME 1:29.875 DELETED TRACK LIMITS AT T 9
- CAR 7 TIME 1:30.688 DELETED TRACK LIMITS AT T 9
- CAR 5 TIME 1:32.042 DELETED TRACK LIMITS AT T 9
- CAR 7 TIME 1:30.187 DELETED TRACK LIMITS AT T 9
- CAR 72 TIME 1:29.722 DELETED TRACK LIMITS AT T 9
- CAR 72 TIME 1:33.426 DELETED TRACK LIMITS AT T 1
- CAR 7 TIME 1:30.257 DELETED TRACK LIMITS AT T 9

Published at:.....

<b>Stewards:</b>	<b>Race Director:</b>	<b>Timekeeper:</b> Luis Angel Garcia Nuñez <i>[Signature]</i> JOB/I-0020-ESP
------------------	-----------------------	--





**Red Bull Ring**  
**International GT Open**  
**Free Practice - 1 - 2 - 3**



Red Bull Ring 4.318 m.

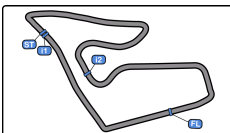
**Combined Results**

- CAR 17 TIME 1:30.998 DELETED TRACK LIMITS AT T 9
- CAR 19 TIME 1:32.595 DELETED TRACK LIMITS AT T 9
- CAR 22 TIME 1:31.880 DELETED TRACK LIMITS AT T 9
- CAR 7 TIME 1:29.937 DELETED TRACK LIMITS AT T 9
- CAR 72 TIME 1:31.954 DELETED TRACK LIMITS AT T 9
- CAR 5 TIME 1:57.486 DELETED TRACK LIMITS AT T 1
- CAR 11 TIME 1:38.605 DELETED TRACK LIMITS AT T 1
- CAR 63 TIME 1:30.098 DELETED TRACK LIMITS AT T 9
- CAR 19 TIME 1:30.319 DELETED TRACK LIMITS AT T 9
- CAR 77 TIME 1:29.602 DELETED TRACK LIMITS AT T 9
- CAR 19 TIME 2:46.108 DELETED TRACK LIMITS AT T 9
- CAR 77 TIME 1:29.559 DELETED TRACK LIMITS AT T 9
- CAR 19 TIME 1:32.959 DELETED TRACK LIMITS AT T 9
- CAR 11 TIME 1:30.861 DELETED TRACK LIMITS AT T 9
- CAR 72 TIME 1:31.059 DELETED TRACK LIMITS AT T 9
- CAR 5 TIME 1:38.999 DELETED TRACK LIMITS AT T 9
- CAR 15 TIME 1:30.899 DELETED TRACK LIMITS AT T 9
- CAR 11 TIME 1:30.274 DELETED TRACK LIMITS AT T 9
- CAR 22 TIME 1:31.809 DELETED TRACK LIMITS AT T 9
- CAR 11 TIME 1:31.379 DELETED TRACK LIMITS AT T 1
- CAR 77 TIME 1:29.707 DELETED TRACK LIMITS AT T 9
- CAR 63 TIME 1:30.049 DELETED TRACK LIMITS AT T 9
- CAR 19 TIME 1:31.732 DELETED TRACK LIMITS AT T 9
- CAR 11 TIME 1:30.618 DELETED TRACK LIMITS AT T 9
- CAR 5 TIME 1:41.282 DELETED TRACK LIMITS AT T 9
- CAR 47 TIME 1:31.854 DELETED TRACK LIMITS AT T 1
- CAR 5 TIME 1:39.179 DELETED TRACK LIMITS AT T 9
- CAR 7 TIME 1:31.184 DELETED TRACK LIMITS AT T 9
- CAR 19 TIME 1:31.053 DELETED TRACK LIMITS AT T 9
- CAR 63 TIME 1:31.041 DELETED TRACK LIMITS AT T 1
- CAR 22 TIME 1:31.124 DELETED TRACK LIMITS AT T 1
- CAR 5 TIME 1:38.071 DELETED TRACK LIMITS AT T 9
- CAR 72 TIME 1:29.772 DELETED TRACK LIMITS AT T 9
- CAR 69 TIME 1:30.726 DELETED TRACK LIMITS AT T 9
- CAR 77 TIME 1:30.925 DELETED TRACK LIMITS AT T 9

Published at:.....

<b>Stewards:</b>	<b>Race Director:</b>	<b>Timekeeper:</b> Luis Angel Garcia Nuñez JOB/I-0020-ESP
------------------	-----------------------	--





**Red Bull Ring**  
**International GT Open**  
**Free Practice - 1 - 2 - 3**

Red Bull Ring 4.318 m.

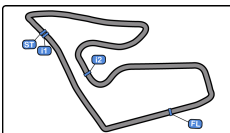
**Combined Results**

- CAR 11 TIME 1:32.157 DELETED TRACK LIMITS AT T 1
- CAR 11 TIME 1:30.521 DELETED TRACK LIMITS AT T 9
- CAR 22 TIME 1:29.541 DELETED TRACK LIMITS AT T 9
- CAR 11 TIME 1:36.053 DELETED TRACK LIMITS AT T 1
- CAR 7 TIME 1:31.266 DELETED TRACK LIMITS AT T 9
- CAR 17 TIME 1:30.570 DELETED TRACK LIMITS AT T 9
- CAR 77 TIME 1:29.471 DELETED TRACK LIMITS AT T 9
- CAR 63 TIME 1:30.466 DELETED TRACK LIMITS AT T 9
- CAR 7 TIME 1:30.759 DELETED TRACK LIMITS AT T 9
- CAR 47 TIME 1:30.447 DELETED TRACK LIMITS AT T 9
- CAR 11 TIME 1:30.804 DELETED TRACK LIMITS AT T 9
- CAR 47 TIME 1:30.455 DELETED TRACK LIMITS AT T 1
- CAR 19 TIME 1:32.496 DELETED TRACK LIMITS AT T 9
- CAR 7 TIME 1:31.346 DELETED TRACK LIMITS AT T 1
- CAR 5 TIME 1:36.011 DELETED TRACK LIMITS AT T 1
- CAR 72 TIME 1:31.068 DELETED TRACK LIMITS AT T 9
- CAR 17 TIME 1:32.172 DELETED TRACK LIMITS AT T 9
- CAR 63 AND 11 UNDER INVESTIGATION
- CAR 63 TIME 1:30.215 DELETED TRACK LIMITS AT T 9
- CAR 7 TIME 1:31.179 DELETED TRACK LIMITS AT T 9
- CAR 72 TIME 3:33.575 DELETED TRACK LIMITS AT T 9
- CAR 7 TIME 1:31.048 DELETED TRACK LIMITS AT T 9
- CAR 11 TIME 2:44.968 DELETED TRACK LIMITS AT T 9
- CAR 7 TIME 1:31.001 DELETED TRACK LIMITS AT T 9
- CAR 19 TIME 1:31.563 DELETED TRACK LIMITS AT T 9
- CAR 7 TIME 1:30.981 DELETED TRACK LIMITS AT T 9
- CAR 72 TIME 1:31.180 DELETED TRACK LIMITS AT T 9
- CAR 19 TIME 1:30.982 DELETED TRACK LIMITS AT T 9
- CAR 19 TIME 1:30.877 DELETED TRACK LIMITS AT T 9
- CAR 777 TIME 1:32.510 DELETED TRACK LIMITS AT T 1
- CAR 47 TIME 1:30.954 DELETED TRACK LIMITS AT T 9
- CAR 19 TIME 2:38.457 DELETED TRACK LIMITS AT T 9
- CAR 17 TIME 3:29.522 DELETED TRACK LIMITS AT T 9
- CAR 63 TIME 1:30.324 DELETED TRACK LIMITS AT T 9
- CAR 47 TIME 4:36.040 DELETED TRACK LIMITS AT T 9

Published at:.....

<b>Stewards:</b>	<b>Race Director:</b>	<b>Timekeeper:</b> Luis Angel Garcia Nuñez JOB/I-0020-ESP
------------------	-----------------------	--





**Red Bull Ring**  
**International GT Open**  
**Free Practice - 1 - 2 - 3**



Red Bull Ring 4.318 m.

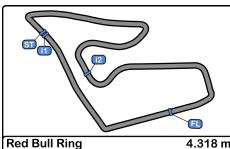
**Combined Results**

- CAR 17 TIME 1:31.958 DELETED TRACK LIMITS AT T 9
- CAR 47 TIME 1:31.626 DELETED TRACK LIMITS AT T 9
- CAR 7 TIME 1:30.561 DELETED TRACK LIMITS AT T 9
- CAR 7 TIME 1:30.574 DELETED TRACK LIMITS AT T 9
- CAR 63 TIME 1:30.367 DELETED TRACK LIMITS AT T 9
- CAR 7 TIME 1:30.572 DELETED TRACK LIMITS AT T 9
- CAR 11 TIME 1:32.157 DELETED TRACK LIMITS AT T 1
- CAR 77 TIME 1:30.925 DELETED TRACK LIMITS AT T 9
- CAR 69 TIME 1:30.726 DELETED TRACK LIMITS AT T 9
- CAR 72 TIME 1:29.772 DELETED TRACK LIMITS AT T 9
- CAR 5 TIME 1:38.071 DELETED TRACK LIMITS AT T 9
- CAR 22 TIME 1:31.124 DELETED TRACK LIMITS AT T 1
- CAR 63 TIME 1:31.041 DELETED TRACK LIMITS AT T 1
- CAR 19 TIME 1:31.053 DELETED TRACK LIMITS AT T 9
- CAR 11 TIME 1:30.521 DELETED TRACK LIMITS AT T 9
- CAR 63 AND 11 UNDER INVESTIGATION
- CAR 17 TIME 1:32.172 DELETED TRACK LIMITS AT T 9
- CAR 72 TIME 1:31.068 DELETED TRACK LIMITS AT T 9
- CAR 5 TIME 1:36.011 DELETED TRACK LIMITS AT T 1
- CAR 7 TIME 1:31.346 DELETED TRACK LIMITS AT T 1
- CAR 19 TIME 1:32.496 DELETED TRACK LIMITS AT T 9
- CAR 47 TIME 1:30.455 DELETED TRACK LIMITS AT T 1
- CAR 11 TIME 1:30.804 DELETED TRACK LIMITS AT T 9
- CAR 47 TIME 1:30.447 DELETED TRACK LIMITS AT T 9
- CAR 7 TIME 1:30.759 DELETED TRACK LIMITS AT T 9
- CAR 63 TIME 1:30.466 DELETED TRACK LIMITS AT T 9
- CAR 77 TIME 1:29.471 DELETED TRACK LIMITS AT T 9
- CAR 17 TIME 1:30.570 DELETED TRACK LIMITS AT T 9
- CAR 7 TIME 1:31.266 DELETED TRACK LIMITS AT T 9
- CAR 11 TIME 1:36.053 DELETED TRACK LIMITS AT T 1
- CAR 22 TIME 1:29.541 DELETED TRACK LIMITS AT T 9
- CAR 63 TIME 1:30.215 DELETED TRACK LIMITS AT T 9
- CAR 72 TIME 3:33.575 DELETED TRACK LIMITS AT T 9
- CAR 7 TIME 1:31.179 DELETED TRACK LIMITS AT T 9
- CAR 72 TIME 1:31.180 DELETED TRACK LIMITS AT T 9

Published at:.....

<b>Stewards:</b>	<b>Race Director:</b>	<b>Timekeeper:</b> Luis Angel Garcia Nuñez JOB/I-0020-ESP
------------------	-----------------------	--





**Red Bull Ring**  
**International GT Open**  
**Free Practice - 1 - 2 - 3**



**Combined Results**

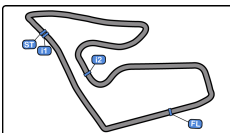
Red Bull Ring 4.318 m.

- CAR 7 TIME 1:30.981 DELETED TRACK LIMITS AT T 9
- CAR 19 TIME 1:31.563 DELETED TRACK LIMITS AT T 9
- CAR 7 TIME 1:31.001 DELETED TRACK LIMITS AT T 9
- CAR 11 TIME 2:44.968 DELETED TRACK LIMITS AT T 9
- CAR 7 TIME 1:31.048 DELETED TRACK LIMITS AT T 9
- CAR 7 TIME 1:30.572 DELETED TRACK LIMITS AT T 9
- CAR 63 TIME 1:30.367 DELETED TRACK LIMITS AT T 9
- CAR 7 TIME 1:30.574 DELETED TRACK LIMITS AT T 9
- CAR 7 TIME 1:30.561 DELETED TRACK LIMITS AT T 9
- CAR 47 TIME 1:31.626 DELETED TRACK LIMITS AT T 9
- CAR 17 TIME 1:31.958 DELETED TRACK LIMITS AT T 9
- CAR 47 TIME 4:36.040 DELETED TRACK LIMITS AT T 9
- CAR 63 TIME 1:30.324 DELETED TRACK LIMITS AT T 9
- CAR 17 TIME 3:29.522 DELETED TRACK LIMITS AT T 9
- CAR 19 TIME 2:38.457 DELETED TRACK LIMITS AT T 9
- CAR 47 TIME 1:30.954 DELETED TRACK LIMITS AT T 9
- CAR 777 TIME 1:32.510 DELETED TRACK LIMITS AT T 1
- CAR 19 TIME 1:30.877 DELETED TRACK LIMITS AT T 9
- CAR 19 TIME 1:30.982 DELETED TRACK LIMITS AT T 9
- CAR 72 TIME 1:32.732 DELETED TRACK LIMITS AT T 9
- CAR 72 TIME 1:34.692 DELETED TRACK LIMITS AT T 9
- CAR 5 TIME 17:19:32.603 DELETED TRACK LIMITS AT T 9
- CAR 7 TIME 1:32.688 DELETED TRACK LIMITS AT T 9
- CAR 11 TIME 1:31.254 DELETED TRACK LIMITS AT T 9
- CAR 72 TIME 1:32.275 DELETED TRACK LIMITS AT T 9
- CAR 7 TIME 1:32.142 DELETED TRACK LIMITS AT T 9
- CAR 7 TIME 1:32.056 DELETED TRACK LIMITS AT T 9
- CAR 72 TIME 1:30.963 DELETED TRACK LIMITS AT T 9
- CAR 17 TIME 1:31.113 DELETED TRACK LIMITS AT T 9
- CAR 5 TIME 1:37.329 DELETED TRACK LIMITS AT T 9
- CAR 11 TIME 1:30.410 DELETED TRACK LIMITS AT T 1
- CAR 17 TIME 1:31.310 DELETED TRACK LIMITS AT T 9
- CAR 47 TIME 1:30.822 DELETED TRACK LIMITS AT T 9
- CAR 7 TIME 1:30.866 DELETED TRACK LIMITS AT T 9
- CAR 777 TIME 1:31.057 DELETED TRACK LIMITS AT T 9

Published at:.....

<b>Stewards:</b>	<b>Race Director:</b>	<b>Timekeeper:</b> Luis Angel García Nuñez  JOB/I-0020-ESP
------------------	-----------------------	--





**Red Bull Ring**  
**International GT Open**  
**Free Practice - 1 - 2 - 3**



Red Bull Ring 4.318 m.

**Combined Results**

- CAR 47 TIME 1:30.497 DELETED TRACK LIMITS AT T 9
- CAR 5 TIME 1:31.122 DELETED TRACK LIMITS AT T 9
- CAR 7 TIME 1:30.556 DELETED TRACK LIMITS AT T 9
- CAR 72 TIME 1:30.947 DELETED TRACK LIMITS AT T 9
- CAR 17 TIME 1:30.540 DELETED TRACK LIMITS AT T 9
- CAR 5 TIME 1:30.142 DELETED TRACK LIMITS AT T 9
- CAR 5 TIME 1:30.195 DELETED TRACK LIMITS AT T 9
- CAR 5 TIME 1:29.984 DELETED TRACK LIMITS AT T 9

Published at:.....

<b>Stewards:</b>	<b>Race Director:</b>	<b>Timekeeper:</b> Luis Angel Garcia Nuñez  JOB/I-0020-ESP
------------------	-----------------------	--

