

**Circuito de Barcelona**  
**International GT Open**  
**Free Practice - 1**  
**Provisional Results**



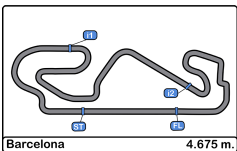
Cls	Nº	Entrant/Team	Nat	Driver 1	Nat	Driver 2	Nat	Vehicle	Cat	Cls	Laps	Best	Time	Gap	Interval	Km/h
1	9	2 Seas Motorsport	BHR	Martin Kodric	HRV	Ethan Simioni	CAN	Mercedes AMG GT3 2020	PRO	1	22	12	1:44.989			160.3
2	87	AKKA ASP	FRA	Jim Pla	FRA	Thomas Drouet	FRA	Mercedes AMG GT3 - 2020	PRO	2	17	11	1:45.045	0.056	0.056	160.2
3	17	HP Racing International	DEU	Gerhard Tweraser	AUT	Jan Seyffert	DEU	Lamborghini Huracan GT3 EVO	PROAM	1	23	9	1:45.099	0.110	0.054	160.1
4	19	Vincenzo Sospiri Racing	ITA	Baptiste Moulin	BEL	Yuki Nemoto	JPN	Lamborghini Huracan GT3 EVO	PRO	3	17	3	1:45.152	0.163	0.053	160.0
5	63	Vincenzo Sospiri Racing	ITA	Michele Beretta	ITA	Frederik Schandorff	DNK	Lamborghini Huracan GT3 EVO	PRO	4	19	3	1:45.247	0.258	0.095	159.9
6	77	Lechner Racing	AUT	Al Faisal Al Zubair	OMN	Andy Soucek	ESP	Porsche 911 GT3-R II 2019	PRO	5	20	10	1:45.371	0.382	0.124	159.7
7	72	Inception Racing	GBR	Nick Moss	GBR	Joe Osborne	GBR	McLaren 720 S GT3	PROAM	2	24	2	1:45.644	0.655	0.273	159.3
8	47	AKM Motorsport	GBR	Loris Spinelli	ITA	Florian Scholze	DEU	Mercedes AMG GT3 - 2020	PROAM	3	24	6	1:46.053	1.064	0.409	158.6
9	97	TF Sport	GBR	Michael Dinan	USA	Robby Foley	USA	Aston Martin GT3 AMR MY2019	PRO	6	24	11	1:46.082	1.093	0.029	158.6
10	7	Inception Racing	GBR	Brendan Iribe	USA	Ollie Millroy	GBR	McLaren 720 S GT3	PROAM	4	23	20	1:46.164	1.175	0.082	158.5
11	777	Olimp Racing	POL	Marcin Jedlinski	POL	Karol Basz	POL	Mercedes AMG GT3 - 2020	PROAM	5	22	7	1:46.275	1.286	0.111	158.3
12	22	Balfe Motorsport	GBR	Shaun Balfe	GBR	Adam Carroll	GBR	Audi R8 GT3 LMS 2019	PROAM	6	21	6	1:46.329	1.340	0.054	158.2
13	5	Olimp Racing	POL	Stanislaw Jedlinski	POL	Krystian Korzeniowski	POL	Audi R8 GT3 LMS 2018	AM	1	22	20	1:46.458	1.469	0.129	158.0
14	11	Reno Racing	DNK	Jens Reno Moller	DNK	Marcus Paverud	NOR	Honda NSX GT3 Evo	PROAM	7	23	20	1:46.461	1.472	0.003	158.0
15	52	AF Corse	ITA	Cedric Sbirrazzuoli	MCO	Hugo Delacour	FRA	Ferrari 488 GT3 MY2020	PROAM	8	23	4	1:46.573	1.584	0.112	157.9
16	15	Twin Busch by Equipe Vitesse	DEU	Mario Hirsch	DEU	Dominik Schraml	DEU	Mercedes AMG GT3 - 2020	PROAM	9	21	13	1:47.350	2.361	0.777	156.7
17	93	Baporo Motorsport	ESP	Daniel Diaz-Varela	ESP	Jaume Font	ESP	Mercedes AMG GT3 - 2020	AM	2	24	18	1:47.941	2.952	0.591	155.9
18	51	AF Corse	ITA	Oswaldo Negri	USA	Jay Schreiber	USA	Ferrari 488 GT3 MY2020	AM	3	5	3	1:54.269	9.280	6.328	147.2

Published at:.....

Track Temp: 13.8 °C Air Temp: 15.7 °C Humidity: 75 % Track Status: DRY

<b>Stewards:</b>	<b>Race Director:</b>	<b>Timekeeper:</b> Luis Angel Garcia Nuñez JOB/I-0020-ESP
------------------	-----------------------	--





**Circuito de Barcelona**  
**International GT Open**  
**Free Practice - 1**  
**Provisional Results by Category**



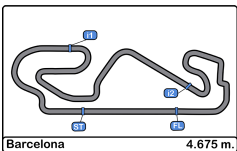
Cls	Nº	Entrant/Team	Nat	Driver 1	Nat	Driver 2	Nat	Vehicle	Cat	Cls	Laps	Best	Time	Gap	Interval	Km/h
<b>PRO</b>																
1	9	2 Seas Motorsport	BHR	Martin Kodric	HRV	Ethan Simioni	CAN	Mercedes AMG GT3 2020	PRO	1	22	12	1:44.989			160.3
2	87	AKKA ASP	FRA	Jim Pla	FRA	Thomas Drouet	FRA	Mercedes AMG GT3 - 2020	PRO	2	17	11	1:45.045	0.056	0.056	160.2
3	19	Vincenzo Sospiri Racing	ITA	Baptiste Moulin	BEL	Yuki Nemoto	JPN	Lamborghini Huracan GT3 EVO	PRO	3	17	3	1:45.152	0.163	0.107	160.0
4	63	Vincenzo Sospiri Racing	ITA	Michele Beretta	ITA	Frederik Schandorff	DNK	Lamborghini Huracan GT3 EVO	PRO	4	19	3	1:45.247	0.258	0.095	159.9
5	77	Lechner Racing	AUT	Al Faisal Al Zubair	CAN	Andy Soucek	ESP	Porsche 911 GT3-R II 2019	PRO	5	20	10	1:45.371	0.382	0.124	159.7
6	97	TF Sport	GBR	Michael Dinan	USA	Robby Foley	USA	Aston Martin GT3 AMR MY2019	PRO	6	24	11	1:46.082	1.093	0.711	158.6
<b>PROAM</b>																
1	17	HP Racing International	DEU	Gerhard Tweraser	AUT	Jan Seyffert	DEU	Lamborghini Huracan GT3 EVO	PROAM	1	23	9	1:45.099			160.1
2	72	Inception Racing	GBR	Nick Moss	GBR	Joe Osborne	GBR	McLaren 720 S GT3	PROAM	2	24	2	1:45.644	0.545	0.545	159.3
3	47	AKM Motorsport	SMR	Loris Spinelli	ITA	Florian Scholze	DEU	Mercedes AMG GT3 - 2020	PROAM	3	24	6	1:46.053	0.954	0.409	158.6
4	7	Inception Racing	GBR	Brendan Iribe	USA	Ollie Millroy	GBR	McLaren 720 S GT3	PROAM	4	23	20	1:46.164	1.065	0.111	158.5
5	777	Olimp Racing	POL	Marcin Jedlinski	POL	Karol Basz	POL	Mercedes AMG GT3 - 2020	PROAM	5	22	7	1:46.275	1.176	0.111	158.3
6	22	Balfe Motorsport	GBR	Shaun Balfe	GBR	Adam Carroll	GBR	Audi R8 GT3 LMS 2019	PROAM	6	21	6	1:46.329	1.230	0.054	158.2
7	11	Reno Racing	DNK	Jens Reno Moller	DNK	Marcus Paverud	MOR	Honda NSX GT3 Evo	PROAM	7	23	20	1:46.461	1.362	0.132	158.0
8	52	AF Corse	ITA	Cedric Sbirrazzuoli	MCO	Hugo Delacour	FRA	Ferrari 488 GT3 MY2020	PROAM	8	23	4	1:46.573	1.474	0.112	157.9
9	15	Twin Busch by Equipe Vitesse	DEU	Mario Hirsch	DEU	Dominik Schraml	DEU	Mercedes AMG GT3 - 2020	PROAM	9	21	13	1:47.350	2.251	0.777	156.7
<b>AM</b>																
1	5	Olimp Racing	POL	Stanislaw Jedlinski	POL	Krystian Korzeniowski	POL	Audi R8 GT3 LMS 2018	AM	1	22	20	1:46.458			158.0
2	93	Baporo Motorsport	ESP	Daniel Diaz-Varela	ESP	Jaume Font	ESP	Mercedes AMG GT3 - 2020	AM	2	24	18	1:47.941	1.483	1.483	155.9
3	51	AF Corse	ITA	Oswaldo Negri	USA	Jay Schreiber	USA	Ferrari 488 GT3 MY2020	AM	3	5	3	1:54.269	7.811	6.328	147.2

Published at:.....

Track Temp: 13.8 °C Air Temp: 15.7 °C Humidity: 75 % Track Status: DRY

<b>Stewards:</b>	<b>Race Director:</b>	<b>Timekeeper:</b> Luis Angel Garcia Nuñez JOB/I-0020-ESP
------------------	-----------------------	--





**Circuito de Barcelona**  
**International GT Open**  
**Free Practice - 1**  
**Provisional Results by Class**



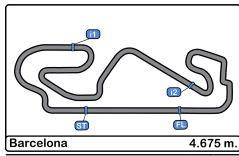
Cls	Nº	Entrant/Team	Nat	Driver 1	Nat	Driver 2	Nat	Vehicle	Cat	Cls	Laps	Best	Time	Gap	Interval	Km/h
<b>International GT Open</b>																
1	9	2 Seas Motorsport	BHR	Martin Kodric	HRV	Ethan Simioni	CAN	Mercedes AMG GT3 2020	PRO	1	22	12	1:44.989			160.3
2	87	AKKA ASP	FRA	Jim Pla	FRA	Thomas Drouet	FRA	Mercedes AMG GT3 - 2020	PRO	2	17	11	1:45.045	0.056	0.056	160.2
3	17	HP Racing International	DEU	Gerhard Tweraser	AUT	Jan Seyffert	DEU	Lamborghini Huracan GT3 EVO	PROAM	1	23	9	1:45.099	0.110	0.054	160.1
4	19	Vincenzo Sospiri Racing	ITA	Baptiste Moulin	BEL	Yuki Nemoto	JPN	Lamborghini Huracan GT3 EVO	PRO	3	17	3	1:45.152	0.163	0.053	160.0
5	63	Vincenzo Sospiri Racing	ITA	Michele Beretta	ITA	Frederik Schandorff	DNK	Lamborghini Huracan GT3 EVO	PRO	4	19	3	1:45.247	0.258	0.095	159.9
6	77	Lechner Racing	AUT	Al Faisal Al Zubair	OMN	Andy Soucek	ESP	Porsche 911 GT3-R II 2019	PRO	5	20	10	1:45.371	0.382	0.124	159.7
7	72	Inception Racing	GBR	Nick Moss	GBR	Joe Osborne	GBR	McLaren 720 S GT3	PROAM	2	24	2	1:45.644	0.655	0.273	159.3
8	47	AKM Motorsport	ITA	Loris Spinelli	ITA	Florian Scholze	DEU	Mercedes AMG GT3 - 2020	PROAM	3	24	6	1:46.053	1.064	0.409	158.6
9	97	TF Sport	GBR	Michael Dinan	USA	Robby Foley	USA	Aston Martin GT3 AMR MY2019	PRO	6	24	11	1:46.082	1.093	0.029	158.6
10	7	Inception Racing	GBR	Brendan Iribe	USA	Ollie Millroy	GBR	McLaren 720 S GT3	PROAM	4	23	20	1:46.164	1.175	0.082	158.5
11	777	Olimp Racing	POL	Marcin Jedlinski	POL	Karol Basz	POL	Mercedes AMG GT3 - 2020	PROAM	5	22	7	1:46.275	1.286	0.111	158.3
12	22	Balfe Motorsport	GBR	Shaun Balfe	GBR	Adam Carroll	GBR	Audi R8 GT3 LMS 2019	PROAM	6	21	6	1:46.329	1.340	0.054	158.2
13	5	Olimp Racing	POL	Stanislaw Jedlinski	POL	Krystian Korzeniowski	POL	Audi R8 GT3 LMS 2018	AM	1	22	20	1:46.458	1.469	0.129	158.0
14	11	Reno Racing	DNK	Jens Reno Moller	DNK	Marcus Paverud	NOR	Honda NSX GT3 Evo	PROAM	7	23	20	1:46.461	1.472	0.003	158.0
15	52	AF Corse	ITA	Cedric Sbirrazzuoli	MCO	Hugo Delacour	FRA	Ferrari 488 GT3 MY2020	PROAM	8	23	4	1:46.573	1.584	0.112	157.9
16	15	Twin Busch by Equipe Vitesse	DEU	Mario Hirsch	DEU	Dominik Schraml	DEU	Mercedes AMG GT3 - 2020	PROAM	9	21	13	1:47.350	2.361	0.777	156.7
17	93	Baporo Motorsport	ESP	Daniel Diaz-Varela	ESP	Jaume Font	ESP	Mercedes AMG GT3 - 2020	AM	2	24	18	1:47.941	2.952	0.591	155.9
18	51	AF Corse	ITA	Oswaldo Negri	USA	Jay Schreiber	USA	Ferrari 488 GT3 MY2020	AM	3	5	3	1:54.269	9.280	6.328	147.2

Published at:.....

Track Temp: 13.8 °C Air Temp: 15.7 °C Humidity: 75 % Track Status: DRY

<b>Stewards:</b>	<b>Race Director:</b>	<b>Timekeeper:</b> Luis Angel García Nuñez JOB/I-0020-ESP
------------------	-----------------------	--





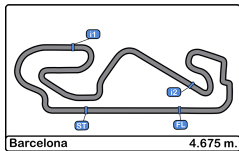
**Circuit de Barcelona**  
**International GT Open**  
**Free Practice - 1**  
**Lap Analysis**



5 Stanislaw Jedlinski Audi R8 GT3 LMS 2018							9 Martin Kodric Mercedes AMG GT3 2020								
AM Krystian Korzeniewski Olimp Racing							PRO Ethan Simioni 2 Seas Motorsport								
Lap	D	Time	Sector 1	Sector 2	Sector 3	T. Spd	Elapsed	Lap	D	Time	Sector 1	Sector 2	Sector 3	T. Spd	Elapsed
1		10:01:28.790	10:00:02.711	46.966	39.113	169.0	10:01:28.790	1		10:01:50.566	10:00:33.772	41.341	35.453	181.8	10:01:50.566
2		1:56.335	32.463	44.750	39.122	256.5	10:03:25.125	2		1:46.423	30.477	40.827	35.119	257.1	10:03:36.989
3		2:01.541	34.284	44.984	42.273	255.3	10:05:26.666	3		1:46.028	30.182	40.621	35.225	259.6	10:05:23.017
4		1:58.525	32.635	46.258	39.632	257.7	10:07:25.191	4		1:45.968	30.162	40.827	34.979	260.2	10:07:08.985
5		1:59.207	32.939	46.549	39.719	255.9	10:09:24.398	5		1:49.599	30.146	40.664	38.789	259.6	10:08:58.584
6		2:02.151	33.628	46.510	42.013	255.3	10:11:26.549	6		1:45.745	30.232	40.600	34.913	259.6	10:10:44.329
7		2:22.906 P	33.499	53.429	55.978	252.9	10:13:49.455	7		1:58.297 P	30.191	40.982	47.124	260.8	10:12:42.626
8		16:09.617	14:43.026	47.452	39.139	173.9	10:29:59.072	8		16:55.938	15:36.030	43.251	36.657	179.1	10:29:38.564
9		1:56.520	32.327	44.986	39.207	258.9	10:31:55.592	9		1:45.440	30.280	40.274	34.886	254.1	10:31:24.004
10		1:58.016	32.581	45.602	39.833	257.1	10:33:53.608	10		1:45.193	30.153	40.265	34.775	259.6	10:33:09.197
11		1:57.628	32.866	45.159	39.603	254.1	10:35:51.236	11		1:50.789	30.132	41.218	39.439	257.7	10:34:59.986
12		2:00.175	33.148	46.235	40.792	254.1	10:37:51.411	12		1:44.989	30.103	40.183	34.703	256.5	10:36:44.975
13		1:58.885	33.275	46.193	39.417	254.7	10:39:50.296	13		1:50.724 P	30.125	40.572	40.027	257.7	10:38:35.699
14		2:10.587 P	32.767	46.602	51.218	255.3	10:42:00.883	14		4:22.869	3:05.835	41.120	35.914	181.8	10:42:58.568
15		5:09.929	3:50.029	43.590	36.310	182.1	10:47:10.812	15		1:47.230	30.347	41.452	35.431	257.1	10:44:45.798
16		1:48.650	30.641	42.059	35.950	260.2	10:48:59.462	16		1:47.702	30.659	41.216	35.827	253.5	10:46:33.500
17		1:51.258	31.262	42.443	37.553	261.5	10:50:50.720	17		1:50.115 P	30.320	40.917	38.878	256.5	10:48:23.615
18		1:49.501	30.846	42.559	36.096	262.1	10:52:40.221	18		4:33.713	3:17.381	40.934	35.398	182.4	10:52:57.328
19		1:47.537	30.551	41.608	35.378	260.2	10:54:27.758	19		1:47.444	30.545	41.278	35.621	258.3	10:54:44.772
20		1:46.458	30.379	41.004	35.075	261.5	10:56:14.216	20		1:46.594	30.369	40.859	35.366	254.1	10:56:31.366
21		1:47.177	30.360	40.943	35.874	261.5	10:58:01.393	21		1:46.468	30.355	40.889	35.224	257.7	10:58:17.834
22		1:59.515 P	30.606	45.541	43.368	261.5	11:00:00.908	22		1:59.124 P	30.470	46.528	42.126	261.5	11:00:16.958

7 Brendan Iribe McLaren 720 S GT3							11 Jens Reno Moller Honda NSX GT3 Evo								
PROAM Ollie Millroy Inception Racing							PROAM Marcus Paverud Reno Racing								
Lap	D	Time	Sector 1	Sector 2	Sector 3	T. Spd	Elapsed	Lap	D	Time	Sector 1	Sector 2	Sector 3	T. Spd	Elapsed
1		9:59:57.807 P	9:58:36.778	41.594	39.435	183.3	9:59:57.807	1		10:00:47.174	9:59:26.793	42.830	37.551	170.6	10:00:47.174
2		8:01.363	6:38.806	43.336	39.221	177.3	10:07:59.170	2		1:49.589	31.270	42.180	36.139	258.3	10:02:36.763
3		1:49.964	31.612	41.753	36.599	257.1	10:09:49.134	3		1:48.853	31.009	41.996	35.848	258.9	10:04:25.616
4		1:49.508	31.249	41.847	36.412	258.9	10:11:38.642	4		1:49.619	31.009	42.205	36.405	260.2	10:06:15.235
5		2:14.031 P	31.572	45.467	56.992	254.1	10:13:52.673	5		1:53.691 P	31.200	42.220	40.271	258.9	10:08:08.926
6		15:20.406	14:00.824	43.346	36.236	181.2	10:29:13.079	6		5:49.585 P	4:20.145	46.317	43.123	175.3	10:13:58.511
7		1:48.096	31.041	41.382	35.673	257.7	10:31:01.175	7		14:56.049	13:38.358	41.822	35.869	182.4	10:28:54.560
8		1:48.018	30.990	41.387	35.641	259.6	10:32:49.193	8		1:49.547	31.017	42.120	36.410	258.9	10:30:44.107
9		1:47.128	30.566	41.073	35.489	260.2	10:34:36.321	9		1:48.684	31.064	41.713	35.907	259.6	10:32:32.791
10		1:47.515	30.667	41.115	35.733	260.2	10:36:23.836	10		1:51.823 P	30.834	41.572	39.417	260.8	10:34:24.614
11		1:47.337	30.736	41.037	35.564	260.2	10:38:11.173	11		3:05.166	1:45.757	43.034	36.375	181.8	10:37:29.780
12		1:47.388	30.536	41.252	35.600	259.6	10:39:58.561	12		1:49.558	31.221	42.236	36.101	258.3	10:39:19.338
13		1:49.244	30.642	41.231	37.371	260.2	10:41:47.805	13		1:49.312	30.988	41.941	36.383	259.6	10:41:08.650
14		1:51.623 P	30.713	40.949	39.961	258.9	10:43:39.428	14		1:55.335 P	31.386	41.927	42.022	258.3	10:43:03.985
15		3:34.401	2:18.023	40.962	35.416	183.9	10:47:13.829	15		3:01.317	1:43.806	41.604	35.907	183.6	10:46:05.302
16		1:46.430	30.506	40.714	35.210	261.5	10:49:00.259	16		1:46.840	30.727	41.025	35.088	258.9	10:47:52.142
17		1:47.631	30.492	41.317	35.822	262.1	10:50:47.890	17		1:46.639	30.517	40.947	35.175	258.3	10:49:38.781
18		1:46.781	30.561	40.904	35.316	260.8	10:52:34.671	18		1:46.776	30.507	41.010	35.259	259.6	10:51:25.557
19		1:46.687	30.507	40.921	35.259	259.6	10:54:21.358	19		1:46.823	30.555	40.904	35.364	259.6	10:53:12.380
20		1:46.164	30.293	40.739	35.132	260.8	10:56:07.522	20		1:46.461	30.496	40.968	34.997	260.8	10:54:58.841
21		1:46.585	30.460	40.980	35.145	261.5	10:57:54.107	21		1:46.548	30.228	41.091	35.229	260.8	10:56:45.389
22		1:46.632	30.422	40.890	35.320	260.8	10:59:40.739	22		1:46.894	30.412	40.991	35.491	260.8	10:58:32.283
23		1:53.541 P	30.490	40.987	42.064	261.5	11:01:34.280	23		1:55.115 P	31.494	41.962	41.659	261.5	11:00:27.398





**Circuit de Barcelona**  
**International GT Open**  
**Free Practice - 1**  
**Lap Analysis**



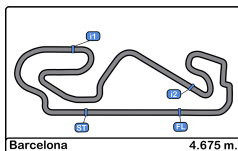
15 Mario Hirsch Mercedes AMG GT3 - 2020						
PROAM			Dominik Schraml Twin Busch by Equipe Vitesse			
Lap	D	Time	Sector 1	Sector 2	Sector 3	T. Spd
1		10:02:45.704	10:01:27.156	42.323	36.225	177.9
2		1:48.971	31.166	41.841	35.964	255.9
3		1:48.242	30.764	41.510	35.968	255.9
4		1:53.291 P	30.865	41.357	41.069	256.5
5		3:53.634	2:36.332	41.565	35.737	182.1
6		2:56.103 P	39.782	1:19.408	56.913	257.1
7		13:00.409	11:40.018	43.359	37.032	177.6
8		1:49.246	31.266	41.878	36.102	255.3
9		1:48.583	30.983	41.836	35.764	257.1
10		1:53.112 P	30.776	41.484	40.852	257.7
11		3:24.438	2:07.416	41.354	35.668	182.1
12		1:55.485	30.795	41.838	42.852	257.7
13		1:47.350	30.607	41.196	35.547	257.1
14		1:51.307 P	30.462	41.140	39.705	257.1
15		6:20.364	4:59.549	43.599	37.216	178.8
16		1:53.114	32.109	42.679	38.326	254.1
17		1:53.133	31.710	42.861	38.562	255.3
18		1:51.161	31.519	42.371	37.271	255.9
19		1:50.761	31.478	42.567	36.716	254.7
20		1:50.721	31.549	42.208	36.964	255.3
21		1:55.620 P	31.540	42.479	41.601	255.3

19 Baptiste Moulin Lamborghini Huracan GT3 EVO						
PRO			Yuki Nemoto Vincenzo Sospiri Racing			
Lap	D	Time	Sector 1	Sector 2	Sector 3	T. Spd
1		10:07:55.979	10:06:39.847	41.074	35.058	180.3
2		1:45.432	30.379	40.464	34.589	257.7
3		1:45.152	30.133	40.309	34.710	258.9
4		2:09.552 P	30.095	48.406	51.051	257.7
5		20:39.860	19:23.767	41.049	35.044	178.5
6		1:46.257	30.564	40.801	34.892	254.7
7		1:46.632	30.372	40.468	35.792	257.7
8		1:46.526	30.325	40.662	35.539	254.7
9		1:50.014 P	30.414	40.917	38.683	254.7
10		2:58.623	1:40.367	42.172	36.084	180.0
11		1:48.784	31.050	41.889	35.845	256.5
12		1:48.124	30.877	41.454	35.793	257.1
13		1:48.230	30.910	41.558	35.762	256.5
14		1:48.564	31.214	41.674	35.676	255.9
15		1:48.369	31.115	41.331	35.923	255.9
16		1:48.239	30.988	41.512	35.739	255.9
17		1:56.849 P	31.112	42.900	42.837	255.3

17 Gerhard Tweraser Lamborghini Huracan GT3 EVO						
PROAM			Jan Seyffert HP Racing International			
Lap	D	Time	Sector 1	Sector 2	Sector 3	T. Spd
1		10:00:07.023	9:58:49.607	42.068	35.348	173.3
2		1:46.831	30.861	40.925	35.045	257.1
3		1:45.960	30.231	40.729	35.000	259.6
4		1:52.664 P	30.593	40.941	41.130	260.8
5		3:07.814	1:52.265	40.658	34.891	181.5
6		1:45.916	30.286	40.709	34.921	259.6
7		1:58.373 P	30.374	42.728	45.271	259.6
8		17:16.367	16:00.026	40.966	35.375	178.8
9		1:45.099	30.221	40.195	34.683	258.9
10		1:45.294	30.151	40.212	34.931	259.6
11		1:55.082 P	30.026	40.118	44.938	260.8
12		4:32.532	3:15.655	41.580	35.297	180.3
13		1:47.910	30.443	41.007	36.460	258.9
14		1:47.119	30.698	41.074	35.347	257.7
15		1:49.643	30.526	42.205	36.912	260.2
16		1:47.084	30.641	41.026	35.417	258.3
17		1:46.635	30.363	41.037	35.235	259.6
18		1:52.645 P	30.508	41.916	40.221	258.3
19		3:37.046	2:18.770	41.179	37.097	180.6
20		1:47.042	30.605	41.069	35.368	258.9
21		1:47.969	30.339	42.191	35.439	258.9
22		1:46.760	30.365	41.191	35.204	258.3
23		1:51.841 P	30.602	41.093	40.146	257.7

22 Shaun Balfe Audi R8 GT3 LMS 2019						
PROAM			Adam Carroll Balfe Motorsport			
Lap	D	Time	Sector 1	Sector 2	Sector 3	T. Spd
1		10:01:01.872	9:59:41.761	44.177	35.934	177.6
2		1:47.964	30.868	41.153	35.943	257.1
3		1:47.634	31.152	41.214	35.268	252.9
4		1:46.567	30.419	40.867	35.281	260.8
5		1:50.416	30.369	41.223	38.824	262.1
6		1:46.329	30.513	40.740	35.076	257.7
7		1:52.456 P	30.255	41.268	40.933	258.3
8		16:08.611	14:50.386	42.524	35.701	172.5
9		1:47.856	31.076	41.532	35.248	256.5
10		1:46.784	30.547	41.087	35.150	261.5
11		1:51.927 P	30.388	41.205	40.334	262.7
12		3:06.591	1:45.331	44.903	36.357	120.1
13		1:49.053	30.935	42.136	35.982	258.3
14		1:48.918	31.081	41.913	35.924	257.7
15		1:48.273	30.994	41.579	35.700	257.7
16		1:56.462 P	30.861	42.307	43.294	257.7
17		6:28.625	5:08.453	44.334	35.838	177.3
18		1:48.040	30.896	41.570	35.574	258.3
19		1:48.019	30.746	41.739	35.534	258.9
20		1:47.954	30.846	41.479	35.629	258.9
21		2:00.050 P	32.494	44.204	43.352	238.4





**Circuit de Barcelona**  
**International GT Open**  
**Free Practice - 1**  
**Lap Analysis**



**47**

Loris Spinelli

Mercedes AMG GT3 - 2020

Cedric Sbirrazuoli

Ferrari 488 GT3 MY2020

PROAM

Florian Scholze

AKM Motorsport

PROAM

Hugo Delacour

AF Corse

Lap	D	Time	Sector 1	Sector 2	Sector 3	T. Spd	Elapsed	Lap	D	Time	Sector 1	Sector 2	Sector 3	T. Spd	Elapsed
1		10:00:52.769 P	9:59:27.180	43.657	41.932	145.5	10:00:52.769	1		10:01:48.041	10:00:28.710	43.474	35.857	177.3	10:01:48.041
2		2:41.195	1:23.913	41.820	35.462	182.1	10:03:33.964	2		1:46.955	30.725	40.952	35.278	257.1	10:03:34.996
3		1:47.461	30.658	40.806	35.997	257.1	10:05:21.425	3		1:49.098	30.461	41.011	37.626	258.9	10:05:24.094
4		1:46.175	30.499	40.664	35.012	258.3	10:07:07.600	4		1:46.573	30.294	40.713	35.566	262.1	10:07:10.667
5		1:47.460	30.736	40.809	35.915	257.1	10:08:55.060	5		1:55.801 P	30.405	41.930	43.466	260.8	10:09:06.468
6		1:46.053	30.446	40.681	34.926	257.7	10:10:41.113	6		3:50.989 P	2:18.154	43.162	49.673	182.7	10:12:57.457
7		1:51.810 P	30.437	40.615	40.758	257.7	10:12:32.923	7		16:27.668	15:07.080	43.046	37.542	177.9	10:29:25.125
8		16:31.647	15:14.202	41.306	36.139	181.5	10:29:04.570	8		1:51.853	31.787	42.910	37.156	253.5	10:31:16.978
9		1:47.283	30.484	40.995	35.804	255.9	10:30:51.853	9		1:50.098	31.456	42.010	36.632	254.7	10:33:07.076
10		1:46.331	30.531	40.749	35.051	256.5	10:32:38.184	10		1:53.960	31.225	44.885	37.850	254.7	10:35:01.036
11		1:46.075	30.313	40.813	34.949	257.7	10:34:24.259	11		1:51.219	31.382	43.014	36.823	256.5	10:36:52.255
12		1:50.747 P	30.386	40.824	39.537	257.7	10:36:15.006	12		1:50.907	31.557	42.347	37.003	256.5	10:38:43.162
13		4:24.237	3:04.684	43.037	36.516	178.8	10:40:39.243	13		1:50.748	31.396	42.484	36.868	256.5	10:40:33.910
14		1:48.243	30.909	41.326	36.008	252.9	10:42:27.486	14		1:49.743	31.406	41.774	36.563	256.5	10:42:23.653
15		1:49.730	30.983	42.556	36.191	255.9	10:44:17.216	15		1:49.601	31.310	41.969	36.322	257.7	10:44:13.254
16		1:49.649	31.208	42.275	36.166	257.1	10:46:06.865	16		1:48.984	31.063	41.885	36.036	257.7	10:46:02.238
17		1:48.285	31.053	41.291	35.941	257.7	10:47:55.150	17		1:49.789	31.258	41.767	36.764	257.1	10:47:52.027
18		1:48.706	31.002	41.741	35.963	255.9	10:49:43.856	18		2:00.076 P	32.733	44.310	43.033	232.2	10:49:52.103
19		1:48.907	30.932	41.676	36.299	255.3	10:51:32.763	19		3:04.378	1:44.563	43.275	36.540	180.6	10:52:56.481
20		1:48.330	30.866	41.649	35.815	255.3	10:53:21.093	20		1:49.102	30.812	41.482	36.808	256.5	10:54:45.583
21		1:47.951	30.857	41.424	35.670	257.1	10:55:09.044	21		1:47.731	30.627	41.119	35.985	258.3	10:56:33.314
22		1:50.034	30.941	41.782	37.311	256.5	10:56:59.078	22		1:47.363	30.441	41.282	35.640	259.6	10:58:20.677
23		1:49.039	31.128	41.763	36.148	257.1	10:58:48.117	23		2:00.405 P	30.448	44.648	45.309	258.9	11:00:21.082
24		1:55.723 P	30.981	41.590	43.152	257.1	11:00:43.840								

**51**

Oswaldo Negri

Ferrari 488 GT3 MY2020

AM

Jay Schreiber

AF Corse

Lap	D	Time	Sector 1	Sector 2	Sector 3	T. Spd	Elapsed
1		10:02:49.685	10:01:27.220	44.632	37.833	156.2	10:02:49.685
2		2:15.411	33.014	43.157	59.240	237.8	10:05:05.096
3		1:54.269	32.476	43.171	38.622	254.7	10:06:59.365
4		1:55.609	33.271	44.046	38.292	255.9	10:08:54.974
5		1:56.264	33.277	44.532	38.455	245.4	10:10:51.238
6			32.020			255.9	

**63**

Michele Beretta

Lamborghini Huracan GT3 EVO

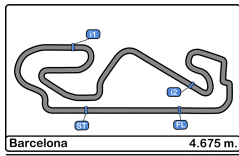
PRO

Frederik Schandorff

Vincenzo Sospiri Racing

Lap	D	Time	Sector 1	Sector 2	Sector 3	T. Spd	Elapsed
1		10:08:25.454	10:07:06.220	41.611	37.623	180.0	10:08:25.454
2		1:45.555	30.372	40.512	34.671	256.5	10:10:11.009
3		1:45.247	30.080	40.322	34.845	257.1	10:11:56.256
4		1:57.411 P	30.288	41.140	45.983	257.1	10:13:53.667
5		16:43.693	15:27.465	41.018	35.210	175.6	10:30:37.360
6		1:46.020	30.484	40.606	34.930	252.9	10:32:23.380
7		1:45.655	30.294	40.505	34.856	254.1	10:34:09.035
8		1:49.819 P	30.293	40.932	38.594	254.1	10:35:58.854
9		3:07.069	1:50.573	41.272	35.224	177.9	10:39:05.923
10		1:47.074	31.077	40.834	35.163	255.9	10:40:52.997
11		1:46.479	30.614	40.518	35.347	256.5	10:42:39.476
12		1:46.330	30.520	40.631	35.179	256.5	10:44:25.806
13		1:48.752	30.273	42.080	36.399	258.9	10:46:14.558
14		1:56.363 P	30.561	41.304	44.498	257.7	10:48:10.921
15		3:51.823	2:35.563	41.070	35.190	180.6	10:52:02.744
16		1:46.343	30.330	40.835	35.178	256.5	10:53:49.087
17		1:46.154	30.383	40.614	35.157	255.3	10:55:35.241
18		1:46.128	30.334	40.769	35.025	257.7	10:57:21.369
19		1:54.211 P	31.783	41.058	41.370	255.9	10:59:15.580





Circuit de Barcelona  
International GT Open  
Free Practice - 1  
Lap Analysis



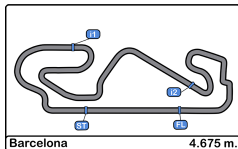
72 Nick Moss McLaren 720 S GT3 87 Jim Pla Mercedes AMG GT3 - 2020  
PROAM Joe Osborne Inception Racing PRO Thomas Drouet AKKA ASP

Lap	D	Time	Sector 1	Sector 2	Sector 3	T. Spd	Elapsed	Lap	D	Time	Sector 1	Sector 2	Sector 3	T. Spd	Elapsed
1		9:59:53.019	9:58:35.534	40.973	36.512	181.5	9:59:53.019	1		10:03:10.369	10:01:47.165	45.342	37.862	115.3	10:03:10.369
2		1:45.644	30.432	40.425	34.787	258.3	10:01:38.663	2		1:46.320	30.785	40.775	34.760	253.5	10:04:56.689
3		1:46.321	30.416	40.466	35.439	260.2	10:03:24.984	3		1:45.885	30.538	40.579	34.768	255.3	10:06:42.574
4		1:45.733	30.536	40.402	34.795	256.5	10:05:10.717	4		1:45.435	30.495	40.334	34.606	255.3	10:08:28.009
5		1:49.586 P	30.291	40.739	38.556	260.8	10:07:00.303	5		1:45.402	30.316	40.267	34.819	257.7	10:10:13.411
6		6:17.298 P	4:52.524	45.783	38.991	183.9	10:13:17.601	6		1:45.686	30.303	40.487	34.896	257.7	10:11:59.097
7		14:47.213	13:29.438	41.958	35.817	181.8	10:28:04.814	7		3:05.203 P	49.526	1:19.061	56.616	257.7	10:15:04.300
8		1:48.100	30.874	41.839	35.387	257.1	10:29:52.914	8		14:39.650	13:20.976	41.137	37.537	180.3	10:29:43.950
9		1:47.943	30.864	41.306	35.773	258.3	10:31:40.857	9		1:45.727	30.424	40.474	34.829	255.3	10:31:29.677
10		1:48.035	30.747	41.683	35.605	259.6	10:33:28.892	10		1:47.447	30.513	41.802	35.132	257.7	10:33:17.124
11		1:47.274	30.365	41.593	35.316	259.6	10:35:16.166	11		1:45.045	30.224	40.260	34.561	256.5	10:35:02.169
12		1:48.026	30.733	41.533	35.760	260.8	10:37:04.192	12		1:53.185 P	30.596	41.382	41.207	260.2	10:36:55.354
13		1:47.936	30.792	41.455	35.689	257.1	10:38:52.128	13		5:11.803	3:54.684	41.373	35.746	180.9	10:42:07.157
14		1:53.870 P	30.755	41.190	41.925	258.9	10:40:45.998	14		1:46.345	30.483	40.746	35.116	256.5	10:43:53.502
15		3:28.913	2:11.394	41.673	35.846	182.7	10:44:14.911	15		1:45.414	30.358	40.295	34.761	255.3	10:45:38.916
16		1:56.254	31.029	46.429	38.796	258.9	10:46:11.165	16		1:45.307	30.344	40.251	34.712	256.5	10:47:24.223
17		1:47.752	30.625	41.332	35.795	257.7	10:47:58.917	17		1:50.494 P	30.419	40.315	39.760	256.5	10:49:14.717
18		1:47.732	30.584	41.199	35.949	258.9	10:49:46.649	18							
19		1:52.432 P	30.853	41.522	40.057	259.6	10:51:39.081	19							
20		2:37.365	1:15.170	41.074	41.121	185.5	10:54:16.446	20							
21		1:46.586	30.497	40.828	35.261	258.3	10:56:03.032	21							
22		1:46.290	30.389	40.766	35.135	261.5	10:57:49.322	22							
23		1:46.490	30.420	40.803	35.267	261.5	10:59:35.812	23							
24		1:49.486 P	30.493	40.640	38.353	260.8	11:01:25.298	24							

77 Al Faisal Al Zubair Porsche 911 GT3-R II 2019 Daniel Diaz-Varela Mercedes AMG GT3 - 2020  
PRO Andy Soucek Lechner Racing AM Jaume Font Baporo Motorsport

Lap	D	Time	Sector 1	Sector 2	Sector 3	T. Spd	Elapsed	Lap	D	Time	Sector 1	Sector 2	Sector 3	T. Spd	Elapsed
1		10:01:57.418	10:00:40.430	41.600	35.388	161.6	10:01:57.418	1		10:00:19.430	9:58:57.181	44.739	37.510	128.2	10:00:19.430
2		1:46.556	30.522	41.247	34.787	258.3	10:03:43.974	2		1:51.249	32.049	42.394	36.806	252.3	10:02:10.679
3		1:45.998	30.572	40.640	34.786	259.6	10:05:29.972	3		1:50.234	31.664	42.036	36.534	254.1	10:04:00.913
4		1:52.928 P	30.477	41.825	40.626	260.8	10:07:22.900	4		1:51.233	31.402	42.107	37.724	255.3	10:05:52.146
5		3:32.000	2:15.594	41.095	35.311	185.5	10:10:54.900	5		1:50.834	31.419	41.912	37.503	255.9	10:07:42.980
6		2:04.515 P	30.332	43.667	50.516	258.9	10:12:59.415	6		1:50.193	31.419	42.205	36.569	255.9	10:09:33.173
7		16:59.803	15:42.327	41.379	36.097	180.0	10:29:59.218	7		1:50.417	31.385	41.817	37.215	255.9	10:11:23.590
8		1:49.114	31.935	41.044	36.135	258.3	10:31:48.332	8		2:08.832 P	31.508	48.861	48.463	253.5	10:13:32.422
9		1:45.734	30.397	40.483	34.854	257.1	10:33:34.066	9		16:12.749	14:49.273	43.041	40.435	174.1	10:29:45.171
10		1:45.371	30.186	40.502	34.683	257.7	10:35:19.437	10		1:49.732	31.368	41.894	36.470	255.3	10:31:34.903
11		1:45.522	30.132	40.596	34.794	258.9	10:37:04.959	11		1:48.249	31.073	41.272	35.904	255.9	10:33:23.152
12		1:54.922 P	32.366	41.993	40.563	260.8	10:38:59.881	12		1:48.393	31.065	41.295	36.033	255.9	10:35:11.545
13		5:29.122	3:59.544	45.615	43.963	182.7	10:44:29.003	13		1:49.366	30.846	41.415	37.105	257.1	10:37:00.911
14		1:47.840	30.578	40.713	36.549	257.1	10:46:16.843	14		1:57.831 P	31.024	41.449	45.358	255.9	10:38:58.742
15		1:45.775	30.295	40.578	34.902	257.7	10:48:02.618	15		6:06.191	4:43.608	43.843	38.740	175.6	10:45:04.933
16		1:50.970 P	30.383	40.874	39.713	258.9	10:49:53.588	16		1:49.992	31.940	41.822	36.230	255.9	10:46:54.925
17		4:03.024 P	2:43.552	40.712	38.760	183.0	10:53:56.612	17		1:48.365	30.970	41.307	36.088	256.5	10:48:43.290
18		3:01.729	1:44.615	41.181	35.933	184.9	10:56:58.341	18		1:47.941	30.949	40.966	36.026	255.9	10:50:31.231
19		1:46.304	30.495	40.728	35.081	257.1	10:58:44.645	19		1:47.987	30.889	41.102	35.996	256.5	10:52:19.218
20		1:51.067 P	30.434	40.679	39.954	257.7	11:00:35.712	20		1:50.965	30.760	41.778	38.427	256.5	10:54:10.183
								21		1:48.029	30.874	41.185	35.970	255.9	10:55:58.212
								22		1:48.473	30.782	41.153	36.538	256.5	10:57:46.685
								23		1:48.337	30.855	41.283	36.199	256.5	10:59:35.022
								24		1:58.131 P	33.205	42.042	42.884	218.1	11:01:33.153





**Circuit de Barcelona**  
**International GT Open**  
**Free Practice - 1**  
**Lap Analysis**



97

Michael Dinan

Aston Martin GT3 AMR MY2019

PRO

Robby Foley

TF Sport

Lap	D	Time	Sector 1	Sector 2	Sector 3	T. Spd	Elapsed
1		10:00:27.894	9:59:05.528	42.831	39.535	175.8	10:00:27.894
2		1:47.878	31.243	41.300	35.335	253.5	10:02:15.772
3		1:47.108	30.814	41.156	35.138	257.1	10:04:02.880
4		1:48.231	30.384	41.485	36.362	260.8	10:05:51.111
5		1:47.099	30.769	41.284	35.046	258.3	10:07:38.210
6		1:46.429	30.541	40.971	34.917	260.2	10:09:24.639
7		1:52.526 P	30.610	41.170	40.746	260.8	10:11:17.165
8		17:49.706	16:32.011	41.641	36.054	176.1	10:29:06.871
9		1:47.061	30.642	41.155	35.264	257.1	10:30:53.932
10		1:46.321	30.599	40.746	34.976	259.6	10:32:40.253
11		1:46.082	30.297	40.788	34.997	259.6	10:34:26.335
12		1:51.842 P	30.540	41.239	40.063	261.5	10:36:18.177
13		3:18.412	1:59.044	41.892	37.476	180.9	10:39:36.589
14		1:48.718	31.162	41.537	36.019	258.9	10:41:25.307
15		1:48.107	30.676	41.619	35.812	258.3	10:43:13.414
16		1:47.693	30.688	41.207	35.798	260.2	10:45:01.107
17		1:47.813	30.736	41.264	35.813	257.7	10:46:48.920
18		1:47.695	30.720	41.159	35.816	258.3	10:48:36.615
19		1:47.601	30.797	41.127	35.677	257.7	10:50:24.216
20		1:47.898	30.813	41.259	35.826	258.9	10:52:12.114
21		1:47.105	30.440	40.881	35.784	258.9	10:53:59.219
22		1:47.595	30.564	41.297	35.734	257.7	10:55:46.814
23		1:47.862	30.666	41.548	35.648	258.9	10:57:34.676
24		1:54.513 P	30.742	41.731	42.040	259.6	10:59:29.189

777

Marcin Jedlinski

Mercedes AMG GT3 - 2020

PROAM

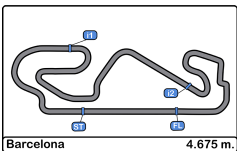
Karol Basz

Olimp Racing

Lap	D	Time	Sector 1	Sector 2	Sector 3	T. Spd	Elapsed
1		9:59:50.484	9:58:34.002	41.241	35.241	177.3	9:59:50.484
2		1:47.071	30.856	41.047	35.168	255.3	10:01:37.555
3		1:49.112	32.260	41.487	35.365	258.3	10:03:26.667
4		1:47.124	30.975	40.908	35.241	259.6	10:05:13.791
5		1:46.648	30.416	41.081	35.151	259.6	10:07:00.439
6		1:46.824	30.826	40.828	35.170	260.2	10:08:47.263
7		1:46.275	30.481	40.924	34.870	258.3	10:10:33.538
8		1:52.435 P	30.510	41.262	40.663	259.6	10:12:25.973
9		16:28.960 P	15:07.012	42.409	39.539	179.7	10:28:54.933
10		3:04.998 P	1:40.125	42.970	41.903	182.4	10:31:59.931
11		4:38.666	3:18.011	43.592	37.063	179.4	10:36:38.597
12		1:55.372	32.827	43.010	39.535	255.3	10:38:33.969
13		1:55.195 P	31.024	42.814	41.357	257.1	10:40:29.164
14		4:46.095	3:27.457	42.569	36.069	177.9	10:45:15.259
15		1:49.564	31.092	42.468	36.004	255.3	10:47:04.823
16		1:48.361	30.877	41.856	35.628	255.9	10:48:53.184
17		1:48.559	30.990	41.553	36.016	256.5	10:50:41.743
18		1:57.027 P	30.788	41.870	44.369	255.9	10:52:38.770
19		2:10.592	52.465	41.981	36.146	168.2	10:54:49.362
20		1:48.456	30.895	41.683	35.878	257.7	10:56:37.818
21		1:47.847	30.805	41.355	35.687	257.1	10:58:25.665
22		1:59.320 P	30.867	43.647	44.806	258.9	11:00:24.985





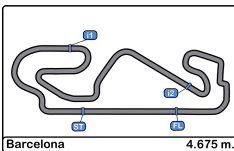


**Circuito de Barcelona**  
**International GT Open**  
**Free Practice - 1**  
**Best Sectors Results**



Sector - 1				Sector - 2				Sector - 3				Ideal Lap vs Best Lap				
Clas	Nº	Driver	Time	Nº	Driver	Time	Nº	Driver	Time	Clas	Nº	Driver	Ideal Lap	Best Lap	Clas	
1	17	Tweraser - Seyffert	30.026	17	Tweraser - Seyffert	40.118	87	Pla - Drouet	34.561	1	17	Tweraser - Seyffert	1:44.827	1:45.099	3	
2	63	Beretta - Schandorff	30.080	9	Kodric - Simioni	40.183	19	Moulin - Nemoto	34.589	2	9	Kodric - Simioni	1:44.989	1:44.989	1	
3	19	Moulin - Nemoto	30.095	87	Pla - Drouet	40.251	63	Beretta - Schandorff	34.671	3	19	Moulin - Nemoto	1:44.993	1:45.152	4	
4	9	Kodric - Simioni	30.103	19	Moulin - Nemoto	40.309	17	Tweraser - Seyffert	34.683	4	87	Pla - Drouet	1:45.036	1:45.045	2	
5	77	Al Zubair - Soucek	30.132	63	Beretta - Schandorff	40.322	77	Al Zubair - Soucek	34.683	5	63	Beretta - Schandorff	1:45.073	1:45.247	5	
6	87	Pla - Drouet	30.224	72	Moss - Osborne	40.402	9	Kodric - Simioni	34.703	6	77	Al Zubair - Soucek	1:45.298	1:45.371	6	
7	11	Reno Moller - Paverud	30.228	77	Al Zubair - Soucek	40.483	72	Moss - Osborne	34.787	7	72	Moss - Osborne	1:45.480	1:45.644	7	
8	22	Balfe - Carroll	30.255	47	Spinelli - Scholze	40.615	777	Jedlinski - Basz	34.870	8	47	Spinelli - Scholze	1:45.854	1:46.053	8	
9	72	Moss - Osborne	30.291	52	Sbirrazzuoli - Delacour	40.713	97	Dinan - Foley	34.917	9	97	Dinan - Foley	1:45.960	1:46.082	9	
10	7	Iribe - Millroy	30.293	7	Iribe - Millroy	40.714	47	Spinelli - Scholze	34.926	10	22	Balfe - Carroll	1:46.071	1:46.329	12	
11	52	Sbirrazzuoli - Delacour	30.294	22	Balfe - Carroll	40.740	11	Reno Moller - Paverud	34.997	11	777	Jedlinski - Basz	1:46.114	1:46.275	11	
12	97	Dinan - Foley	30.297	97	Dinan - Foley	40.746	5	Jedlinski - Korzeniowski	35.075	12	11	Reno Moller - Paverud	1:46.129	1:46.461	14	
13	47	Spinelli - Scholze	30.313	777	Jedlinski - Basz	40.828	22	Balfe - Carroll	35.076	13	7	Iribe - Millroy	1:46.139	1:46.164	10	
14	5	Jedlinski - Korzeniowski	30.360	11	Reno Moller - Paverud	40.904	7	Iribe - Millroy	35.132	14	52	Sbirrazzuoli - Delacour	1:46.285	1:46.573	15	
15	777	Jedlinski - Basz	30.416	5	Jedlinski - Korzeniowski	40.943	52	Sbirrazzuoli - Delacour	35.278	15	5	Jedlinski - Korzeniowski	1:46.378	1:46.458	13	
16	15	Hirsch - Schraml	30.462	93	Diaz-Varela - Font	40.966	15	Hirsch - Schraml	35.547	16	15	Hirsch - Schraml	1:47.149	1:47.350	16	
17	93	Diaz-Varela - Font	30.760	15	Hirsch - Schraml	41.140	93	Diaz-Varela - Font	35.904	17	93	Diaz-Varela - Font	1:47.630	1:47.941	17	
18	51	Negri - Schreiberman	32.020	51	Negri - Schreiberman	43.157	51	Negri - Schreiberman	37.833	18	51	Negri - Schreiberman	1:53.010	1:54.269	18	



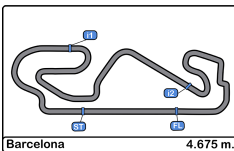


**Circuito de Barcelona**  
**International GT Open**  
**Free Practice - 1**  
**Best 5 Lap Times**



Cl	N°	Entrant/Team	Nat	Driver 1	Nat	Driver 2	Nat	Vehicle	Cat	Cl	Best 1		Best 2		Best 3		Best 4		Best 5	
											Time	Lap	Time	Lap	Time	Lap	Time	Lap	Time	Lap
1	9	2 Seas Motorsport	CRO	Martin Kodric	CRO	Ethan Simioni	CAN	Mercedes AMG GT3 2020	PRO	1	1:44.989	12	1:45.193	10	1:45.440	9	1:45.745	6	1:45.968	4
2	87	AKKA ASP	FRA	Jim Pla	FRA	Thomas Drouet	FRA	Mercedes AMG GT3 - 2020	PRO	2	1:45.045	11	1:45.307	16	1:45.402	5	1:45.414	15	1:45.435	4
3	17	HP Racing International	DEU	Gerhard Tweraser	AUT	Jan Seyffert	DEU	Lamborghini Huracan GT3 EVO	PROAM	1	1:45.099	9	1:45.294	10	1:45.916	6	1:45.960	3	1:46.635	17
4	19	Vincenzo Sospiri Racing	ITA	Baptiste Moulin	BEL	Yuki Nemoto	JPN	Lamborghini Huracan GT3 EVO	PRO	3	1:45.152	3	1:45.432	2	1:46.257	6	1:46.526	8	1:46.632	7
5	63	Vincenzo Sospiri Racing	ITA	Michele Beretta	ITA	Frederik Schandorff	DNK	Lamborghini Huracan GT3 EVO	PRO	4	1:45.247	3	1:45.555	2	1:45.655	7	1:46.020	6	1:46.128	18
6	77	Lechner Racing	AUT	Al Faisal Al Zubair	OMN	Andy Soucek	ESP	Porsche 911 GT3-R II 2019	PRO	5	1:45.371	10	1:45.522	11	1:45.734	9	1:45.775	15	1:45.998	3
7	72	Inception Racing	GBR	Nick Moss	GBR	Joe Osborne	GBR	McLaren 720 S GT3	PROAM	2	1:45.644	2	1:45.733	4	1:46.290	22	1:46.321	3	1:46.490	23
8	47	AKM Motorsport	SMR	Loris Spinelli	ITA	Florian Scholze	DEU	Mercedes AMG GT3 - 2020	PROAM	3	1:46.053	6	1:46.075	11	1:46.175	4	1:46.331	10	1:47.283	9
9	97	TF Sport	GBR	Michael Dinan	USA	Robby Foley	USA	Aston Martin GT3 AMR MY2019	PRO	6	1:46.082	11	1:46.321	10	1:46.429	6	1:47.061	9	1:47.099	5
10	7	Inception Racing	GBR	Brendan Iribe	USA	Ollie Millroy	GBR	McLaren 720 S GT3	PROAM	4	1:46.164	20	1:46.430	16	1:46.585	21	1:46.632	22	1:46.687	19
11	777	Olimp Racing	POL	Marcin Jedlinski	POL	Karol Basz	POL	Mercedes AMG GT3 - 2020	PROAM	5	1:46.275	7	1:46.648	5	1:46.824	6	1:47.071	2	1:47.124	4
12	22	Balfe Motorsport	GBR	Shaun Balfe	GBR	Adam Carroll	GBR	Audi R8 GT3 LMS 2019	PROAM	6	1:46.329	6	1:46.567	4	1:46.784	10	1:47.634	3	1:47.856	9
13	5	Olimp Racing	POL	Stanislaw Jedlinski	POL	Krystian Korzeniowski	POL	Audi R8 GT3 LMS 2018	AM	1	1:46.458	20	1:47.177	21	1:47.537	19	1:48.650	16	1:49.501	18
14	11	Reno Racing	DNK	Jens Reno Moller	DNK	Marcus Paverud	NOR	Honda NSX GT3 Evo	PROAM	7	1:46.461	20	1:46.548	21	1:46.639	17	1:46.776	18	1:46.823	19
15	52	AF Corse	ITA	Cedric Sbirrazuoli	MCO	Hugo Delacour	FRA	Ferrari 488 GT3 MY2020	PROAM	8	1:46.573	4	1:46.955	2	1:47.363	22	1:47.731	21	1:48.984	16
16	15	Twin Busch by Equipe Vitesse	DEU	Mario Hirsch	DEU	Dominik Schraml	DEU	Mercedes AMG GT3 - 2020	PROAM	9	1:47.350	13	1:48.242	3	1:48.583	9	1:48.971	2	1:49.246	8
17	93	Baporo Motorsport	ESP	Daniel Diaz-Varela	ESP	Jaume Font	ESP	Mercedes AMG GT3 - 2020	AM	2	1:47.941	18	1:47.987	19	1:48.029	21	1:48.249	11	1:48.337	23
18	51	AF Corse	ITA	Oswaldo Negri	USA	Jay Schreiber	USA	Ferrari 488 GT3 MY2020	AM	3	1:54.269	3	1:55.609	4	1:56.264	5	2:15.411	2		



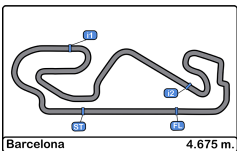


**Circuito de Barcelona**  
**International GT Open**  
**Free Practice - 1**  
**Best 5 Top Speeds**



Cl	N°	Entrant/Team	Nat	Driver 1	Nat	Driver 2	Nat	Vehicle	Cat	Cl	Top 1		Top 2		Top 3		Top 4		Top 5		Avg
											Km/h	Lap	Km/h	Lap	Km/h	Lap	Km/h	Lap	Km/h	Lap	
1	22	Balfe Motorsport	GBR	Shaun Balfe	GBR	Adam Carroll	GBR	Audi R8 GT3 LMS 2019	PROAM	1	262.7	11	262.1	5	261.5	10	260.8	4	258.9	19	261.2
2	5	Olimp Racing	POL	Stanislaw Jedlinski	POL	Krystian Korzeniowski	POL	Audi R8 GT3 LMS 2018	AM	1	262.1	18	261.5	17	261.5	20	261.5	21	261.5	22	261.6
3	7	Inception Racing	GBR	Brendan Iribe	USA	Ollie Millroy	GBR	McLaren 720 S GT3	PROAM	2	262.1	17	261.5	16	261.5	21	261.5	23	260.8	18	261.5
4	52	AF Corse	ITA	Cedric Sbirrazuoli	MCO	Hugo Delacour	FRA	Ferrari 488 GT3 MY2020	PROAM	3	262.1	4	260.8	5	259.6	22	258.9	3	258.9	23	260.1
5	9	2 Seas Motorsport	BHR	Martin Kodric	HRV	Ethan Simioni	CAN	Mercedes AMG GT3 2020	PRO	1	261.5	22	260.8	7	260.2	4	259.6	3	259.6	5	260.3
6	11	Reno Racing	DNK	Jens Reno Moller	DNK	Marcus Paverud	NOR	Honda NSX GT3 Evo	PROAM	4	261.5	23	260.8	10	260.8	20	260.8	21	260.8	22	260.9
7	72	Inception Racing	GBR	Nick Moss	GBR	Joe Osborne	GBR	McLaren 720 S GT3	PROAM	5	261.5	22	261.5	23	260.8	5	260.8	12	260.8	24	261.1
8	97	TF Sport	USA	Michael Dinan	USA	Robby Foley	USA	Aston Martin GT3 AMR MY2019	PRO	2	261.5	12	260.8	4	260.8	7	260.2	6	260.2	16	260.7
9	17	HP Racing International	DEU	Gerhard Tweraser	AUT	Jan Seyffert	DEU	Lamborghini Huracan GT3 EVO	PROAM	6	260.8	4	260.8	11	260.2	15	259.6	3	259.6	6	260.2
10	77	Lechner Racing	AUT	Al Faisal Al Zubair	OMN	Andy Soucek	ESP	Porsche 911 GT3-R II 2019	PRO	3	260.8	4	260.8	12	259.6	3	258.9	6	258.9	11	259.8
11	87	AKKA ASP	FRA	Jim Pla	FRA	Thomas Drouet	FRA	Mercedes AMG GT3 - 2020	PRO	4	260.2	12	257.7	5	257.7	6	257.7	7	257.7	10	258.2
12	777	Olimp Racing	POL	Marcin Jedlinski	POL	Karol Basz	POL	Mercedes AMG GT3 - 2020	PROAM	7	260.2	6	259.6	4	259.6	5	259.6	8	258.9	22	259.6
13	19	Vincenzo Sospiri Racing	ITA	Baptiste Moulin	BEL	Yuki Nemoto	JPN	Lamborghini Huracan GT3 EVO	PRO	5	258.9	3	257.7	2	257.7	4	257.7	7	257.1	12	257.8
14	63	Vincenzo Sospiri Racing	ITA	Michele Beretta	ITA	Frederik Schandorff	DNK	Lamborghini Huracan GT3 EVO	PRO	6	258.9	13	257.7	14	257.7	18	257.1	3	257.1	4	257.7
15	47	AKM Motorsport	SMR	Loris Spinelli	ITA	Florian Scholze	DEU	Mercedes AMG GT3 - 2020	PROAM	8	258.3	4	257.7	6	257.7	7	257.7	11	257.7	12	257.8
16	15	Twin Busch by Equipe Vitesse	DEU	Mario Hirsch	DEU	Dominik Schraml	DEU	Mercedes AMG GT3 - 2020	PROAM	9	257.7	10	257.7	12	257.1	6	257.1	9	257.1	13	257.3
17	93	Baporo Motorsport	ESP	Daniel Diaz-Varela	ESP	Jaume Font	ESP	Mercedes AMG GT3 - 2020	AM	2	257.1	13	256.5	17	256.5	19	256.5	20	256.5	22	256.6
18	51	AF Corse	ITA	Oswaldo Negri	USA	Jay Schreiber	USA	Ferrari 488 GT3 MY2020	AM	3	255.9	4	255.9	6	254.7	3	245.4	5	237.8	2	249.9



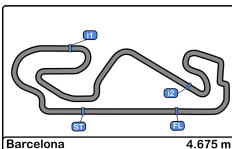


**Circuito de Barcelona**  
**International GT Open**  
**Free Practice - 1**  
**Fastest Laps Sequence**



Lap	Time of Day	Session Time	Nº	Entrant/Team	Nat	Driver 1	Nat	Driver 2	Nat	Vehicle	Cat	Time	Km/h
2	10:01:37.555	3:37.555	777	Olimp Racing		Marcin Jedlinski		Karol Basz		Mercedes AMG GT3 - 2020	PROAM	1:47.071	157.1
2	10:01:38.663	3:38.663	72	Inception Racing		Nick Moss		Joe Osborne		McLaren 720 S GT3	PROAM	1:45.644	159.3
4	10:08:28.009	10:28.009	87	AKKA ASP		Jim Pla		Thomas Drouet		Mercedes AMG GT3 - 2020	PRO	1:45.435	159.6
2	10:09:41.411	11:41.411	19	Vincenzo Sospiri Racing		Baptiste Moulin		Yuki Nemoto		Lamborghini Huracan GT3 EVO	PRO	1:45.432	159.6
5	10:10:13.411	12:13.411	87	AKKA ASP		Jim Pla		Thomas Drouet		Mercedes AMG GT3 - 2020	PRO	1:45.402	159.6
3	10:11:26.563	13:26.563	19	Vincenzo Sospiri Racing		Baptiste Moulin		Yuki Nemoto		Lamborghini Huracan GT3 EVO	PRO	1:45.152	160.0
9	10:31:26.047	33:26.047	17	HP Racing International		Gerhard Tweraser		Jan Seyffert		Lamborghini Huracan GT3 EVO	PROAM	1:45.099	160.1
11	10:35:02.169	37:02.169	87	AKKA ASP		Jim Pla		Thomas Drouet		Mercedes AMG GT3 - 2020	PRO	1:45.045	160.2
12	10:36:44.975	38:44.975	9	2 Seas Motorsport		Martin Kodric		Ethan Simioni		Mercedes AMG GT3 2020	PRO	1:44.989	160.3





# Circuito de Barcelona

## International GT Open

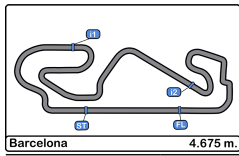
### Free Practice - 1

#### Event Best Maximum Speed



Nº	Entrant/Team	Nat	Driver 1	Nat	Driver 2	Nat	Vehicle	Cat	Km/h	Session
22	Balfe Motorsport	GBR	Shaun Balfe	GBR	Adam Carroll	GBR	Audi R8 GT3 LMS 2019	PROAM	264.0	Private test - 2
52	AF Corse	ITA	Cedric Sbirrazzuoli	MCO	Hugo Delacour	FRA	Ferrari 488 GT3 MY2020	PROAM	262.1	Free Practice - 1
7	Inception Racing	GBR	Brendan Iribe	USA	Ollie Millroy	GBR	McLaren 720 S GT3	PROAM	262.1	Free Practice - 1
5	Olimp Racing	POL	Stanislaw Jedlinski	POL	Krystian Korzeniowski	POL	Audi R8 GT3 LMS 2018	AM	262.1	Free Practice - 1
97	TF Sport	GBR	Michael Dinan	USA	Robby Foley	USA	Aston Martin GT3 AMR MY2019	PRO	261.5	Free Practice - 1
72	Inception Racing	GBR	Nick Moss	GBR	Joe Osborne	GBR	McLaren 720 S GT3	PROAM	261.5	Free Practice - 1
9	2 Seas Motorsport	BHR	Martin Kodric	HRV	Ethan Simioni	CAN	Mercedes AMG GT3 2020	PRO	261.5	Free Practice - 1
11	Reno Racing	DNK	Jens Reno Moller	DNK	Marcus Paverud	NOR	Honda NSX GT3 Evo	PROAM	261.5	Free Practice - 1
17	HP Racing International	DEU	Gerhard Tweraser	AUT	Jan Seyffert	DEU	Lamborghini Huracan GT3 EVO	PROAM	260.8	Free Practice - 1
77	Lechner Racing	AUT	Al Faisal Al Zubair	OMN	Andy Soucek	ESP	Porsche 911 GT3-R II 2019	PRO	260.8	Free Practice - 1
777	Olimp Racing	POL	Marcin Jedlinski	POL	Karol Basz	POL	Mercedes AMG GT3 - 2020	PROAM	260.2	Free Practice - 1
87	AKKA ASP	FRA	Jim Pla	FRA	Thomas Drouet	FRA	Mercedes AMG GT3 - 2020	PRO	260.2	Free Practice - 1
47	AKM Motorsport	SMR	Loris Spinelli	ITA	Florian Scholze	DEU	Mercedes AMG GT3 - 2020	PROAM	259.6	Private test - 2
215	NM Racing Team	ESP	August MacBeth	CHE	Albert Estragues	ESP	Mercedes AMG GT4	CUPAM	259.6	Private test - 2
15	Twin Busch by Equipe Vitesse	DEU	Mario Hirsch	DEU	Dominik Schraml	DEU	Mercedes AMG GT3 - 2020	PROAM	258.9	Private test - 2
19	Vincenzo Sospiri Racing	ITA	Baptiste Moulin	BEL	Yuki Nemoto	JPN	Lamborghini Huracan GT3 EVO	PRO	258.9	Free Practice - 1
63	Vincenzo Sospiri Racing	ITA	Michele Beretta	ITA	Frederik Schandorff	DNK	Lamborghini Huracan GT3 EVO	PRO	258.9	Free Practice - 1
51	AF Corse	ITA	Oswaldo Negri	USA	Jay Schreiber	USA	Ferrari 488 GT3 MY2020	AM	258.3	Private test - 2
93	Baporo Motorsport	ESP	Daniel Diaz-Varela	ESP	Jaume Font	ESP	Mercedes AMG GT3 - 2020	AM	257.1	Free Practice - 1
26	Q1 by EMG Motorsport	BEL	Maciej Darmetko	POL	Artur Janosz	POL	Porsche 911 GT3 Cup gen 2	CUPPA	251.1	Private test - 2
991	Valluga Racing	GBR	Dino Zamparelli	GBR	Jan Klingenberg	CHE	Porsche 911 GT3 Cup gen 2	CUPPA	250.5	Private test - 2
24	A&P Racing Team PTT Tech Support	POL	Maciej Blazek	POL	Mateusz Lisowski	POL	Porsche 991 GT3 Cup gen 2	CUPPA	250.0	Private test - 2





**Circuit de Barcelona**  
**International GT Open**  
**Free Practice - 1**  
**Pit Stop Analysis**



**5** Stanislaw Jedlinski Audi R8 GT3 LMS 2018  
 AM Krystian Korzeniowski Olimp Racing

Nº	In Day Time	In Time	Out Time	Pit Time	T. Pit Time	Handicap	Diff.
1	10:13:46.995	10:13:46.995	10:27:58.889	14:11.894	14:11.894		
2	10:41:58.421	10:41:58.421	10:45:19.468	3:21.047	17:32.941		

**7** Brendan Iribe McLaren 720 S GT3  
 PROAM Ollie Millroy Inception Racing

Nº	In Day Time	In Time	Out Time	Pit Time	T. Pit Time	Handicap	Diff.
1	9:59:55.447	9:59:55.447	10:06:03.142	6:07.695	6:07.695		
2	10:13:49.749	10:13:49.749	10:27:22.335	13:32.586	19:40.281		
3	10:43:36.602	10:43:36.602	10:45:26.574	1:49.972	21:30.253		

**9** Martin Kodric Mercedes AMG GT3 2020  
 PRO Ethan Simioni 2 Seas Motorsport

Nº	In Day Time	In Time	Out Time	Pit Time	T. Pit Time	Handicap	Diff.
1	10:12:39.836	10:12:39.836	10:27:45.834	15:05.998	15:05.998		
2	10:38:33.158	10:38:33.158	10:41:10.947	2:37.789	17:43.787		
3	10:48:21.110	10:48:21.110	10:51:10.594	2:49.484	20:33.271		

**11** Jens Reno Moller Honda NSX GT3 Evo  
 PROAM Marcus Paverud Reno Racing

Nº	In Day Time	In Time	Out Time	Pit Time	T. Pit Time	Handicap	Diff.
1	10:08:06.488	10:08:06.488	10:11:54.552	3:48.064	3:48.064		
2	10:13:56.084	10:13:56.084	10:27:04.692	13:08.608	16:56.672		
3	10:34:22.269	10:34:22.269	10:35:38.614	1:16.345	18:13.017		
4	10:43:01.513	10:43:01.513	10:44:16.697	1:15.184	19:28.201		

**15** Mario Hirsch Mercedes AMG GT3 - 2020  
 PROAM Dominik Schraml Twin Busch by Equipe Vitesse

Nº	In Day Time	In Time	Out Time	Pit Time	T. Pit Time	Handicap	Diff.
1	10:08:13.627	10:08:13.627	10:10:21.668	2:08.041	2:08.041		
2	10:15:03.480	10:15:03.480	10:26:13.832	11:10.352	13:18.393		
3	10:33:34.796	10:33:34.796	10:35:13.886	1:39.090	14:57.483		
4	10:42:33.357	10:42:33.357	10:47:02.206	4:28.849	19:26.332		

**17** Gerhard Tweraser Lamborghini Huracan GT3 EVO  
 PROAM Jan Seyffert HP Racing International

Nº	In Day Time	In Time	Out Time	Pit Time	T. Pit Time	Handicap	Diff.
1	10:05:30.034	10:05:30.034	10:06:54.331	1:24.297	1:24.297		
2	10:12:22.058	10:12:22.058	10:27:53.045	15:30.987	16:55.284		
3	10:35:03.978	10:35:03.978	10:37:50.396	2:46.418	19:41.702		
4	10:50:27.469	10:50:27.469	10:52:17.640	1:50.171	21:31.873		

**19** Baptiste Moulin Lamborghini Huracan GT3 EVO  
 PRO Yuki Nemoto Vincenzo Sospiri Racing

Nº	In Day Time	In Time	Out Time	Pit Time	T. Pit Time	Handicap	Diff.
1	10:13:33.681	10:13:33.681	10:32:29.687	18:56.006	18:56.006		
2	10:41:22.979	10:41:22.979	10:42:33.895	1:10.916	20:06.922		

**22** Shaun Balfe Audi R8 GT3 LMS 2019  
 PROAM Adam Carroll Balfe Motorsport

Nº	In Day Time	In Time	Out Time	Pit Time	T. Pit Time	Handicap	Diff.
1	10:11:50.596	10:11:50.596	10:26:09.339	14:18.743	14:18.743		
2	10:33:25.468	10:33:25.468	10:34:35.806	1:10.338	15:29.081		
3	10:43:55.279	10:43:55.279	10:48:34.060	4:38.781	20:07.862		

**47** Loris Spinelli Mercedes AMG GT3 - 2020  
 PROAM Florian Scholze AKM Motorsport

Nº	In Day Time	In Time	Out Time	Pit Time	T. Pit Time	Handicap	Diff.
1	10:00:50.186	10:00:50.186	10:01:45.572	55.386	55.386		
2	10:12:30.415	10:12:30.415	10:27:14.830	14:44.415	15:39.801		
3	10:36:12.352	10:36:12.352	10:38:47.495	2:35.143	18:14.944		

**52** Cedric Sbirrazzuoli Ferrari 488 GT3 MY2020  
 PROAM Hugo Delacour AF Corse

Nº	In Day Time	In Time	Out Time	Pit Time	T. Pit Time	Handicap	Diff.
1	10:09:04.025	10:09:04.025	10:10:54.247	1:50.222	1:50.222		
2	10:12:54.666	10:12:54.666	10:27:30.515	14:35.849	16:26.071		
3	10:49:49.666	10:49:49.666	10:51:05.114	1:15.448	17:41.519		

**63** Michele Beretta Lamborghini Huracan GT3 EVO  
 PRO Frederik Schandorff Vincenzo Sospiri Racing

Nº	In Day Time	In Time	Out Time	Pit Time	T. Pit Time	Handicap	Diff.
1	10:13:51.002	10:13:51.002	10:28:49.740	14:58.738	14:58.738		
2	10:35:56.320	10:35:56.320	10:37:18.273	1:21.953	16:20.691		
3	10:48:08.493	10:48:08.493	10:50:16.117	2:07.624	18:28.315		

**72** Nick Moss McLaren 720 S GT3  
 PROAM Joe Osborne Inception Racing

Nº	In Day Time	In Time	Out Time	Pit Time	T. Pit Time	Handicap	Diff.
1	10:06:57.908	10:06:57.908	10:11:23.103	4:25.195	4:25.195		
2	10:13:15.208	10:13:15.208	10:26:15.914	13:00.706	17:25.901		
3	10:40:43.461	10:40:43.461	10:42:26.527	1:43.066	19:08.967		
4	10:51:36.651	10:51:36.651	10:52:24.435	47.784	19:56.751		

**77** Al Faisal Al Zubair Porsche 911 GT3-R II 2019  
 PRO Andy Soucek Lechner Racing

Nº	In Day Time	In Time	Out Time	Pit Time	T. Pit Time	Handicap	Diff.
1	10:07:20.489	10:07:20.489	10:09:08.473	1:47.984	1:47.984		
2	10:12:56.170	10:12:56.170	10:28:10.686	15:14.516	17:02.500		
3	10:38:57.472	10:38:57.472	10:42:28.118	3:30.646	20:33.146		
4	10:49:51.179	10:49:51.179	10:52:07.341	2:16.162	22:49.308		
5	10:53:54.198	10:53:54.198	10:55:08.845	1:14.647	24:03.955		

**87** Jim Pla Mercedes AMG GT3 - 2020  
 PRO Thomas Drouet AKKA ASP

Nº	In Day Time	In Time	Out Time	Pit Time	T. Pit Time	Handicap	Diff.
1	10:15:01.867	10:15:01.867	10:27:54.366	12:52.499	12:52.499		
2	10:36:52.694	10:36:52.694	10:40:17.576	3:24.882	16:17.381		

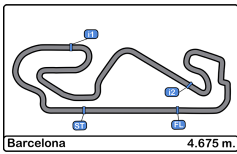
**93** Daniel Diaz-Varela Mercedes AMG GT3 - 2020  
 AM Jaume Font Baporo Motorsport

Nº	In Day Time	In Time	Out Time	Pit Time	T. Pit Time	Handicap	Diff.
1	10:13:30.558	10:13:30.558	10:27:48.511	14:17.953	14:17.953		
2	10:38:56.332	10:38:56.332	10:43:09.933	4:13.601	18:31.554		

**97** Michael Dinan Aston Martin GT3 AMR MY2019  
 PRO Robby Foley TF Sport

Nº	In Day Time	In Time	Out Time	Pit Time	T. Pit Time	Handicap	Diff.
1	10:11:14.770	10:11:14.770	10:27:17.863	16:03.093	16:03.093		
2	10:36:15.781	10:36:15.781	10:37:45.409	1:29.628	17:32.721		





**Circuit de Barcelona**  
**International GT Open**  
**Free Practice - 1**  
**Pit Stop Analysis**

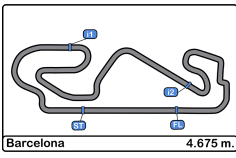


**777**      Marcin Jedlinski      Mercedes AMG GT3 - 2020

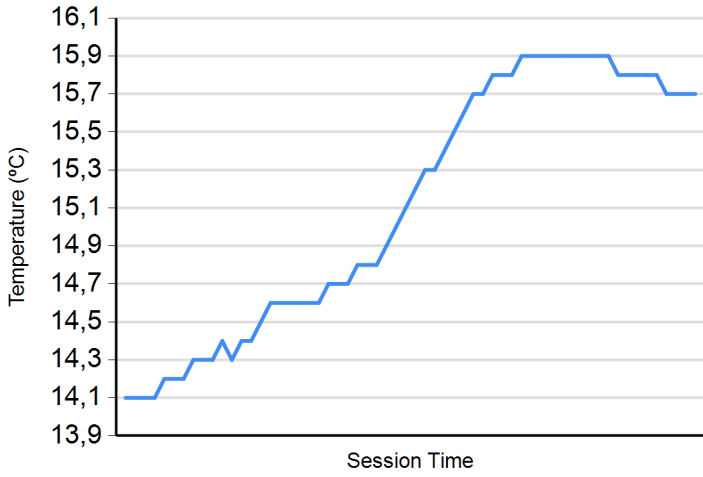
PROAM      Karol Basz      Olimp Racing

Nº	In Day Time	In Time	Out Time	Pit Time	T. Pit Time	Handicap	Diff.
1	10:12:23.281	10:12:23.281	10:27:01.361	14:38.080	14:38.080		
2	10:28:52.451	10:28:52.451	10:30:04.307	1:11.856	15:49.936		
3	10:31:57.432	10:31:57.432	10:34:44.584	2:47.152	18:37.088		
4	10:40:26.607	10:40:26.607	10:43:25.428	2:58.821	21:35.909		
5	10:52:36.268	10:52:36.268	10:52:58.664	22.396	21:58.305		

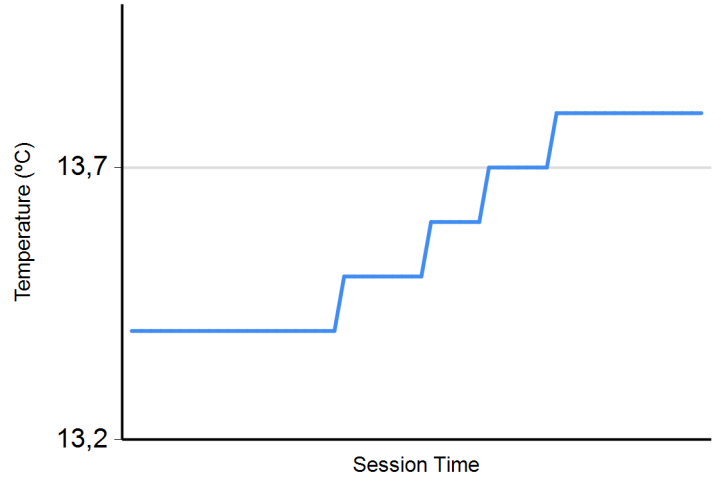




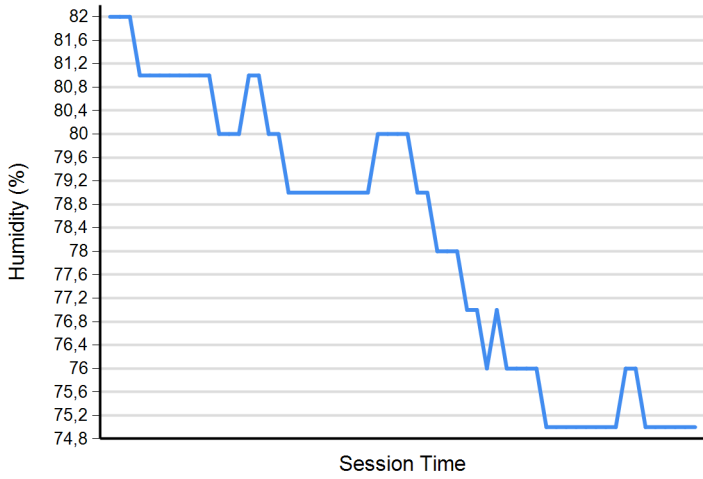
**Air Temperature**



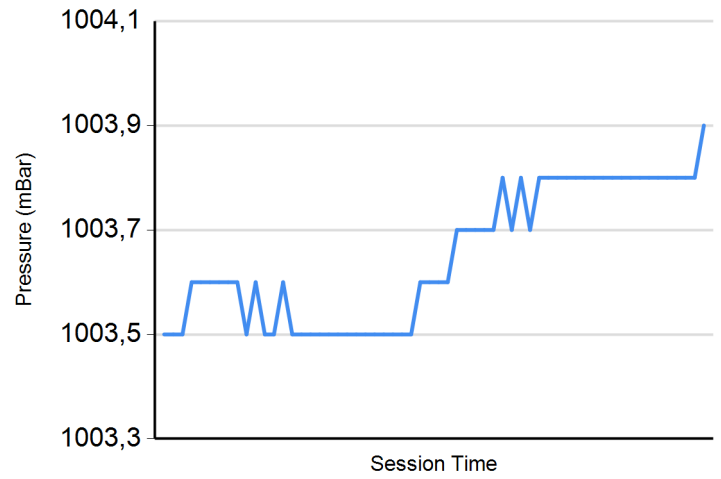
**Track Temperature**



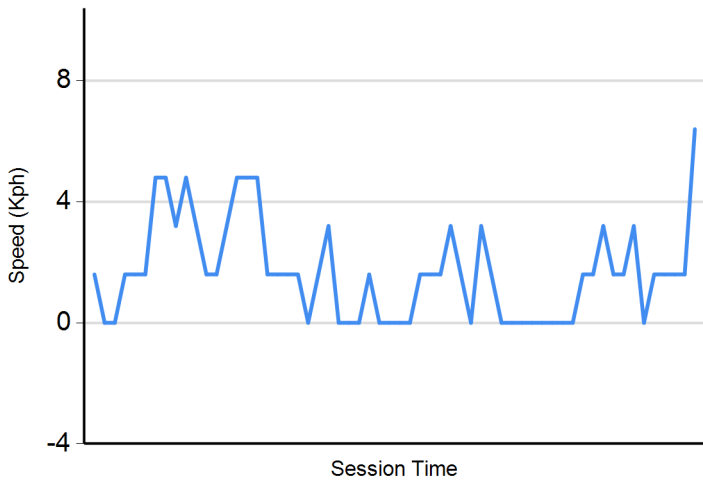
**Humidity**



**Pressure**



**Wind Speed**



**Wind direction**

North = 0°/360° Est = 90° South = 180° West = 270°

