

Circuito de Barcelona
International GT Open
Free Practice - 2
Provisional Results



Cls	Nº	Entrant/Team	Nat	Driver 1	Nat	Driver 2	Nat	Vehicle	Cat	Cls	Laps	Best	Time	Gap	Interval	Km/h
1	63	Vincenzo Sospiri Racing	ITA	Michele Beretta	ITA	Frederik Schandorff	DNK	Lamborghini Huracan GT3 EVO	PRO	1	19	14	1:45.146			160.0
2	47	AKM Motorsport	SVK	Loris Spinelli	ITA	Florian Scholze	DEU	Mercedes AMG GT3 - 2020	PROAM	1	21	4	1:45.221	0.075	0.075	159.9
3	77	Lechner Racing	AUT	Al Faisal Al Zubair	OMN	Andy Soucek	ESP	Porsche 911 GT3-R II 2019	PRO	2	25	9	1:45.627	0.481	0.406	159.3
4	97	TF Sport	GBR	Michael Dinan	USA	Robby Foley	USA	Aston Martin GT3 AMR MY2019	PRO	3	23	7	1:45.640	0.494	0.013	159.3
5	7	Inception Racing	GBR	Brendan Iribe	USA	Ollie Millroy	GBR	McLaren 720 S GT3	PROAM	2	26	13	1:45.766	0.620	0.126	159.1
6	87	AKKA ASP	FRA	Jim Pla	FRA	Thomas Drouet	FRA	Mercedes AMG GT3 - 2020	PRO	4	22	4	1:45.818	0.672	0.052	159.0
7	9	2 Seas Motorsport	BHR	Martin Kodric	HRV	Ethan Simioni	CAN	Mercedes AMG GT3 2020	PRO	5	23	15	1:45.820	0.674	0.002	159.0
8	11	Reno Racing	DNK	Jens Reno Moller	DNK	Marcus Paverud	NOR	Honda NSX GT3 Evo	PROAM	3	24	15	1:46.391	1.245	0.571	158.1
9	72	Inception Racing	GBR	Nick Moss	GBR	Joe Osborne	GBR	McLaren 720 S GT3	PROAM	4	22	3	1:46.654	1.508	0.263	157.7
10	17	HP Racing International	DEU	Gerhard Tweraser	AUT	Jan Seyffert	DEU	Lamborghini Huracan GT3 EVO	PROAM	5	26	7	1:46.974	1.828	0.320	157.3
11	15	Twin Busch by Equipe Vitesse	DEU	Mario Hirsch	DEU	Dominik Schraml	DEU	Mercedes AMG GT3 - 2020	PROAM	6	22	4	1:47.244	2.098	0.270	156.9
12	777	Olimp Racing	POL	Marcin Jedlinski	POL	Karol Basz	POL	Mercedes AMG GT3 - 2020	PROAM	7	23	9	1:47.337	2.191	0.093	156.7
13	19	Vincenzo Sospiri Racing	ITA	Baptiste Moulin	BEL	Yuki Nemoto	JPN	Lamborghini Huracan GT3 EVO	PRO	6	18	7	1:47.356	2.210	0.019	156.7
14	22	Balfe Motorsport	GBR	Shaun Balfe	GBR	Adam Carroll	GBR	Audi R8 GT3 LMS 2019	PROAM	8	13	7	1:47.527	2.381	0.171	156.5
15	93	Baporo Motorsport	ESP	Daniel Diaz-Varela	ESP	Jaume Font	ESP	Mercedes AMG GT3 - 2020	AM	1	22	20	1:47.529	2.383	0.002	156.5
16	52	AF Corse	ITA	Cedric Sbirrazzuoli	MCO	Hugo Delacour	FRA	Ferrari 488 GT3 MY2020	PROAM	9	22	10	1:47.639	2.493	0.110	156.3
17	5	Olimp Racing	POL	Stanislaw Jedlinski	POL	Krystian Korzeniowski	POL	Audi R8 GT3 LMS 2018	AM	2	18	17	1:48.876	3.730	1.237	154.5
18	24	A&P Racing Team PTT Tech Support	POL	Maciej Blazek	POL	Mateusz Lisowski	POL	Porsche 991 GT3 Cup gen 2	CUPPA	1	21	14	1:50.967	5.821	2.091	151.6
19	54	Q1 by EMG Motorsport	BEL	Jan Laurysen	BEL			Porsche 992 GT3 Cup	CUPPA	2	20	18	1:51.243	6.097	0.276	151.2
20	991	Valluga Racing	GBR	Dino Zamparelli	GBR	Jan Klingelberg	CHE	Porsche 911 GT3 Cup gen 2	CUPPA	3	23	3	1:52.226	7.080	0.983	149.9
21	26	Q1 by EMG Motorsport	BEL	Maciej Darmetko	POL	Artur Janosz	POL	Porsche 911 GT3 Cup gen 2	CUPPA	4	22	14	1:52.411	7.265	0.185	149.7
22	50	Q1 by EMG Motorsport	BEL	Filip Teunkens	BEL	Bas Schouten	NLD	Porsche 992 GT3 Cup	CUPPA	5	26	19	1:52.617	7.471	0.206	149.4
23	53	Q1 by EMG Motorsport	BEL	Nicolas Vandierenonck	BEL	Dirk Schouten	NLD	Porsche 992 GT3 Cup	CUPPA	6	24	21	1:52.933	7.787	0.316	149.0
24	44	CAME Racing Team	ITA	Eugenio Pisani	ITA	Stefano Bozzoni	ITA	Porsche 911 GT3 Cup gen 1	CUPPA	7	19	4	1:53.415	8.269	0.482	148.3
25	215	NM Racing Team	ESP	August MacBeth	CHE	Albert Estragues	ESP	Mercedes AMG GT4	CUPAM	1	21	10	1:53.419	8.273	0.004	148.3
26	45	CAME Racing Team	ITA	Mark Speakerwas	ITA	Jan Antoszewski	POL	Porsche 911 GT3 Cup gen 1	CUPPA	8	22	6	1:53.625	8.479	0.206	148.1
27	32	Three Sixty Racing Team	AND	Fernando Fortes	BRA			Porsche 911 GT3 Cup gen 2	CUPAM	2	19	4	1:54.148	9.002	0.523	147.4
28	27	Three Sixty Racing Team	AND	Marcio Mauro	BRA	Oscar Aristot	AND	Porsche 911 GT3 Cup gen 2	CUPAM	3	23	21	1:57.606	12.460	3.458	143.1

*** PENALTIES**

- CAR 47 TIME 14:32:58.684 DELETED TRACK LIMITS AT T 9
- CAR 52 TIME 14:33:07.690 DELETED TRACK LIMITS AT T 9
- CAR 7 TIME 14:33:10.694 DELETED TRACK LIMITS AT T 9
- CAR 777 TIME 14:33:11.994 DELETED TRACK LIMITS AT T 9
- CAR 63 TIME 14:39:36.425 DELETED TRACK LIMITS AT T 9

Published at:.....

Track Temp: **24.7 °C** Air Temp: **20.9 °C** Humidity: **55 %** Track Status: **DRY**

Stewards:	Race Director:	Timekeeper: Luis Angel Garcia Nuñez JOB/I-0020-ESP
------------------	-----------------------	--





Circuito de Barcelona
International GT Open
Free Practice - 2
Provisional Results by Category



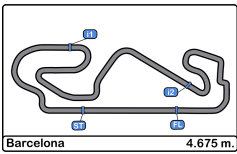
Cls	Nº	Entrant/Team	Nat	Driver 1	Nat	Driver 2	Nat	Vehicle	Cat	Cls	Laps	Best	Time	Gap	Interval	Km/h
PRO																
1	63	Vincenzo Sospiri Racing	ITA	Michele Beretta	ITA	Frederik Schandorff	DNK	Lamborghini Huracan GT3 EVO	PRO	1	19	14	1:45.146			160.0
2	77	Lechner Racing	AUT	Al Faisal Al Zubair	OMN	Andy Soucek	ESP	Porsche 911 GT3-R II 2019	PRO	2	25	9	1:45.627	0.481	0.481	159.3
3	97	TF Sport	GBR	Michael Dinan	USA	Robby Foley	USA	Aston Martin GT3 AMR MY2019	PRO	3	23	7	1:45.640	0.494	0.013	159.3
4	87	AKKA ASP	FRA	Jim Pla	FRA	Thomas Drouet	FRA	Mercedes AMG GT3 - 2020	PRO	4	22	4	1:45.818	0.672	0.178	159.0
5	9	2 Seas Motorsport	BHR	Martin Kodric	HRV	Ethan Simioni	CAN	Mercedes AMG GT3 2020	PRO	5	23	15	1:45.820	0.674	0.002	159.0
6	19	Vincenzo Sospiri Racing	ITA	Baptiste Moulin	BEL	Yuki Nemoto	JPN	Lamborghini Huracan GT3 EVO	PRO	6	18	7	1:47.356	2.210	1.536	156.7
PROAM																
1	47	AKM Motorsport	BUR	Loris Spinelli	ITA	Florian Scholze	DEU	Mercedes AMG GT3 - 2020	PROAM	1	21	4	1:45.221			159.9
2	7	Inception Racing	GBR	Brendan Iribe	USA	Ollie Millroy	GBR	McLaren 720 S GT3	PROAM	2	26	13	1:45.766	0.545	0.545	159.1
3	11	Reno Racing	DNK	Jens Reno Moller	DNK	Marcus Paverud	NOR	Honda NSX GT3 Evo	PROAM	3	24	15	1:46.391	1.170	0.625	158.1
4	72	Inception Racing	GBR	Nick Moss	GBR	Joe Osborne	GBR	McLaren 720 S GT3	PROAM	4	22	3	1:46.654	1.433	0.263	157.7
5	17	HP Racing International	DEU	Gerhard Tweraser	AUT	Jan Seyffert	DEU	Lamborghini Huracan GT3 EVO	PROAM	5	26	7	1:46.974	1.753	0.320	157.3
6	15	Twin Busch by Equipe Vitesse	DEU	Mario Hirsch	DEU	Dominik Schraml	DEU	Mercedes AMG GT3 - 2020	PROAM	6	22	4	1:47.244	2.023	0.270	156.9
7	777	Olimp Racing	POL	Marcin Jedlinski	POL	Karol Basz	POL	Mercedes AMG GT3 - 2020	PROAM	7	23	9	1:47.337	2.116	0.093	156.7
8	22	Balfe Motorsport	GBR	Shaun Balfe	GBR	Adam Carroll	GBR	Audi R8 GT3 LMS 2019	PROAM	8	13	7	1:47.527	2.306	0.190	156.5
9	52	AF Corse	ITA	Cedric Sbirrazzuoli	MCO	Hugo Delacour	FRA	Ferrari 488 GT3 MY2020	PROAM	9	22	10	1:47.639	2.418	0.112	156.3
AM																
1	93	Baporo Motorsport	ESP	Daniel Diaz-Varela	ESP	Jaume Font	ESP	Mercedes AMG GT3 - 2020	AM	1	22	20	1:47.529			156.5
2	5	Olimp Racing	POL	Stanislaw Jedlinski	POL	Krystian Korzeniowski	POL	Audi R8 GT3 LMS 2018	AM	2	18	17	1:48.876	1.347	1.347	154.5
CUPPA																
1	24	A&P Racing Team PTT Tech Support	POL	Maciej Blazek	POL	Mateusz Lisowski	POL	Porsche 991 GT3 Cup gen 2	CUPPA	1	21	14	1:50.967			151.6
2	54	Q1 by EMG Motorsport	BEL	Jan Laurysen	BEL		BEL	Porsche 992 GT3 Cup	CUPPA	2	20	18	1:51.243	0.276	0.276	151.2
3	991	Valluga Racing	GBR	Dino Zamparelli	GBR	Jan Klingelberg	CHE	Porsche 911 GT3 Cup gen 2	CUPPA	3	23	3	1:52.226	1.259	0.983	149.9
4	26	Q1 by EMG Motorsport	BEL	Maciej Darmetko	POL	Artur Janosz	POL	Porsche 911 GT3 Cup gen 2	CUPPA	4	22	14	1:52.411	1.444	0.185	149.7
5	50	Q1 by EMG Motorsport	BEL	Filip Teunkens	BEL	Bas Schouten	NLD	Porsche 992 GT3 Cup	CUPPA	5	26	19	1:52.617	1.650	0.206	149.4
6	53	Q1 by EMG Motorsport	BEL	Nicolas Vandierendonck	BEL	Dirk Schouten	NLD	Porsche 992 GT3 Cup	CUPPA	6	24	21	1:52.933	1.966	0.316	149.0
7	44	CAME Racing Team	ITA	Eugenio Pisani	ITA	Stefano Bozzoni	ITA	Porsche 911 GT3 Cup gen 1	CUPPA	7	19	4	1:53.415	2.448	0.482	148.3
8	45	CAME Racing Team	ITA	Mark Speakerwas	ITA	Jan Antoszewski	POL	Porsche 911 GT3 Cup gen 1	CUPPA	8	22	6	1:53.625	2.658	0.210	148.1
CUPAM																
1	215	NM Racing Team	ESP	August MacBeth	CHE	Albert Estragues	ESP	Mercedes AMG GT4	CUPAM	1	21	10	1:53.419			148.3

Published at:.....

Track Temp: 24.7 °C Air Temp: 20.9 °C Humidity: 55 % Track Status: DRY

Stewards:	Race Director:	Timekeeper: Luis Angel Garcia Nuñez JOB/I-0020-ESP
------------------	-----------------------	--





Circuito de Barcelona

International GT Open

Free Practice - 2

Provisional Results by Category



Cls	Nº	Entrant/Team	Nat	Driver 1	Nat	Driver 2	Nat	Vehicle	Cat	Cls	Laps	Best	Time	Gap	Interval	Km/h
2	32	Three Sixty Racing Team		Fernando Fortes				Porsche 911 GT3 Cup gen 2	CUPAM	2	19	4	1:54.148	0.729	0.729	147.4
3	27	Three Sixty Racing Team		Marcio Mauro		Oscar Aristot		Porsche 911 GT3 Cup gen 2	CUPAM	3	23	21	1:57.606	4.187	3.458	143.1

* PENALTIES

CAR 47 TIME 14:32:58.684 DELETED TRACK LIMITS AT T 9

CAR 52 TIME 14:33:07.690 DELETED TRACK LIMITS AT T 9

CAR 7 TIME 14:33:10.694 DELETED TRACK LIMITS AT T 9

CAR 777 TIME 14:33:11.994 DELETED TRACK LIMITS AT T 9

CAR 63 TIME 14:39:36.425 DELETED TRACK LIMITS AT T 9

Published at:.....

Track Temp: 24.7 °C Air Temp: 20.9 °C Humidity: 55 % Track Status: DRY

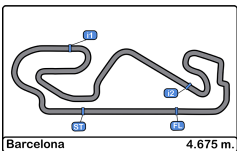
Stewards:

Race Director:

Timekeeper: Luis Angel Garcia Nuñez

JOB/I-0020-ESP





Circuito de Barcelona
International GT Open
Free Practice - 2
Provisional Results by Class



Cls	Nº	Entrant/Team	Nat	Driver 1	Nat	Driver 2	Nat	Vehicle	Cat	Cls	Laps	Best	Time	Gap	Interval	Km/h
International GT Open																
1	63	Vincenzo Sospiri Racing	ITA	Michele Beretta	ITA	Frederik Schandorff	DEN	Lamborghini Huracan GT3 EVO	PRO	1	19	14	1:45.146			160.0
2	47	AKM Motorsport	SVK	Loris Spinelli	ITA	Florian Scholze	DEU	Mercedes AMG GT3 - 2020	PROAM	1	21	4	1:45.221	0.075	0.075	159.9
3	77	Lechner Racing	AUT	Al Faisal Al Zubair	CAN	Andy Soucek	ESP	Porsche 911 GT3-R II 2019	PRO	2	25	9	1:45.627	0.481	0.406	159.3
4	97	TF Sport	GBR	Michael Dinan	USA	Robby Foley	USA	Aston Martin GT3 AMR MY2019	PRO	3	23	7	1:45.640	0.494	0.013	159.3
5	7	Inception Racing	GBR	Brendan Iribe	USA	Ollie Millroy	GBR	McLaren 720 S GT3	PROAM	2	26	13	1:45.766	0.620	0.126	159.1
6	87	AKKA ASP	FRA	Jim Pla	FRA	Thomas Drouet	FRA	Mercedes AMG GT3 - 2020	PRO	4	22	4	1:45.818	0.672	0.052	159.0
7	9	2 Seas Motorsport	BHR	Martin Kodric	HRV	Ethan Simioni	CAN	Mercedes AMG GT3 2020	PRO	5	23	15	1:45.820	0.674	0.002	159.0
8	11	Reno Racing	DNK	Jens Reno Moller	DNK	Marcus Paverud	NOR	Honda NSX GT3 Evo	PROAM	3	24	15	1:46.391	1.245	0.571	158.1
9	72	Inception Racing	GBR	Nick Moss	GBR	Joe Osborne	GBR	McLaren 720 S GT3	PROAM	4	22	3	1:46.654	1.508	0.263	157.7
10	17	HP Racing International	DEU	Gerhard Tweraser	AUT	Jan Seyffert	DEU	Lamborghini Huracan GT3 EVO	PROAM	5	26	7	1:46.974	1.828	0.320	157.3
11	15	Twin Busch by Equipe Vitesse	DEU	Mario Hirsch	DEU	Dominik Schraml	DEU	Mercedes AMG GT3 - 2020	PROAM	6	22	4	1:47.244	2.098	0.270	156.9
12	777	Olimp Racing	POL	Marcin Jedlinski	POL	Karol Basz	POL	Mercedes AMG GT3 - 2020	PROAM	7	23	9	1:47.337	2.191	0.093	156.7
13	19	Vincenzo Sospiri Racing	ITA	Baptiste Moulin	BEL	Yuki Nemoto	JPN	Lamborghini Huracan GT3 EVO	PRO	6	18	7	1:47.356	2.210	0.019	156.7
14	22	Balfe Motorsport	GBR	Shaun Balfe	GBR	Adam Carroll	GBR	Audi R8 GT3 LMS 2019	PROAM	8	13	7	1:47.527	2.381	0.171	156.5
15	93	Baporo Motorsport	ESP	Daniel Diaz-Varela	ESP	Jaume Font	ESP	Mercedes AMG GT3 - 2020	AM	1	22	20	1:47.529	2.383	0.002	156.5
16	52	AF Corse	ITA	Cedric Sbirrazzuoli	MCO	Hugo Delacour	FRA	Ferrari 488 GT3 MY2020	PROAM	9	22	10	1:47.639	2.493	0.110	156.3
17	5	Olimp Racing	POL	Stanislaw Jedlinski	POL	Krystian Korzeniowski	POL	Audi R8 GT3 LMS 2018	AM	2	18	17	1:48.876	3.730	1.237	154.5
GT Open Cup Europe																
1	24	A&P Racing Team PTT Tech Support	POL	Maciej Blazek	POL	Mateusz Lisowski	POL	Porsche 991 GT3 Cup gen 2	CUPPA	1	21	14	1:50.967			151.6
2	54	Q1 by EMG Motorsport	BEL	Jan Laurysen	BEL		BEL	Porsche 992 GT3 Cup	CUPPA	2	20	18	1:51.243	0.276	0.276	151.2
3	991	Valluga Racing	GBR	Dino Zamparelli	GBR	Jan Klingelberg	CHE	Porsche 911 GT3 Cup gen 2	CUPPA	3	23	3	1:52.226	1.259	0.983	149.9
4	26	Q1 by EMG Motorsport	BEL	Maciej Darmetko	POL	Artur Janosz	POL	Porsche 911 GT3 Cup gen 2	CUPPA	4	22	14	1:52.411	1.444	0.185	149.7
5	50	Q1 by EMG Motorsport	BEL	Filip Teunkens	BEL	Bas Schouten	NLD	Porsche 992 GT3 Cup	CUPPA	5	26	19	1:52.617	1.650	0.206	149.4
6	53	Q1 by EMG Motorsport	BEL	Nicolas Vandierendonck	BEL	Dirk Schouten	NLD	Porsche 992 GT3 Cup	CUPPA	6	24	21	1:52.933	1.966	0.316	149.0
7	44	CAME Racing Team	ITA	Eugenio Pisani	ITA	Stefano Bozzoni	ITA	Porsche 911 GT3 Cup gen 1	CUPPA	7	19	4	1:53.415	2.448	0.482	148.3
8	215	NM Racing Team	ESP	August MacBeth	CHE	Albert Estragues	ESP	Mercedes AMG GT4	CUPAM	1	21	10	1:53.419	2.452	0.004	148.3
9	45	CAME Racing Team	ITA	Mark Speakerwas	ITA	Jan Antoszewski	POL	Porsche 911 GT3 Cup gen 1	CUPPA	8	22	6	1:53.625	2.658	0.206	148.1
10	32	Three Sixty Racing Team	AND	Fernando Fortes	BRA		BRA	Porsche 911 GT3 Cup gen 2	CUPAM	2	19	4	1:54.148	3.181	0.523	147.4
11	27	Three Sixty Racing Team	AND	Marcio Mauro	BRA	Oscar Aristot	AND	Porsche 911 GT3 Cup gen 2	CUPAM	3	23	21	1:57.606	6.639	3.458	143.1

*** PENALTIES**

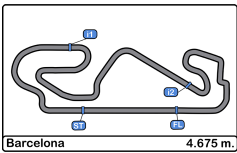
CAR 47 TIME 14:32:58.684 DELETED TRACK LIMITS AT T 9

Published at:.....

Track Temp: **24.7 °C** Air Temp: **20.9 °C** Humidity: **55 %** Track Status: **DRY**

Stewards:	Race Director:	Timekeeper: Lujs Angel Garcia Nunez JOB/I-0020-ESP
------------------	-----------------------	--





Circuit de Barcelona
International GT Open
Free Practice - 2
Provisional Results by Class



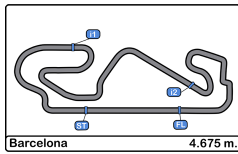
Barcelona 4.675 m.
 CAR 52 TIME 14:33:07.690 DELETED TRACK LIMITS AT T 9
 CAR 7 TIME 14:33:10.694 DELETED TRACK LIMITS AT T 9
 CAR 777 TIME 14:33:11.994 DELETED TRACK LIMITS AT T 9
 CAR 63 TIME 14:39:36.425 DELETED TRACK LIMITS AT T 9

Published at:.....

Track Temp: **24.7 °C** Air Temp: **20.9 °C** Humidity: **55 %** Track Status: **DRY**

Stewards:	Race Director:	Timekeeper:  Luis Angel Garcia Nuñez JOB/I-0020-ESP
------------------	-----------------------	--



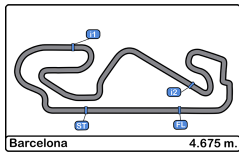


Circuit de Barcelona
International GT Open
Free Practice - 2
Lap Analysis



5 Stanislaw Jedlinski Audi R8 GT3 LMS 2018							9 Martin Kodric Mercedes AMG GT3 2020								
AM Krystian Korzeniewski			Olimp Racing				PRO			Ethan Simioni 2 Seas Motorsport					
Lap	D	Time	Sector 1	Sector 2	Sector 3	T. Spd	Elapsed	Lap	D	Time	Sector 1	Sector 2	Sector 3	T. Spd	Elapsed
1		14:25:00.321	14:23:32.667	46.504	41.150	159.2	14:25:00.321	1		14:24:42.194	14:23:20.169	44.002	38.023	180.9	14:24:42.194
2		2:00.185	34.330	45.939	39.916	255.3	14:27:00.506	2		1:50.938	31.269	41.230	38.439	255.3	14:26:33.132
3		1:57.117	32.712	45.195	39.210	257.1	14:28:57.623	3		1:46.403	30.359	40.707	35.337	259.6	14:28:19.535
4		2:00.182	33.234	46.238	40.710	255.3	14:30:57.805	4		1:52.470	31.611	42.461	38.398	257.1	14:30:12.005
5		2:00.977	33.541	46.110	41.326	252.9	14:32:58.782	5		1:50.997 P	30.513	40.752	39.732	256.5	14:32:03.002
6		2:05.487	33.676	46.344	45.467	253.5	14:35:04.269	6		3:20.990 P	2:01.060	41.283	38.647	181.8	14:35:23.992
7		1:59.022	33.387	45.710	39.925	252.3	14:37:03.291	7		3:01.955 P	1:40.572	41.372	40.011	183.3	14:38:25.947
8		2:09.460 P	33.389	46.050	50.021	257.1	14:39:12.751	8		3:04.708	1:47.559	41.558	35.591	127.2	14:41:30.655
9		11:16.626	9:53.640	44.571	38.415	173.3	14:50:29.377	9		2:00.691 P	30.659	43.119	46.913	256.5	14:43:31.346
10		6:28.495 P	33.264	4:59.870	55.361	257.1	14:56:57.872	10		8:42.165	7:25.679	41.107	35.379	180.6	14:52:13.511
11		6:10.919	4:52.846	42.059	36.014	158.1	15:03:08.791	11		1:53.308 P	30.584	40.788	41.936	255.3	14:54:06.819
12		1:48.932	30.977	41.702	36.253	260.2	15:04:57.723	12		6:00.133	4:42.873	41.519	35.741	179.7	15:00:06.952
13		1:51.241	31.014	43.217	37.010	260.2	15:06:48.964	13		1:46.740	30.377	40.527	35.836	257.7	15:01:53.692
14		2:03.723 P	31.250	43.158	49.315	261.5	15:08:52.687	14		1:45.862	30.331	40.372	35.159	257.7	15:03:39.554
15		9:50.000	8:31.365	42.471	36.164	173.9	15:18:42.687	15		1:45.820	30.119	40.415	35.286	258.9	15:05:25.374
16		1:49.746	30.921	42.563	36.262	258.9	15:20:32.433	16		1:47.056	30.473	40.734	35.849	259.6	15:07:12.430
17		1:48.876	30.725	41.792	36.359	260.8	15:22:21.309	17		2:01.617 P	32.562	45.913	43.142	258.3	15:09:14.047
18		1:56.694 P	30.840	43.716	42.138	258.9	15:24:18.003	18		7:24.732	6:07.698	41.182	35.852	182.1	15:16:38.779
19								19		1:46.805	30.348	40.535	35.922	255.9	15:18:25.584
20								20		1:46.186	30.494	40.583	35.109	254.1	15:20:11.770
21								21		1:46.450	30.245	40.974	35.231	258.3	15:21:58.220
22								22		1:46.118	30.363	40.572	35.183	255.9	15:23:44.338
23								23		2:00.166 P	30.298	40.618	49.250	256.5	15:25:44.504
7 Brendan Iribe McLaren 720 S GT3							11 Jens Reno Moller Honda NSX GT3 Evo								
PROAM Ollie Millroy			Inception Racing				PROAM			Marcus Paverud Reno Racing					
Lap	D	Time	Sector 1	Sector 2	Sector 3	T. Spd	Elapsed	Lap	D	Time	Sector 1	Sector 2	Sector 3	T. Spd	Elapsed
1		14:24:08.918	14:22:49.360	42.624	36.934	176.7	14:24:08.918	1		14:24:40.634	14:23:19.290	44.265	37.079	179.4	14:24:40.634
2		1:48.592	31.278	41.318	35.996	257.1	14:25:57.510	2		1:49.242	31.422	41.784	36.036	259.6	14:26:29.876
3		1:47.643	30.691	41.234	35.718	258.9	14:27:45.153	3		1:48.686	30.895	41.059	36.732	260.8	14:28:18.562
4		1:47.040	30.777	40.913	35.350	258.9	14:29:32.193	4		1:48.982	30.875	42.257	35.850	258.3	14:30:07.544
5		1:48.610	31.234	41.572	35.804	260.8	14:31:20.803	5		1:49.241	31.221	41.674	36.346	260.8	14:31:56.785
6		1:49.894	30.961	41.330	37.600	260.8	14:33:10.694	6		1:47.793	30.826	41.395	35.572	258.9	14:33:44.578
7		1:48.715	30.893	40.847	36.975	260.2	14:34:59.409	7		1:55.436 P	30.602	43.726	41.108	260.8	14:35:40.014
8		1:47.237	30.629	41.035	35.573	260.8	14:36:46.646	8		3:06.768	1:44.894	45.653	36.221	182.4	14:38:46.782
9		1:47.382	30.650	41.248	35.484	261.5	14:38:34.028	9		1:48.688	30.922	41.943	35.823	258.3	14:40:35.470
10		1:52.301 P	30.693	41.228	40.380	260.2	14:40:26.329	10		2:03.528 P	31.273	42.420	49.835	260.2	14:42:38.998
11		3:28.336 P	1:50.812	48.880	48.644	184.3	14:43:54.665	11		8:02.858	6:44.858	42.357	35.643	179.1	14:50:41.856
12		6:16.608	4:57.925	42.304	36.379	183.0	14:50:11.273	12		1:50.253	31.237	42.912	36.104	261.5	14:52:32.109
13		1:45.766	30.310	40.404	35.052	258.3	14:51:57.039	13		1:56.656 P	30.837	42.644	43.175	262.7	14:54:28.765
14		1:51.190 P	30.370	40.929	39.891	258.9	14:53:48.229	14		5:42.550	4:17.744	43.699	41.107	182.7	15:00:11.315
15		5:23.311	4:07.155	41.078	35.078	181.5	14:59:11.540	15		1:46.391	30.439	40.712	35.240	259.6	15:01:57.706
16		1:47.496	30.429	40.773	36.294	258.3	15:00:59.036	16		1:59.680	30.453	50.247	38.980	262.1	15:03:57.386
17		1:46.882	31.029	40.760	35.093	259.6	15:02:45.918	17		1:51.572 P	30.568	41.167	39.837	261.5	15:05:48.958
18		1:47.068	30.416	41.131	35.521	261.5	15:04:32.986	18		3:21.339 P	1:50.350	44.530	46.459	182.1	15:09:10.297
19		1:49.972 P	30.404	40.759	38.809	260.2	15:06:22.958	19		6:13.339	4:53.759	43.223	36.357	180.9	15:15:23.636
20		8:44.912	7:26.918	42.049	35.945	175.6	15:15:07.870	20		1:49.419	31.919	41.884	35.616	262.1	15:17:13.055
21		1:48.629	31.117	41.436	36.076	257.1	15:16:56.499	21		1:46.813	30.424	40.956	35.433	261.5	15:18:59.868
22		1:48.938	31.351	41.501	36.086	258.3	15:18:45.437	22		1:47.328	30.600	41.070	35.658	262.1	15:20:47.196
23		1:48.629	31.117	41.462	36.050	259.6	15:20:34.066	23		1:47.528	30.652	41.360	35.516	262.1	15:22:34.724
24		1:48.937	31.039	41.975	35.923	260.8	15:22:23.003	24		1:59.801 P	33.838	44.219	41.744	256.5	15:24:34.525
25		1:48.619	30.868	41.814	35.937	258.9	15:24:11.622								
26		1:54.014 P	31.235	41.767	41.012	258.9	15:26:05.636								





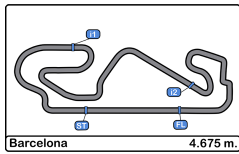
Circuit de Barcelona
International GT Open
Free Practice - 2
Lap Analysis



15							19														
Mario Hirsch							Baptiste Moulin														
Mercedes AMG GT3 - 2020							Lamborghini Huracan GT3 EVO														
PROAM							PRO														
Dominik Schraml							Yuki Nemoto														
Twin Busch by Equipe Vitesse							Vincenzo Sospiri Racing														
Lap	D	Time	Sector 1	Sector 2	Sector 3	T. Spd	Elapsed	Lap	D	Time	Sector 1	Sector 2	Sector 3	T. Spd	Elapsed						
1		14:24:54.943	14:23:28.858	43.281	42.804	161.9	14:24:54.943	1		14:25:01.603	14:23:42.190	42.672	36.741	177.6	14:25:01.603						
2		1:51.849	31.913	43.402	36.534	255.3	14:26:46.792	2		1:50.075	32.272	41.563	36.240	255.3	14:26:51.678						
3		1:48.943	30.676	41.444	36.823	256.5	14:28:35.735	3		1:48.989	31.349	41.903	35.737	258.9	14:28:40.667						
4		1:47.244	30.615	41.203	35.426	257.1	14:30:22.979	4		1:49.738	30.944	42.579	36.215	255.3	14:30:30.405						
5		1:52.871 P	30.598	41.247	41.026	256.5	14:32:15.850	5		1:53.189 P	31.016	41.730	40.443	254.7	14:32:23.594						
6		4:15.552	2:58.204	41.278	36.070	180.3	14:36:31.402	6		2:59.644	1:43.161	41.078	35.405	180.0	14:35:23.238						
7		1:49.129	30.640	41.319	37.170	257.1	14:38:20.531	7		1:47.356	30.670	41.117	35.569	255.3	14:37:10.594						
8		1:47.826	30.562	41.036	36.228	256.5	14:40:08.357	8		1:48.083	31.237	41.052	35.794	257.7	14:38:58.677						
9		1:52.454 P	30.630	41.211	40.613	257.1	14:42:00.811	9		1:52.325 P	31.578	41.263	39.484	258.3	14:40:51.002						
10		7:07.616	5:49.878	41.682	36.056	181.5	14:49:08.427	10		12:23.445	11:03.276	43.382	36.787	179.4	14:53:14.447						
11		1:49.410	30.857	42.711	35.842	257.7	14:50:57.837	11		2:37.084 P	32.234	1:02.833	1:02.017	256.5	14:55:51.531						
12		1:48.673	30.691	41.799	36.183	258.3	14:52:46.510	12		10:06.552	8:43.728	47.258	35.566	179.7	15:05:58.083						
13		2:00.845 P	30.610	44.334	45.901	259.6	14:54:47.355	13		1:58.686 P	30.445	41.091	47.150	255.9	15:07:56.769						
14		7:49.333	6:31.782	41.610	35.941	180.6	15:02:36.688	14		8:47.723	7:29.601	42.417	35.705	179.1	15:16:44.492						
15		1:51.934 P	30.600	41.323	40.011	257.7	15:04:28.622	15		1:47.794	30.941	41.280	35.573	257.1	15:18:32.286						
16		4:34.204 P	2:57.668	49.195	47.341	178.2	15:09:02.826	16		1:47.828	30.987	41.317	35.524	258.9	15:20:20.114						
17		6:20.045	4:57.435	43.696	38.914	177.0	15:15:22.871	17		1:47.684	30.759	41.189	35.736	258.3	15:22:07.798						
18		1:54.507	33.851	43.236	37.420	255.9	15:17:17.378	18		1:53.692 P	30.899	42.459	40.334	257.1	15:24:01.490						
19		1:51.764	31.735	42.591	37.438	257.1	15:19:09.142	22							Shaun Balfe						
20		1:52.049	31.717	42.698	37.634	256.5	15:21:01.191								Audi R8 GT3 LMS 2019						
21		1:50.685	31.525	42.203	36.957	255.9	15:22:51.876								PROAM						
22		1:56.924 P	31.510	43.125	42.289	257.1	15:24:48.800								Adam Carroll						
														Balfe Motorsport							
Lap	D	Time	Sector 1	Sector 2	Sector 3	T. Spd	Elapsed	Lap	D	Time	Sector 1	Sector 2	Sector 3	T. Spd	Elapsed						
1		14:25:57.314	14:24:33.441	45.912	37.961	167.7	14:25:57.314	1		14:25:57.314	14:24:33.441	45.912	37.961	167.7	14:25:57.314						
2		1:51.696	32.335	42.881	36.480	247.7	14:27:49.010	2		1:51.696	32.335	42.881	36.480	247.7	14:27:49.010						
3		1:50.012	31.146	42.019	36.847	257.1	14:29:39.022	3		1:50.012	31.146	42.019	36.847	257.1	14:29:39.022						
4		1:49.669	31.095	42.103	36.471	255.3	14:31:28.691	4		1:49.669	31.095	42.103	36.471	255.3	14:31:28.691						
5		2:00.495 P	31.309	43.951	45.235	258.9	14:33:29.186	5		2:00.495 P	31.309	43.951	45.235	258.9	14:33:29.186						
6		2:57.647	1:40.003	41.677	35.967	176.1	14:36:26.833	6		2:57.647	1:40.003	41.677	35.967	176.1	14:36:26.833						
7		1:47.527	30.691	41.211	35.625	257.7	14:38:14.360	7		1:47.527	30.691	41.211	35.625	257.7	14:38:14.360						
8		1:49.204	30.790	41.167	37.247	258.9	14:40:03.564	8		1:49.204	30.790	41.167	37.247	258.9	14:40:03.564						
9		1:47.551	30.850	41.290	35.411	254.1	14:41:51.115	9		1:47.551	30.850	41.290	35.411	254.1	14:41:51.115						
10		2:08.841 P	32.087	47.540	49.214	259.6	14:43:59.956	10		2:08.841 P	32.087	47.540	49.214	259.6	14:43:59.956						
11		5:47.687 P	4:25.483	41.989	40.215	181.5	14:49:47.643	11		5:47.687 P	4:25.483	41.989	40.215	181.5	14:49:47.643						
12		3:11.036	1:40.632	49.244	41.160	180.6	14:52:58.679	12		3:11.036	1:40.632	49.244	41.160	180.6	14:52:58.679						
13		2:48.190 P	34.614	1:14.256	59.320	236.3	14:55:46.869	13		2:48.190 P	34.614	1:14.256	59.320	236.3	14:55:46.869						

17							
Gerhard Tweraser							
Lamborghini Huracan GT3 EVO							
PROAM							
Jan Seyffert							
HP Racing International							
Lap	D	Time	Sector 1	Sector 2	Sector 3	T. Spd	Elapsed
1		14:24:14.918	14:22:54.427	44.647	35.844	176.7	14:24:14.918
2		1:48.921	32.118	41.240	35.563	259.6	14:26:03.839
3		1:47.090	30.627	41.185	35.278	258.9	14:27:50.929
4		1:54.331 P	30.874	40.953	42.504	258.3	14:29:45.260
5		3:23.714	2:06.031	41.272	36.411	176.4	14:33:08.974
6		1:49.630	30.637	40.835	38.158	258.9	14:34:58.604
7		1:46.974	30.508	41.059	35.407	258.9	14:36:45.578
8		1:47.247	30.914	40.951	35.382	261.5	14:38:32.825
9		1:47.249	30.651	41.016	35.582	258.3	14:40:20.074
10		1:55.586 P	30.572	41.054	43.960	258.9	14:42:15.660
11		6:57.870	5:39.997	42.216	35.657	175.8	14:49:13.530
12		1:48.005	30.915	41.280	35.810	257.7	14:51:01.535
13		1:53.775	30.554	45.781	37.440	258.9	14:52:55.310
14		2:33.027 P	30.841	1:05.401	56.785	256.5	14:55:28.337
15		3:50.163	2:30.884	41.513	37.766	174.7	14:59:18.500
16		1:47.500	30.655	41.389	35.456	256.5	15:01:06.000
17		1:48.683	30.673	42.328	35.682	257.7	15:02:54.683
18		1:47.873	31.080	41.397	35.396	260.2	15:04:42.556
19		1:47.502	30.639	40.983	35.880	258.3	15:06:30.058
20		2:14.883 P	30.775	45.307	58.801	257.7	15:08:44.941
21		6:35.680	5:17.786	41.700	36.194	172.5	15:15:20.621
22		1:49.118	30.915	42.526	35.677	257.7	15:17:09.739
23		1:47.211	30.582	41.193	35.436	258.3	15:18:56.950
24		1:47.331	30.615	41.237	35.479	258.3	15:20:44.281
25		1:47.134	30.651	40.993	35.490	258.9	15:22:31.415
26		1:53.729 P	30.450	41.146	42.133	259.6	15:24:25.144





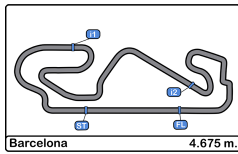
Circuit de Barcelona
International GT Open
Free Practice - 2
Lap Analysis



24							27										
Maciej Blazek							Marcio Mauro										
Porsche 991 GT3 Cup gen 2							Porsche 911 GT3 Cup gen 2										
CUPPA			Mateusz Lisowski				A&P Racing Team PTT Tech				CUPAM			Oscar Aristot			
Lap	D	Time	Sector 1	Sector 2	Sector 3	T. Spd	Elapsed	Lap	D	Time	Sector 1	Sector 2	Sector 3	T. Spd	Elapsed		
1		14:30:16.228	14:28:47.230	49.763	39.235	117.2	14:30:16.228	1		14:24:51.276	14:23:10.025	57.868	43.383	125.4	14:24:51.276		
2		1:54.883	33.224	44.060	37.599	246.5	14:32:11.111	2		2:03.752	36.535	47.065	40.152	234.2	14:26:55.028		
3		1:54.993	32.800	43.887	38.306	247.7	14:34:06.104	3		2:12.059 P	34.525	45.518	52.016	246.5	14:29:07.087		
4		1:53.756	32.631	43.536	37.589	250.0	14:35:59.860	4		3:18.712	1:53.466	46.481	38.765	165.3	14:32:25.799		
5		1:54.190	32.586	43.926	37.678	250.0	14:37:54.050	5		1:58.965	33.360	45.550	40.055	245.4	14:34:24.764		
6		1:54.453	32.719	44.143	37.591	249.4	14:39:48.503	6		1:58.185	33.761	45.695	38.729	244.3	14:36:22.949		
7		1:54.470	32.826	43.986	37.658	249.4	14:41:42.973	7		2:01.032	33.416	45.651	41.965	244.8	14:38:23.981		
8		2:10.711 P	32.819	49.037	48.855	249.4	14:43:53.684	8		2:01.008	34.266	45.546	41.196	243.2	14:40:24.989		
9		5:47.067	4:25.759	44.234	37.074	158.8	14:49:40.751	9		2:12.552 P	33.171	48.893	50.488	245.4	14:42:37.541		
10		1:52.044	32.255	42.972	36.817	250.0	14:51:32.795	10		7:33.659	6:05.376	47.809	40.474	166.4	14:50:11.200		
11		1:51.594	32.159	42.966	36.469	251.1	14:53:24.389	11		2:01.597	34.354	47.091	40.152	243.2	14:52:12.797		
12		2:30.578 P	33.136	53.598	1:03.844	250.5	14:55:54.967	12		2:12.287 P	34.487	46.088	51.712	246.0	14:54:25.084		
13		3:59.836	2:40.251	43.144	36.441	171.7	14:59:54.803	13		5:18.073	3:51.080	46.750	40.243	165.6	14:59:43.157		
14		1:50.967	32.022	42.739	36.206	252.3	15:01:45.770	14		2:01.087	34.407	46.802	39.878	243.7	15:01:44.244		
15		1:55.978	32.496	42.979	40.503	251.7	15:03:41.748	15		1:59.700	34.013	46.224	39.463	245.4	15:03:43.944		
16		1:51.349	32.059	42.765	36.525	253.5	15:05:33.097	16		1:58.533	33.856	45.850	38.827	247.7	15:05:42.477		
17		1:51.873	32.038	42.741	37.094	252.3	15:07:24.970	17		1:58.114	33.547	45.198	39.369	248.2	15:07:40.591		
18		1:56.223 P	32.466	43.462	40.295	251.7	15:09:21.193	18		2:05.590 P	34.612	46.084	44.894	247.1	15:09:46.181		
19		6:07.741 P	4:42.573	44.693	40.475	169.5	15:15:28.934	19		7:40.503	6:14.134	46.169	40.200	158.8	15:17:26.684		
20		3:44.429 P	2:21.197	43.064	40.168	171.9	15:19:13.363	20		1:59.783	34.293	46.191	39.299	247.1	15:19:26.467		
21		3:11.032 P	1:48.046	42.988	39.998	172.5	15:22:24.395	21		1:57.606	33.395	45.071	39.140	247.1	15:21:24.073		

26							32										
Maciej Darmetko							Fernando Fortes										
Porsche 911 GT3 Cup gen 2							Porsche 911 GT3 Cup gen 2										
CUPPA			Artur Janosz				Q1 by EMG Motorsport				CUPAM			Three Sixty Racing Team			
Lap	D	Time	Sector 1	Sector 2	Sector 3	T. Spd	Elapsed	Lap	D	Time	Sector 1	Sector 2	Sector 3	T. Spd	Elapsed		
1		14:24:10.411	14:22:41.376	46.904	42.131	150.4	14:24:10.411	1		14:25:26.563	14:23:55.854	48.872	41.837	156.9	14:25:26.563		
2		1:55.542	33.358	43.731	38.453	246.0	14:26:05.953	2		1:59.665	35.979	45.225	38.461	209.3	14:27:26.228		
3		1:53.907	32.892	43.736	37.279	250.5	14:27:59.860	3		1:54.873	32.956	43.992	37.925	245.4	14:29:21.101		
4		1:54.139	32.224	44.815	37.100	250.0	14:29:53.999	4		1:54.148	32.345	44.069	37.734	246.0	14:31:15.249		
5		1:52.761	32.231	43.403	37.127	250.5	14:31:46.760	5		2:12.754 P	32.721	49.393	50.640	247.1	14:33:28.003		
6		1:53.536	32.584	43.653	37.299	250.0	14:33:40.296	6		7:04.594	5:42.070	44.237	38.287	143.4	14:40:32.597		
7		1:58.506 P	32.712	43.314	42.480	250.0	14:35:38.802	7		2:07.218 P	32.616	44.934	49.668	246.5	14:42:39.815		
8		5:12.859	3:48.621	46.119	38.119	170.8	14:40:51.661	8		8:56.723	7:35.123	44.005	37.595	169.0	14:51:36.538		
9		2:02.782 P	32.746	43.879	46.157	248.2	14:42:54.443	9		1:54.315	32.359	44.078	37.878	248.8	14:53:30.853		
10		7:45.879	6:21.750	45.441	38.688	136.8	14:50:40.322	10		2:27.163 P	38.100	49.668	59.395	212.5	14:55:58.016		
11		1:53.906	32.711	44.036	37.159	250.0	14:52:34.228	11		7:01.197	5:39.030	44.501	37.666	167.9	15:02:59.213		
12		2:01.500 P	32.146	43.501	45.853	251.7	14:54:35.728	12		1:54.602	32.696	43.759	38.147	248.8	15:04:53.815		
13		5:26.720	4:03.958	44.154	38.608	170.0	15:00:02.448	13		1:54.959	32.694	44.181	38.084	248.8	15:06:48.774		
14		1:52.411	32.043	42.748	37.620	252.3	15:01:54.859	14		2:09.378 P	32.818	48.537	48.023	248.8	15:08:58.152		
15		1:56.929 P	31.923	43.131	41.875	252.9	15:03:51.788	15		7:54.447	6:32.479	44.255	37.713	167.9	15:16:52.599		
16		4:30.138 P	2:58.055	45.446	46.637	120.8	15:08:21.926	16		1:55.309	32.701	44.043	38.565	249.4	15:18:47.908		
17		6:58.687	5:32.730	46.162	39.795	170.3	15:15:20.613	17		2:02.359	32.586	48.553	41.220	250.5	15:20:50.267		
18		1:58.204	33.109	45.928	39.167	249.4	15:17:18.817	18		1:54.776	32.864	43.822	38.090	248.8	15:22:45.043		
19		1:55.005	33.260	43.917	37.828	250.5	15:19:13.822	19		2:14.547 P	34.351	50.368	49.828	248.8	15:24:59.590		
20		1:54.797	32.897	44.009	37.891	249.4	15:21:08.619										
21		1:55.604	33.241	44.267	38.096	249.4	15:23:04.223										
22		2:01.473 P	33.202	44.427	43.844	248.2	15:25:05.696										





Circuit de Barcelona
International GT Open
Free Practice - 2
Lap Analysis



44

Eugenio Pisani

Porsche 911 GT3 Cup gen 1

47

Loris Spinelli

Mercedes AMG GT3 - 2020

CUPPA

Stefano Bozzoni

CAME Racing Team

PROAM

Florian Scholze

AKM Motorsport

Lap	D	Time	Sector 1	Sector 2	Sector 3	T. Spd	Elapsed	Lap	D	Time	Sector 1	Sector 2	Sector 3	T. Spd	Elapsed
1		14:24:44.184	14:22:52.368	1:01.705	50.111	127.3	14:24:44.184	1		14:25:53.006	14:24:33.114	43.456	36.436	180.3	14:25:53.006
2		2:06.748	40.020	48.022	38.706	185.2	14:26:50.932	2		1:45.392	30.367	40.433	34.592	257.7	14:27:38.398
3		1:56.456	33.555	44.502	38.399	246.5	14:28:47.388	3		1:45.307	30.184	40.482	34.641	257.1	14:29:23.705
4		1:53.415	32.588	43.473	37.354	248.8	14:30:40.803	4		1:45.221	30.206	40.259	34.756	257.7	14:31:08.926
5		1:53.553	32.569	43.564	37.420	247.1	14:32:34.356	5		1:49.758 P	30.367	40.552	38.839	255.9	14:32:58.684
6		1:58.455 P	32.566	43.577	42.312	247.7	14:34:32.811	6		11:03.675 P	9:27.022	45.696	50.957	182.1	14:44:02.359
7		18:16.255	16:49.477	47.183	39.595	166.9	14:52:49.066	7		4:48.849	3:32.378	41.068	35.403	178.2	14:48:51.208
8		2:16.142 P	32.729	49.826	53.587	247.7	14:55:05.208	8		1:46.351	30.578	40.647	35.126	257.7	14:50:37.559
9		3:50.228	2:28.379	44.191	37.658	169.2	14:58:55.436	9		1:45.808	30.466	40.510	34.832	262.7	14:52:23.367
10		1:53.643	32.676	43.800	37.167	247.1	15:00:49.079	10		2:03.099 P	30.612	40.433	52.054	256.5	14:54:26.466
11		1:53.713	32.578	43.671	37.464	249.4	15:02:42.792	11		6:45.153	5:25.776	42.843	36.534	180.6	15:01:11.619
12		1:53.783	32.468	43.684	37.631	249.4	15:04:36.575	12		1:48.984	31.163	41.619	36.202	255.3	15:03:00.603
13		1:55.687	32.545	43.695	39.447	249.4	15:06:32.262	13		1:48.581	31.154	41.680	35.747	258.3	15:04:49.184
14		6:52.074 P	32.772	5:21.720	57.582	249.4	15:13:24.336	14		1:48.300	31.071	41.468	35.761	258.3	15:06:37.484
15		4:48.312	3:24.310	45.556	38.446	145.1	15:18:12.648	15		2:09.007 P	31.107	41.516	56.384	257.1	15:08:46.491
16		1:56.772	32.592	44.163	40.017	248.8	15:20:09.420	16		6:25.939	5:07.478	41.904	36.557	181.2	15:15:12.430
17		1:53.857	32.427	43.873	37.557	249.4	15:22:03.277	17		1:51.696	30.685	41.721	39.290	255.9	15:17:04.126
18		1:55.547	33.235	43.794	38.518	251.1	15:23:58.824	18		1:47.584	30.722	41.381	35.481	257.1	15:18:51.710
19		1:58.668 P	32.619	43.909	42.140	248.8	15:25:57.492	19		1:49.615	30.636	41.842	37.137	258.3	15:20:41.325
20								20		1:47.552	30.625	41.209	35.718	257.1	15:22:28.877
21								21		1:53.394 P	30.638	41.461	41.295	257.7	15:24:22.271

45

Mark Speakerwas

Porsche 911 GT3 Cup gen 1

CUPPA

Jan Antoszewski

CAME Racing Team

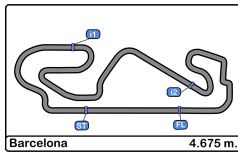
50

Filip Teunkens

Porsche 992 GT3 Cup

Lap	D	Time	Sector 1	Sector 2	Sector 3	T. Spd	Elapsed	Lap	D	Time	Sector 1	Sector 2	Sector 3	T. Spd	Elapsed
1		14:24:19.148	14:22:50.519	48.643	39.986	156.9	14:24:19.148	1		14:24:25.563	14:22:53.019	51.867	40.677	152.1	14:24:25.563
2		2:04.334 P	35.270	45.822	43.242	243.2	14:26:23.482	2		1:57.041	34.457	44.763	37.821	243.2	14:26:22.604
3		3:06.220	1:43.113	44.913	38.194	164.3	14:29:29.702	3		1:55.956	33.177	44.910	37.869	246.5	14:28:18.560
4		1:56.308	33.506	45.081	37.721	248.8	14:31:26.010	4		1:54.903	33.121	44.460	37.322	247.7	14:30:13.463
5		1:56.730	33.568	45.682	37.480	249.4	14:33:22.740	5		1:54.026	32.858	43.911	37.257	248.2	14:32:07.489
6		1:53.625	32.579	43.927	37.119	248.2	14:35:16.365	6		1:53.752	32.863	43.506	37.383	247.1	14:34:01.241
7		1:53.934	32.817	43.909	37.208	247.7	14:37:10.299	7		1:54.470	32.781	44.321	37.368	247.7	14:35:55.711
8		1:55.012	33.469	44.073	37.470	248.2	14:39:05.311	8		1:53.196	32.627	43.677	36.892	247.7	14:37:48.907
9		1:58.398 P	32.630	43.655	42.113	248.2	14:41:03.709	9		1:53.738	33.210	43.534	36.994	246.5	14:39:42.645
10		9:33.287	8:11.135	44.625	37.527	169.5	14:50:36.996	10		1:54.292	32.883	43.638	37.771	247.7	14:41:36.937
11		1:58.389	34.438	45.747	38.204	250.5	14:52:35.385	11		2:01.482 P	32.915	44.444	44.123	247.1	14:43:38.419
12		2:01.399 P	33.331	44.651	43.417	252.3	14:54:36.784	12		5:27.828	4:07.081	43.678	37.069	171.7	14:49:06.247
13		4:28.449	3:06.693	44.140	37.616	166.6	14:59:05.233	13		1:53.157	32.403	43.539	37.215	246.5	14:50:59.404
14		1:54.810	32.775	44.022	38.013	248.8	15:01:00.043	14		1:55.841	32.321	46.186	37.334	248.8	14:52:55.245
15		1:59.560 P	32.954	44.068	42.538	249.4	15:02:59.603	15		2:34.264 P	32.445	1:04.384	57.435	248.8	14:55:29.509
16		4:49.494 P	3:01.599	46.081	1:01.814	166.4	15:07:49.097	16		4:30.810	3:10.104	43.530	37.176	171.7	15:00:00.319
17		7:38.969	6:03.996	48.299	46.674	168.2	15:15:28.066	17		1:53.335	33.026	43.525	36.784	248.2	15:01:53.654
18		1:58.840	33.917	45.378	39.545	246.0	15:17:26.906	18		1:53.016	32.454	43.498	37.064	250.5	15:03:46.670
19		2:01.753	35.673	45.772	40.308	250.5	15:19:28.659	19		1:52.617	32.278	43.419	36.920	250.0	15:05:39.287
20		1:58.412	33.406	45.803	39.203	248.2	15:21:27.071	20		1:52.606	32.439	43.217	36.950	249.4	15:07:31.893
21		1:57.398	33.246	45.089	39.063	249.4	15:23:24.469	21		2:12.659 P	38.084	49.920	44.655	182.7	15:09:44.552
22		2:08.314 P	33.566	45.630	49.118	248.8	15:25:32.783	22		6:11.338	4:50.330	43.871	37.137	172.5	15:15:55.890
								23		1:53.488	32.548	43.739	37.201	248.8	15:17:49.378
								24		1:52.678	32.539	43.159	36.980	248.8	15:19:42.056
								25		1:52.784	32.438	43.399	36.947	249.4	15:21:34.840
								26		2:04.686 P	34.030	47.260	43.396	246.5	15:23:39.526





Circuit de Barcelona
International GT Open
Free Practice - 2
Lap Analysis



52

Cedric Sbirrazzuoli

Ferrari 488 GT3 MY2020

54

Jan Laurysen

Porsche 992 GT3 Cup

PROAM

Hugo Delacour

AF Corse

CUPPA

Q1 by EMG Motorsport

Lap	D	Time	Sector 1	Sector 2	Sector 3	T. Spd	Elapsed	Lap	D	Time	Sector 1	Sector 2	Sector 3	T. Spd	Elapsed
1		14:24:33.168	14:23:04.733	47.924	40.511	122.0	14:24:33.168	1		14:24:13.889	14:22:47.819	47.214	38.856	133.9	14:24:13.889
2		2:01.540	34.131	44.991	42.418	241.0	14:26:34.708	2		1:54.751	34.287	43.477	36.987	246.5	14:26:08.640
3		1:57.256 P	32.124	42.916	42.216	256.5	14:28:31.964	3		1:52.054	32.500	42.972	36.582	249.4	14:28:00.694
4		2:47.716	1:26.358	42.252	39.106	181.8	14:31:19.680	4		1:51.782	32.221	42.887	36.674	249.4	14:29:52.476
5		4:48.940	30.690	41.503	35.817	257.1	14:33:07.690	5		1:52.228	32.349	42.945	36.934	247.1	14:31:44.704
6		1:49.514	30.715	41.329	37.470	257.7	14:34:57.204	6		1:52.337	32.330	43.152	36.855	247.7	14:33:37.041
7		1:48.016	30.776	41.422	35.818	257.1	14:36:45.220	7		1:52.677	32.396	43.288	36.993	247.1	14:35:29.718
8		1:50.330	31.432	42.806	36.092	258.3	14:38:35.550	8		1:52.470	32.408	42.927	37.135	248.2	14:37:22.188
9		1:49.291	30.904	41.269	37.118	258.3	14:40:24.841	9		1:53.078	32.378	43.098	37.602	248.2	14:39:15.266
10		1:47.639	30.857	41.249	35.533	255.9	14:42:12.480	10		1:53.015	32.478	43.340	37.197	248.2	14:41:08.281
11		2:01.424 P	32.397	45.973	43.054	257.7	14:44:13.904	11		2:17.456 P	32.408	47.203	57.845	248.8	14:43:25.737
12		16:23.514	15:00.212	45.285	38.017	153.1	15:00:37.418	12		7:09.811	5:45.815	45.846	38.150	149.1	14:50:35.548
13		1:52.597	32.404	43.224	36.969	254.1	15:02:30.015	13		1:54.787	33.609	43.949	37.229	245.4	14:52:30.335
14		1:50.899	31.759	42.539	36.601	255.3	15:04:20.914	14		2:00.186 P	32.610	44.619	42.957	247.7	14:54:30.521
15		1:51.167	31.454	43.292	36.421	257.7	15:06:12.081	15		5:14.738	3:54.770	43.091	36.877	169.8	14:59:45.259
16		1:59.757 P	31.461	42.267	46.029	255.3	15:08:11.838	16		1:51.437	32.260	42.851	36.326	248.2	15:01:36.696
17		8:30.703	7:11.892	42.367	36.444	178.5	15:16:42.541	17		1:52.550	32.231	43.011	37.308	248.8	15:03:29.246
18		1:49.336	31.189	41.969	36.178	255.9	15:18:31.877	18		1:51.243	32.076	42.680	36.487	249.4	15:05:20.489
19		1:50.746	32.269	42.436	36.041	257.1	15:20:22.623	19		1:54.945	32.501	43.678	38.766	245.4	15:07:15.434
20		1:48.997	31.070	41.642	36.285	258.3	15:22:11.620	20		2:00.041 P	32.164	44.524	43.353	249.4	15:09:15.475
21		1:48.468	30.767	41.759	35.942	257.7	15:24:00.088								
22		2:00.308 P	32.735	43.729	43.844	250.0	15:26:00.396								

53

Nicolas Vandierendonck

Porsche 992 GT3 Cup

Michele Beretta

Lamborghini Huracan GT3 EVO

CUPPA

Dirk Schouten

Q1 by EMG Motorsport

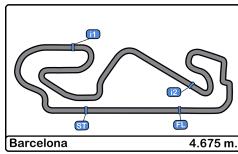
PRO

Frederik Schandorff

Vincenzo Sospiri Racing

Lap	D	Time	Sector 1	Sector 2	Sector 3	T. Spd	Elapsed	Lap	D	Time	Sector 1	Sector 2	Sector 3	T. Spd	Elapsed
1		14:24:37.356	14:22:59.871	53.815	43.670	145.7	14:24:37.356	1		14:25:49.646	14:24:29.113	44.724	35.809	176.7	14:25:49.646
2		2:04.217	37.496	48.168	38.553	227.3	14:26:41.573	2		1:53.417	30.835	46.594	35.988	254.7	14:27:43.063
3		1:55.798	32.889	44.002	38.907	247.1	14:28:37.371	3		1:47.739	30.578	41.024	36.137	256.5	14:29:30.802
4		1:54.629	32.776	43.957	37.896	248.2	14:30:32.000	4		1:57.010	32.274	41.261	43.475	257.7	14:31:27.812
5		1:54.391	32.662	43.829	37.900	248.2	14:32:26.391	5		1:51.288 P	30.916	41.113	39.259	255.3	14:33:19.100
6		2:02.258 P	33.797	44.815	43.646	247.7	14:34:28.649	6		4:30.221	3:13.763	41.314	35.144	180.9	14:37:49.321
7		3:38.773	2:16.047	44.699	38.027	164.8	14:38:07.422	7		4:47.404	30.613	41.028	35.463	257.1	14:39:36.425
8		1:56.165	33.243	44.231	38.691	247.1	14:40:03.587	8		1:47.038	30.690	41.160	35.188	252.9	14:41:23.463
9		1:54.431	33.005	43.718	37.708	247.1	14:41:58.018	9		2:04.069 P	30.547	42.558	50.964	255.3	14:43:27.532
10		2:13.652 P	35.314	46.040	52.298	247.7	14:44:11.670	10		8:20.124	7:04.343	40.831	34.950	177.6	14:51:47.656
11		6:38.700	5:16.564	44.360	37.776	169.2	14:50:50.370	11		1:57.880 P	31.023	41.284	45.573	257.1	14:53:45.536
12		1:53.637	32.576	44.155	36.906	248.2	14:52:44.007	12		7:43.527	6:27.370	41.029	35.128	179.1	15:01:29.063
13		2:01.066 P	32.185	44.501	44.380	249.4	14:54:45.073	13		1:45.236	30.246	40.304	34.686	255.3	15:03:14.299
14		6:12.187	4:42.702	48.928	40.557	112.0	15:00:57.260	14		1:45.146	30.173	40.339	34.634	257.7	15:04:59.445
15		1:56.461	34.091	44.421	37.949	243.7	15:02:53.721	15		1:47.757	30.106	41.212	36.439	257.7	15:06:47.202
16		1:54.159	32.955	43.836	37.368	247.7	15:04:47.880	16		2:03.707 P	30.316	40.809	52.582	257.7	15:08:50.909
17		1:53.526	32.619	43.629	37.278	247.7	15:06:41.406	17		7:42.340	6:25.753	41.310	35.277	179.7	15:16:33.249
18		2:07.744 P	32.315	43.649	51.780	249.4	15:08:49.150	18		1:46.569	30.518	40.719	35.332	255.3	15:18:19.818
19		7:05.750	5:44.497	43.825	37.428	169.5	15:15:54.900	19		1:52.223 P	30.332	40.940	40.951	257.1	15:20:12.041
20		1:53.062	32.531	43.275	37.256	247.1	15:17:47.962								
21		1:52.933	32.450	43.253	37.230	248.8	15:19:40.895								
22		1:53.526	32.451	43.265	37.810	249.4	15:21:34.421								
23		1:54.146	32.595	44.077	37.474	247.7	15:23:28.567								
24		2:12.742 P	33.894	45.851	52.997	248.2	15:25:41.309								





Circuit de Barcelona
International GT Open
Free Practice - 2
Lap Analysis



72

Nick Moss

McLaren 720 S GT3

87

Jim Pla

Mercedes AMG GT3 - 2020

PROAM

Joe Osborne

Inception Racing

PRO

Thomas Drouet

AKKA ASP

Lap	D	Time	Sector 1	Sector 2	Sector 3	T. Spd	Elapsed	Lap	D	Time	Sector 1	Sector 2	Sector 3	T. Spd	Elapsed
1		14:24:06.849	14:22:48.519	42.596	35.734	144.7	14:24:06.849	1		14:25:11.155	14:23:52.643	41.570	36.942	161.9	14:25:11.155
2		1:47.326	30.786	41.282	35.258	255.9	14:25:54.175	2		1:46.391	30.448	40.440	35.503	256.5	14:26:57.546
3		1:46.654	30.256	41.091	35.307	259.6	14:27:40.829	3		1:48.586	30.612	41.174	36.800	258.9	14:28:46.132
4		1:48.951	30.439	41.296	37.216	258.3	14:29:29.780	4		1:45.818	30.332	40.346	35.140	257.7	14:30:31.950
5		1:47.513	30.547	41.266	35.700	258.3	14:31:17.293	5		1:46.612	30.390	40.907	35.315	255.9	14:32:18.562
6		1:47.528	30.642	41.226	35.660	259.6	14:33:04.821	6		1:46.280	30.316	40.456	35.508	258.3	14:34:04.842
7		1:48.137	30.662	41.932	35.543	258.3	14:34:52.958	7		1:52.559 P	30.343	40.683	41.533	257.7	14:35:57.401
8		1:47.489	30.604	41.231	35.654	258.3	14:36:40.447	8		3:19.369	2:02.598	41.365	35.406	180.9	14:39:16.770
9		1:47.930	30.816	41.370	35.744	258.9	14:38:28.377	9		1:47.228	30.932	41.030	35.266	258.9	14:41:03.998
10		1:48.911	30.515	41.965	36.431	259.6	14:40:17.288	10		2:18.595 P	30.729	51.279	56.587	256.5	14:43:22.593
11		6:50.117 P	30.586	41.302	5:38.229	258.3	14:47:07.405	11		5:54.627	4:36.101	41.510	37.016	182.1	14:49:17.220
12		5:01.175	3:42.074	42.952	36.149	180.9	14:52:08.580	12		1:53.103	30.734	41.172	41.197	257.7	14:51:10.323
13		1:55.204 P	30.833	42.883	41.488	258.3	14:54:03.784	13		1:48.735	30.739	41.580	36.416	257.7	14:52:59.058
14		5:45.899	4:27.093	42.409	36.397	182.1	14:59:49.683	14		2:43.015 P	30.712	1:15.758	56.545	259.6	14:55:42.073
15		1:49.332	30.838	42.568	35.926	257.7	15:01:39.015	15		4:40.440	3:16.851	43.701	39.888	139.7	15:00:22.513
16		1:49.062	30.892	42.211	35.959	258.9	15:03:28.077	16		1:49.391	31.469	41.217	36.705	254.7	15:02:11.904
17		1:48.637	30.554	42.474	35.609	259.6	15:05:16.714	17		1:50.120	30.846	41.161	38.113	255.9	15:04:02.024
18		1:47.726	30.537	41.474	35.715	258.9	15:07:04.440	18		1:52.486 P	30.998	41.120	40.368	257.1	15:05:54.510
19		2:05.085 P	31.198	47.546	46.341	258.9	15:09:09.525	19		3:13.803 P	1:38.435	49.290	46.078	184.6	15:09:08.313
20		6:16.737 P	4:55.091	42.055	39.591	174.7	15:15:26.262	20		7:00.527 P	5:38.980	41.683	39.864	182.4	15:16:08.840
21		3:04.267 P	1:40.039	42.411	41.817	180.9	15:18:30.529	21		3:00.828 P	1:39.156	41.625	40.047	181.5	15:19:09.668
22		3:00.754 P	1:37.563	41.761	41.430	183.0	15:21:31.283	22		3:02.041 P	1:40.129	41.619	40.293	180.6	15:22:11.709

77

Al Faisal Al Zubair

Porsche 911 GT3-R II 2019

93

Daniel Diaz-Varela

Mercedes AMG GT3 - 2020

PRO

Andy Soucek

Lechner Racing

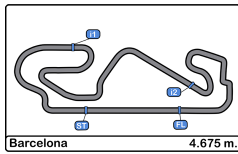
AM

Jaume Font

Baporo Motorsport

Lap	D	Time	Sector 1	Sector 2	Sector 3	T. Spd	Elapsed	Lap	D	Time	Sector 1	Sector 2	Sector 3	T. Spd	Elapsed
1		14:24:57.958	14:23:24.734	46.108	47.116	172.2	14:24:57.958	1		14:24:34.418	14:23:10.616	45.887	37.915	132.6	14:24:34.418
2		2:03.182	36.656	47.993	38.533	229.2	14:27:01.140	2		1:51.372	32.420	42.173	36.779	256.5	14:26:25.790
3		1:57.260	32.820	45.451	38.989	258.3	14:28:58.400	3		1:51.529	31.725	42.765	37.039	256.5	14:28:17.319
4		2:02.640 P	33.120	47.438	42.082	256.5	14:31:01.040	4		1:49.657	31.168	41.695	36.794	255.3	14:30:06.976
5		2:51.885	1:29.976	42.848	39.061	175.8	14:33:52.925	5		1:50.853	31.110	41.795	37.948	254.7	14:31:57.829
6		1:48.380	30.642	40.543	37.195	256.5	14:35:41.305	6		1:50.245	31.321	41.967	36.957	256.5	14:33:48.074
7		1:46.358	30.460	41.088	34.810	257.1	14:37:27.663	7		1:55.803 P	31.122	41.841	42.840	257.1	14:35:43.877
8		1:45.716	30.347	40.532	34.837	258.3	14:39:13.379	8		6:04.575	4:45.831	42.252	36.492	175.3	14:41:48.452
9		1:45.627	30.385	40.215	35.027	257.1	14:40:59.006	9		2:10.106 P	31.376	49.127	49.603	255.3	14:43:58.558
10		1:56.707 P	30.549	41.692	44.466	258.3	14:42:55.713	10		7:15.081	5:55.986	42.593	36.502	177.0	14:51:13.639
11		7:56.984	6:39.506	41.618	35.860	182.7	14:50:52.697	11		1:51.733	31.479	42.277	37.977	257.1	14:53:05.372
12		1:48.334	30.471	42.132	35.731	258.9	14:52:41.031	12		2:43.635 P	31.589	1:11.771	1:00.275	257.1	14:55:49.007
13		1:57.208 P	30.499	43.549	43.160	258.3	14:54:38.239	13		3:54.203	2:34.685	42.762	36.756	169.8	14:59:43.210
14		4:54.020	3:37.483	41.243	35.294	182.7	14:59:32.259	14		1:49.250	31.319	41.928	36.003	254.1	15:01:32.460
15		1:45.766	30.383	40.565	34.818	255.3	15:01:18.025	15		1:49.043	31.167	41.676	36.200	256.5	15:03:21.503
16		1:45.911	30.221	40.595	35.095	257.1	15:03:03.936	16		1:54.994 P	31.286	41.679	42.029	256.5	15:05:16.497
17		1:48.821	30.254	41.412	37.155	258.9	15:04:52.757	17		9:53.959	8:33.717	43.008	37.234	162.4	15:15:10.456
18		1:46.269	30.463	40.756	35.050	258.3	15:06:39.026	18		1:48.248	30.866	41.231	36.151	255.9	15:16:58.704
19		2:08.658 P	30.450	41.170	57.038	259.6	15:08:47.684	19		1:48.445	30.682	41.215	36.548	257.7	15:18:47.149
20		7:30.369	6:13.476	41.471	35.422	182.7	15:16:18.053	20		1:47.529	30.800	41.283	35.446	258.3	15:20:34.678
21		1:47.647	30.782	41.526	35.339	257.7	15:18:05.700	21		1:52.699	31.020	41.905	39.774	258.9	15:22:27.377
22		1:46.828	30.667	41.029	35.132	257.7	15:19:52.528	22		1:53.837 P	30.907	41.419	41.511	256.5	15:24:21.214
23		1:46.869	30.506	40.898	35.465	258.3	15:21:39.397								
24		1:47.166	30.815	41.087	35.264	258.3	15:23:26.563								
25		2:00.101 P	33.258	44.738	42.105	260.2	15:25:26.664								





Circuit de Barcelona
International GT Open
Free Practice - 2
Lap Analysis



97

Michael Dinan

Aston Martin GT3 AMR MY2019

777

Marcin Jedlinski

Mercedes AMG GT3 - 2020

PRO Robby Foley TF Sport PROAM Karol Basz Olimp Racing

Lap	D	Time	Sector 1	Sector 2	Sector 3	T. Spd	Elapsed	Lap	D	Time	Sector 1	Sector 2	Sector 3	T. Spd	Elapsed
1		14:25:01.209	14:23:21.556	57.690	41.963	175.6	14:25:01.209	1		14:24:10.811	14:22:52.258	42.344	36.209	151.0	14:24:10.811
2		2:07.717	38.287	50.755	38.675	224.0	14:27:08.926	2		1:47.711	30.845	41.219	35.647	258.9	14:25:58.522
3		2:08.769 P	37.375	47.597	43.797	133.8	14:29:17.695	3		1:47.584	31.134	41.176	35.274	260.2	14:27:46.106
4		6:29.508	5:00.160	48.265	41.083	176.4	14:35:47.203	4		1:49.214	30.787	41.103	37.324	258.9	14:29:35.320
5		1:49.600	30.782	40.841	37.977	252.3	14:37:36.803	5		1:49.241	30.581	41.623	37.037	258.3	14:31:24.561
6		1:46.025	30.465	40.707	34.853	255.3	14:39:22.828	6		1:47.433	30.594	41.317	35.522	257.7	14:33:11.994
7		1:45.640	30.291	40.527	34.822	257.1	14:41:08.468	7		1:53.311 P	30.678	41.268	41.365	258.3	14:35:05.305
8		2:15.784 P	30.382	48.100	57.302	258.3	14:43:24.252	8		2:57.578	1:38.765	41.916	36.897	183.6	14:38:02.883
9		6:49.449	5:31.525	41.728	36.196	180.3	14:50:13.701	9		1:47.337	30.760	41.158	35.419	257.1	14:39:50.220
10		1:48.175	31.301	41.126	35.748	257.7	14:52:01.876	10		1:52.446 P	31.378	41.433	39.635	258.9	14:41:42.666
11		1:53.212 P	30.432	40.855	41.925	258.3	14:53:55.088	11		9:23.868	8:01.857	43.639	38.372	179.1	14:51:06.534
12		6:05.872	4:48.234	41.531	36.107	181.2	15:00:00.960	12		1:55.678	31.228	43.688	40.762	254.7	14:53:02.212
13		1:48.366	30.930	41.389	36.047	261.5	15:01:49.326	13		2:42.655 P	30.979	1:13.308	58.368	257.1	14:55:44.867
14		1:48.343	30.574	42.089	35.680	259.6	15:03:37.669	14		4:47.638	3:28.577	42.551	36.510	176.1	15:00:32.505
15		1:47.202	30.659	41.010	35.533	258.9	15:05:24.871	15		1:50.636	30.965	41.575	38.096	256.5	15:02:23.141
16		1:47.115	30.436	40.859	35.820	260.2	15:07:11.986	16		1:50.346	31.947	42.328	36.071	256.5	15:04:13.487
17		1:59.011 P	30.866	43.337	44.808	258.9	15:09:10.997	17		1:48.394	30.889	41.648	35.857	256.5	15:06:01.881
18		6:13.938	4:55.660	41.880	36.398	180.6	15:15:24.935	18		1:57.176 P	30.871	42.043	44.262	257.1	15:07:59.057
19		1:48.950	31.057	41.810	36.083	260.2	15:17:13.885	19		7:20.308	6:00.057	42.726	37.525	176.4	15:15:19.365
20		1:48.869	30.882	41.736	36.251	260.2	15:19:02.754	20		2:12.068	31.417	1:00.941	39.710	255.9	15:17:31.433
21		1:47.911	30.784	41.123	36.004	258.9	15:20:50.665	21		1:50.040	31.042	42.512	36.486	257.7	15:19:21.473
22		1:47.981	30.703	41.182	36.096	260.2	15:22:38.646	22		1:48.477	30.971	41.810	35.696	256.5	15:21:09.950
23		1:58.171 P	31.192	43.416	43.563	258.9	15:24:36.817	23		1:55.532 P	31.620	42.061	41.851	260.2	15:23:05.482

215

August MacBeth

Mercedes AMG GT4

991

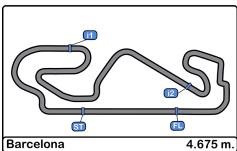
Dino Zamparelli

Porsche 911 GT3 Cup gen 2

CUPAM Albert Estragues NM Racing Team CUPPA Jan Klingelberg Valluga Racing

Lap	D	Time	Sector 1	Sector 2	Sector 3	T. Spd	Elapsed	Lap	D	Time	Sector 1	Sector 2	Sector 3	T. Spd	Elapsed
1		14:24:45.176	14:23:11.876	51.360	41.940	133.6	14:24:45.176	1		14:24:43.562	14:23:15.087	47.611	40.864	152.9	14:24:43.562
2		2:02.889	35.499	47.367	40.023	233.2	14:26:48.065	2		1:55.680	33.252	44.679	37.749	248.8	14:26:39.242
3		2:00.290	34.883	46.937	38.470	248.8	14:28:48.355	3		1:52.226	32.287	43.206	36.733	251.7	14:28:31.468
4		1:57.176	32.786	44.602	39.788	257.1	14:30:45.531	4		2:07.013 P	33.257	44.888	48.868	251.1	14:30:38.481
5		1:54.151	33.001	43.694	37.456	253.5	14:32:39.682	5		6:22.119	4:57.476	44.690	39.953	159.2	14:37:00.600
6		1:53.788	32.292	43.904	37.592	255.3	14:34:33.470	6		1:56.933	33.422	44.703	38.808	247.7	14:38:57.533
7		1:58.898 P	32.403	44.045	42.450	255.3	14:36:32.368	7		1:56.225	33.851	44.343	38.031	249.4	14:40:53.758
8		6:57.670 P	5:25.866	45.392	46.412	177.0	14:43:30.038	8		2:09.161 P	33.070	44.887	51.204	251.1	14:43:02.919
9		6:23.484	5:01.738	44.089	37.657	177.0	14:49:53.522	9		6:32.915	5:09.758	44.566	38.591	164.1	14:49:35.834
10		1:53.419	32.259	43.628	37.532	255.3	14:51:46.941	10		1:56.316	33.269	44.604	38.443	250.5	14:51:32.150
11		1:59.870 P	32.562	43.991	43.317	256.5	14:53:46.811	11		1:57.613	34.367	44.966	38.280	226.4	14:53:29.763
12		6:38.940	5:14.193	45.493	39.254	137.0	15:00:25.751	12		2:27.225 P	35.559	48.835	1:02.831	209.7	14:55:56.988
13		1:56.364	32.894	44.608	38.862	255.9	15:02:22.115	13		3:56.459	2:32.475	45.458	38.526	168.2	14:59:53.447
14		1:56.212	33.039	44.645	38.528	255.9	15:04:18.327	14		1:57.711	33.271	45.295	39.145	250.5	15:01:51.158
15		1:56.419	32.957	44.529	38.933	255.9	15:06:14.746	15		1:57.559	33.464	45.355	38.740	251.1	15:03:48.717
16		2:13.857 P	32.877	48.471	52.509	256.5	15:08:28.603	16		1:56.818	33.375	44.867	38.576	252.3	15:05:45.535
17		7:45.282	6:19.679	45.530	40.073	161.9	15:16:13.885	17		2:10.011 P	33.158	44.327	52.526	250.5	15:07:55.546
18		1:57.006	33.499	44.636	38.871	254.1	15:18:10.891	18		7:43.737	6:20.475	44.898	38.364	166.9	15:15:39.283
19		1:55.992	32.723	44.634	38.635	255.9	15:20:06.883	19		1:56.561	33.388	45.084	38.089	250.0	15:17:35.844
20		1:56.058	32.934	44.778	38.346	254.7	15:22:02.941	20		1:55.833	33.007	44.662	38.164	251.7	15:19:31.677
21		2:10.736 P	33.261	49.141	48.334	255.3	15:24:13.677	21		1:56.600	33.146	44.586	38.868	252.3	15:21:28.277
								22		1:56.561	33.266	44.626	38.669	251.7	15:23:24.838
								23		2:15.234 P	34.527	48.303	52.404	251.7	15:25:40.072



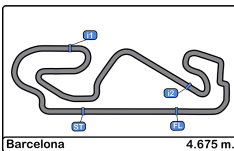


Circuito de Barcelona
International GT Open
Free Practice - 2
Best Sectors Results



Sector - 1				Sector - 2				Sector - 3				Ideal Lap vs Best Lap				
Clas	Nº	Driver	Time	Nº	Driver	Time	Nº	Driver	Time	Clas	Nº	Driver	Ideal Lap	Best Lap	Clas	
1	63	Beretta - Schandorff	30.106	77	Al Zubair - Soucek	40.215	47	Spinelli - Scholze	34.592	1	47	Spinelli - Scholze	1:45.035	1:45.221	2	
2	9	Kodric - Simioni	30.119	47	Spinelli - Scholze	40.259	63	Beretta - Schandorff	34.634	2	63	Beretta - Schandorff	1:45.044	1:45.146	1	
3	47	Spinelli - Scholze	30.184	63	Beretta - Schandorff	40.304	77	Al Zubair - Soucek	34.810	3	77	Al Zubair - Soucek	1:45.246	1:45.627	3	
4	77	Al Zubair - Soucek	30.221	87	Pla - Drouet	40.346	97	Dinan - Foley	34.822	4	9	Kodric - Simioni	1:45.600	1:45.820	7	
5	72	Moss - Osborne	30.256	9	Kodric - Simioni	40.372	7	Iribe - Millroy	35.052	5	97	Dinan - Foley	1:45.640	1:45.640	4	
6	97	Dinan - Foley	30.291	7	Iribe - Millroy	40.404	9	Kodric - Simioni	35.109	6	7	Iribe - Millroy	1:45.766	1:45.766	5	
7	7	Iribe - Millroy	30.310	97	Dinan - Foley	40.527	87	Pla - Drouet	35.140	7	87	Pla - Drouet	1:45.802	1:45.818	6	
8	87	Pla - Drouet	30.316	11	Reno Moller - Paverud	40.712	11	Reno Moller - Paverud	35.240	8	11	Reno Moller - Paverud	1:46.376	1:46.391	8	
9	11	Reno Moller - Paverud	30.424	17	Tweraser - Seyffert	40.835	72	Moss - Osborne	35.258	9	17	Tweraser - Seyffert	1:46.563	1:46.974	10	
10	19	Moulin - Nemoto	30.445	15	Hirsch - Schraml	41.036	777	Jedlinski - Basz	35.274	10	72	Moss - Osborne	1:46.605	1:46.654	9	
11	17	Tweraser - Seyffert	30.450	19	Moulin - Nemoto	41.052	17	Tweraser - Seyffert	35.278	11	19	Moulin - Nemoto	1:46.902	1:47.356	13	
12	15	Hirsch - Schraml	30.562	72	Moss - Osborne	41.091	19	Moulin - Nemoto	35.405	12	777	Jedlinski - Basz	1:46.958	1:47.337	12	
13	777	Jedlinski - Basz	30.581	777	Jedlinski - Basz	41.103	22	Balfe - Carroll	35.411	13	15	Hirsch - Schraml	1:47.024	1:47.244	11	
14	93	Diaz-Varela - Font	30.682	22	Balfe - Carroll	41.167	15	Hirsch - Schraml	35.426	14	22	Balfe - Carroll	1:47.269	1:47.527	14	
15	52	Sbirrazzuoli - Delacour	30.690	93	Diaz-Varela - Font	41.215	93	Diaz-Varela - Font	35.446	15	93	Diaz-Varela - Font	1:47.343	1:47.529	15	
16	22	Balfe - Carroll	30.691	52	Sbirrazzuoli - Delacour	41.249	52	Sbirrazzuoli - Delacour	35.533	16	52	Sbirrazzuoli - Delacour	1:47.472	1:47.639	16	
17	5	Jedlinski - Korzeniowski	30.725	5	Jedlinski - Korzeniowski	41.702	5	Jedlinski - Korzeniowski	36.014	17	5	Jedlinski - Korzeniowski	1:48.441	1:48.876	17	
18	26	Darmetko - Janosz	31.923	54	Jan Lauryszen	42.680	24	Blazek - Lisowski	36.206	18	24	Blazek - Lisowski	1:50.967	1:50.967	18	
19	24	Blazek - Lisowski	32.022	24	Blazek - Lisowski	42.739	54	Jan Lauryszen	36.326	19	54	Jan Lauryszen	1:51.082	1:51.243	19	
20	54	Jan Lauryszen	32.076	26	Darmetko - Janosz	42.748	991	Zamparelli - Klingelberg	36.733	20	26	Darmetko - Janosz	1:51.771	1:52.411	21	
21	53	Vandierendonck - Schouten	32.185	50	Teunkens - Schouten	43.159	50	Teunkens - Schouten	36.784	21	50	Teunkens - Schouten	1:52.221	1:52.617	22	
22	215	MacBeth - Estragues	32.259	991	Zamparelli - Klingelberg	43.206	53	Vandierendonck - Schouten	36.906	22	991	Zamparelli - Klingelberg	1:52.226	1:52.226	20	
23	50	Teunkens - Schouten	32.278	53	Vandierendonck - Schouten	43.253	26	Darmetko - Janosz	37.100	23	53	Vandierendonck - Schouten	1:52.344	1:52.933	23	
24	991	Zamparelli - Klingelberg	32.287	44	Pisani - Bozzoni	43.473	45	Speakerwas - Antoszewski	37.119	24	44	Pisani - Bozzoni	1:53.067	1:53.415	24	
25	32	Fernando Fortes	32.345	215	MacBeth - Estragues	43.628	44	Pisani - Bozzoni	37.167	25	215	MacBeth - Estragues	1:53.343	1:53.419	25	
26	44	Pisani - Bozzoni	32.427	45	Speakerwas - Antoszewski	43.655	215	MacBeth - Estragues	37.456	26	45	Speakerwas - Antoszewski	1:53.353	1:53.625	26	
27	45	Speakerwas - Antoszewski	32.579	32	Fernando Fortes	43.759	32	Fernando Fortes	37.595	27	32	Fernando Fortes	1:53.699	1:54.148	27	
28	27	Mauro - Aristot	33.171	27	Mauro - Aristot	45.071	27	Mauro - Aristot	38.729	28	27	Mauro - Aristot	1:56.971	1:57.606	28	



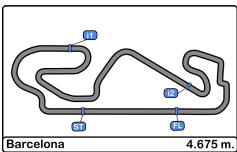


Circuito de Barcelona
International GT Open
Free Practice - 2
Best 5 Lap Times



Cl	N°	Entrant/Team	Nat	Driver 1	Nat	Driver 2	Nat	Vehicle	Cat	Cl	Best 1		Best 2		Best 3		Best 4		Best 5	
											Time	Lap	Time	Lap	Time	Lap	Time	Lap	Time	Lap
1	63	Vincenzo Sospiri Racing	ITA	Michele Beretta	ITA	Frederik Schandorff	DNK	Lamborghini Huracan GT3 EVO	PRO	1	1:45.146	14	1:45.236	13	1:46.569	18	1:47.038	8	1:47.739	3
2	47	AKM Motorsport	BHR	Loris Spinelli	ITA	Florian Scholze	DEU	Mercedes AMG GT3 - 2020	PROAM	1	1:45.221	4	1:45.307	3	1:45.392	2	1:45.808	9	1:46.351	8
3	77	Lechner Racing	AUT	Al Faisal Al Zubair	OMA	Andy Soucek	ESP	Porsche 911 GT3-R II 2019	PRO	2	1:45.627	9	1:45.716	8	1:45.766	15	1:45.911	16	1:46.269	18
4	97	TF Sport	GBR	Michael Dinan	USA	Robby Foley	USA	Aston Martin GT3 AMR MY2019	PRO	3	1:45.640	7	1:46.025	6	1:47.115	16	1:47.202	15	1:47.911	21
5	7	Inception Racing	GBR	Brendan Iribe	USA	Ollie Millroy	GBR	McLaren 720 S GT3	PROAM	2	1:45.766	13	1:46.882	17	1:47.040	4	1:47.068	18	1:47.237	8
6	87	AKKA ASP	FRA	Jim Pla	FRA	Thomas Drouet	FRA	Mercedes AMG GT3 - 2020	PRO	4	1:45.818	4	1:46.280	6	1:46.391	2	1:46.612	5	1:47.228	9
7	9	2 Seas Motorsport	BHR	Martin Kodric	HRV	Ethan Simioni	CAN	Mercedes AMG GT3 2020	PRO	5	1:45.820	15	1:45.862	14	1:46.118	22	1:46.186	20	1:46.403	3
8	11	Reno Racing	DNK	Jens Reno Moller	DNK	Marcus Paverud	NOR	Honda NSX GT3 Evo	PROAM	3	1:46.391	15	1:46.813	21	1:47.328	22	1:47.528	23	1:47.793	6
9	72	Inception Racing	GBR	Nick Moss	GBR	Joe Osborne	GBR	McLaren 720 S GT3	PROAM	4	1:46.654	3	1:47.326	2	1:47.489	8	1:47.513	5	1:47.528	6
10	17	HP Racing International	DEU	Gerhard Tweraser	AUT	Jan Seyffert	DEU	Lamborghini Huracan GT3 EVO	PROAM	5	1:46.974	7	1:47.090	3	1:47.134	25	1:47.211	23	1:47.247	8
11	15	Twin Busch by Equipe Vitesse	DEU	Mario Hirsch	DEU	Dominik Schraml	DEU	Mercedes AMG GT3 - 2020	PROAM	6	1:47.244	4	1:47.826	8	1:48.673	12	1:48.943	3	1:49.129	7
12	777	Olimp Racing	POL	Marcin Jedlinski	POL	Karol Basz	POL	Mercedes AMG GT3 - 2020	PROAM	7	1:47.337	9	1:47.584	3	1:47.711	2	1:48.394	17	1:48.477	22
13	19	Vincenzo Sospiri Racing	ITA	Baptiste Moulin	BEL	Yuki Nemoto	JPN	Lamborghini Huracan GT3 EVO	PRO	6	1:47.356	7	1:47.684	17	1:47.794	15	1:47.828	16	1:48.083	8
14	22	Balfe Motorsport	GBR	Shaun Balfe	GBR	Adam Carroll	GBR	Audi R8 GT3 LMS 2019	PROAM	8	1:47.527	7	1:47.551	9	1:49.204	8	1:49.669	4	1:50.012	3
15	93	Baporo Motorsport	ESP	Daniel Diaz-Varela	ESP	Jaume Font	ESP	Mercedes AMG GT3 - 2020	AM	1	1:47.529	20	1:48.248	18	1:48.445	19	1:49.043	15	1:49.250	14
16	52	AF Corse	ITA	Cedric Sbirrazzuoli	MCO	Hugo Delacour	FRA	Ferrari 488 GT3 MY2020	PROAM	9	1:47.639	10	1:48.016	7	1:48.468	21	1:48.997	20	1:49.291	9
17	5	Olimp Racing	POL	Stanislaw Jedlinski	POL	Krystian Korzeniowski	POL	Audi R8 GT3 LMS 2018	AM	2	1:48.876	17	1:48.932	12	1:49.746	16	1:51.241	13	1:56.694	18
18	24	A&P Racing Team PTT Tech Support	POL	Maciej Blazek	POL	Mateusz Lisowski	POL	Porsche 991 GT3 Cup gen 2	CUPPA	1	1:50.967	14	1:51.349	16	1:51.594	11	1:51.873	17	1:52.044	10
19	54	Q1 by EMG Motorsport	BEL	Jan Laurysen	BEL		BEL	Porsche 992 GT3 Cup	CUPPA	2	1:51.243	18	1:51.437	16	1:51.782	4	1:52.054	3	1:52.228	5
20	991	Valluga Racing	GBR	Dino Zamparelli	GBR	Jan Klingelberg	CHE	Porsche 911 GT3 Cup gen 2	CUPPA	3	1:52.226	3	1:55.680	2	1:55.833	20	1:56.225	7	1:56.316	10
21	26	Q1 by EMG Motorsport	BEL	Maciej Darmetko	POL	Artur Janosz	POL	Porsche 911 GT3 Cup gen 2	CUPPA	4	1:52.411	14	1:52.761	5	1:53.536	6	1:53.906	11	1:53.907	3
22	50	Q1 by EMG Motorsport	BEL	Filip Teunkens	BEL	Bas Schouten	IND	Porsche 992 GT3 Cup	CUPPA	5	1:52.617	19	1:52.678	24	1:52.784	25	1:53.016	18	1:53.157	13
23	53	Q1 by EMG Motorsport	BEL	Nicolas Vandierendonck	BEL	Dirk Schouten	IND	Porsche 992 GT3 Cup	CUPPA	6	1:52.933	21	1:53.062	20	1:53.526	17	1:53.526	22	1:53.637	12
24	44	CAME Racing Team	ITA	Eugenio Pisani	ITA	Stefano Bozzoni	ITA	Porsche 911 GT3 Cup gen 1	CUPPA	7	1:53.415	4	1:53.553	5	1:53.643	10	1:53.713	11	1:53.783	12
25	215	NM Racing Team	ESP	August MacBeth	CHE	Albert Estragues	ESP	Mercedes AMG GT4	CUPAM	1	1:53.419	10	1:53.788	6	1:54.151	5	1:55.992	19	1:56.058	20
26	45	CAME Racing Team	ITA	Mark Speakerwas	ITA	Jan Antoszewski	POL	Porsche 911 GT3 Cup gen 1	CUPPA	8	1:53.625	6	1:53.934	7	1:54.810	14	1:55.012	8	1:56.308	4
27	32	Three Sixty Racing Team	AND	Fernando Fortes	BRA		BRA	Porsche 911 GT3 Cup gen 2	CUPAM	2	1:54.148	4	1:54.602	12	1:54.776	18	1:54.873	3	1:54.959	13
28	27	Three Sixty Racing Team	AND	Marcio Mauro	BRA	Oscar Aristot	AND	Porsche 911 GT3 Cup gen 2	CUPAM	3	1:57.606	21	1:57.744	22	1:58.185	6	1:58.533	16	1:58.965	5





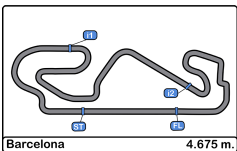
Circuito de Barcelona
International GT Open
Free Practice - 2
Best 5 Top Speeds



Top 1 Top 2 Top 3 Top 4 Top 5

Cl	Nº	Entrant/Team	Nat	Driver 1	Nat	Driver 2	Nat	Vehicle	Cat	Cl	Km/h	Lap	Km/h	Lap	Km/h	Lap	Km/h	Lap	Km/h	Lap	Avg
1	11	Reno Racing	DNK	Jens Reno Moller	DNK	Marcus Paverud	NOR	Honda NSX GT3 Evo	PROAM	1	262.7	13	262.1	16	262.1	20	262.1	22	262.1	23	262.2
2	47	AKM Motorsport	SMR	Loris Spinelli	ITA	Florian Scholze	DEU	Mercedes AMG GT3 - 2020	PROAM	2	262.7	9	258.3	13	258.3	14	258.3	19	257.7	2	259.1
3	5	Olimp Racing	POL	Stanislaw Jedlinski	POL	Krystian Korzeniowski	POL	Audi R8 GT3 LMS 2018	AM	1	261.5	14	260.8	17	260.2	12	260.2	13	258.9	16	260.3
4	7	Inception Racing	GBR	Brendan Iribe	USA	Ollie Millroy	GBR	McLaren 720 S GT3	PROAM	3	261.5	9	261.5	18	260.8	5	260.8	6	260.8	8	261.1
5	17	HP Racing International	DEU	Gerhard Tweraser	AUT	Jan Seyffert	DEU	Lamborghini Huracan GT3 EVO	PROAM	4	261.5	8	260.2	18	259.6	2	259.6	26	258.9	3	259.9
6	97	TF Sport	GBR	Michael Dinan	USA	Robby Foley	USA	Aston Martin GT3 AMR MY2019	PRO	1	261.5	13	260.2	16	260.2	19	260.2	20	260.2	22	260.4
7	77	Lechner Racing	AUT	Al Faisal Al Zubair	OWN	Andy Soucek	ESP	Porsche 911 GT3-R II 2019	PRO	2	260.2	25	259.6	19	258.9	12	258.9	17	258.3	3	259.2
8	777	Olimp Racing	POL	Marcin Jedlinski	POL	Karol Basz	POL	Mercedes AMG GT3 - 2020	PROAM	5	260.2	3	260.2	23	258.9	2	258.9	4	258.9	10	259.4
9	9	2 Seas Motorsport	BHR	Martin Kodric	HRV	Ethan Simioni	CAN	Mercedes AMG GT3 2020	PRO	3	259.6	3	259.6	16	258.9	15	258.3	17	258.3	21	258.9
10	15	Twin Busch by Equipe Vitesse	DEU	Mario Hirsch	DEU	Dominik Schraml	DEU	Mercedes AMG GT3 - 2020	PROAM	6	259.6	13	258.3	12	257.7	11	257.7	15	257.1	4	258.1
11	22	Balfe Motorsport	GBR	Shaun Balfe	GBR	Adam Carroll	GBR	Audi R8 GT3 LMS 2019	PROAM	7	259.6	10	258.9	5	258.9	8	257.7	7	257.1	3	258.5
12	72	Inception Racing	GBR	Nick Moss	GBR	Joe Osborne	GBR	McLaren 720 S GT3	PROAM	8	259.6	3	259.6	6	259.6	10	259.6	17	258.9	9	259.4
13	87	AKKA ASP	FRA	Jim Pla	FRA	Thomas Drouet	FRA	Mercedes AMG GT3 - 2020	PRO	4	259.6	14	258.9	3	258.9	9	258.3	6	257.7	4	258.7
14	19	Vincenzo Sospiri Racing	ITA	Baptiste Moulin	BEL	Yuki Nemoto	JPN	Lamborghini Huracan GT3 EVO	PRO	5	258.9	3	258.9	16	258.3	9	258.3	17	257.7	8	258.4
15	93	Baporo Motorsport	ESP	Daniel Diaz-Varela	ESP	Jaume Font	ESP	Mercedes AMG GT3 - 2020	AM	2	258.9	21	258.3	20	257.7	19	257.1	7	257.1	11	257.8
16	52	AF Corse	ITA	Cedric Sbirrazuoli	MCO	Hugo Delacour	FRA	Ferrari 488 GT3 MY2020	PROAM	9	258.3	8	258.3	9	258.3	20	257.7	6	257.7	11	258.1
17	63	Vincenzo Sospiri Racing	ITA	Michele Beretta	ITA	Frederik Schandorff	DNK	Lamborghini Huracan GT3 EVO	PRO	6	257.7	4	257.7	14	257.7	15	257.7	16	257.1	7	257.6
18	215	NM Racing Team	ESP	August MacBeth	CHE	Albert Estragues	ESP	Mercedes AMG GT4	CUPAM	1	257.1	4	256.5	11	256.5	16	255.9	13	255.9	14	256.4
19	24	A&P Racing Team PTT Tech Support	POL	Maciej Blazek	POL	Mateusz Lisowski	POL	Porsche 991 GT3 Cup gen 2	CUPPA	1	253.5	16	252.3	14	252.3	17	251.7	15	251.7	18	252.3
20	26	Q1 by EMG Motorsport	BEL	Maciej Darmetko	POL	Artur Janosz	POL	Porsche 911 GT3 Cup gen 2	CUPPA	2	252.9	15	252.3	14	251.7	12	250.5	3	250.5	5	251.6
21	45	CAME Racing Team	ITA	Mark Speakerwas	ITA	Jan Antoszewski	POL	Porsche 911 GT3 Cup gen 1	CUPPA	3	252.3	12	250.5	11	250.5	19	249.4	5	249.4	15	250.4
22	991	Valluga Racing	GBR	Dino Zamparelli	GBR	Jan Klingelberg	CHE	Porsche 911 GT3 Cup gen 2	CUPPA	4	252.3	16	252.3	21	251.7	3	251.7	20	251.7	22	251.9
23	44	CAME Racing Team	ITA	Eugenio Pisani	ITA	Stefano Bozzoni	ITA	Porsche 911 GT3 Cup gen 1	CUPPA	5	251.1	18	249.4	11	249.4	12	249.4	13	249.4	14	249.7
24	32	Three Sixty Racing Team	AND	Fernando Fortes	BRA			Porsche 911 GT3 Cup gen 2	CUPAM	2	250.5	17	249.4	16	248.8	9	248.8	12	248.8	13	249.3
25	50	Q1 by EMG Motorsport	BEL	Filip Teunkens	BEL	Bas Schouten	NLD	Porsche 992 GT3 Cup	CUPPA	6	250.5	18	250.0	19	249.4	20	249.4	25	248.8	14	249.6
26	53	Q1 by EMG Motorsport	BEL	Nicolas Vandierendonck	BEL	Dirk Schouten	NLD	Porsche 992 GT3 Cup	CUPPA	7	249.4	13	249.4	18	249.4	22	248.8	21	248.2	4	249.0
27	54	Q1 by EMG Motorsport	BEL	Jan Laurysen	BEL			Porsche 992 GT3 Cup	CUPPA	8	249.4	3	249.4	4	249.4	18	249.4	20	248.8	11	249.3
28	27	Three Sixty Racing Team	AND	Marcio Mauro	BRA	Oscar Aristot	AND	Porsche 911 GT3 Cup gen 2	CUPAM	3	248.2	17	247.7	16	247.7	22	247.1	18	247.1	20	247.5



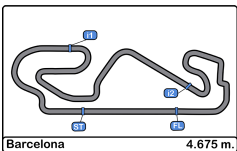


Circuito de Barcelona
International GT Open
Free Practice - 2
Fastest Laps Sequence



Lap	Time of Day	Session Time	Nº	Entrant/Team	Nat	Driver 1	Nat	Driver 2	Nat	Vehicle	Cat	Time	Km/h
2	14:25:54.175	3:54.175	72	Inception Racing	GBR	Nick Moss	GBR	Joe Osborne	GBR	McLaren 720 S GT3	PROAM	1:47.326	156.8
2	14:26:57.546	4:57.546	87	AKKA ASP	FRA	Jim Pla	FRA	Thomas Drouet	FRA	Mercedes AMG GT3 - 2020	PRO	1:46.391	158.1
2	14:27:38.398	5:38.398	47	AKM Motorsport	SMR	Loris Spinelli	ITA	Florian Scholze	DEU	Mercedes AMG GT3 - 2020	PROAM	1:45.392	159.6
3	14:29:23.705	7:23.705	47	AKM Motorsport	SMR	Loris Spinelli	ITA	Florian Scholze	DEU	Mercedes AMG GT3 - 2020	PROAM	1:45.307	159.8
4	14:31:08.926	9:08.926	47	AKM Motorsport	SMR	Loris Spinelli	ITA	Florian Scholze	DEU	Mercedes AMG GT3 - 2020	PROAM	1:45.221	159.9
14	15:04:59.445	42:59.445	63	Vincenzo Sospiri Racing	ITA	Michele Beretta	ITA	Frederik Schandorff	DNK	Lamborghini Huracan GT3 EVO	PRO	1:45.146	160.0





Circuito de Barcelona

International GT Open

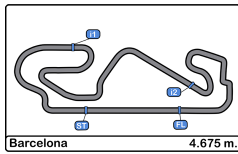
Free Practice - 2

Event Best Maximum Speed



Nº	Entrant/Team	Nat	Driver 1	Nat	Driver 2	Nat	Vehicle	Cat	Km/h	Session
22	Balfe Motorsport	GBR	Shaun Balfe	GBR	Adam Carroll	GBR	Audi R8 GT3 LMS 2019	PROAM	264.0	Private test - 2
47	AKM Motorsport	SMR	Loris Spinelli	ITA	Florian Scholze	DEU	Mercedes AMG GT3 - 2020	PROAM	262.7	Free Practice - 2
11	Reno Racing	DNK	Jens Reno Moller	DNK	Marcus Paverud	NOR	Honda NSX GT3 Evo	PROAM	262.7	Free Practice - 2
52	AF Corse	ITA	Cedric Sbirrazzuoli	ITA	Hugo Delacour	FRA	Ferrari 488 GT3 MY2020	PROAM	262.1	Free Practice - 1
7	Inception Racing	GBR	Brendan Iribe	USA	Ollie Millroy	GBR	McLaren 720 S GT3	PROAM	262.1	Free Practice - 1
5	Olimp Racing	POL	Stanislaw Jedlinski	POL	Krystian Korzeniowski	POL	Audi R8 GT3 LMS 2018	AM	262.1	Free Practice - 1
72	Inception Racing	GBR	Nick Moss	GBR	Joe Osborne	GBR	McLaren 720 S GT3	PROAM	261.5	Free Practice - 1
9	2 Seas Motorsport	BHR	Martin Kodric	HRV	Ethan Simioni	CAN	Mercedes AMG GT3 2020	PRO	261.5	Free Practice - 1
17	HP Racing International	DEU	Gerhard Tweraser	AUT	Jan Seyffert	DEU	Lamborghini Huracan GT3 EVO	PROAM	261.5	Free Practice - 2
97	TF Sport	GBR	Michael Dinan	USA	Robby Foley	USA	Aston Martin GT3 AMR MY2019	PRO	261.5	Free Practice - 2
77	Lechner Racing	AUT	Al Faisal Al Zubair	QAT	Andy Soucek	ESP	Porsche 911 GT3-R II 2019	PRO	260.8	Free Practice - 1
87	AKKA ASP	FRA	Jim Pla	FRA	Thomas Drouet	FRA	Mercedes AMG GT3 - 2020	PRO	260.2	Free Practice - 1
777	Olimp Racing	POL	Marcin Jedlinski	POL	Karol Basz	POL	Mercedes AMG GT3 - 2020	PROAM	260.2	Free Practice - 2
215	NM Racing Team	ESP	August MacBeth	CHE	Albert Estragues	ESP	Mercedes AMG GT4	CUPAM	259.6	Private test - 2
15	Twin Busch by Equipe Vitesse	DEU	Mario Hirsch	DEU	Dominik Schraml	DEU	Mercedes AMG GT3 - 2020	PROAM	259.6	Free Practice - 2
63	Vincenzo Sospiri Racing	ITA	Michele Beretta	ITA	Frederik Schandorff	DNK	Lamborghini Huracan GT3 EVO	PRO	258.9	Free Practice - 1
19	Vincenzo Sospiri Racing	ITA	Baptiste Moulin	BEL	Yuki Nemoto	JPN	Lamborghini Huracan GT3 EVO	PRO	258.9	Free Practice - 2
93	Baporo Motorsport	ESP	Daniel Diaz-Varela	ESP	Jaume Font	ESP	Mercedes AMG GT3 - 2020	AM	258.9	Free Practice - 2
51	AF Corse	ITA	Oswaldo Negri	USA	Jay Schreiber	USA	Ferrari 488 GT3 MY2020	AM	258.3	Private test - 2
24	A&P Racing Team PTT Tech Support	POL	Maciej Blazek	POL	Mateusz Lisowski	POL	Porsche 991 GT3 Cup gen 2	CUPPA	253.5	Free Practice - 2
26	Q1 by EMG Motorsport	BEL	Maciej Darmetko	POL	Artur Janosz	POL	Porsche 911 GT3 Cup gen 2	CUPPA	252.9	Free Practice - 2
45	CAME Racing Team	ITA	Mark Speakerwas	ITA	Jan Antoszewski	POL	Porsche 911 GT3 Cup gen 1	CUPPA	252.3	Free Practice - 2
991	Valluga Racing	GBR	Dino Zamparelli	GBR	Jan Klingenberg	CHE	Porsche 911 GT3 Cup gen 2	CUPPA	252.3	Free Practice - 2
44	CAME Racing Team	ITA	Eugenio Pisani	ITA	Stefano Bozzoni	ITA	Porsche 911 GT3 Cup gen 1	CUPPA	251.1	Free Practice - 2
50	Q1 by EMG Motorsport	BEL	Filip Teunkens	BEL	Bas Schouten	NLD	Porsche 992 GT3 Cup	CUPPA	250.5	Free Practice - 2
32	Three Sixty Racing Team	AND	Fernando Fortes	BRA			Porsche 911 GT3 Cup gen 2	CUPAM	250.5	Free Practice - 2
54	Q1 by EMG Motorsport	BEL	Jan Laurysse	BEL			Porsche 992 GT3 Cup	CUPPA	249.4	Free Practice - 2
53	Q1 by EMG Motorsport	BEL	Nicolas Vandierendonck	BEL	Dirk Schouten	NLD	Porsche 992 GT3 Cup	CUPPA	249.4	Free Practice - 2
27	Three Sixty Racing Team	AND	Marcio Mauro	BRA	Oscar Aristot	AND	Porsche 911 GT3 Cup gen 2	CUPAM	248.2	Free Practice - 2





Circuit de Barcelona
International GT Open
Free Practice - 2
Pit Stop Analysis



5 Stanislaw Jedlinski Audi R8 GT3 LMS 2018
 AM Krystian Korzeniowski Olimp Racing

Nº	In Day Time	In Time	Out Time	Pit Time	T. Pit Time	Handicap	Diff.
1	14:39:10.293	14:39:10.293	14:48:32.294	9:22.001	9:22.001		
2	14:56:55.425	14:56:55.425	15:01:19.170	4:23.745	13:45.746		
3	15:08:49.399	15:08:49.399	15:16:52.819	8:03.420	21:49.166		

7 Brendan Iribe McLaren 720 S GT3
 PROAM Ollie Millroy Inception Racing

Nº	In Day Time	In Time	Out Time	Pit Time	T. Pit Time	Handicap	Diff.
1	14:40:23.358	14:40:23.358	14:41:47.270	1:23.912	1:23.912		
2	14:43:52.244	14:43:52.244	14:48:21.768	4:29.524	5:53.436		
3	14:53:45.841	14:53:45.841	14:57:25.379	3:39.538	9:32.974		
4	15:06:20.536	15:06:20.536	15:13:17.221	6:56.685	16:29.659		

9 Martin Kodric Mercedes AMG GT3 2020
 PRO Ethan Simioni 2 Seas Motorsport

Nº	In Day Time	In Time	Out Time	Pit Time	T. Pit Time	Handicap	Diff.
1	14:32:00.503	14:32:00.503	14:33:32.827	1:32.324	1:32.324		
2	14:35:21.744	14:35:21.744	14:36:31.130	1:09.386	2:41.710		
3	14:38:23.495	14:38:23.495	14:39:36.335	1:12.840	3:54.550		
4	14:43:28.869	14:43:28.869	14:50:26.024	6:57.155	10:51.705		
5	14:54:04.413	14:54:04.413	14:58:18.196	4:13.783	15:05.488		
6	15:09:11.646	15:09:11.646	15:14:50.883	5:39.237	20:44.725		

11 Jens Reno Moller Honda NSX GT3 Evo
 PROAM Marcus Paverud Reno Racing

Nº	In Day Time	In Time	Out Time	Pit Time	T. Pit Time	Handicap	Diff.
1	14:35:37.474	14:35:37.474	14:36:53.790	1:16.316	1:16.316		
2	14:42:36.567	14:42:36.567	14:48:52.197	6:15.630	7:31.946		
3	14:54:26.268	14:54:26.268	14:58:14.765	3:48.497	11:20.443		
4	15:05:46.514	15:05:46.514	15:07:07.425	1:20.911	12:41.354		
5	15:09:07.850	15:09:07.850	15:13:32.331	4:24.481	17:05.835		

15 Mario Hirsch Mercedes AMG GT3 - 2020
 PROAM Dominik Schraml Twin Busch by Equipe Vitesse

Nº	In Day Time	In Time	Out Time	Pit Time	T. Pit Time	Handicap	Diff.
1	14:32:13.391	14:32:13.391	14:34:43.362	2:29.971	2:29.971		
2	14:41:57.953	14:41:57.953	14:47:19.883	5:21.930	7:51.901		
3	14:54:44.623	14:54:44.623	15:00:48.457	6:03.834	13:55.735		
4	15:04:26.109	15:04:26.109	15:06:51.786	2:25.677	16:21.412		
5	15:08:59.905	15:08:59.905	15:13:28.084	4:28.179	20:49.591		

17 Gerhard Tweraser Lamborghini Huracan GT3 EVO
 PROAM Jan Seyffert HP Racing International

Nº	In Day Time	In Time	Out Time	Pit Time	T. Pit Time	Handicap	Diff.
1	14:29:42.814	14:29:42.814	14:31:19.794	1:36.980	1:36.980		
2	14:42:13.192	14:42:13.192	14:47:23.205	5:10.013	6:46.993		
3	14:55:25.293	14:55:25.293	14:57:27.465	2:02.172	8:49.165		
4	15:08:41.666	15:08:41.666	15:13:30.241	4:48.575	13:37.740		

19 Baptiste Moulin Lamborghini Huracan GT3 EVO
 PRO Yuki Nemoto Vincenzo Sospiri Racing

Nº	In Day Time	In Time	Out Time	Pit Time	T. Pit Time	Handicap	Diff.
1	14:32:20.989	14:32:20.989	14:33:36.574	1:15.585	1:15.585		
2	14:40:47.572	14:40:47.572	14:51:24.031	10:36.459	11:52.044		
3	14:55:48.673	14:55:48.673	15:04:03.755	8:15.082	20:07.126		
4	15:07:53.504	15:07:53.504	15:14:55.246	7:01.742	27:08.868		

22 Shaun Balfe Audi R8 GT3 LMS 2019
 PROAM Adam Carroll Balfe Motorsport

Nº	In Day Time	In Time	Out Time	Pit Time	T. Pit Time	Handicap	Diff.
1	14:33:26.738	14:33:26.738	14:34:37.999	1:11.261	1:11.261		
2	14:43:57.504	14:43:57.504	14:47:54.607	3:57.103	5:08.364		
3	14:49:44.876	14:49:44.876	14:50:55.157	1:10.281	6:18.645		

24 Maciej Blazek Porsche 991 GT3 Cup gen 2
 CUPPA Mateusz Lisowski A&P Racing Team PTT Tech Support

Nº	In Day Time	In Time	Out Time	Pit Time	T. Pit Time	Handicap	Diff.
1	14:43:51.207	14:43:51.207	14:47:44.880	3:53.673	3:53.673		
2	14:55:51.404	14:55:51.404	14:58:03.313	2:11.909	6:05.582		
3	15:09:18.655	15:09:18.655	15:13:31.464	4:12.809	10:18.391		
4	15:15:26.447	15:15:26.447	15:17:17.617	1:51.170	12:09.561		
5	15:19:10.769	15:19:10.769	15:20:29.982	1:19.213	13:28.774		

26 Maciej Darmetko Porsche 911 GT3 Cup gen 2
 CUPPA Artur Janosz Q1 by EMG Motorsport

Nº	In Day Time	In Time	Out Time	Pit Time	T. Pit Time	Handicap	Diff.
1	14:35:36.367	14:35:36.367	14:38:53.258	3:16.891	3:16.891		
2	14:42:51.882	14:42:51.882	14:48:37.362	5:45.480	9:02.371		
3	14:54:33.191	14:54:33.191	14:58:06.502	3:33.311	12:35.682		
4	15:03:49.250	15:03:49.250	15:06:11.770	2:22.520	14:58.202		
5	15:08:19.335	15:08:19.335	15:13:21.338	5:02.003	20:00.205		

27 Marcio Mauro Porsche 911 GT3 Cup gen 2
 CUPAM Oscar Aristot Three Sixty Racing Team

Nº	In Day Time	In Time	Out Time	Pit Time	T. Pit Time	Handicap	Diff.
1	14:29:04.586	14:29:04.586	14:30:26.814	1:22.228	1:22.228		
2	14:42:35.039	14:42:35.039	14:48:08.022	5:32.983	6:55.211		
3	14:54:22.370	14:54:22.370	14:57:41.103	3:18.733	10:13.944		
4	15:09:43.804	15:09:43.804	15:15:22.413	5:38.609	15:52.553		

32 Fernando Fortes Porsche 911 GT3 Cup gen 2
 CUPAM Three Sixty Racing Team

Nº	In Day Time	In Time	Out Time	Pit Time	T. Pit Time	Handicap	Diff.
1	14:33:25.351	14:33:25.351	14:38:33.252	5:07.901	5:07.901		
2	14:42:37.292	14:42:37.292	14:49:42.076	7:04.784	12:12.685		
3	14:55:54.667	14:55:54.667	15:01:02.836	5:08.169	17:20.854		
4	15:08:55.630	15:08:55.630	15:14:57.372	6:01.742	23:22.596		

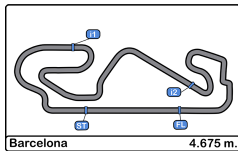
44 Eugenio Pisani Porsche 911 GT3 Cup gen 1
 CUPPA Stefano Bozzoni CAME Racing Team

Nº	In Day Time	In Time	Out Time	Pit Time	T. Pit Time	Handicap	Diff.
1	14:34:30.419	14:34:30.419	14:50:47.874	16:17.455	16:17.455		
2	14:55:02.719	14:55:02.719	14:57:00.938	1:58.219	18:15.674		
3	15:13:21.962	15:13:21.962	15:16:08.942	2:46.980	21:02.654		

45 Mark Speakerwas Porsche 911 GT3 Cup gen 1
 CUPPA Jan Antoszewski CAME Racing Team

Nº	In Day Time	In Time	Out Time	Pit Time	T. Pit Time	Handicap	Diff.
1	14:26:21.065	14:26:21.065	14:27:32.780	1:11.715	1:11.715		
2	14:41:00.966	14:41:00.966	14:48:40.322	7:39.356	8:51.071		
3	14:54:34.339	14:54:34.339	14:57:10.357	2:36.018	11:27.089		
4	15:02:57.117	15:02:57.117	15:05:27.353	2:30.236	13:57.325		
5	15:07:46.908	15:07:46.908	15:13:19.212	5:32.304	19:29.629		





Circuit de Barcelona
International GT Open
Free Practice - 2
Pit Stop Analysis



47 Loris Spinelli Mercedes AMG GT3 - 2020
 PROAM Florian Scholze AKM Motorsport

Nº	In Day Time	In Time	Out Time	Pit Time	T. Pit Time	Handicap	Diff.
1	14:32:56.148	14:32:56.148	14:41:51.896	8:55.748	8:55.748		
2	14:43:59.400	14:43:59.400	14:47:03.708	3:04.308	12:00.056		
3	14:54:23.642	14:54:23.642	14:59:20.815	4:57.173	16:57.229		
4	15:08:43.317	15:08:43.317	15:13:23.419	4:40.102	21:37.331		

50 Filip Teunkens Porsche 992 GT3 Cup
 CUPPA Bas Schouten Q1 by EMG Motorsport

Nº	In Day Time	In Time	Out Time	Pit Time	T. Pit Time	Handicap	Diff.
1	14:43:35.811	14:43:35.811	14:47:12.665	3:36.854	3:36.854		
2	14:55:26.860	14:55:26.860	14:58:06.973	2:40.113	6:16.967		
3	15:09:42.064	15:09:42.064	15:14:02.169	4:20.105	10:37.072		

52 Cedric Sbirrazzuoli Ferrari 488 GT3 MY2020
 PROAM Hugo Delacour AF Corse

Nº	In Day Time	In Time	Out Time	Pit Time	T. Pit Time	Handicap	Diff.
1	14:28:29.529	14:28:29.529	14:29:27.604	58.075	58.075		
2	14:44:11.470	14:44:11.470	14:58:36.056	14:24.586	15:22.661		
3	15:08:09.383	15:08:09.383	15:14:51.820	6:42.437	22:05.098		

53 Nicolas Vandierendonck Porsche 992 GT3 Cup
 CUPPA Dirk Schouten Q1 by EMG Motorsport

Nº	In Day Time	In Time	Out Time	Pit Time	T. Pit Time	Handicap	Diff.
1	14:34:26.167	14:34:26.167	14:36:09.227	1:43.060	1:43.060		
2	14:44:08.963	14:44:08.963	14:48:54.941	4:45.978	6:29.038		
3	14:54:42.598	14:54:42.598	14:58:45.644	4:03.046	10:32.084		
4	15:08:46.239	15:08:46.239	15:14:00.296	5:14.057	15:46.141		

54 Jan Laurysen Porsche 992 GT3 Cup
 CUPPA Q1 by EMG Motorsport

Nº	In Day Time	In Time	Out Time	Pit Time	T. Pit Time	Handicap	Diff.
1	14:43:23.220	14:43:23.220	14:48:34.303	5:11.083	5:11.083		
2	14:54:27.974	14:54:27.974	14:57:52.436	3:24.462	8:35.545		

63 Michele Beretta Lamborghini Huracan GT3 EVO
 PRO Frederik Schandorff Vincenzo Sospiri Racing

Nº	In Day Time	In Time	Out Time	Pit Time	T. Pit Time	Handicap	Diff.
1	14:33:16.655	14:33:16.655	14:36:02.416	2:45.761	2:45.761		
2	14:43:24.696	14:43:24.696	14:50:01.038	6:36.342	9:22.103		
3	14:53:42.998	14:53:42.998	14:59:42.774	5:59.776	15:21.879		
4	15:08:47.799	15:08:47.799	15:14:45.903	5:58.104	21:19.983		

72 Nick Moss McLaren 720 S GT3
 PROAM Joe Osborne Inception Racing

Nº	In Day Time	In Time	Out Time	Pit Time	T. Pit Time	Handicap	Diff.
1	14:47:04.982	14:47:04.982	14:50:18.116	3:13.134	3:13.134		
2	14:54:01.333	14:54:01.333	14:58:00.503	3:59.170	7:12.304		
3	15:09:07.019	15:09:07.019	15:13:33.447	4:26.428	11:38.732		
4	15:15:23.826	15:15:23.826	15:16:34.182	1:10.356	12:49.088		
5	15:18:28.065	15:18:28.065	15:19:37.675	1:09.610	13:58.698		

77 Al Faisal Al Zubair Porsche 911 GT3-R II 2019
 PRO Andy Soucek Lechner Racing

Nº	In Day Time	In Time	Out Time	Pit Time	T. Pit Time	Handicap	Diff.
1	14:30:58.604	14:30:58.604	14:31:59.533	1:00.929	1:00.929		
2	14:42:53.109	14:42:53.109	14:49:04.278	6:11.169	7:12.098		
3	14:54:35.828	14:54:35.828	14:57:44.981	3:09.153	10:21.251		
4	15:08:44.726	15:08:44.726	15:14:30.697	5:45.971	16:07.222		

87 Jim Pla Mercedes AMG GT3 - 2020
 PRO Thomas Drouet AKKA ASP

Nº	In Day Time	In Time	Out Time	Pit Time	T. Pit Time	Handicap	Diff.
1	14:35:54.949	14:35:54.949	14:37:28.508	1:33.559	1:33.559		
2	14:43:20.155	14:43:20.155	14:47:28.066	4:07.911	5:41.470		
3	14:55:39.627	14:55:39.627	14:58:24.683	2:45.056	8:26.526		
4	15:05:52.064	15:05:52.064	15:07:02.094	1:10.030	9:36.556		
5	15:09:05.687	15:09:05.687	15:14:16.301	5:10.614	14:47.170		
6	15:16:06.380	15:16:06.380	15:17:16.653	1:10.273	15:57.443		
7	15:19:07.218	15:19:07.218	15:20:17.615	1:10.397	17:07.840		

93 Daniel Diaz-Varela Mercedes AMG GT3 - 2020
 AM Jaime Font Baporo Motorsport

Nº	In Day Time	In Time	Out Time	Pit Time	T. Pit Time	Handicap	Diff.
1	14:35:41.346	14:35:41.346	14:39:57.479	4:16.133	4:16.133		
2	14:43:55.866	14:43:55.866	14:49:23.009	5:27.143	9:43.276		
3	14:55:46.252	14:55:46.252	14:57:50.939	2:04.687	11:47.963		
4	15:05:14.070	15:05:14.070	15:13:15.224	8:01.154	19:49.117		

97 Michael Dinan Aston Martin GT3 AMR MY2019
 PRO Robby Foley TF Sport

Nº	In Day Time	In Time	Out Time	Pit Time	T. Pit Time	Handicap	Diff.
1	14:29:15.290	14:29:15.290	14:33:46.055	4:30.765	4:30.765		
2	14:43:21.720	14:43:21.720	14:48:24.934	5:03.214	9:33.979		
3	14:53:52.690	14:53:52.690	14:58:12.616	4:19.926	13:53.905		
4	15:09:08.599	15:09:08.599	15:13:35.811	4:27.212	18:21.117		

215 August MacBeth Mercedes AMG GT4
 CUPAM Albert Estragues NM Racing Team

Nº	In Day Time	In Time	Out Time	Pit Time	T. Pit Time	Handicap	Diff.
1	14:36:29.863	14:36:29.863	14:41:26.434	4:56.571	4:56.571		
2	14:43:27.488	14:43:27.488	14:47:59.889	4:32.401	9:28.972		
3	14:53:44.336	14:53:44.336	14:58:23.032	4:38.696	14:07.668		
4	15:08:26.195	15:08:26.195	15:14:11.579	5:45.384	19:53.052		

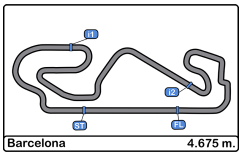
777 Marcin Jedlinski Mercedes AMG GT3 - 2020
 PROAM Karol Basz Olimp Racing

Nº	In Day Time	In Time	Out Time	Pit Time	T. Pit Time	Handicap	Diff.
1	14:35:02.840	14:35:02.840	14:36:13.397	1:10.557	1:10.557		
2	14:41:40.206	14:41:40.206	14:49:10.909	7:30.703	8:41.260		
3	14:55:42.378	14:55:42.378	14:58:41.315	2:58.937	11:40.197		
4	15:07:55.836	15:07:55.836	15:13:27.151	5:31.315	17:11.512		

991 Dino Zamparelli Porsche 911 GT3 Cup gen 2
 CUPPA Jan Klingenberg Valluga Racing

Nº	In Day Time	In Time	Out Time	Pit Time	T. Pit Time	Handicap	Diff.
1	14:30:34.640	14:30:34.640	14:35:00.938	4:26.298	4:26.298		
2	14:42:59.355	14:42:59.355	14:47:37.778	4:38.423	9:04.721		
3	14:55:53.698	14:55:53.698	14:57:55.390	2:01.692	11:06.413		
4	15:07:52.170	15:07:52.170	15:13:41.606	5:49.436	16:55.849		

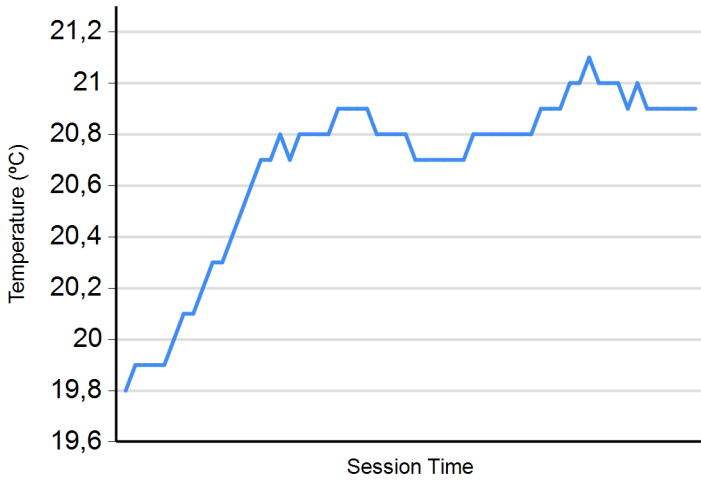




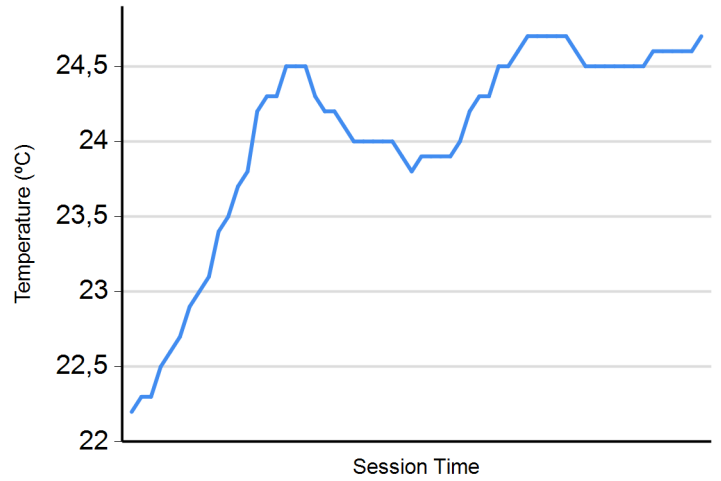
Circuit de Barcelona
International GT Open
Free Practice - 2
Weather Report



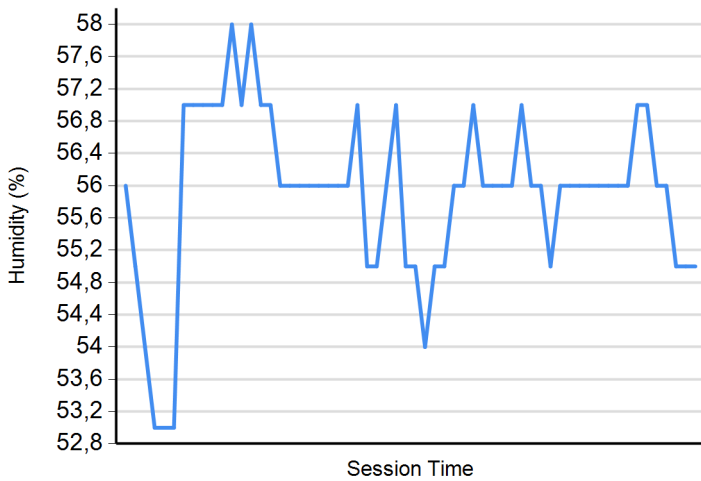
Air Temperature



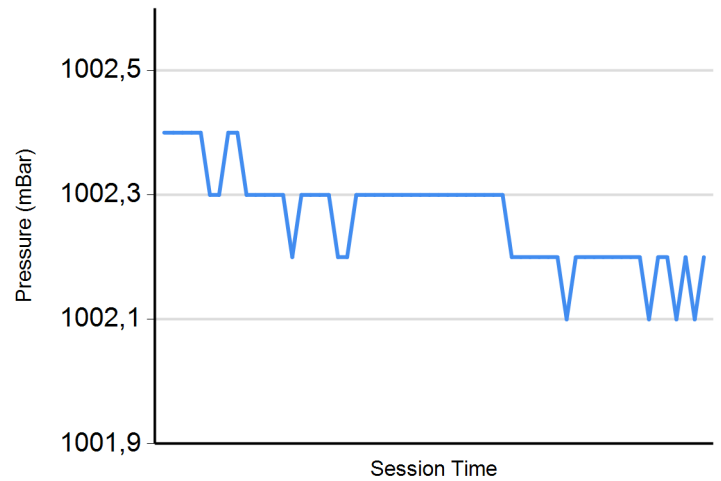
Track Temperature



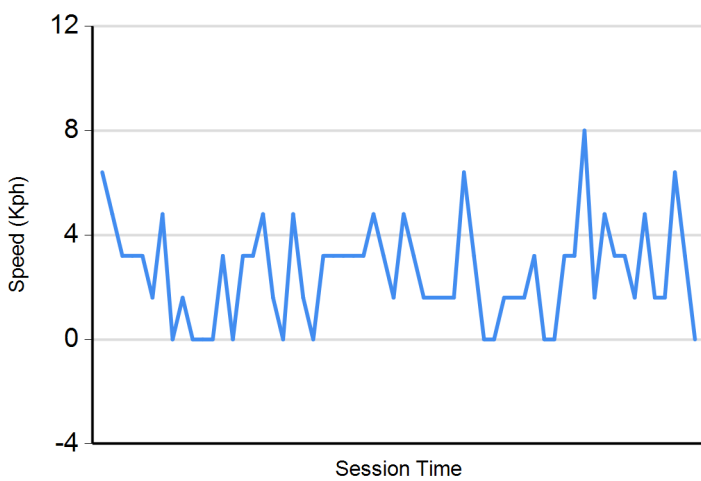
Humidity



Pressure

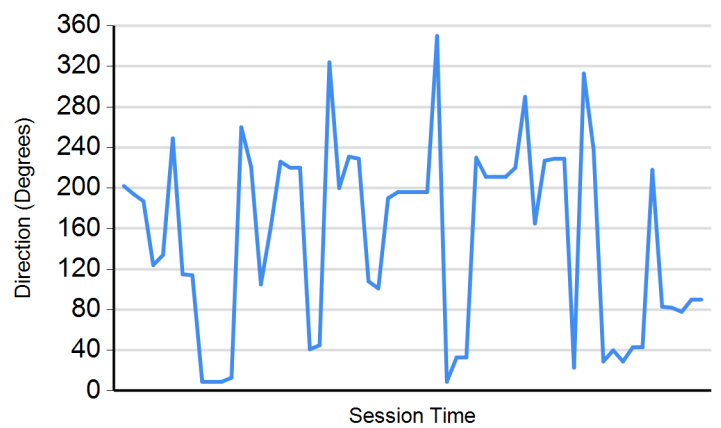


Wind Speed



Wind direction

North = 0°/360° Est = 90° South = 180° West = 270°



**Circuito de Barcelona
International GT Open
Free Practice - 1 - 2
Combined Results**

CAR 777 TIME 14:33:11.994 DELETED TRACK LIMITS AT T 9

CAR 63 TIME 14:39:36.425 DELETED TRACK LIMITS AT T 9

Published at:.....

Stewards:	Race Director:	Timekeeper: Luis Angel García Nuñez JOB/I-0020-ESP
------------------	-----------------------	--

