

Circuito de Barcelona
International GT Open
Free Practice - 3 Bronze
Provisional Results



Cls	Nº	Entrant/Team	Nat	Driver 1	Nat	Driver 2	Nat	Vehicle	Cat	Cls	Laps	Best	Time	Gap	Interval	Km/h
1	72	Inception Racing	GBR	Nick Moss	GBR	Joe Osborne	GBR	McLaren 720 S GT3	PROAM	1	17	2	1:46.005			158.7
2	7	Inception Racing	GBR	Brendan Iribe	USA	Ollie Millroy	GBR	McLaren 720 S GT3	PROAM	2	16	3	1:46.402	0.397	0.397	158.1
3	17	HP Racing International	DEU	Gerhard Tweraser	AUT	Jan Seyffert	DEU	Lamborghini Huracan GT3 EVO	PROAM	3	17	16	1:46.783	0.778	0.381	157.6
4	11	Reno Racing	DNK	Jens Reno Moller	DNK	Marcus Paverud	NOR	Honda NSX GT3 Evo	PROAM	4	11	10	1:46.791	0.786	0.008	157.5
5	22	Balfe Motorsport	GBR	Shaun Balfe	GBR	Adam Carroll	GBR	Audi R8 GT3 LMS 2019	PROAM	5	15	14	1:46.797	0.792	0.006	157.5
6	5	Olimp Racing	POL	Stanislaw Jedlinski	POL	Krystian Korzeniowski	POL	Audi R8 GT3 LMS 2018	AM	1	14	13	1:46.801	0.796	0.004	157.5
7	52	AF Corse	ITA	Cedric Sbirrazzuoli	MCO	Hugo Delacour	FRA	Ferrari 488 GT3 MY2020	PROAM	6	17	4	1:47.181	1.176	0.380	157.0
8	777	Olimp Racing	POL	Marcin Jedlinski	POL	Karol Basz	POL	Mercedes AMG GT3 - 2020	PROAM	7	16	15	1:47.245	1.240	0.064	156.9
9	47	AKM Motorsport	ITA	Loris Spinelli	ITA	Florian Scholze	DEU	Mercedes AMG GT3 - 2020	PROAM	8	8	2	1:47.727	1.722	0.482	156.2
10	93	Baporo Motorsport	ESP	Daniel Diaz-Varela	ESP	Jaume Font	ESP	Mercedes AMG GT3 - 2020	AM	2	16	11	1:47.896	1.891	0.169	155.9
11	15	Twin Busch by Equipe Vitesse	DEU	Mario Hirsch	DEU	Dominik Schraml	DEU	Mercedes AMG GT3 - 2020	PROAM	9	14	13	1:49.613	3.608	1.717	153.5
12	54	Q1 by EMG Motorsport	BEL	Jan Laurysen	BEL			Porsche 992 GT3 Cup	CUPPA	1	15	12	1:50.980	4.975	1.367	151.6
13	215	NM Racing Team	ESP	August MacBeth	CHE	Albert Estragues	ESP	Mercedes AMG GT4	CUPAM	1	14	4	1:51.708	5.703	0.728	150.6
14	53	Q1 by EMG Motorsport	BEL	Nicolas Vandierendonck	BEL	Dirk Schouten	NLD	Porsche 992 GT3 Cup	CUPPA	2	16	15	1:51.802	5.797	0.094	150.5
15	50	Q1 by EMG Motorsport	BEL	Filip Teunkens	BEL	Bas Schouten	NLD	Porsche 992 GT3 Cup	CUPPA	3	9	8	1:53.066	7.061	1.264	148.8
16	32	Three Sixty Racing Team	BRA	Fernando Fortes	BRA			Porsche 911 GT3 Cup gen 2	CUPAM	2	11	10	1:54.296	8.291	1.230	147.2
17	26	Q1 by EMG Motorsport	BEL	Maciej Darmetko	POL	Artur Janosz	POL	Porsche 911 GT3 Cup gen 2	CUPPA	4	8	7	1:54.317	8.312	0.021	147.2
18	991	Valluga Racing	GBR	Dino Zamparelli	GBR	Jan Klingelberg	CHE	Porsche 911 GT3 Cup gen 2	CUPPA	5	15	12	1:54.500	8.495	0.183	146.9
19	45	CAME Racing Team	ITA	Mark Speakerwas	ITA	Jan Antoszewski	POL	Porsche 911 GT3 Cup gen 1	CUPPA	6	14	5	1:57.473	11.468	2.973	143.2
20	27	Three Sixty Racing Team	BRA	Marcio Mauro	BRA	Oscar Aristot	AND	Porsche 911 GT3 Cup gen 2	CUPAM	3	15	11	1:58.041	12.036	0.568	142.5
21	44	CAME Racing Team	ITA	Eugenio Pisani	ITA	Stefano Bozzoni	ITA	Porsche 911 GT3 Cup gen 1	CUPPA	7	10	7	2:00.666	14.661	2.625	139.4

*** PENALTIES**

CAR 777 TIME 1:49.624 DELETED TRACK LIMITS AT T 15 + FOLOWING LAP

CAR 45 TIME 2:00.664 DELETED TRACK LIMITS AT T 9

CAR 17 TIME 1:46.095 DELETED TRACK LIMITS AT T 9

CAR 7 TIME 1:46.776 DELETED TRACK LIMITS AT T 15 AND FOLOWING LAP

CAR 17 TIME 1:46.251 DELETED TRACK LIMITS AT T 15 AND FOLOWING LAP

CAR 7 TIME 13:58.746 DELETED TRACK LIMITS AT T 9

CAR 7 TIME 1:48.867 DELETED TRACK LIMITS AT T 9

CAR 777 TIME 1:46.973 DELETED TRACK LIMITS AT T 9

CAR 777 TIME 1:47.991 DELETED TRACK LIMITS AT T 9

Published at:.....

Track Temp: 20.4 °C Air Temp: 18.6 °C Humidity: 70 % Track Status: DRY

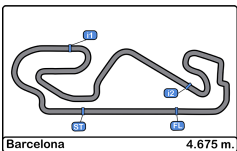
Stewards:

Race Director:

Timekeeper: Luis Angel Garcia Nuñez

JOB/I-0020-ESP





Circuito de Barcelona
International GT Open
Free Practice - 3 Bronze
Provisional Results by Category



Cls	Nº	Entrant/Team	Nat	Driver 1	Nat	Driver 2	Nat	Vehicle	Cat	Cls	Laps	Best	Time	Gap	Interval	Km/h
PROAM																
1	72	Inception Racing	GBR	Nick Moss	GBR	Joe Osborne	GBR	McLaren 720 S GT3	PROAM	1	17	2	1:46.005			158.7
2	7	Inception Racing	GBR	Brendan Iribe	USA	Ollie Millroy	GBR	McLaren 720 S GT3	PROAM	2	16	3	1:46.402	0.397	0.397	158.1
3	17	HP Racing International	DEU	Gerhard Tweraser	AUT	Jan Seyffert	DEU	Lamborghini Huracan GT3 EVO	PROAM	3	17	16	1:46.783	0.778	0.381	157.6
4	11	Reno Racing	DNK	Jens Reno Moller	DNK	Marcus Paverud	NOR	Honda NSX GT3 Evo	PROAM	4	11	10	1:46.791	0.786	0.008	157.5
5	22	Balfe Motorsport	GBR	Shaun Balfe	GBR	Adam Carroll	GBR	Audi R8 GT3 LMS 2019	PROAM	5	15	14	1:46.797	0.792	0.006	157.5
6	52	AF Corse	ITA	Cedric Sbirrazzuoli	MCO	Hugo Delacour	FRA	Ferrari 488 GT3 MY2020	PROAM	6	17	4	1:47.181	1.176	0.384	157.0
7	777	Olimp Racing	POL	Marcin Jedlinski	POL	Karol Basz	POL	Mercedes AMG GT3 - 2020	PROAM	7	16	15	1:47.245	1.240	0.064	156.9
8	47	AKM Motorsport	ITA	Loris Spinelli	ITA	Florian Scholze	DEU	Mercedes AMG GT3 - 2020	PROAM	8	8	2	1:47.727	1.722	0.482	156.2
9	15	Twin Busch by Equipe Vitesse	DEU	Mario Hirsch	DEU	Dominik Schraml	DEU	Mercedes AMG GT3 - 2020	PROAM	9	14	13	1:49.613	3.608	1.886	153.5
AM																
1	5	Olimp Racing	POL	Stanislaw Jedlinski	POL	Krystian Korzeniowski	POL	Audi R8 GT3 LMS 2018	AM	1	14	13	1:46.801			157.5
2	93	Baporo Motorsport	ESP	Daniel Diaz-Varela	ESP	Jaume Font	ESP	Mercedes AMG GT3 - 2020	AM	2	16	11	1:47.896	1.095	1.095	155.9
CUPPA																
1	54	Q1 by EMG Motorsport	BEL	Jan Laurysen	BEL			Porsche 992 GT3 Cup	CUPPA	1	15	12	1:50.980			151.6
2	53	Q1 by EMG Motorsport	BEL	Nicolas Vandierendonck	BEL	Dirk Schouten	NLD	Porsche 992 GT3 Cup	CUPPA	2	16	15	1:51.802	0.822	0.822	150.5
3	50	Q1 by EMG Motorsport	BEL	Filip Teunkens	BEL	Bas Schouten	NLD	Porsche 992 GT3 Cup	CUPPA	3	9	8	1:53.066	2.086	1.264	148.8
4	26	Q1 by EMG Motorsport	BEL	Maciej Darmetko	POL	Artur Janosz	POL	Porsche 911 GT3 Cup gen 2	CUPPA	4	8	7	1:54.317	3.337	1.251	147.2
5	991	Valluga Racing	GBR	Dino Zamparelli	GBR	Jan Klingelberg	CHE	Porsche 911 GT3 Cup gen 2	CUPPA	5	15	12	1:54.500	3.520	0.183	146.9
6	45	CAME Racing Team	ITA	Mark Speakerwas	ITA	Jan Antoszewski	POL	Porsche 911 GT3 Cup gen 1	CUPPA	6	14	5	1:57.473	6.493	2.973	143.2
7	44	CAME Racing Team	ITA	Eugenio Pisani	ITA	Stefano Bozzoni	ITA	Porsche 911 GT3 Cup gen 1	CUPPA	7	10	7	2:00.666	9.686	3.193	139.4
CUPAM																
1	215	NM Racing Team	ESP	August MacBeth	CHE	Albert Estragues	ESP	Mercedes AMG GT4	CUPAM	1	14	4	1:51.708			150.6
2	32	Three Sixty Racing Team	AND	Fernando Fortes	BRA			Porsche 911 GT3 Cup gen 2	CUPAM	2	11	10	1:54.296	2.588	2.588	147.2
3	27	Three Sixty Racing Team	AND	Marcio Mauro	BRA	Oscar Aristot	AND	Porsche 911 GT3 Cup gen 2	CUPAM	3	15	11	1:58.041	6.333	3.745	142.5

*** PENALTIES**

CAR 777 TIME 1:49.624 DELETED TRACK LIMITS AT T 15 + FOLOWING LAP

CAR 45 TIME 2:00.664 DELETED TRACK LIMITS AT T 9

CAR 17 TIME 1:46.095 DELETED TRACK LIMITS AT T 9

CAR 7 TIME 1:46.776 DELETED TRACK LIMITS AT T 15 AND FOLOWING LAP

CAR 17 TIME 1:46.251 DELETED TRACK LIMITS AT T 15 AND FOLOWING LAP

Published at:.....

Track Temp: 20.4 °C Air Temp: 18.6 °C Humidity: 70 % Track Status: DRY

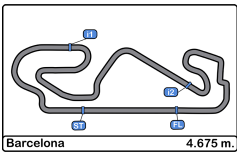
Stewards:

Race Director:

Timekeeper: Lujs Angel Garcia Nuñez

JOB/I-0020-ESP





Circuit de Barcelona
International GT Open
Free Practice - 3 Bronze
Provisional Results by Category



Barcelona 4.675 m.

CAR 7 TIME 13:58.746 DELETED TRACK LIMITS AT T 9

CAR 7 TIME 1:48.867 DELETED TRACK LIMITS AT T 9

CAR 777 TIME 1:46.973 DELETED TRACK LIMITS AT T 9

CAR 777 TIME 1:47.991 DELETED TRACK LIMITS AT T 9

Published at:.....

Track Temp: 20.4 °C Air Temp: 18.6 °C Humidity: 70 % Track Status: DRY

Stewards:

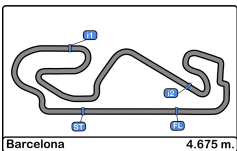
Race Director:

Timekeeper:

Luís Angel García Nuñez

JOB/I-0020-ESP





Circuito de Barcelona
International GT Open
Free Practice - 3 Bronze
Provisional Results by Class



Cls	Nº	Entrant/Team	Nat	Driver 1	Nat	Driver 2	Nat	Vehicle	Cat	Cls	Laps	Best	Time	Gap	Interval	Km/h
International GT Open																
1	72	Inception Racing	GBR	Nick Moss	GBR	Joe Osborne	GBR	McLaren 720 S GT3	PROAM	1	17	2	1:46.005			158.7
2	7	Inception Racing	GBR	Brendan Iribe	USA	Ollie Millroy	GBR	McLaren 720 S GT3	PROAM	2	16	3	1:46.402	0.397	0.397	158.1
3	17	HP Racing International	DEU	Gerhard Tweraser	AUT	Jan Seyffert	DEU	Lamborghini Huracan GT3 EVO	PROAM	3	17	16	1:46.783	0.778	0.381	157.6
4	11	Reno Racing	DNK	Jens Reno Moller	DNK	Marcus Paverud	NOR	Honda NSX GT3 Evo	PROAM	4	11	10	1:46.791	0.786	0.008	157.5
5	22	Balfe Motorsport	GBR	Shaun Balfe	GBR	Adam Carroll	GBR	Audi R8 GT3 LMS 2019	PROAM	5	15	14	1:46.797	0.792	0.006	157.5
6	5	Olimp Racing	POL	Stanislaw Jedlinski	POL	Krystian Korzeniowski	POL	Audi R8 GT3 LMS 2018	AM	1	14	13	1:46.801	0.796	0.004	157.5
7	52	AF Corse	ITA	Cedric Sbirrazzuoli	MCO	Hugo Delacour	FRA	Ferrari 488 GT3 MY2020	PROAM	6	17	4	1:47.181	1.176	0.380	157.0
8	777	Olimp Racing	POL	Marcin Jedlinski	POL	Karol Basz	POL	Mercedes AMG GT3 - 2020	PROAM	7	16	15	1:47.245	1.240	0.064	156.9
9	47	AKM Motorsport	SMR	Loris Spinelli	ITA	Florian Scholze	DEU	Mercedes AMG GT3 - 2020	PROAM	8	8	2	1:47.727	1.722	0.482	156.2
10	93	Baporo Motorsport	ESP	Daniel Diaz-Varela	ESP	Jaume Font	ESP	Mercedes AMG GT3 - 2020	AM	2	16	11	1:47.896	1.891	0.169	155.9
11	15	Twin Busch by Equipe Vitesse	DEU	Mario Hirsch	DEU	Dominik Schraml	DEU	Mercedes AMG GT3 - 2020	PROAM	9	14	13	1:49.613	3.608	1.717	153.5

GT Open Cup Europe																
1	54	Q1 by EMG Motorsport	BEL	Jan Laurysen	BEL			Porsche 992 GT3 Cup	CUPPA	1	15	12	1:50.980			151.6
2	215	NM Racing Team	ESP	August MacBeth	CHE	Albert Estragues	ESP	Mercedes AMG GT4	CUPAM	1	14	4	1:51.708	0.728	0.728	150.6
3	53	Q1 by EMG Motorsport	BEL	Nicolas Vandierendonck	BEL	Dirk Schouten	NLD	Porsche 992 GT3 Cup	CUPPA	2	16	15	1:51.802	0.822	0.094	150.5
4	50	Q1 by EMG Motorsport	BEL	Filip Teunkens	BEL	Bas Schouten	NLD	Porsche 992 GT3 Cup	CUPPA	3	9	8	1:53.066	2.086	1.264	148.8
5	32	Three Sixty Racing Team	AND	Fernando Fortes	BRA			Porsche 911 GT3 Cup gen 2	CUPAM	2	11	10	1:54.296	3.316	1.230	147.2
6	26	Q1 by EMG Motorsport	BEL	Maciej Darmetko	POL	Artur Janosz	POL	Porsche 911 GT3 Cup gen 2	CUPPA	4	8	7	1:54.317	3.337	0.021	147.2
7	991	Valluga Racing	GBR	Dino Zamparelli	CHE	Jan Klingenberg	CHE	Porsche 911 GT3 Cup gen 2	CUPPA	5	15	12	1:54.500	3.520	0.183	146.9
8	45	CAME Racing Team	ITA	Mark Speakerwas	ITA	Jan Antoszewski	POL	Porsche 911 GT3 Cup gen 1	CUPPA	6	14	5	1:57.473	6.493	2.973	143.2
9	27	Three Sixty Racing Team	AND	Marcio Mauro	BRA	Oscar Aristot	AND	Porsche 911 GT3 Cup gen 2	CUPAM	3	15	11	1:58.041	7.061	0.568	142.5
10	44	CAME Racing Team	ITA	Eugenio Pisani	ITA	Stefano Bozzoni	ITA	Porsche 911 GT3 Cup gen 1	CUPPA	7	10	7	2:00.666	9.686	2.625	139.4

*** PENALTIES**

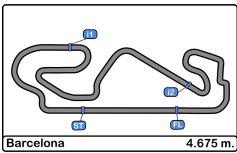
- CAR 777 TIME 1:49.624 DELETED TRACK LIMITS AT T 15 + FOLOWING LAP
- CAR 45 TIME 2:00.664 DELETED TRACK LIMITS AT T 9
- CAR 17 TIME 1:46.095 DELETED TRACK LIMITS AT T 9
- CAR 7 TIME 1:46.776 DELETED TRACK LIMITS AT T 15 AND FOLOWING LAP
- CAR 17 TIME 1:46.251 DELETED TRACK LIMITS AT T 15 AND FOLOWING LAP
- CAR 7 TIME 13:58.746 DELETED TRACK LIMITS AT T 9
- CAR 7 TIME 1:48.867 DELETED TRACK LIMITS AT T 9
- CAR 777 TIME 1:46.973 DELETED TRACK LIMITS AT T 9

Published at:.....

Track Temp: **20.4 °C** Air Temp: **18.6 °C** Humidity: **70 %** Track Status: **DRY**

Stewards:	Race Director:	Timekeeper: Luis Angel Garcia Nunez JOB/I-0020-ESP
------------------	-----------------------	--------------------------------------------------------------





Circuit de Barcelona
International GT Open
Free Practice - 3 Bronze
Provisional Results by Class



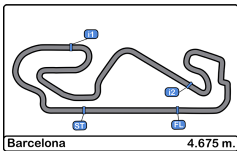
Barcelona 4.675 m.
 CAR 777 TIME 1:47.991 DELETED TRACK LIMITS AT T 9

Published at:.....

Track Temp: **20.4 °C** Air Temp: **18.6 °C** Humidity: **70 %** Track Status: **DRY**

Stewards:	Race Director:	Timekeeper:  Luis Angel Garcia Nuñez JOB/I-0020-ESP
------------------	-----------------------	----------------------------------------------------------------------------------------------------------------------------------------------------





Circuit de Barcelona
 International GT Open
 Free Practice - 3 Bronze
 Lap Analysis



26 Maciej Darmetko Porsche 911 GT3 Cup gen 2

CUPPA Artur Janosz Q1 by EMG Motorsport

Lap D	Time	Sector 1	Sector 2	Sector 3	T. Spd	Elapsed
1	17:18:20.620	17:16:51.777	49.237	39.606	161.1	17:18:20.620
2	1:58.988	34.800	45.491	38.697	247.1	17:20:19.608
3	1:55.552	32.910	44.368	38.274	248.8	17:22:15.160
4	1:54.683	33.116	43.857	37.710	248.2	17:24:09.843
5	1:55.742	32.811	44.057	38.874	251.1	17:26:05.585
6	1:54.787	32.926	44.137	37.724	249.4	17:28:00.372
7	1:54.317	32.631	43.747	37.939	250.0	17:29:54.689
8	1:55.010	32.895	44.014	38.101	250.5	17:31:49.699
9		33.184			250.0	

27 Marcio Mauro Porsche 911 GT3 Cup gen 2

CUPAM Oscar Aristot Three Sixty Racing Team

Lap D	Time	Sector 1	Sector 2	Sector 3	T. Spd	Elapsed
1	17:19:14.482	17:17:40.341	51.595	42.546	143.0	17:19:14.482
2	2:02.845	35.458	46.788	40.599	242.6	17:21:17.327
3	2:01.107	34.775	46.152	40.180	244.3	17:23:18.434
4	2:00.371	34.200	46.441	39.730	246.0	17:25:18.805
5	2:02.734	34.788	47.435	40.511	246.0	17:27:21.539
6	2:00.026	34.016	45.724	40.286	246.5	17:29:21.565
7	1:58.713	34.194	45.492	39.027	245.4	17:31:20.278
8	2:08.577 P	34.322	45.206	49.049	248.2	17:33:28.855
9	13:49.967	12:21.712	48.868	39.387	143.6	17:47:18.822
10	1:59.635	34.002	46.120	39.513	248.8	17:49:18.457
11	1:58.041	34.028	45.343	38.670	248.2	17:51:16.498
12	1:58.362	33.559	46.232	38.571	248.8	17:53:14.860
13	1:59.081	34.162	45.475	39.444	247.7	17:55:13.941
14	1:58.122	33.502	45.169	39.451	249.4	17:57:12.063
15	2:07.102 P	33.395	44.887	48.820	248.2	17:59:19.165

32 Fernando Fortes Porsche 911 GT3 Cup gen 2

CUPAM Three Sixty Racing Team

Lap D	Time	Sector 1	Sector 2	Sector 3	T. Spd	Elapsed
1	17:23:00.997	17:21:28.207	52.126	40.664	138.9	17:23:00.997
2	2:05.414	37.846	48.191	39.377	193.5	17:25:06.411
3	1:59.900	33.212	44.284	42.404	247.1	17:27:06.311
4	1:58.712	32.971	44.231	41.510	248.2	17:29:05.023
5	1:59.376	36.020	44.982	38.374	248.8	17:31:04.399
6	1:54.998	32.792	44.300	37.906	250.0	17:32:59.397
7	2:52.194 P	39.755	1:13.200	59.239	222.2	17:35:51.591
8	11:25.213	10:02.144	44.824	38.245	162.1	17:47:16.804
9	1:55.352	32.798	44.145	38.409	248.8	17:49:12.156
10	1:54.296	32.630	43.804	37.862	248.8	17:51:06.452
11	2:05.301 P	34.806	45.251	45.244	250.5	17:53:11.753

44 Eugenio Pisani Porsche 911 GT3 Cup gen 1

CUPPA Stefano Bozzoni CAME Racing Team

Lap D	Time	Sector 1	Sector 2	Sector 3	T. Spd	Elapsed
1	17:26:08.540	17:24:32.613	49.814	46.113	152.3	17:26:08.540
2	2:03.196	35.194	47.660	40.342	241.6	17:28:11.736
3	2:02.126	34.627	46.881	40.618	241.6	17:30:13.862
4	2:01.253	35.146	46.436	39.671	243.7	17:32:15.115
5	2:18.270 P	34.409	50.873	52.988	244.8	17:34:33.385
6	12:25.592	10:59.348	46.576	39.668	94.2	17:46:58.977
7	2:00.666	34.033	46.443	40.190	246.0	17:48:59.643
8	3:10.351 P	34.668	1:16.286	1:19.397	242.6	17:52:09.994
9	4:06.675	2:31.741	53.336	41.598	166.1	17:56:16.669
10	2:18.260 P	38.413	47.837	52.010	242.6	17:58:34.929

45 Mark Speakerwas Porsche 911 GT3 Cup gen 1

CUPPA Jan Antoszewski CAME Racing Team

Lap D	Time	Sector 1	Sector 2	Sector 3	T. Spd	Elapsed
1	17:19:24.413	17:17:50.258	51.372	42.783	125.7	17:19:24.413
2	2:03.849	35.843	47.463	40.543	236.3	17:21:28.262
3	2:00.664	33.948	47.165	39.551	245.4	17:23:28.926
4	2:19.039	53.375	46.171	39.493	247.7	17:25:47.965
5	1:57.473	33.734	45.131	38.608	247.1	17:27:45.438
6	2:07.051 P	37.390	45.566	44.095	248.8	17:29:52.489
7	4:50.676 P	3:06.016	50.061	54.599	168.4	17:34:43.165
8	12:14.597	10:48.652	46.287	39.658	114.5	17:46:57.762
9	1:57.782	33.765	45.011	39.006	246.5	17:48:55.544
10	1:58.674	33.783	44.992	39.899	247.7	17:50:54.218
11	1:59.448	33.442	46.542	39.464	248.8	17:52:53.666
12	1:57.890	33.465	45.587	38.838	251.1	17:54:51.556
13	1:58.192	33.205	45.425	39.562	250.5	17:56:49.748
14	2:07.871 P	33.624	45.636	48.611	249.4	17:58:57.619

47 Loris Spinelli Mercedes AMG GT3 - 2020

PROAM Florian Scholze AKM Motorsport

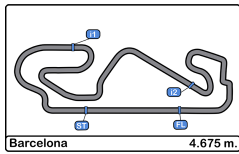
Lap D	Time	Sector 1	Sector 2	Sector 3	T. Spd	Elapsed
1	17:19:07.898	17:17:48.890	42.446	36.562	179.7	17:19:07.898
2	1:47.727	30.948	41.291	35.488	252.9	17:20:55.625
3	1:48.682	31.421	41.451	35.810	257.7	17:22:44.307
4	1:49.048	31.724	41.567	35.757	255.9	17:24:33.355
5	1:51.933	31.378	42.633	37.922	257.1	17:26:25.288
6	1:48.357	31.130	41.497	35.730	256.5	17:28:13.645
7	1:55.819 P	32.418	42.117	41.284	258.3	17:30:09.464
8	3:49.701 P	2:13.996	51.393	44.312	182.1	17:33:59.165

50 Filip Teunkens Porsche 992 GT3 Cup

CUPPA Bas Schouten Q1 by EMG Motorsport

Lap D	Time	Sector 1	Sector 2	Sector 3	T. Spd	Elapsed
1	17:32:27.277	17:30:57.803	50.000	39.474	152.9	17:32:27.277
2	2:17.461 P	33.976	48.943	54.542	246.5	17:34:44.738
3	11:39.571	10:16.430	45.102	38.039	169.5	17:46:24.309
4	1:59.468	34.857	45.652	38.959	246.0	17:48:23.777
5	1:53.124	32.817	43.619	36.688	247.7	17:50:16.901
6	2:02.349	32.458	43.166	46.725	249.4	17:52:19.250
7	1:53.499	32.919	43.369	37.211	244.8	17:54:12.749
8	1:53.066	32.397	43.542	37.127	248.8	17:56:05.815
9	1:59.016 P	32.382	43.809	42.825	248.8	17:58:04.831





Circuit de Barcelona
International GT Open
Free Practice - 3 Bronze
Lap Analysis

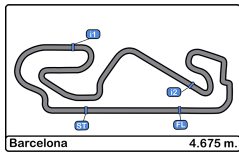


52 Cedric Sbirrazzuoli Ferrari 488 GT3 MY2020 **54** Jan Laurysen Porsche 992 GT3 Cup

PROAM Hugo Delacour							AF Corse		CUPPA		Q1 by EMG Motorsport				
Lap	D	Time	Sector 1	Sector 2	Sector 3	T. Spd	Elapsed	Lap	D	Time	Sector 1	Sector 2	Sector 3	T. Spd	Elapsed
1		17:18:52.778	17:17:25.582	44.963	42.233	180.6	17:18:52.778	1		17:19:36.026	17:18:12.160	45.779	38.087	145.5	17:19:36.026
2		1:47.325	30.886	40.789	35.650	257.1	17:20:40.103	2		1:53.659	33.039	43.665	36.955	247.1	17:21:29.685
3		1:48.644	30.987	41.112	36.545	259.6	17:22:28.747	3		1:58.689 P	32.765	43.443	42.481	248.8	17:23:28.374
4		1:47.181	30.679	41.094	35.408	258.9	17:24:15.928	4		4:07.901	2:42.664	47.034	38.203	144.0	17:27:36.275
5		1:49.745	30.611	40.995	38.139	259.6	17:26:05.673	5		1:53.372	33.040	43.331	37.001	244.8	17:29:29.647
6		1:48.781	30.812	41.400	36.569	258.9	17:27:54.454	6		1:51.458	32.382	42.809	36.267	247.7	17:31:21.105
7		1:49.003	31.291	41.876	35.836	261.5	17:29:43.457	7		1:51.611	32.438	42.595	36.578	250.0	17:33:12.716
8		1:47.433	30.738	41.271	35.424	258.9	17:31:30.890	8		2:39.906 P	34.983	1:05.636	59.287	199.6	17:35:52.622
9		1:59.311 P	31.395	42.017	45.899	260.2	17:33:30.201	9		10:34.457	9:12.976	44.679	36.802	169.5	17:46:27.079
10		14:00.818	12:43.081	41.669	36.068	180.6	17:47:31.019	10		1:58.833	32.324	43.987	42.522	248.8	17:48:25.912
11		1:48.489	31.072	41.335	36.082	257.7	17:49:19.508	11		1:54.817	32.291	42.950	39.576	248.8	17:50:20.729
12		1:50.517	32.316	42.177	36.024	261.5	17:51:10.025	12		1:50.980	32.187	42.460	36.333	248.8	17:52:11.709
13		1:47.911	30.915	41.248	35.748	261.5	17:52:57.936	13		1:51.411	32.283	42.685	36.443	248.2	17:54:03.120
14		1:49.716	30.656	42.990	36.070	262.1	17:54:47.652	14		1:51.343	32.204	42.701	36.438	248.8	17:55:54.463
15		1:50.598	30.628	42.578	37.392	260.2	17:56:38.250	15		1:57.527 P	32.349	42.748	42.430	249.4	17:57:51.990
16		1:49.147	30.825	41.632	36.660	257.7	17:58:27.367	72 Nick Moss McLaren 720 S GT3							
17		2:03.095 P	33.560	45.441	44.094	223.1	18:00:30.462	PROAM Joe Osborne Inception Racing							

CUPPA Dirk Schouten							Q1 by EMG Motorsport		PROAM Joe Osborne Inception Racing						
Lap	D	Time	Sector 1	Sector 2	Sector 3	T. Spd	Elapsed	Lap	D	Time	Sector 1	Sector 2	Sector 3	T. Spd	Elapsed
1		17:18:10.797	17:16:46.800	45.568	38.429	160.7	17:18:10.797	1		17:18:09.055	17:16:50.038	41.871	37.146	179.4	17:18:09.055
2		1:55.795	33.253	44.739	37.803	246.0	17:20:06.592	2		1:46.005	30.542	40.627	34.836	257.1	17:19:55.060
3		1:53.350	32.756	43.410	37.184	248.8	17:21:59.942	3		1:51.362	30.324	42.604	38.434	258.9	17:21:46.422
4		1:52.790	32.372	43.127	37.291	248.8	17:23:52.732	4		1:46.649	30.579	40.724	35.346	258.9	17:23:33.071
5		1:59.343 P	32.997	43.309	43.037	248.8	17:25:52.075	5		1:46.979	30.648	41.034	35.297	260.8	17:25:20.050
6		2:47.953	1:27.489	43.427	37.037	173.0	17:28:40.028	6		1:58.524 P	31.980	42.991	43.553	261.5	17:27:18.574
7		1:52.117	32.244	43.051	36.822	247.7	17:30:32.145	7		3:42.824	2:25.021	42.113	35.690	183.6	17:31:01.398
8		1:51.930	32.281	42.992	36.657	248.2	17:32:24.075	8		1:47.285	30.555	41.344	35.386	260.2	17:32:48.683
9		2:17.428 P	32.313	50.495	54.620	250.0	17:34:41.503	9		2:01.225 P	31.632	45.043	44.550	258.9	17:34:49.908
10		12:02.897	10:41.328	44.102	37.467	170.8	17:46:44.400	10		11:34.554	10:15.887	41.801	36.866	182.7	17:46:24.462
11		1:53.578	32.652	43.729	37.197	249.4	17:48:37.978	11		1:48.966	31.626	41.612	35.728	256.5	17:48:13.428
12		1:53.378	32.793	43.365	37.220	248.2	17:50:31.356	12		1:47.745	30.707	41.404	35.634	257.7	17:50:01.173
13		1:52.209	32.394	42.938	36.877	248.8	17:52:23.565	13		1:47.459	30.675	41.183	35.601	257.7	17:51:48.632
14		1:52.136	32.317	42.846	36.973	249.4	17:54:15.701	14		1:47.439	30.567	41.298	35.574	258.9	17:53:36.071
15		1:51.802	32.166	42.903	36.733	250.0	17:56:07.503	15		1:47.112	30.532	41.250	35.330	259.6	17:55:23.183
16		1:58.806 P	32.770	44.061	41.975	250.5	17:58:06.309	16		1:47.544	30.401	40.983	36.160	260.8	17:57:10.727
								17		1:56.166 P	31.113	42.127	42.926	259.6	17:59:06.893





Circuit de Barcelona
International GT Open
Free Practice - 3 Bronze
Lap Analysis



93

Daniel Diaz-Varela

Mercedes AMG GT3 - 2020

Dino Zamparelli

Porsche 911 GT3 Cup gen 2

AM **Jaume Font** Baporo Motorsport **CUPPA** Jan Klingenberg Valluga Racing

Lap	D	Time	Sector 1	Sector 2	Sector 3	T. Spd	Elapsed	Lap	D	Time	Sector 1	Sector 2	Sector 3	T. Spd	Elapsed
1		17:18:17.219	17:16:56.068	43.393	37.758	169.0	17:18:17.219	1		17:19:10.250	17:17:28.392	56.639	45.219	117.1	17:19:10.250
2		1:50.124	31.269	42.165	36.690	255.9	17:20:07.343	2		2:02.988	36.553	47.189	39.246	244.3	17:21:13.238
3		1:50.446	31.944	41.803	36.699	258.9	17:21:57.789	3		1:56.123	33.520	44.520	38.083	247.7	17:23:09.361
4		1:49.532	31.256	41.703	36.573	256.5	17:23:47.321	4		1:54.890	33.057	43.911	37.922	250.5	17:25:04.251
5		1:53.235	33.287	42.551	37.397	257.7	17:25:40.556	5		1:54.593	32.798	43.820	37.975	250.5	17:26:58.844
6		1:49.005	31.176	41.731	36.098	256.5	17:27:29.561	6		1:55.418	32.809	44.053	38.556	250.5	17:28:54.262
7		1:59.380 P	31.049	41.743	46.588	257.7	17:29:28.941	7		1:54.672	32.764	43.837	38.071	251.7	17:30:48.934
8		4:28.344 P	3:01.575	43.419	43.350	177.0	17:33:57.285	8		2:11.286 P	33.145	44.064	54.077	251.1	17:33:00.220
9		12:35.077	11:17.014	41.938	36.125	174.7	17:46:32.362	9		13:43.520	12:20.302	44.656	38.562	165.1	17:46:43.740
10		1:49.874	31.415	41.783	36.676	255.9	17:48:22.236	10		1:55.653	32.763	44.734	38.156	250.5	17:48:39.393
11		1:47.896	30.850	41.329	35.717	257.1	17:50:10.132	11		1:54.769	32.927	43.870	37.972	251.7	17:50:34.162
12		1:48.237	31.007	41.495	35.735	256.5	17:51:58.369	12		1:54.500	32.666	44.138	37.696	252.3	17:52:28.662
13		1:47.921	30.869	41.215	35.837	257.1	17:53:46.290	13		1:54.624	32.637	43.908	38.079	252.3	17:54:23.286
14		1:48.290	31.012	41.566	35.712	256.5	17:55:34.580	14		1:54.658	32.791	43.826	38.041	252.3	17:56:17.944
15		1:48.366	30.955	41.520	35.891	257.1	17:57:22.946	15		2:15.118 P	36.181	45.623	53.314	252.9	17:58:33.062
16		1:59.787 P	31.104	41.488	47.195	257.1	17:59:22.733								

215

August MacBeth

Mercedes AMG GT4

CUPAM **Albert Estragues** NM Racing Team

Lap	D	Time	Sector 1	Sector 2	Sector 3	T. Spd	Elapsed
1		17:22:01.780	17:20:23.139	54.066	44.575	125.5	17:22:01.780
2		2:06.454	34.329	47.259	44.866	252.9	17:24:08.234
3		1:54.094	32.790	43.957	37.347	253.5	17:26:02.328
4		1:51.708	31.989	43.027	36.692	257.7	17:27:54.036
5		1:57.580	32.833	45.289	39.458	256.5	17:29:51.616
6		1:54.884	34.047	43.717	37.120	255.3	17:31:46.500
7		1:57.143 P	32.403	43.246	41.494	256.5	17:33:43.643
8		13:25.634	12:01.396	45.468	38.770	113.8	17:47:09.277
9		1:54.842	33.057	43.811	37.974	252.9	17:49:04.119
10		1:54.397	32.445	43.974	37.978	256.5	17:50:58.516
11		1:53.352	32.161	43.526	37.665	256.5	17:52:51.868
12		1:52.922	32.398	43.269	37.255	255.3	17:54:44.790
13		1:54.978	32.269	43.455	39.254	256.5	17:56:39.768
14		2:21.118 P	36.235	50.194	54.689	249.4	17:59:00.886

777

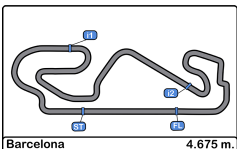
Marcin Jedlinski

Mercedes AMG GT3 - 2020

PROAM **Karol Basz** Olimp Racing

Lap	D	Time	Sector 1	Sector 2	Sector 3	T. Spd	Elapsed
1		17:18:11.841	17:16:51.220	44.343	36.278	176.1	17:18:11.841
2		1:50.680	32.155	42.713	35.812	257.7	17:20:02.521
3		1:49.624	30.884	42.964	35.776	255.9	17:21:52.145
4		1:48.044	30.692	41.594	35.755	257.7	17:23:40.186
5		1:47.878	30.808	41.115	35.955	257.1	17:25:28.064
6		1:48.187	30.815	41.852	35.520	257.7	17:27:16.251
7		1:49.112	30.694	41.443	36.975	257.1	17:29:05.363
8		1:49.551	32.067	41.582	35.902	255.9	17:30:54.914
9		1:57.294 P	30.881	41.817	44.596	258.3	17:32:52.208
10		14:56.454	13:30.508	48.024	37.922	178.5	17:47:48.662
11		1:46.973	30.609	40.876	35.488	254.7	17:49:35.635
12		1:47.994	30.565	41.304	36.122	257.1	17:51:23.626
13		2:00.396	35.966	44.203	40.227	192.1	17:53:24.022
14		1:47.833	30.616	41.363	35.854	257.1	17:55:11.855
15		1:47.245	30.647	40.901	35.697	257.1	17:56:59.100
16		2:04.089 P	33.371	44.250	46.468	256.5	17:59:03.189



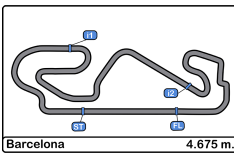


Circuito de Barcelona
International GT Open
Free Practice - 3 Bronze
Best Sectors Results



Sector - 1				Sector - 2				Sector - 3				Ideal Lap vs Best Lap				
Clas	Nº	Driver	Time	Nº	Driver	Time	Nº	Driver	Time	Clas	Nº	Driver	Ideal Lap	Best Lap	Clas	
1	5	Jedlinski - Korzeniowski	30.308	17	Tweraser - Seyffert	40.520	72	Moss - Osborne	34.836	1	72	Moss - Osborne	1:45.787	1:46.005	1	
2	72	Moss - Osborne	30.324	72	Moss - Osborne	40.627	7	Iribe - Millroy	34.854	2	17	Tweraser - Seyffert	1:45.813	1:46.783	3	
3	17	Tweraser - Seyffert	30.415	7	Iribe - Millroy	40.690	17	Tweraser - Seyffert	34.878	3	7	Iribe - Millroy	1:45.987	1:46.402	2	
4	7	Iribe - Millroy	30.443	11	Reno Moller - Paverud	40.747	22	Balfe - Carroll	35.323	4	22	Balfe - Carroll	1:46.653	1:46.797	5	
5	11	Reno Moller - Paverud	30.458	52	Sbirrazzuoli - Delacour	40.789	5	Jedlinski - Korzeniowski	35.369	5	11	Reno Moller - Paverud	1:46.719	1:46.791	4	
6	22	Balfe - Carroll	30.459	22	Balfe - Carroll	40.871	52	Sbirrazzuoli - Delacour	35.408	6	5	Jedlinski - Korzeniowski	1:46.801	1:46.801	6	
7	777	Jedlinski - Basz	30.565	777	Jedlinski - Basz	40.876	777	Jedlinski - Basz	35.488	7	52	Sbirrazzuoli - Delacour	1:46.808	1:47.181	7	
8	52	Sbirrazzuoli - Delacour	30.611	5	Jedlinski - Korzeniowski	41.124	47	Spinelli - Scholze	35.488	8	777	Jedlinski - Basz	1:46.929	1:47.245	8	
9	93	Diaz-Varela - Font	30.850	93	Diaz-Varela - Font	41.215	11	Reno Moller - Paverud	35.514	9	47	Spinelli - Scholze	1:47.727	1:47.727	9	
10	47	Spinelli - Scholze	30.948	47	Spinelli - Scholze	41.291	93	Diaz-Varela - Font	35.712	10	93	Diaz-Varela - Font	1:47.777	1:47.896	10	
11	15	Hirsch - Schraml	31.088	15	Hirsch - Schraml	41.590	54	Jan Laurysen	36.267	11	15	Hirsch - Schraml	1:49.114	1:49.613	11	
12	215	MacBeth - Estragues	31.989	54	Jan Laurysen	42.460	15	Hirsch - Schraml	36.436	12	54	Jan Laurysen	1:50.914	1:50.980	12	
13	53	Vandierendonck - Schouten	32.166	53	Vandierendonck - Schouten	42.846	53	Vandierendonck - Schouten	36.657	13	53	Vandierendonck - Schouten	1:51.669	1:51.802	14	
14	54	Jan Laurysen	32.187	215	MacBeth - Estragues	43.027	50	Teunkens - Schouten	36.688	14	215	MacBeth - Estragues	1:51.708	1:51.708	13	
15	50	Teunkens - Schouten	32.382	50	Teunkens - Schouten	43.166	215	MacBeth - Estragues	36.692	15	50	Teunkens - Schouten	1:52.236	1:53.066	15	
16	32	Fernando Fortes	32.630	26	Darmetko - Janosz	43.747	991	Zamparelli - Klingelberg	37.696	16	26	Darmetko - Janosz	1:54.088	1:54.317	17	
17	26	Darmetko - Janosz	32.631	32	Fernando Fortes	43.804	26	Darmetko - Janosz	37.710	17	991	Zamparelli - Klingelberg	1:54.153	1:54.500	18	
18	991	Zamparelli - Klingelberg	32.637	991	Zamparelli - Klingelberg	43.820	32	Fernando Fortes	37.862	18	32	Fernando Fortes	1:54.296	1:54.296	16	
19	45	Speakerwas - Antoszewski	33.205	27	Mauro - Aristot	44.887	27	Mauro - Aristot	38.571	19	45	Speakerwas - Antoszewski	1:56.805	1:57.473	19	
20	27	Mauro - Aristot	33.395	45	Speakerwas - Antoszewski	44.992	45	Speakerwas - Antoszewski	38.608	20	27	Mauro - Aristot	1:56.853	1:58.041	20	
21	44	Pisani - Bozzoni	34.033	44	Pisani - Bozzoni	46.436	44	Pisani - Bozzoni	39.668	21	44	Pisani - Bozzoni	2:00.137	2:00.666	21	



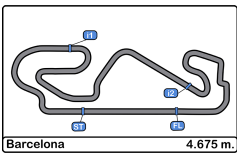


Circuito de Barcelona
International GT Open
Free Practice - 3 Bronze
Best 5 Lap Times



Cl	N°	Entrant/Team	Nat	Driver 1	Nat	Driver 2	Nat	Vehicle	Cat	Cl	Best 1		Best 2		Best 3		Best 4		Best 5	
											Time	Lap	Time	Lap	Time	Lap	Time	Lap	Time	Lap
1	72	Inception Racing	GBR	Nick Moss	GBR	Joe Osborne	GBR	McLaren 720 S GT3	PROAM	1	1:46.005	2	1:46.649	4	1:46.979	5	1:47.112	15	1:47.285	8
2	7	Inception Racing	GBR	Brendan Iribe	USA	Ollie Millroy	GBR	McLaren 720 S GT3	PROAM	2	1:46.402	3	1:47.426	2	1:47.491	7	1:47.578	8	1:47.700	6
3	17	HP Racing International	DEU	Gerhard Tweraser	AUT	Jan Seyffert	DEU	Lamborghini Huracan GT3 EVO	PROAM	3	1:46.783	16	1:46.898	8	1:46.913	13	1:46.942	14	1:47.063	15
4	11	Reno Racing	DNK	Jens Reno Moller	DNK	Marcus Paverud	NOR	Honda NSX GT3 Evo	PROAM	4	1:46.791	10	1:47.947	6	1:48.399	7	1:50.426	3	1:53.991	11
5	22	Balfe Motorsport	GBR	Shaun Balfe	GBR	Adam Carroll	GBR	Audi R8 GT3 LMS 2019	PROAM	5	1:46.797	14	1:46.870	13	1:47.399	11	1:47.713	4	1:47.765	10
6	5	Olimp Racing	POL	Stanislaw Jedlinski	POL	Krystian Korzeniowski	POL	Audi R8 GT3 LMS 2018	AM	1	1:46.801	13	1:48.617	12	1:57.480	5	1:57.580	6	1:57.820	14
7	52	AF Corse	ITA	Cedric Sbirrazzuoli	MCO	Hugo Delacour	FRA	Ferrari 488 GT3 MY2020	PROAM	6	1:47.181	4	1:47.325	2	1:47.433	8	1:47.911	13	1:48.489	11
8	777	Olimp Racing	POL	Marcin Jedlinski	POL	Karol Basz	POL	Mercedes AMG GT3 - 2020	PROAM	7	1:47.245	15	1:47.833	14	1:47.878	5	1:48.187	6	1:49.112	7
9	47	AKM Motorsport	SMR	Loris Spinelli	ITA	Florian Scholze	DEU	Mercedes AMG GT3 - 2020	PROAM	8	1:47.727	2	1:48.357	6	1:48.682	3	1:49.048	4	1:51.933	5
10	93	Baporo Motorsport	ESP	Daniel Diaz-Varela	ESP	Jaume Font	ESP	Mercedes AMG GT3 - 2020	AM	2	1:47.896	11	1:47.921	13	1:48.237	12	1:48.290	14	1:48.366	15
11	15	Twin Busch by Equipe Vitesse	DEU	Mario Hirsch	DEU	Dominik Schraml	DEU	Mercedes AMG GT3 - 2020	PROAM	9	1:49.613	13	1:49.623	7	1:49.636	12	1:49.655	4	1:49.919	3
12	54	Q1 by EMG Motorsport	BEL	Jan Laurysen	BEL			Porsche 992 GT3 Cup	CUPPA	1	1:50.980	12	1:51.343	14	1:51.411	13	1:51.458	6	1:53.372	5
13	215	NM Racing Team	ESP	August MacBeth	CHE	Albert Estragues	ESP	Mercedes AMG GT4	CUPAM	1	1:51.708	4	1:52.922	12	1:53.352	11	1:54.094	3	1:54.397	10
14	53	Q1 by EMG Motorsport	BEL	Nicolas Vandierendonck	BEL	Dirk Schouten	NLD	Porsche 992 GT3 Cup	CUPPA	2	1:51.802	15	1:51.930	8	1:52.117	7	1:52.136	14	1:52.209	13
15	50	Q1 by EMG Motorsport	BEL	Filip Teunkens	BEL	Bas Schouten	NLD	Porsche 992 GT3 Cup	CUPPA	3	1:53.066	8	1:53.124	5	1:53.499	7	1:59.016	9	1:59.468	4
16	32	Three Sixty Racing Team	AND	Fernando Fortes	BRA			Porsche 911 GT3 Cup gen 2	CUPAM	2	1:54.296	10	1:54.998	6	1:55.352	9	1:58.712	4	1:59.376	5
17	26	Q1 by EMG Motorsport	BEL	Maciej Darmetko	POL	Artur Janosz	POL	Porsche 911 GT3 Cup gen 2	CUPPA	4	1:54.317	7	1:54.683	4	1:54.787	6	1:55.010	8	1:55.552	3
18	991	Valluga Racing	GBR	Dino Zamparelli	GBR	Jan Klingelberg	CHE	Porsche 911 GT3 Cup gen 2	CUPPA	5	1:54.500	12	1:54.593	5	1:54.624	13	1:54.658	14	1:54.672	7
19	45	CAME Racing Team	ITA	Mark Speakerwas	ITA	Jan Antoszewski	POL	Porsche 911 GT3 Cup gen 1	CUPPA	6	1:57.473	5	1:57.782	9	1:57.890	12	1:58.192	13	1:58.674	10
20	27	Three Sixty Racing Team	AND	Marcio Mauro	BRA	Oscar Aristot	AND	Porsche 911 GT3 Cup gen 2	CUPAM	3	1:58.041	11	1:58.122	14	1:58.362	12	1:58.713	7	1:59.081	13
21	44	CAME Racing Team	ITA	Eugenio Pisani	ITA	Stefano Bozzoni	ITA	Porsche 911 GT3 Cup gen 1	CUPPA	7	2:00.666	7	2:01.253	4	2:02.126	3	2:03.196	2	2:18.260	10



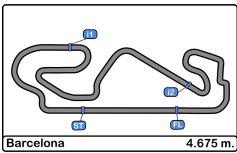


Circuito de Barcelona
International GT Open
Free Practice - 3 Bronze
Best 5 Top Speeds



Cl	N°	Entrant/Team	Nat	Driver 1	Nat	Driver 2	Nat	Vehicle	Cat	Cl	Top 1		Top 2		Top 3		Top 4		Top 5		Avg
											Km/h	Lap	Km/h	Lap	Km/h	Lap	Km/h	Lap	Km/h	Lap	
1	11	Reno Racing	DNK	Jens Reno Moller	DNK	Marcus Paverud	NOR	Honda NSX GT3 Evo	PROAM	1	264.0	7	261.5	4	260.8	11	260.2	3	260.2	6	261.3
2	5	Olimp Racing	POL	Stanislaw Jedlinski	POL	Krystian Korzeniowski	POL	Audi R8 GT3 LMS 2018	AM	1	262.1	14	260.8	13	258.9	12	258.3	5	257.7	6	259.6
3	7	Inception Racing	GBR	Brendan Iribe	USA	Ollie Millroy	GBR	McLaren 720 S GT3	PROAM	2	262.1	8	262.1	9	260.8	4	260.8	5	260.8	16	261.3
4	52	AF Corse	ITA	Cedric Sbirrazzuoli	MCO	Hugo Delacour	FRA	Ferrari 488 GT3 MY2020	PROAM	3	262.1	14	261.5	7	261.5	12	261.5	13	260.2	9	261.3
5	22	Balfe Motorsport	GBR	Shaun Balfe	GBR	Adam Carroll	GBR	Audi R8 GT3 LMS 2019	PROAM	4	261.5	5	261.5	13	260.2	4	260.2	12	259.6	6	260.6
6	72	Inception Racing	GBR	Nick Moss	GBR	Joe Osborne	GBR	McLaren 720 S GT3	PROAM	5	261.5	6	260.8	5	260.8	16	260.2	8	259.6	15	260.6
7	17	HP Racing International	DEU	Gerhard Tweraser	AUT	Jan Seyffert	DEU	Lamborghini Huracan GT3 EVO	PROAM	6	260.2	17	259.6	16	258.9	3	258.9	5	258.9	6	259.3
8	93	Baporo Motorsport	ESP	Daniel Diaz-Varela	ESP	Jaume Font	ESP	Mercedes AMG GT3 - 2020	AM	2	258.9	3	257.7	5	257.7	7	257.1	11	257.1	13	257.7
9	47	AKM Motorsport	SMR	Loris Spinelli	ITA	Florian Scholze	DEU	Mercedes AMG GT3 - 2020	PROAM	7	258.3	7	257.7	3	257.1	5	256.5	6	255.9	4	257.1
10	777	Olimp Racing	POL	Marcin Jedlinski	POL	Karol Basz	POL	Mercedes AMG GT3 - 2020	PROAM	8	258.3	9	257.7	2	257.7	4	257.7	6	257.1	5	257.7
11	15	Twin Busch by Equipe Vitesse	DEU	Mario Hirsch	DEU	Dominik Schraml	DEU	Mercedes AMG GT3 - 2020	PROAM	9	257.7	13	257.1	3	257.1	4	257.1	8	256.5	2	257.1
12	215	NM Racing Team	ESP	August MacBeth	CHE	Albert Estragues	ESP	Mercedes AMG GT4	CUPAM	1	257.7	4	256.5	5	256.5	7	256.5	10	256.5	11	256.7
13	991	Valluga Racing	GBR	Dino Zamparelli	GBR	Jan Klingelberg	CHE	Porsche 911 GT3 Cup gen 2	CUPPA	1	252.9	15	252.3	12	252.3	13	252.3	14	251.7	7	252.3
14	26	Q1 by EMG Motorsport	BEL	Maciej Darmetko	POL	Artur Janosz	POL	Porsche 911 GT3 Cup gen 2	CUPPA	2	251.1	5	250.5	8	250.0	7	250.0	9	249.4	6	250.2
15	45	CAME Racing Team	ITA	Mark Speakerwas	ITA	Jan Antoszewski	POL	Porsche 911 GT3 Cup gen 1	CUPPA	3	251.1	12	250.5	13	249.4	14	248.8	6	248.8	11	249.7
16	32	Three Sixty Racing Team	AND	Fernando Fortes	BRA		BRA	Porsche 911 GT3 Cup gen 2	CUPAM	2	250.5	11	250.0	6	248.8	5	248.8	9	248.8	10	249.4
17	53	Q1 by EMG Motorsport	BEL	Nicolas Vandierendonck	BEL	Dirk Schouten	NLD	Porsche 992 GT3 Cup	CUPPA	4	250.5	16	250.0	9	250.0	15	249.4	11	249.4	14	249.8
18	54	Q1 by EMG Motorsport	BEL	Jan Laurysen	BEL		BEL	Porsche 992 GT3 Cup	CUPPA	5	250.0	7	249.4	15	248.8	3	248.8	10	248.8	11	249.1
19	27	Three Sixty Racing Team	AND	Marcio Mauro	BRA	Oscar Aristot	AND	Porsche 911 GT3 Cup gen 2	CUPAM	3	249.4	14	248.8	10	248.8	12	248.2	8	248.2	11	248.7
20	50	Q1 by EMG Motorsport	BEL	Filip Teunkens	NLD	Bas Schouten	NLD	Porsche 992 GT3 Cup	CUPPA	6	249.4	6	248.8	8	248.8	9	247.7	5	246.5	2	248.2
21	44	CAME Racing Team	ITA	Eugenio Pisani	ITA	Stefano Bozzoni	ITA	Porsche 911 GT3 Cup gen 1	CUPPA	7	246.0	7	244.8	5	243.7	4	242.6	8	242.6	10	244.0



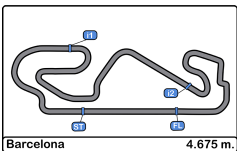


Circuito de Barcelona
 International GT Open
 Free Practice - 3 Bronze
 Fastest Laps Sequence



Lap	Time of Day	Session Time	Nº	Entrant/Team	Nat	Driver 1	Nat	Driver 2	Nat	Vehicle	Cat	Time	Km/h
2	17:19:55.060	3:55.060	72	Inception Racing		Nick Moss		Joe Osborne		McLaren 720 S GT3	PROAM	1:46.005	158.7



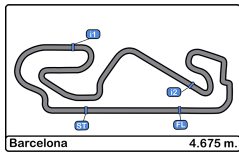


Circuito de Barcelona
International GT Open
Free Practice - 3 Bronze
Event Best Maximum Speed



Nº	Entrant/Team	Nat	Driver 1	Nat	Driver 2	Nat	Vehicle	Cat	Km/h	Session
22	Balfe Motorsport	GBR	Shaun Balfe	GBR	Adam Carroll	GBR	Audi R8 GT3 LMS 2019	PROAM	264.0	Private test - 2
11	Reno Racing	DNK	Jens Reno Moller	DNK	Marcus Paverud	NOR	Honda NSX GT3 Evo	PROAM	264.0	Free Practice - 3 Bronze
47	AKM Motorsport	SVK	Loris Spinelli	ITA	Florian Scholze	DEU	Mercedes AMG GT3 - 2020	PROAM	262.7	Free Practice - 2
52	AF Corse	ITA	Cedric Sbirrazzuoli	ITA	Hugo Delacour	FRA	Ferrari 488 GT3 MY2020	PROAM	262.1	Free Practice - 1
7	Inception Racing	GBR	Brendan Iribe	USA	Ollie Millroy	GBR	McLaren 720 S GT3	PROAM	262.1	Free Practice - 3 Bronze
5	Olimp Racing	POL	Stanislaw Jedlinski	POL	Krystian Korzeniowski	POL	Audi R8 GT3 LMS 2018	AM	262.1	Free Practice - 3 Bronze
72	Inception Racing	GBR	Nick Moss	GBR	Joe Osborne	GBR	McLaren 720 S GT3	PROAM	261.5	Free Practice - 1
9	2 Seas Motorsport	BHR	Martin Kodric	HRV	Ethan Simioni	CAN	Mercedes AMG GT3 2020	PRO	261.5	Free Practice - 1
17	HP Racing International	DEU	Gerhard Tweraser	AUT	Jan Seyffert	DEU	Lamborghini Huracan GT3 EVO	PROAM	261.5	Free Practice - 2
97	TF Sport	GBR	Michael Dinan	USA	Robby Foley	USA	Aston Martin GT3 AMR MY2019	PRO	261.5	Free Practice - 2
77	Lechner Racing	AUT	Al Faisal Al Zubair	QAT	Andy Soucek	ESP	Porsche 911 GT3-R II 2019	PRO	260.8	Free Practice - 1
777	Olimp Racing	POL	Marcin Jedlinski	POL	Karol Basz	POL	Mercedes AMG GT3 - 2020	PROAM	260.2	Free Practice - 1
87	AKKA ASP	FRA	Jim Pla	FRA	Thomas Drouet	FRA	Mercedes AMG GT3 - 2020	PRO	260.2	Free Practice - 1
215	NM Racing Team	ESP	August MacBeth	CHE	Albert Estragues	ESP	Mercedes AMG GT4	CUPAM	259.6	Private test - 2
15	Twin Busch by Equipe Vitesse	DEU	Mario Hirsch	DEU	Dominik Schraml	DEU	Mercedes AMG GT3 - 2020	PROAM	259.6	Free Practice - 2
19	Vincenzo Sospiri Racing	ITA	Baptiste Moulin	BEL	Yuki Nemoto	JPN	Lamborghini Huracan GT3 EVO	PRO	258.9	Free Practice - 1
63	Vincenzo Sospiri Racing	ITA	Michele Beretta	ITA	Frederik Schandorff	DNK	Lamborghini Huracan GT3 EVO	PRO	258.9	Free Practice - 1
93	Baporo Motorsport	ESP	Daniel Diaz-Varela	ESP	Jaume Font	ESP	Mercedes AMG GT3 - 2020	AM	258.9	Free Practice - 3 Bronze
51	AF Corse	ITA	Oswaldo Negri	USA	Jay Schreiber	USA	Ferrari 488 GT3 MY2020	AM	258.3	Private test - 2
24	A&P Racing Team PTT Tech Support	POL	Maciej Blazek	POL	Mateusz Lisowski	POL	Porsche 991 GT3 Cup gen 2	CUPPA	253.5	Free Practice - 2
26	Q1 by EMG Motorsport	BEL	Maciej Darmetko	POL	Artur Janosz	POL	Porsche 911 GT3 Cup gen 2	CUPPA	252.9	Free Practice - 2
991	Valluga Racing	GBR	Dino Zamparelli	GBR	Jan Klingenberg	CHE	Porsche 911 GT3 Cup gen 2	CUPPA	252.9	Free Practice - 3 Bronze
45	CAME Racing Team	ITA	Mark Speakerwas	ITA	Jan Antoszewski	POL	Porsche 911 GT3 Cup gen 1	CUPPA	252.3	Free Practice - 2
44	CAME Racing Team	ITA	Eugenio Pisani	ITA	Stefano Bozzoni	ITA	Porsche 911 GT3 Cup gen 1	CUPPA	251.1	Free Practice - 2
50	Q1 by EMG Motorsport	BEL	Filip Teunkens	BEL	Bas Schouten	NLD	Porsche 992 GT3 Cup	CUPPA	250.5	Free Practice - 2
32	Three Sixty Racing Team	AND	Fernando Fortes	BRA			Porsche 911 GT3 Cup gen 2	CUPAM	250.5	Free Practice - 3 Bronze
53	Q1 by EMG Motorsport	BEL	Nicolas Vandierendonck	BEL	Dirk Schouten	NLD	Porsche 992 GT3 Cup	CUPPA	250.5	Free Practice - 3 Bronze
54	Q1 by EMG Motorsport	BEL	Jan Laurysen	BEL			Porsche 992 GT3 Cup	CUPPA	250.0	Free Practice - 3 Bronze
27	Three Sixty Racing Team	AND	Marcio Mauro	BRA	Oscar Aristot	AND	Porsche 911 GT3 Cup gen 2	CUPAM	249.4	Free Practice - 3 Bronze





Circuit de Barcelona
International GT Open
Free Practice - 3 Bronze
Pit Stop Analysis



5 Stanislaw Jedlinski Audi R8 GT3 LMS 2018
 AM Krystian Korzeniowski Olimp Racing

Nº	In Day Time	In Time	Out Time	Pit Time	T. Pit Time	Handicap	Diff.
1	17:22:38.761	17:22:38.761	17:24:28.004	1:49.243	1:49.243		
2	17:34:37.419	17:34:37.419	17:46:00.685	11:23.266	13:12.509		
3	17:50:06.816	17:50:06.816	17:52:02.118	1:55.302	15:07.811		

7 Brendan Iribe McLaren 720 S GT3
 PROAM Ollie Millroy Inception Racing

Nº	In Day Time	In Time	Out Time	Pit Time	T. Pit Time	Handicap	Diff.
1	17:33:36.307	17:33:36.307	17:45:47.779	12:11.472	12:11.472		

11 Jens Reno Moller Honda NSX GT3 Evo
 PROAM Marcus Paverud Reno Racing

Nº	In Day Time	In Time	Out Time	Pit Time	T. Pit Time	Handicap	Diff.
1	17:24:07.742	17:24:07.742	17:27:09.698	3:01.956	3:01.956		
2	17:34:45.070	17:34:45.070	17:49:45.747	15:00.677	18:02.633		

15 Mario Hirsch Mercedes AMG GT3 - 2020
 PROAM Dominik Schraml Twin Busch by Equipe Vitesse

Nº	In Day Time	In Time	Out Time	Pit Time	T. Pit Time	Handicap	Diff.
1	17:34:43.785	17:34:43.785	17:47:00.507	12:16.722	12:16.722		

17 Gerhard Tweraser Lamborghini Huracan GT3 EVO
 PROAM Jan Seyffert HP Racing International

Nº	In Day Time	In Time	Out Time	Pit Time	T. Pit Time	Handicap	Diff.
1	17:27:11.302	17:27:11.302	17:29:22.644	2:11.342	2:11.342		
2	17:35:47.444	17:35:47.444	17:44:39.049	8:51.605	11:02.947		

22 Shaun Balfe Audi R8 GT3 LMS 2019
 PROAM Adam Carroll Balfe Motorsport

Nº	In Day Time	In Time	Out Time	Pit Time	T. Pit Time	Handicap	Diff.
1	17:29:44.084	17:29:44.084	17:32:21.203	2:37.119	2:37.119		
2	17:34:33.374	17:34:33.374	17:45:31.127	10:57.753	13:34.872		

27 Marcio Mauro Porsche 911 GT3 Cup gen 2
 CUPAM Oscar Aristot Three Sixty Racing Team

Nº	In Day Time	In Time	Out Time	Pit Time	T. Pit Time	Handicap	Diff.
1	17:33:26.029	17:33:26.029	17:45:11.508	11:45.479	11:45.479		

32 Fernando Fortes Porsche 911 GT3 Cup gen 2
 CUPAM Three Sixty Racing Team

Nº	In Day Time	In Time	Out Time	Pit Time	T. Pit Time	Handicap	Diff.
1	17:35:48.569	17:35:48.569	17:45:19.453	9:30.884	9:30.884		

44 Eugenio Pisani Porsche 911 GT3 Cup gen 1
 CUPPA Stefano Bozzoni CAME Racing Team

Nº	In Day Time	In Time	Out Time	Pit Time	T. Pit Time	Handicap	Diff.
1	17:34:31.015	17:34:31.015	17:44:51.613	10:20.598	10:20.598		
2	17:52:06.780	17:52:06.780	17:54:03.670	1:56.890	12:17.488		

45 Mark Speakerwas Porsche 911 GT3 Cup gen 1
 CUPPA Jan Antoszewski CAME Racing Team

Nº	In Day Time	In Time	Out Time	Pit Time	T. Pit Time	Handicap	Diff.
1	17:29:49.980	17:29:49.980	17:32:23.839	2:33.859	2:33.859		
2	17:34:40.708	17:34:40.708	17:44:55.153	10:14.445	12:48.304		

47 Loris Spinelli Mercedes AMG GT3 - 2020
 PROAM Florian Scholze AKM Motorsport

Nº	In Day Time	In Time	Out Time	Pit Time	T. Pit Time	Handicap	Diff.
1	17:30:07.036	17:30:07.036	17:31:53.305	1:46.269	1:46.269		

50 Filip Teunkens Porsche 992 GT3 Cup
 CUPPA Bas Schouten Q1 by EMG Motorsport

Nº	In Day Time	In Time	Out Time	Pit Time	T. Pit Time	Handicap	Diff.
1	17:34:42.253	17:34:42.253	17:44:26.958	9:44.705	9:44.705		

52 Cedric Sbirrazzuoli Ferrari 488 GT3 MY2020
 PROAM Hugo Delacour AF Corse

Nº	In Day Time	In Time	Out Time	Pit Time	T. Pit Time	Handicap	Diff.
1	17:33:27.409	17:33:27.409	17:45:41.821	12:14.412	12:14.412		

53 Nicolas Vandierendonck Porsche 992 GT3 Cup
 CUPPA Dirk Schouten Q1 by EMG Motorsport

Nº	In Day Time	In Time	Out Time	Pit Time	T. Pit Time	Handicap	Diff.
1	17:25:49.591	17:25:49.591	17:26:47.239	57.648	57.648		
2	17:34:38.947	17:34:38.947	17:44:49.738	10:10.791	11:08.439		

54 Jan Laurysen Porsche 992 GT3 Cup
 CUPPA Q1 by EMG Motorsport

Nº	In Day Time	In Time	Out Time	Pit Time	T. Pit Time	Handicap	Diff.
1	17:23:25.885	17:23:25.885	17:25:33.423	2:07.538	2:07.538		
2	17:35:50.123	17:35:50.123	17:44:32.201	8:42.078	10:49.616		

72 Nick Moss McLaren 720 S GT3
 PROAM Joe Osborne Inception Racing

Nº	In Day Time	In Time	Out Time	Pit Time	T. Pit Time	Handicap	Diff.
1	17:27:15.979	17:27:15.979	17:29:13.165	1:57.186	1:57.186		
2	17:34:47.504	17:34:47.504	17:44:35.510	9:48.006	11:45.192		

93 Daniel Diaz-Varela Mercedes AMG GT3 - 2020
 AM Jaume Font Baporo Motorsport

Nº	In Day Time	In Time	Out Time	Pit Time	T. Pit Time	Handicap	Diff.
1	17:29:26.533	17:29:26.533	17:31:58.807	2:32.274	2:32.274		
2	17:33:54.742	17:33:54.742	17:44:42.280	10:47.538	13:19.812		

215 August MacBeth Mercedes AMG GT4
 CUPAM Albert Estragues NM Racing Team

Nº	In Day Time	In Time	Out Time	Pit Time	T. Pit Time	Handicap	Diff.
1	17:33:40.973	17:33:40.973	17:45:05.522	11:24.549	11:24.549		

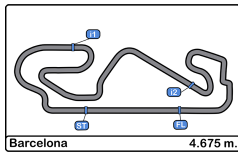
777 Marcin Jedlinski Mercedes AMG GT3 - 2020
 PROAM Karol Basz Olimp Racing

Nº	In Day Time	In Time	Out Time	Pit Time	T. Pit Time	Handicap	Diff.
1	17:32:49.748	17:32:49.748	17:45:50.100	13:00.352	13:00.352		

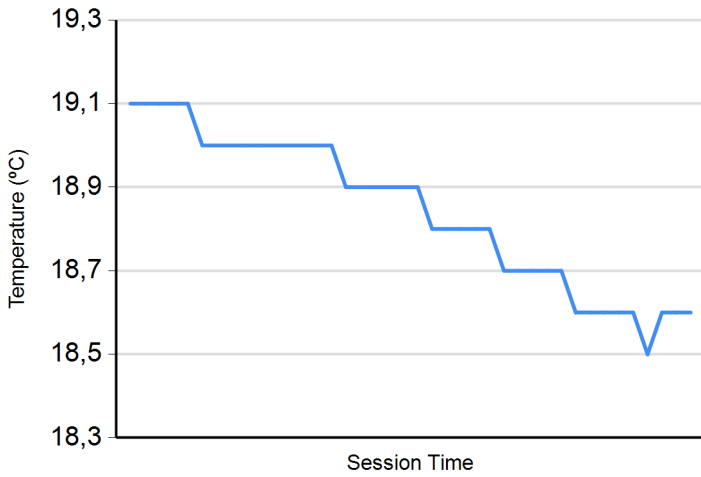
991 Dino Zamparelli Porsche 911 GT3 Cup gen 2
 CUPPA Jan Klingelberg Valluga Racing

Nº	In Day Time	In Time	Out Time	Pit Time	T. Pit Time	Handicap	Diff.
1	17:32:57.061	17:32:57.061	17:44:45.465	11:48.404	11:48.404		

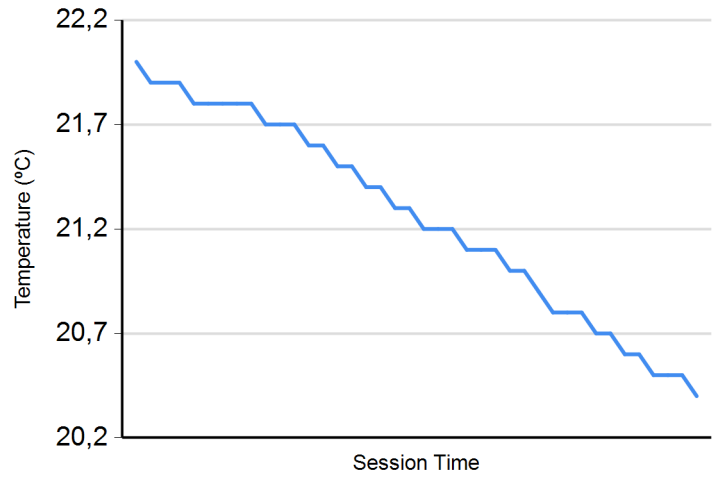




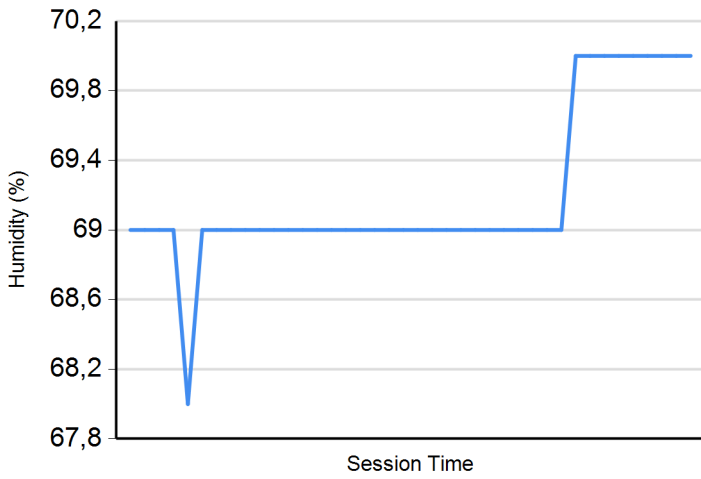
Air Temperature



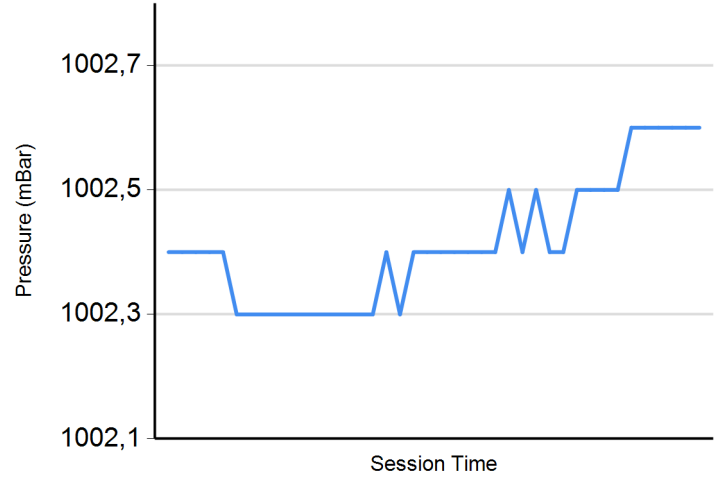
Track Temperature



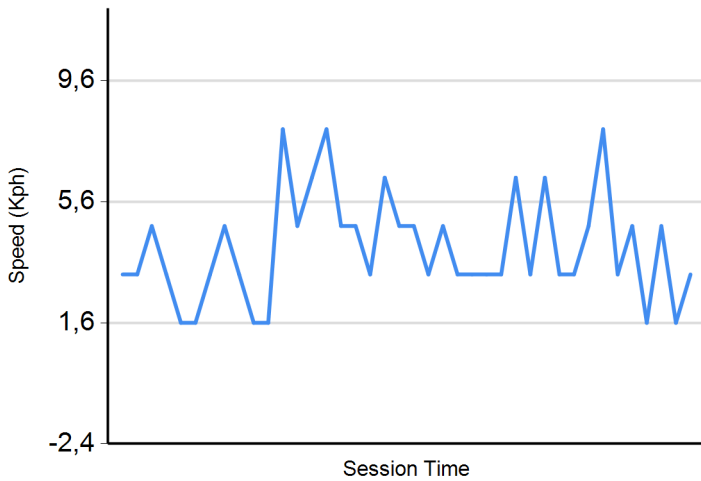
Humidity



Pressure

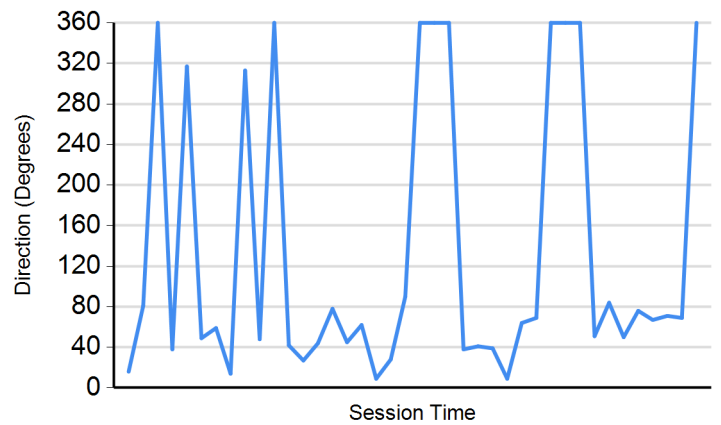


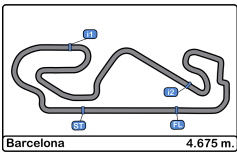
Wind Speed



Wind direction

North = 0°/360° Est = 90° South = 180° West = 270°





Circuito de Barcelona
International GT Open
Free Practice - 1 - 2 - 3
Combined Results



CAR 777 TIME 14:33:11.994 DELETED TRACK LIMITS AT T 9

CAR 63 TIME 14:39:36.425 DELETED TRACK LIMITS AT T 9

CAR 777 TIME 1:49.624 DELETED TRACK LIMITS AT T 15 + FOLOWING LAP

CAR 45 TIME 2:00.664 DELETED TRACK LIMITS AT T 9

CAR 17 TIME 1:46.095 DELETED TRACK LIMITS AT T 9

CAR 7 TIME 1:46.776 DELETED TRACK LIMITS AT T 15 AND FOLOWING LAP

CAR 17 TIME 1:46.251 DELETED TRACK LIMITS AT T 15 AND FOLOWING LAP

CAR 7 TIME 13:58.746 DELETED TRACK LIMITS AT T 9

CAR 7 TIME 1:48.867 DELETED TRACK LIMITS AT T 9

CAR 777 TIME 1:46.973 DELETED TRACK LIMITS AT T 9

CAR 777 TIME 1:47.991 DELETED TRACK LIMITS AT T 9

Published at:.....

Stewards:	Race Director:	Timekeeper: Luis Angel Garcia Nuñez  JOB/I-0020-ESP
------------------	-----------------------	-------------------------------------------------------------------------------------------------------------------------------------------------------

