

**Circuito de Barcelona**  
**International GT Open**  
**Private test - 1**  
**Provisional Results**



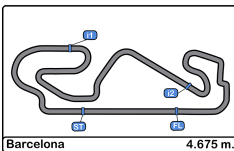
Cls	Nº	Entrant/Team	Nat	Driver 1	Nat	Driver 2	Nat	Vehicle	Cat	Cls	Laps	Best	Time	Gap	Interval	Km/h
1	77	Lechner Racing	AUT	Al Faisal Al Zubair	OMN	Andy Soucek	ESP	Porsche 911 GT3-R II 2019	PRO	1	16	15	1:49.758			153.3
2	7	Inception Racing	GBR	Brendan Iribe	USA	Ollie Millroy	GBR	McLaren 720 S GT3	PROAM	1	13	12	1:50.631	0.873	0.873	152.1
3	97	TF Sport	GBR	Michael Dinan	USA	Robby Foley	USA	Aston Martin GT3 AMR MY2019	PRO	2	21	20	1:53.917	4.159	3.286	147.7
4	17	HP Racing International	DEU	Gerhard Tweraser	AUT	Jan Seyffert	DEU	Lamborghini Huracan GT3 EVO	PROAM	2	14	13	1:56.088	6.330	2.171	144.9
5	15	Twin Busch by Equipe Vitesse	DEU	Mario Hirsch	DEU	Dominik Schraml	DEU	Mercedes AMG GT3 - 2020	PROAM	3	3	2	1:57.101	7.343	1.013	143.7
6	9	2 Seas Motorsport	BHR	Martin Kodric	HRV	Ethan Simioni	CAN	Mercedes AMG GT3 2020	PRO	3	19	18	1:58.942	9.184	1.841	141.4
7	72	Inception Racing	GBR	Nick Moss	GBR	Joe Osborne	GBR	McLaren 720 S GT3	PROAM	4	21	20	1:59.523	9.765	0.581	140.8
8	777	Olimp Racing	POL	Marcin Jedlinski	POL	Karol Basz	POL	Mercedes AMG GT3 - 2020	PROAM	5	3	2	2:01.700	11.942	2.177	138.2
9	52	AF Corse	ITA	Cedric Sbirrazzuoli	MCO	Hugo Delacour	FR	Ferrari 488 GT3 MY2020	PROAM	6	16	5	2:02.159	12.401	0.459	137.7
10	22	Balfe Motorsport	GBR	Shaun Balfe	GBR	Adam Carroll	GBR	Audi R8 GT3 LMS 2019	PROAM	7	17	7	2:02.189	12.431	0.030	137.7
11	5	Olimp Racing	POL	Stanislaw Jedlinski	POL	Krystian Korzeniowski	POL	Audi R8 GT3 LMS 2018	AM	1	12	7	2:02.639	12.881	0.450	137.2
12	51	AF Corse	ITA	Oswaldo Negri	USA	Jay Schreiber	USA	Ferrari 488 GT3 MY2020	AM	2	18	5	2:02.832	13.074	0.193	137.0

Published at:.....

Track Temp: 23.8 °C Air Temp: 20.3 °C Humidity: 73 % Track Status: WET

Stewards:	Race Director:	Timekeeper: <i>[Signature]</i> Luis Angel Garcia Nuñez JOB/I-0020-ESP
-----------	----------------	--





**Circuito de Barcelona**  
**International GT Open**  
**Private test - 1**  
**Provisional Results by Category**



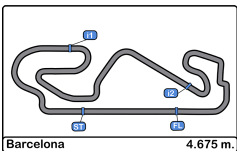
Cls	Nº	Entrant/Team	Nat	Driver 1	Nat	Driver 2	Nat	Vehicle	Cat	Cls	Laps	Best	Time	Gap	Interval	Km/h
<b>PRO</b>																
1	77	Lechner Racing	AUT	Al Faisal Al Zubair	OMN	Andy Soucek	ESP	Porsche 911 GT3-R II 2019	PRO	1	16	15	1:49.758			153.3
2	97	TF Sport	GBR	Michael Dinan	USA	Robby Foley	USA	Aston Martin GT3 AMR MY2019	PRO	2	21	20	1:53.917	4.159	4.159	147.7
3	9	2 Seas Motorsport	BHR	Martin Kodric	HRV	Ethan Simioni	CAN	Mercedes AMG GT3 2020	PRO	3	19	18	1:58.942	9.184	5.025	141.4
<b>PROAM</b>																
1	7	Inception Racing	GBR	Brendan Iribe	USA	Ollie Millroy	GBR	McLaren 720 S GT3	PROAM	1	13	12	1:50.631			152.1
2	17	HP Racing International	DEU	Gerhard Tweraser	AUT	Jan Seyffert	DEU	Lamborghini Huracan GT3 EVO	PROAM	2	14	13	1:56.088	5.457	5.457	144.9
3	15	Twin Busch by Equipe Vitesse	DEU	Mario Hirsch	DEU	Dominik Schraml	DEU	Mercedes AMG GT3 - 2020	PROAM	3	3	2	1:57.101	6.470	1.013	143.7
4	72	Inception Racing	GBR	Nick Moss	GBR	Joe Osborne	GBR	McLaren 720 S GT3	PROAM	4	21	20	1:59.523	8.892	2.422	140.8
5	777	Olimp Racing	POL	Marcin Jedlinski	POL	Karol Basz	POL	Mercedes AMG GT3 - 2020	PROAM	5	3	2	2:01.700	11.069	2.177	138.2
6	52	AF Corse	ITA	Cedric Sbirrazzuoli	MCO	Hugo Delacour	PRY	Ferrari 488 GT3 MY2020	PROAM	6	16	5	2:02.159	11.528	0.459	137.7
7	22	Balfe Motorsport	GBR	Shaun Balfe	GBR	Adam Carroll	GBR	Audi R8 GT3 LMS 2019	PROAM	7	17	7	2:02.189	11.558	0.030	137.7
<b>AM</b>																
1	5	Olimp Racing	POL	Stanislaw Jedlinski	POL	Krystian Korzeniowski	POL	Audi R8 GT3 LMS 2018	AM	1	12	7	2:02.639			137.2
2	51	AF Corse	ITA	Oswaldo Negri	USA	Jay Schreiber	USA	Ferrari 488 GT3 MY2020	AM	2	18	5	2:02.832	0.193	0.193	137.0

Published at:.....

Track Temp: 23.8 °C Air Temp: 20.3 °C Humidity: 73 % Track Status: WET

<b>Stewards:</b>	<b>Race Director:</b>	<b>Timekeeper:</b> Luis Angel García Nuñez JOB/I-0020-ESP
------------------	-----------------------	--





**Circuito de Barcelona**  
**International GT Open**  
**Private test - 1**  
**Provisional Results by Class**



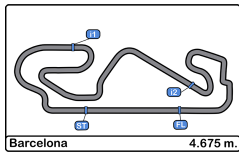
Cls	Nº	Entrant/Team	Nat	Driver 1	Nat	Driver 2	Nat	Vehicle	Cat	Cls	Laps	Best	Time	Gap	Interval	Km/h
<b>International GT Open</b>																
1	77	Lechner Racing	AUT	Al Faisal Al Zubair	AUT	Andy Soucek	ESP	Porsche 911 GT3-R II 2019	PRO	1	16	15	1:49.758			153.3
2	7	Inception Racing	GBR	Brendan Iribe	USA	Ollie Millroy	GBR	McLaren 720 S GT3	PROAM	1	13	12	1:50.631	0.873	0.873	152.1
3	97	TF Sport	GBR	Michael Dinan	USA	Robby Foley	USA	Aston Martin GT3 AMR MY2019	PRO	2	21	20	1:53.917	4.159	3.286	147.7
4	17	HP Racing International	DEU	Gerhard Tweraser	AUT	Jan Seyffert	DEU	Lamborghini Huracan GT3 EVO	PROAM	2	14	13	1:56.088	6.330	2.171	144.9
5	15	Twin Busch by Equipe Vitesse	DEU	Mario Hirsch	DEU	Dominik Schraml	DEU	Mercedes AMG GT3 - 2020	PROAM	3	3	2	1:57.101	7.343	1.013	143.7
6	9	2 Seas Motorsport	BHR	Martin Kodric	HRV	Ethan Simioni	CAN	Mercedes AMG GT3 2020	PRO	3	19	18	1:58.942	9.184	1.841	141.4
7	72	Inception Racing	GBR	Nick Moss	GBR	Joe Osborne	GBR	McLaren 720 S GT3	PROAM	4	21	20	1:59.523	9.765	0.581	140.8
8	777	Olimp Racing	POL	Marcin Jedlinski	POL	Karol Basz	POL	Mercedes AMG GT3 - 2020	PROAM	5	3	2	2:01.700	11.942	2.177	138.2
9	52	AF Corse	ITA	Cedric Sbirrazzuoli	MCO	Hugo Delacour	FRA	Ferrari 488 GT3 MY2020	PROAM	6	16	5	2:02.159	12.401	0.459	137.7
10	22	Balfe Motorsport	GBR	Shaun Balfe	GBR	Adam Carroll	GBR	Audi R8 GT3 LMS 2019	PROAM	7	17	7	2:02.189	12.431	0.030	137.7
11	5	Olimp Racing	POL	Stanislaw Jedlinski	POL	Krystian Korzeniowski	POL	Audi R8 GT3 LMS 2018	AM	1	12	7	2:02.639	12.881	0.450	137.2
12	51	AF Corse	ITA	Oswaldo Negri	USA	Jay Schreiber	USA	Ferrari 488 GT3 MY2020	AM	2	18	5	2:02.832	13.074	0.193	137.0

Published at:.....

Track Temp: 23.8 °C Air Temp: 20.3 °C Humidity: 73 % Track Status: WET

<b>Stewards:</b>	<b>Race Director:</b>	<b>Timekeeper:</b> Luis Angel Garcia Nuñez JOB/I-0020-ESP
------------------	-----------------------	--



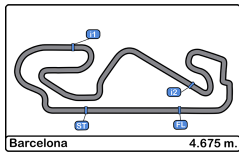


**Circuit de Barcelona**  
**International GT Open**  
**Private test - 1**  
**Lap Analysis**



5							15								
Stanislaw Jedlinski			Audi R8 GT3 LMS 2018				Mario Hirsch			Mercedes AMG GT3 - 2020					
AM Krystian Korzeniewski			Olimp Racing				PROAM			Dominik Schraml Twin Busch by Equipe Vitesse					
Lap	D	Time	Sector 1	Sector 2	Sector 3	T. Spd	Elapsed	Lap	D	Time	Sector 1	Sector 2	Sector 3	T. Spd	Elapsed
1		13:17:35.051	13:16:04.017	49.661	41.373	104.3	13:17:35.051	1		13:49:30.500	13:48:02.648	47.231	40.621	161.6	13:49:30.500
2		2:02.778	34.997	46.757	41.024	251.1	13:19:37.829	2		1:57.101	33.704	44.151	39.246	251.1	13:51:27.601
3		2:03.308	34.935	46.652	41.721	256.5	13:21:41.137	3		2:08.107 P	35.229	48.045	44.833	247.1	13:53:35.708
4		2:02.750	34.593	46.435	41.722	256.5	13:23:43.887	<b>17</b>							
5		2:20.126 P	40.404	50.369	49.353	189.1	13:26:04.013	PROAM			Gerhard Tweraser Lamborghini Huracan GT3 EVO				
6		5:02.506	3:33.951	47.026	41.529	176.4	13:31:06.519	PROAM			Jan Seyffert HP Racing International				
7		2:02.639	34.462	46.442	41.735	254.7	13:33:09.158	Lap	D	Time	Sector 1	Sector 2	Sector 3	T. Spd	Elapsed
8		2:19.749 P	40.534	50.699	48.516	182.7	13:35:28.907	1		13:15:18.636	13:13:49.932	47.139	41.565	174.7	13:15:18.636
9		7:23.763	5:42.930	54.088	46.745	128.7	13:42:52.670	2		2:04.058	35.139	47.319	41.600	250.5	13:17:22.694
10		2:13.526	36.502	51.298	45.726	246.5	13:45:06.196	3		2:03.288	34.962	46.786	41.540	252.9	13:19:25.982
11		2:13.119	36.601	50.816	45.702	252.3	13:47:19.315	4		2:03.082	34.841	46.943	41.298	252.9	13:21:29.064
12		2:32.335 P	37.465	53.836	1:01.034	243.7	13:49:51.650	5		2:09.198 P	34.334	46.531	48.333	252.3	13:23:38.262
<b>7</b>							Brendan Iribe McLaren 720 S GT3								
PROAM			Ollie Millroy Inception Racing				PROAM			Adam Carroll Balfe Motorsport					
Lap	D	Time	Sector 1	Sector 2	Sector 3	T. Spd	Elapsed	Lap	D	Time	Sector 1	Sector 2	Sector 3	T. Spd	Elapsed
1		13:02:21.816 P	13:00:48.841	47.124	45.851	173.3	13:02:21.816	6		9:43.884	8:13.787	47.739	42.358	153.6	13:33:22.146
2		4:09.949	2:42.733	46.217	40.999	173.9	13:06:31.765	7		2:06.210	35.727	46.547	43.936	250.5	13:35:28.356
3		2:05.909 P	34.327	46.850	44.732	252.3	13:08:37.674	8		2:11.247 P	36.113	47.180	47.954	244.8	13:37:39.603
4		6:34.976	5:07.458	46.554	40.964	178.5	13:15:12.650	9		4:26.075	2:53.926	47.025	45.124	177.9	13:42:05.678
5		2:02.360	34.479	46.512	41.369	253.5	13:17:15.010	10		2:07.540	37.781	46.294	43.465	247.7	13:44:13.218
6		2:12.789 P	34.489	46.984	51.316	252.9	13:19:27.799	11		2:01.360	34.956	44.924	41.480	253.5	13:46:14.578
7		12:28.582	11:00.740	46.403	41.439	177.3	13:31:56.381	12		2:03.525	34.188	44.307	45.030	254.1	13:48:18.103
8		2:06.666 P	34.742	45.825	46.099	250.0	13:34:03.047	13		1:56.088	33.542	43.014	39.532	254.7	13:50:14.191
9		10:43.992	9:19.465	43.673	40.854	179.1	13:44:47.039	14		2:03.587 P	33.716	43.964	45.907	257.1	13:52:17.778
10		1:54.914	33.476	42.023	39.415	254.7	13:46:41.953	<b>22</b>							
11		1:52.617	32.935	41.477	38.205	255.9	13:48:34.570	PROAM			Shaun Balfe Audi R8 GT3 LMS 2019				
12		1:50.631	32.303	40.906	37.422	257.7	13:50:25.201	PROAM			Adam Carroll Balfe Motorsport				
13		2:03.813 P	31.530	40.856	51.427	259.6	13:52:29.014	Lap	D	Time	Sector 1	Sector 2	Sector 3	T. Spd	Elapsed
<b>9</b>							Martin Kodric Mercedes AMG GT3 2020								
PRO			Ethan Simioni 2 Seas Motorsport				PROAM			Adam Carroll Balfe Motorsport					
Lap	D	Time	Sector 1	Sector 2	Sector 3	T. Spd	Elapsed	Lap	D	Time	Sector 1	Sector 2	Sector 3	T. Spd	Elapsed
1		13:02:27.250	13:00:55.418	49.852	41.980	169.8	13:02:27.250	1		13:08:28.894 P	13:06:26.053	1:00.546	1:02.295	166.1	13:08:28.894
2		2:06.492	36.994	47.849	41.649	218.6	13:04:33.742	2		6:53.305	5:22.137	49.494	41.674	176.7	13:15:22.199
3		2:02.802	34.861	46.927	41.014	251.7	13:06:36.544	3		2:09.929	34.814	47.070	48.045	248.8	13:17:32.128
4		2:17.768 P	34.672	53.391	49.705	252.3	13:08:54.312	4		2:02.939	34.642	46.951	41.346	254.7	13:19:35.067
5		6:15.837	4:44.684	49.541	41.612	161.6	13:15:10.149	5		2:08.590 P	34.846	48.083	45.661	254.7	13:21:43.657
6		2:03.486	36.245	46.468	40.773	252.3	13:17:13.635	6		4:39.679	3:11.850	46.393	41.436	180.0	13:26:23.336
7		2:02.333	34.554	46.449	41.330	249.4	13:19:15.968	7		2:02.189	34.468	45.855	41.866	254.7	13:28:25.525
8		2:15.520 P	35.796	51.203	48.521	238.9	13:21:31.488	8		2:03.355	34.804	46.733	41.818	253.5	13:30:28.880
9		4:45.124	3:16.009	47.258	41.857	175.6	13:26:16.612	9		2:08.889 P	35.372	46.906	46.611	254.7	13:32:37.769
10		2:02.304	34.420	46.401	41.483	252.9	13:28:18.916	10		5:00.878	3:26.095	49.579	45.204	147.1	13:37:38.647
11		2:02.420	34.774	46.372	41.274	248.8	13:30:21.336	11		2:06.738	35.743	47.462	43.533	250.5	13:39:45.385
12		2:02.134	34.690	46.047	41.397	252.3	13:32:23.470	12		2:05.656	35.724	47.132	42.800	251.1	13:41:51.041
13		2:11.902 P	34.863	47.813	49.226	252.3	13:34:35.372	13		2:04.893	35.498	46.858	42.537	252.3	13:43:55.934
14		4:37.588	3:09.503	46.356	41.729	177.9	13:39:12.960	14		2:03.108	35.290	45.904	41.914	252.3	13:45:59.042
15		2:00.442	34.439	44.572	41.431	252.3	13:41:13.402	15		2:13.980 P	36.910	48.598	48.472	247.1	13:48:13.022
16		2:04.943 P	34.303	44.316	46.324	253.5	13:43:18.345	16		3:04.817	1:42.090	43.533	39.194	171.4	13:51:17.839
17		4:23.374	2:56.566	45.231	41.577	179.4	13:47:41.719	17		2:06.279 P	35.667	44.315	46.297	238.4	13:53:24.118
18		1:58.942	33.513	43.073	42.356	257.1	13:49:40.661								
19		2:00.435 P	33.147	42.977	44.311	257.7	13:51:41.096								





**Circuit de Barcelona**  
**International GT Open**  
**Private test - 1**  
**Lap Analysis**



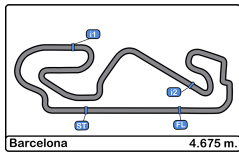
<b>51</b>	Oswaldo Negri	Ferrari 488 GT3 MY2020	<b>72</b>	Nick Moss	McLaren 720 S GT3
AM	Jay Schreiberman	AF Corse	PROAM	Joe Osborne	Inception Racing

Lap	D	Time	Sector 1	Sector 2	Sector 3	T. Spd	Elapsed	Lap	D	Time	Sector 1	Sector 2	Sector 3	T. Spd	Elapsed
1		13:05:36.212	13:03:54.712	53.122	48.378	165.6	13:05:36.212	1		13:02:22.249	13:00:48.304	51.469	42.476	166.6	13:02:22.249
2		2:48.588 P	40.611	1:07.170	1:00.807	235.2	13:08:24.800	2		2:04.817	36.524	46.885	41.408	233.2	13:04:27.066
3		6:55.865	5:22.221	49.918	43.726	164.6	13:15:20.665	3		2:05.913	36.378	48.042	41.493	230.7	13:06:32.979
4		2:04.570	36.000	47.264	41.306	241.0	13:17:25.235	4		2:18.764 P	36.867	52.811	49.086	201.4	13:08:51.743
5		<b>2:02.832</b>	35.085	46.572	<b>41.175</b>	251.7	13:19:28.067	5		6:17.239	4:48.386	47.740	41.113	177.3	13:15:08.982
6		2:03.082	<b>34.570</b>	46.775	41.737	252.3	13:21:31.149	6		2:01.368	34.372	46.125	<b>40.871</b>	251.1	13:17:10.350
7		2:03.055	34.741	<b>46.567</b>	41.747	252.3	13:23:34.204	7		2:06.353 P	34.397	46.528	45.428	251.7	13:19:16.703
8		2:09.339 P	34.694	46.616	48.029	251.7	13:25:43.543	8		4:42.852	3:10.240	46.263	46.349	180.3	13:23:59.555
9		7:07.965	5:30.677	50.840	46.448	160.7	13:32:51.508	9		2:01.799	34.596	45.937	41.266	252.9	13:26:01.354
10		2:09.324	36.970	48.874	43.480	250.0	13:35:00.832	10		2:05.250 P	34.373	45.678	45.199	252.9	13:28:06.604
11		2:11.131	36.049	50.121	44.961	250.5	13:37:11.963	11		3:30.706	1:57.735	49.723	43.248	176.1	13:31:37.310
12		2:08.112	36.649	47.897	43.566	251.1	13:39:20.075	12		2:08.363	36.634	49.060	42.669	247.1	13:33:45.673
13		2:07.049	35.704	47.566	43.779	252.9	13:41:27.124	13		2:06.498	36.027	48.147	42.324	251.7	13:35:52.171
14		2:07.978	35.868	47.376	44.734	252.9	13:43:35.102	14		2:06.627	35.892	47.937	42.798	251.7	13:37:58.798
15		2:07.070	36.046	46.904	44.120	251.1	13:45:42.172	15		2:04.495	35.300	47.159	42.036	251.7	13:40:03.293
16		2:07.254	36.063	47.311	43.880	251.7	13:47:49.426	16		2:03.590	35.172	46.108	42.310	253.5	13:42:06.883
17		2:19.447	35.387	48.629	55.431	252.9	13:50:08.873	17		2:03.397	35.495	45.989	41.913	254.7	13:44:10.280
18		2:19.020 P	36.481	49.134	53.405	250.5	13:52:27.893	18		2:03.159	34.577	45.460	43.122	255.3	13:46:13.439

<b>52</b>	Cedric Sbirrazzuoli	Ferrari 488 GT3 MY2020	<b>77</b>	Al Faisal Al Zubair	Porsche 911 GT3-R II 2019
PROAM	Hugo Delacour	AF Corse	PRO	Andy Soucek	Lechner Racing

Lap	D	Time	Sector 1	Sector 2	Sector 3	T. Spd	Elapsed	Lap	D	Time	Sector 1	Sector 2	Sector 3	T. Spd	Elapsed
1		13:04:25.328 P	13:02:39.737	52.355	53.236	125.8	13:04:25.328	1		13:03:46.763 P	13:02:14.010	46.371	46.382	157.8	13:03:46.763
2		10:25.397	8:57.786	46.651	<b>40.960</b>	166.1	13:14:50.725	2		8:54.270 P	2:08.472	5:59.851	45.947	150.4	13:12:41.033
3		2:02.650	<b>34.153</b>	46.031	42.466	250.0	13:16:53.375	3		4:36.028	3:07.899	46.560	41.569	119.7	13:17:17.061
4		2:02.519	34.454	46.666	41.399	251.1	13:18:55.894	4		2:01.107	34.301	46.301	40.505	252.9	13:19:18.168
5		<b>2:02.159</b>	34.215	46.667	41.277	252.3	13:20:58.053	5		2:23.850	34.369	46.965	1:02.516	252.9	13:21:42.018
6		2:15.003 P	35.450	50.093	49.460	250.5	13:23:13.056	6		2:02.673	35.066	46.200	41.407	250.0	13:23:44.691
7		3:52.072 P	2:05.418	50.174	56.480	174.7	13:27:05.128	7		2:07.518 P	34.321	46.216	46.981	254.1	13:25:52.209
8		5:51.569	4:19.461	48.119	43.989	153.4	13:32:56.697	8		5:19.386	3:52.424	45.714	41.248	180.0	13:31:11.595
9		2:04.699	35.841	46.524	42.334	251.1	13:35:01.396	9		2:02.247	34.250	45.718	42.279	252.9	13:33:13.842
10		2:07.813	35.862	47.213	44.738	251.7	13:37:09.209	10		2:11.126 P	35.129	47.053	48.944	251.1	13:35:24.968
11		2:06.404	36.342	47.361	42.701	250.0	13:39:15.613	11		5:30.745 P	3:56.748	46.099	47.898	180.0	13:40:55.713
12		2:05.796	35.577	47.158	43.061	250.5	13:41:21.409	12		4:20.683	2:56.052	43.685	40.946	152.3	13:45:16.396
13		2:04.464	35.117	46.698	42.649	251.7	13:43:25.873	13		1:55.022	33.347	42.433	39.242	252.9	13:47:11.418
14		2:12.788 P	35.476	47.099	50.213	252.9	13:45:38.661	14		1:52.756	32.139	41.281	39.336	254.1	13:49:04.174
15		4:21.557	2:54.429	45.469	41.659	175.6	13:50:00.218	15		<b>1:49.758</b>	<b>31.415</b>	<b>40.943</b>	<b>37.400</b>	255.3	13:50:53.932
16		2:07.876 P	34.271	<b>44.731</b>	48.874	254.1	13:52:08.094	16		8:46.379 P	7:04.153	53.972	48.254	255.9	13:59:40.311





Circuit de Barcelona  
International GT Open  
Private test - 1  
Lap Analysis



97

Michael Dinan

Aston Martin GT3 AMR MY2019

PRO

Robby Foley

TF Sport

Lap	D	Time	Sector 1	Sector 2	Sector 3	T. Spd	Elapsed
1		13:03:35.870	13:02:01.348	50.629	43.893	155.3	13:03:35.870
2		2:08.487	37.305	48.732	42.450	235.8	13:05:44.357
3		2:41.868 P	36.024	1:04.603	1:01.241	247.1	13:08:26.225
4		6:59.529	5:28.967	48.670	41.892	170.8	13:15:25.754
5		2:04.965	35.241	48.042	41.682	247.7	13:17:30.719
6		2:03.821	35.045	47.416	41.360	249.4	13:19:34.540
7		2:03.761	34.757	47.120	41.884	249.4	13:21:38.301
8		2:03.758	35.020	46.919	41.819	250.0	13:23:42.059
9		2:04.469	34.817	47.508	42.144	251.7	13:25:46.528
10		2:10.019 P	34.955	47.309	47.755	250.5	13:27:56.547
11		4:52.050	3:19.713	49.530	42.807	170.8	13:32:48.597
12		2:08.372	36.664	49.123	42.585	249.4	13:34:56.969
13		2:51.407	35.872	47.941	1:27.594	250.0	13:37:48.376
14		2:05.545	35.679	46.790	43.076	250.0	13:39:53.921
15		2:05.122	35.415	46.605	43.102	251.7	13:41:59.043
16		2:06.329	35.690	46.746	43.893	252.3	13:44:05.372
17		2:15.433 P	36.054	47.455	51.924	251.7	13:46:20.805
18		3:30.822	2:05.606	44.803	40.413	175.8	13:49:51.627
19		1:55.143	33.343	42.900	38.900	254.1	13:51:46.770
20		1:53.917	32.795	42.644	38.478	255.9	13:53:40.687
21		1:56.846 P	32.208	42.184	42.454	254.7	13:55:37.533

777

Marcin Jedlinski

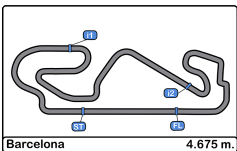
Mercedes AMG GT3 - 2020

PROAM

Karol Basz

Olimp Racing

Lap	D	Time	Sector 1	Sector 2	Sector 3	T. Spd	Elapsed
1		13:20:02.362	13:18:34.087	47.062	41.213	162.1	13:20:02.362
2		2:01.700	34.586	46.218	40.896	250.0	13:22:04.062
3		2:11.472 P	35.209	46.825	49.438	251.1	13:24:15.534

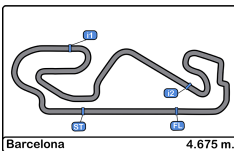


**Circuito de Barcelona**  
**International GT Open**  
**Private test - 1**  
**Best Sectors Results**



Sector - 1				Sector - 2				Sector - 3				Ideal Lap vs Best Lap				
Clas	Nº	Driver	Time	Nº	Driver	Time	Nº	Driver	Time	Clas	Nº	Driver	Ideal Lap	Best Lap	Clas	
1	77	Al Zubair - Soucek	31.415	7	Iribe - Millroy	40.856	77	Al Zubair - Soucek	37.400	1	77	Al Zubair - Soucek	1:49.758	1:49.758	1	
2	7	Iribe - Millroy	31.530	77	Al Zubair - Soucek	40.943	7	Iribe - Millroy	37.422	2	7	Iribe - Millroy	1:49.808	1:50.631	2	
3	97	Dinan - Foley	32.208	97	Dinan - Foley	42.184	97	Dinan - Foley	38.478	3	97	Dinan - Foley	1:52.870	1:53.917	3	
4	9	Kodric - Simioni	33.147	9	Kodric - Simioni	42.977	22	Balfe - Carroll	39.194	4	17	Tweraser - Seyffert	1:56.088	1:56.088	4	
5	17	Tweraser - Seyffert	33.542	17	Tweraser - Seyffert	43.014	15	Hirsch - Schraml	39.246	5	9	Kodric - Simioni	1:56.897	1:58.942	6	
6	15	Hirsch - Schraml	33.704	22	Balfe - Carroll	43.533	17	Tweraser - Seyffert	39.532	6	15	Hirsch - Schraml	1:57.101	1:57.101	5	
7	72	Moss - Osborne	34.040	15	Hirsch - Schraml	44.151	9	Kodric - Simioni	40.773	7	22	Balfe - Carroll	1:57.195	2:02.189	10	
8	52	Sbirrazzuoli - Delacour	34.153	72	Moss - Osborne	44.435	72	Moss - Osborne	40.871	8	72	Moss - Osborne	1:59.346	1:59.523	7	
9	5	Jedlinski - Korzeniowski	34.462	52	Sbirrazzuoli - Delacour	44.731	777	Jedlinski - Basz	40.896	9	52	Sbirrazzuoli - Delacour	1:59.844	2:02.159	9	
10	22	Balfe - Carroll	34.468	777	Jedlinski - Basz	46.218	52	Sbirrazzuoli - Delacour	40.960	10	777	Jedlinski - Basz	2:01.700	2:01.700	8	
11	51	Negri - Schreiberman	34.570	5	Jedlinski - Korzeniowski	46.435	5	Jedlinski - Korzeniowski	41.024	11	5	Jedlinski - Korzeniowski	2:01.921	2:02.639	11	
12	777	Jedlinski - Basz	34.586	51	Negri - Schreiberman	46.567	51	Negri - Schreiberman	41.175	12	51	Negri - Schreiberman	2:02.312	2:02.832	12	





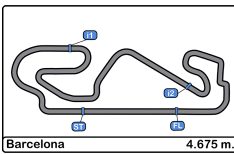
**Circuito de Barcelona**  
**International GT Open**  
**Private test - 1**  
**Best 5 Lap Times**



Cl	Nº	Entrant/Team	Nat	Driver 1	Nat	Driver 2	Nat	Vehicle	Cat	Cl	Best 1		Best 2		Best 3		Best 4		Best 5	
											Time	Lap	Time	Lap	Time	Lap	Time	Lap	Time	Lap
1	77	Lechner Racing	AUT	Al Faisal Al Zubair	CAN	Andy Soucek	ESP	Porsche 911 GT3-R II 2019	PRO	1	1:49.758	15	1:52.756	14	1:55.022	13	2:01.107	4	2:02.247	9
2	7	Inception Racing	GBR	Brendan Iribe	USA	Ollie Millroy	GBR	McLaren 720 S GT3	PROAM	1	1:50.631	12	1:52.617	11	1:54.914	10	2:02.360	5	2:03.813	13
3	97	TF Sport	GBR	Michael Dinan	USA	Robby Foley	USA	Aston Martin GT3 AMR MY2019	PRO	2	1:53.917	20	1:55.143	19	1:56.846	21	2:03.758	8	2:03.761	7
4	17	HP Racing International	DEU	Gerhard Tweraser	AUT	Jan Seyffert	DEU	Lamborghini Huracan GT3 EVO	PROAM	2	1:56.088	13	2:01.360	11	2:03.082	4	2:03.288	3	2:03.525	12
5	15	Twin Busch by Equipe Vitesse	DEU	Mario Hirsch	DEU	Dominik Schraml	DEU	Mercedes AMG GT3 - 2020	PROAM	3	1:57.101	2	2:08.107	3						
6	9	2 Seas Motorsport	BHR	Martin Kodric	HRV	Ethan Simioni	CAN	Mercedes AMG GT3 2020	PRO	3	1:58.942	18	2:00.435	19	2:00.442	15	2:02.134	12	2:02.304	10
7	72	Inception Racing	GBR	Nick Moss	GBR	Joe Osborne	GBR	McLaren 720 S GT3	PROAM	4	1:59.523	20	2:00.785	19	2:01.368	6	2:01.799	9	2:03.159	18
8	777	Olimp Racing	POL	Marcin Jedlinski	POL	Karol Basz	POL	Mercedes AMG GT3 - 2020	PROAM	5	2:01.700	2	2:11.472	3						
9	52	AF Corse	ITA	Cedric Sbirrazzuoli	MCO	Hugo Delacour	FRA	Ferrari 488 GT3 MY2020	PROAM	6	2:02.159	5	2:02.519	4	2:02.650	3	2:04.464	13	2:04.699	9
10	22	Balfe Motorsport	GBR	Shaun Balfe	GBR	Adam Carroll	GBR	Audi R8 GT3 LMS 2019	PROAM	7	2:02.189	7	2:02.939	4	2:03.108	14	2:03.355	8	2:04.893	13
11	5	Olimp Racing	POL	Stanislaw Jedlinski	POL	Krystian Korzeniowski	POL	Audi R8 GT3 LMS 2018	AM	1	2:02.639	7	2:02.750	4	2:02.778	2	2:03.308	3	2:13.119	11
12	51	AF Corse	ITA	Oswaldo Negri	USA	Jay Schreiber	USA	Ferrari 488 GT3 MY2020	AM	2	2:02.832	5	2:03.055	7	2:03.082	6	2:04.570	4	2:07.049	13





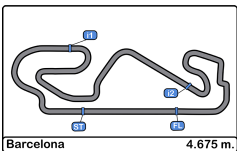


**Circuito de Barcelona**  
**International GT Open**  
**Private test - 1**  
**Best 5 Top Speeds**



Cl	Nº	Entrant/Team	Nat	Driver 1	Nat	Driver 2	Nat	Vehicle	Cat	Cl	Top 1		Top 2		Top 3		Top 4		Top 5		Avg	
											Km/h	Lap	Km/h	Lap	Km/h	Lap	Km/h	Lap	Km/h	Lap		
1	7	Inception Racing	GBR	Brendan Iribe	USA	Ollie Millroy	GBR	McLaren 720 S GT3	PROAM	1	259.6	13	257.7	12	255.9	11	254.7	10	253.5	5	256.3	
2	9	2 Seas Motorsport	BHR	Martin Kodric	HRV	Ethan Simioni	CAN	Mercedes AMG GT3 2020	PRO	1	257.7	19	257.1	18	253.5	16	252.9	10	252.3	4	254.7	
3	17	HP Racing International	DEU	Gerhard Tweraser	AUT	Jan Seyffert	DEU	Lamborghini Huracan GT3 EVO	PROAM	2	257.1	14	254.7	13	254.1	12	253.5	11	252.9	3	254.4	
4	5	Olimp Racing	POL	Stanislaw Jedlinski	POL	Krystian Korzeniowski	POL	Audi R8 GT3 LMS 2018	AM	1	256.5	3	256.5	4	254.7	7	252.3	11	251.1	2	254.2	
5	72	Inception Racing	GBR	Nick Moss	GBR	Joe Osborne	GBR	McLaren 720 S GT3	PROAM	3	256.5	21	255.3	18	255.3	20	254.7	17	254.1	19	255.2	
6	77	Lechner Racing	AUT	Al Faisal Al Zubair	OMN	Andy Soucek	ESP	Porsche 911 GT3-R II 2019	PRO	2	255.9	16	255.3	15	254.1	7	254.1	14	252.9	4	254.4	
7	97	TF Sport	GBR	Michael Dinan	USA	Robby Foley	USA	Aston Martin GT3 AMR MY2019	PRO	3	255.9	20	254.7	21	254.1	19	252.3	16	251.7	9	253.7	
8	22	Balfe Motorsport	GBR	Shaun Balfe	GBR	Adam Carroll	GBR	Audi R8 GT3 LMS 2019	PROAM	4	254.7	4	254.7	5	254.7	7	254.7	9	253.5	8	254.4	
9	52	AF Corse	ITA	Cedric Sbirrazzuoli	MCO	Hugo Delacour	FRA	Ferrari 488 GT3 MY2020	PROAM	5	254.1	16	252.9	14	252.3	5	251.7	10	251.7	13	252.5	
10	51	AF Corse	ITA	Oswaldo Negri	USA	Jay Schreiber	USA	Ferrari 488 GT3 MY2020	AM	2	252.9	13	252.9	14	252.9	17	252.3	6	252.3	7	252.6	
11	15	Twin Busch by Equipe Vitesse	DEU	Mario Hirsch	DEU	Dominik Schraml	DEU	Mercedes AMG GT3 - 2020	PROAM	6	251.1	2	247.1	3	161.6	1					219.9	
12	777	Olimp Racing	POL	Marcin Jedlinski	POL	Karol Basz	POL	Mercedes AMG GT3 - 2020	PROAM	7	251.1	3	250.0	2	162.1	1						221.1





Circuito de Barcelona

International GT Open

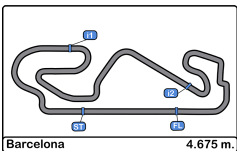
Private test - 1

Fastest Laps Sequence



Lap	Time of Day	Session Time	Nº	Entrant/Team	Nat	Driver 1	Nat	Driver 2	Nat	Vehicle	Cat	Time	Km/h
2	13:04:27.066	4:27.066	72	Inception Racing	GBR	Nick Moss	GBR	Joe Osborne	GBR	McLaren 720 S GT3	PROAM	2:04.817	134.8
3	13:06:36.544	6:36.544	9	2 Seas Motorsport	BHR	Martin Kodric	HRV	Ethan Simioni	CAN	Mercedes AMG GT3 2020	PRO	2:02.802	137.0
3	13:16:53.375	16:53.375	52	AF Corse	ITA	Cedric Sbirrazzuoli	MCO	Hugo Delacour	FRA	Ferrari 488 GT3 MY2020	PROAM	2:02.650	137.2
6	13:17:10.350	17:10.350	72	Inception Racing	GBR	Nick Moss	GBR	Joe Osborne	GBR	McLaren 720 S GT3	PROAM	2:01.368	138.6
4	13:19:18.168	19:18.168	77	Lechner Racing	AUT	Al Faisal Al Zubair	QAT	Andy Soucek	ESP	Porsche 911 GT3-R II 2019	PRO	2:01.107	138.9
15	13:41:13.402	41:13.402	9	2 Seas Motorsport	BHR	Martin Kodric	HRV	Ethan Simioni	CAN	Mercedes AMG GT3 2020	PRO	2:00.442	139.7
10	13:46:41.953	46:41.953	7	Inception Racing	GBR	Brendan Iribe	USA	Ollie Millroy	GBR	McLaren 720 S GT3	PROAM	1:54.914	146.4
11	13:48:34.570	48:34.570	7	Inception Racing	GBR	Brendan Iribe	USA	Ollie Millroy	GBR	McLaren 720 S GT3	PROAM	1:52.617	149.4
12	13:50:25.201	50:25.201	7	Inception Racing	GBR	Brendan Iribe	USA	Ollie Millroy	GBR	McLaren 720 S GT3	PROAM	1:50.631	152.1
15	13:50:53.932	50:53.932	77	Lechner Racing	AUT	Al Faisal Al Zubair	QAT	Andy Soucek	ESP	Porsche 911 GT3-R II 2019	PRO	1:49.758	153.3





Circuito de Barcelona

International GT Open

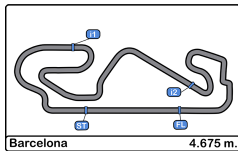
Private test - 1

Event Best Maximum Speed



Nº	Entrant/Team	Nat	Driver 1	Nat	Driver 2	Nat	Vehicle	Cat	Km/h	Session
7	Inception Racing	GBR	Brendan Iribe	USA	Ollie Millroy	GBR	McLaren 720 S GT3	PROAM	259.6	Private test - 1
9	2 Seas Motorsport	BHR	Martin Kodric	HRV	Ethan Simioni	CAN	Mercedes AMG GT3 2020	PRO	257.7	Private test - 1
17	HP Racing International	DEU	Gerhard Tweraser	AUT	Jan Seyffert	DEU	Lamborghini Huracan GT3 EVO	PROAM	257.1	Private test - 1
5	Olimp Racing	POL	Stanislaw Jedlinski	POL	Krystian Korzeniowski	POL	Audi R8 GT3 LMS 2018	AM	256.5	Private test - 1
72	Inception Racing	GBR	Nick Moss	GBR	Joe Osborne	GBR	McLaren 720 S GT3	PROAM	256.5	Private test - 1
77	Lechner Racing	AUT	Al Faisal Al Zubair	CAN	Andy Soucek	ESP	Porsche 911 GT3-R II 2019	PRO	255.9	Private test - 1
97	TF Sport	GBR	Michael Dinan	USA	Robby Foley	USA	Aston Martin GT3 AMR MY2019	PRO	255.9	Private test - 1
22	Balfe Motorsport	GBR	Shaun Balfe	GBR	Adam Carroll	GBR	Audi R8 GT3 LMS 2019	PROAM	254.7	Private test - 1
52	AF Corse	ITA	Cedric Sbirrazzuoli	MCO	Hugo Delacour	FRN	Ferrari 488 GT3 MY2020	PROAM	254.1	Private test - 1
51	AF Corse	ITA	Oswaldo Negri	USA	Jay Schreiber	USA	Ferrari 488 GT3 MY2020	AM	252.9	Private test - 1
777	Olimp Racing	POL	Marcin Jedlinski	POL	Karol Basz	POL	Mercedes AMG GT3 - 2020	PROAM	251.1	Private test - 1
15	Twin Busch by Equipe Vitesse	DEU	Mario Hirsch	DEU	Dominik Schraml	DEU	Mercedes AMG GT3 - 2020	PROAM	251.1	Private test - 1





**Circuit de Barcelona  
International GT Open  
Private test - 1  
Pit Stop Analysis**



**5** Stanislaw Jedlinski Audi R8 GT3 LMS 2018  
AM Krystian Korzeniowski Olimp Racing

Nº	In Day Time	In Time	Out Time	Pit Time	T. Pit Time	Handicap	Diff.
1	13:26:01.539	13:26:01.539	13:29:02.483	3:00.944	3:00.944		
2	13:35:26.453	13:35:26.453	13:40:26.979	5:00.526	8:01.470		

**7** Brendan Iribe McLaren 720 S GT3  
PROAM Ollie Millroy Inception Racing

Nº	In Day Time	In Time	Out Time	Pit Time	T. Pit Time	Handicap	Diff.
1	13:02:19.404	13:02:19.404	13:04:29.369	2:09.965	2:09.965		
2	13:08:35.264	13:08:35.264	13:13:10.203	4:34.939	6:44.904		
3	13:19:25.206	13:19:25.206	13:29:54.612	10:29.406	17:14.310		
4	13:34:00.642	13:34:00.642	13:42:48.442	8:47.800	26:02.110		

**9** Martin Kodric Mercedes AMG GT3 2020  
PRO Ethan Simioni 2 Seas Motorsport

Nº	In Day Time	In Time	Out Time	Pit Time	T. Pit Time	Handicap	Diff.
1	13:08:51.662	13:08:51.662	13:13:02.953	4:11.291	4:11.291		
2	13:21:28.984	13:21:28.984	13:24:11.550	2:42.566	6:53.857		
3	13:34:32.861	13:34:32.861	13:37:09.979	2:37.118	9:30.975		
4	13:43:15.822	13:43:15.822	13:45:41.183	2:25.361	11:56.336		

**17** Gerhard Tweraser Lamborghini Huracan GT3 EVO  
PROAM Jan Seyffert HP Racing International

Nº	In Day Time	In Time	Out Time	Pit Time	T. Pit Time	Handicap	Diff.
1	13:23:35.823	13:23:35.823	13:31:14.155	7:38.332	7:38.332		
2	13:37:37.086	13:37:37.086	13:39:57.271	2:20.185	9:58.517		

**22** Shaun Balfe Audi R8 GT3 LMS 2019  
PROAM Adam Carroll Balfe Motorsport

Nº	In Day Time	In Time	Out Time	Pit Time	T. Pit Time	Handicap	Diff.
1	13:08:26.458	13:08:26.458	13:13:15.880	4:49.422	4:49.422		
2	13:21:41.719	13:21:41.719	13:24:22.114	2:40.395	7:29.817		
3	13:32:35.326	13:32:35.326	13:35:26.197	2:50.871	10:20.688		
4	13:48:10.591	13:48:10.591	13:49:20.982	1:10.391	11:31.079		

**51** Oswaldo Negri Ferrari 488 GT3 MY2020  
AM Jay Schreiber AF Corse

Nº	In Day Time	In Time	Out Time	Pit Time	T. Pit Time	Handicap	Diff.
1	13:08:22.104	13:08:22.104	13:13:08.189	4:46.085	4:46.085		
2	13:25:40.900	13:25:40.900	13:30:02.389	4:21.489	9:07.574		

**52** Cedric Sbirrazzuoli Ferrari 488 GT3 MY2020  
PROAM Hugo Delacour AF Corse

Nº	In Day Time	In Time	Out Time	Pit Time	T. Pit Time	Handicap	Diff.
1	13:04:22.892	13:04:22.892	13:12:46.107	8:23.215	8:23.215		
2	13:23:10.607	13:23:10.607	13:24:41.919	1:31.312	9:54.527		
3	13:27:02.594	13:27:02.594	13:30:46.829	3:44.235	13:38.762		
4	13:45:36.217	13:45:36.217	13:47:57.881	2:21.664	16:00.426		

**72** Nick Moss McLaren 720 S GT3  
PROAM Joe Osborne Inception Racing

Nº	In Day Time	In Time	Out Time	Pit Time	T. Pit Time	Handicap	Diff.
1	13:08:49.350	13:08:49.350	13:13:05.038	4:15.688	4:15.688		
2	13:19:14.357	13:19:14.357	13:21:53.574	2:39.217	6:54.905		
3	13:28:04.248	13:28:04.248	13:29:27.284	1:23.036	8:17.941		

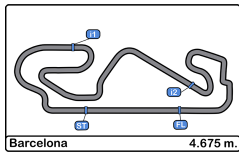
**77** Al Faisal Al Zubair Porsche 911 GT3-R II 2019  
PRO Andy Soucek Lechner Racing

Nº	In Day Time	In Time	Out Time	Pit Time	T. Pit Time	Handicap	Diff.
1	13:03:43.887	13:03:43.887	13:05:18.812	1:34.925	1:34.925		
2	13:12:38.597	13:12:38.597	13:15:12.719	2:34.122	4:09.047		
3	13:25:49.785	13:25:49.785	13:29:10.955	3:21.170	7:30.217		
4	13:35:22.350	13:35:22.350	13:38:46.412	3:24.062	10:54.279		
5	13:40:53.285	13:40:53.285	13:43:15.134	2:21.849	13:16.128		

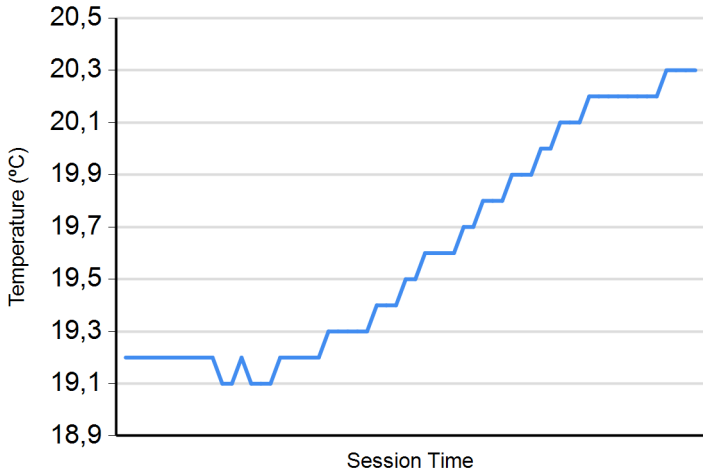
**97** Michael Dinan Aston Martin GT3 AMR MY2019  
PRO Robby Foley TF Sport

Nº	In Day Time	In Time	Out Time	Pit Time	T. Pit Time	Handicap	Diff.
1	13:08:23.629	13:08:23.629	13:13:19.640	4:56.011	4:56.011		
2	13:27:54.106	13:27:54.106	13:30:38.700	2:44.594	7:40.605		
3	13:46:18.408	13:46:18.408	13:47:51.926	1:33.518	9:14.123		

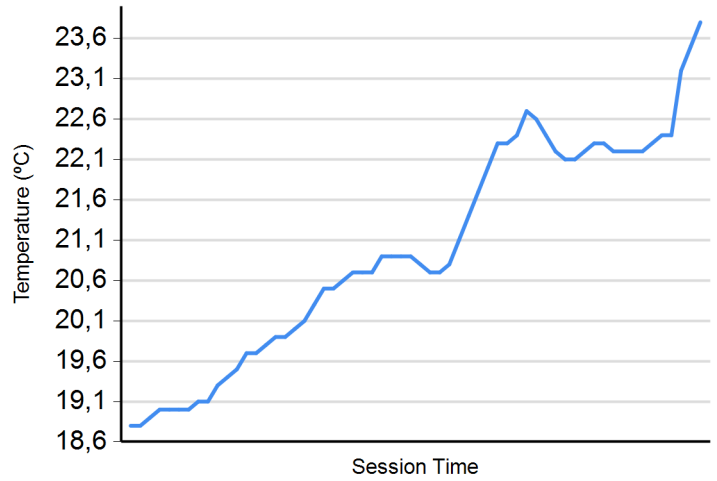




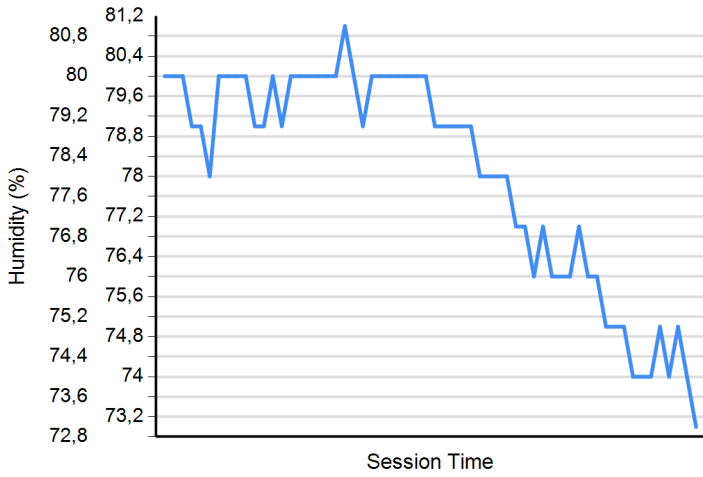
**Air Temperature**



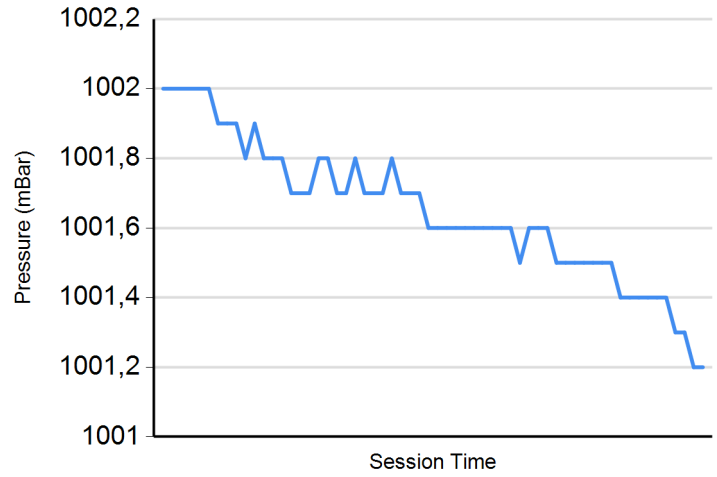
**Track Temperature**



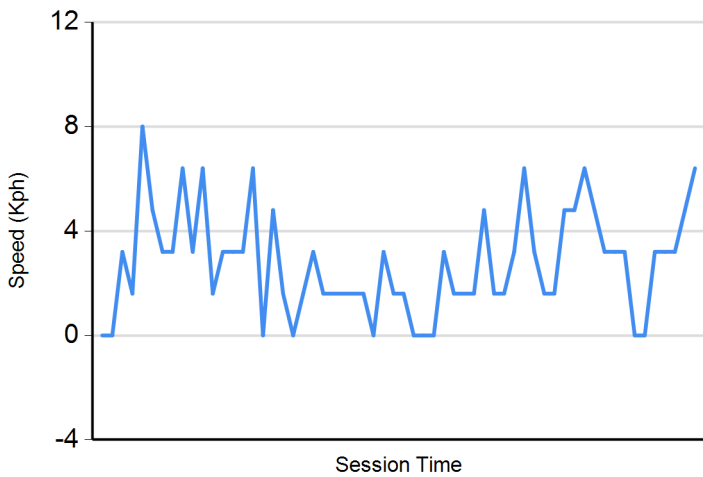
**Humidity**



**Pressure**



**Wind Speed**



**Wind direction**

North = 0°/360° Est = 90° South = 180° West = 270°

