

Circuito de Barcelona
International GT Open
Private test - 2
Provisional Results



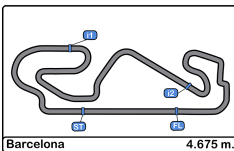
Cls	Nº	Entrant/Team	Nat	Driver 1	Nat	Driver 2	Nat	Vehicle	Cat	Cls	Laps	Best	Time	Gap	Interval	Km/h
1	22	Balfe Motorsport	GBR	Shaun Balfe	GBR	Adam Carroll	GBR	Audi R8 GT3 LMS 2019	PROAM	1	26	9	1:45.411			159.6
2	97	TF Sport	GBR	Michael Dinan	USA	Robby Foley	USA	Aston Martin GT3 AMR MY2019	PRO	1	30	13	1:45.524	0.113	0.113	159.4
3	777	Olimp Racing	POL	Marcin Jedlinski	POL	Karol Basz	POL	Mercedes AMG GT3 - 2020	PROAM	2	26	8	1:45.553	0.142	0.029	159.4
4	17	HP Racing International	DEU	Gerhard Tweraser	AUT	Jan Seyffert	DEU	Lamborghini Huracan GT3 EVO	PROAM	3	29	18	1:45.699	0.288	0.146	159.2
5	9	2 Seas Motorsport	BHR	Martin Kodric	HRV	Ethan Simioni	CAN	Mercedes AMG GT3 2020	PRO	2	16	13	1:45.778	0.367	0.079	159.1
6	15	Twin Busch by Equipe Vitesse	DEU	Mario Hirsch	DEU	Dominik Schraml	DEU	Mercedes AMG GT3 - 2020	PROAM	4	27	17	1:45.790	0.379	0.012	159.0
7	63	Vincenzo Sospiri Racing	ITA	Michele Beretta	ITA	Frederik Schandorff	DNK	Lamborghini Huracan GT3 EVO	PRO	3	25	23	1:45.925	0.514	0.135	158.8
8	72	Inception Racing	GBR	Nick Moss	GBR	Joe Osborne	GBR	McLaren 720 S GT3	PROAM	5	31	23	1:46.230	0.819	0.305	158.4
9	19	Vincenzo Sospiri Racing	ITA	Baptiste Moulin	BEL	Yuki Nemoto	JPN	Lamborghini Huracan GT3 EVO	PRO	4	25	11	1:46.338	0.927	0.108	158.2
10	52	AF Corse	ITA	Cedric Sbirrazzuoli	MCO	Hugo Delacour	FRA	Ferrari 488 GT3 MY2020	PROAM	6	30	9	1:46.375	0.964	0.037	158.2
11	77	Lechner Racing	AUT	Al Faisal Al Zubair	QAT	Andy Soucek	ESP	Porsche 911 GT3-R II 2019	PRO	5	26	9	1:46.471	1.060	0.096	158.0
12	11	Reno Racing	DNK	Jens Reno Moller	DNK	Marcus Paverud	NOR	Honda NSX GT3 Evo	PROAM	7	27	14	1:46.883	1.472	0.412	157.4
13	51	AF Corse	ITA	Oswaldo Negri	USA	Jay Schreiber	USA	Ferrari 488 GT3 MY2020	AM	1	29	20	1:47.192	1.781	0.309	157.0
14	5	Olimp Racing	POL	Stanislaw Jedlinski	POL	Krystian Korzeniowski	POL	Audi R8 GT3 LMS 2018	AM	2	22	21	1:47.688	2.277	0.496	156.2
15	7	Inception Racing	GBR	Brendan Iribe	USA	Ollie Millroy	GBR	McLaren 720 S GT3	PROAM	8	7	3	1:47.795	2.384	0.107	156.1
16	47	AKM Motorsport	ITA	Loris Spinelli	ITA	Florian Scholze	DEU	Mercedes AMG GT3 - 2020	PROAM	9	23	22	1:48.316	2.905	0.521	155.3
17	24	A&P Racing Team PTT Tech Support	POL	Maciej Blazek	POL	Mateusz Lisowski	POL	Porsche 991 GT3 Cup gen 2	CUPPA	1	27	16	1:51.569	6.158	3.253	150.8
18	991	Valluga Racing	GBR	Dino Zamparelli	GBR	Jan Klingelberg	CHE	Porsche 911 GT3 Cup gen 2	CUPPA	2	19	3	1:52.658	7.247	1.089	149.3
19	26	Q1 by EMG Motorsport	BEL	Maciej Darmetko	POL	Artur Janosz	POL	Porsche 911 GT3 Cup gen 2	CUPPA	3	22	9	1:52.732	7.321	0.074	149.2
20	215	NM Racing Team	ESP	August MacBeth	CHE	Albert Estragues	ESP	Mercedes AMG GT4	CUPAM	1	25	22	1:53.964	8.553	1.232	147.6

Published at:.....

Track Temp: 23.8 °C Air Temp: 21.0 °C Humidity: 68 % Track Status: DRY

Stewards:	Race Director:	Timekeeper: Luis Angel Garcia Nunez JOB/I-0020-ESP
-----------	----------------	--





Circuito de Barcelona
International GT Open
Private test - 2
Provisional Results by Category



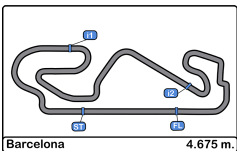
Cls	Nº	Entrant/Team	Nat	Driver 1	Nat	Driver 2	Nat	Vehicle	Cat	Cls	Laps	Best	Time	Gap	Interval	Km/h
PRO																
1	97	TF Sport	GBR	Michael Dinan	USA	Robby Foley	USA	Aston Martin GT3 AMR MY2019	PRO	1	30	13	1:45.524			159.4
2	9	2 Seas Motorsport	BHR	Martin Kodric	HRV	Ethan Simioni	CAN	Mercedes AMG GT3 2020	PRO	2	16	13	1:45.778	0.254	0.254	159.1
3	63	Vincenzo Sospiri Racing	ITA	Michele Beretta	ITA	Frederik Schandorff	DNK	Lamborghini Huracan GT3 EVO	PRO	3	25	23	1:45.925	0.401	0.147	158.8
4	19	Vincenzo Sospiri Racing	ITA	Baptiste Moulin	BEL	Yuki Nemoto	JPN	Lamborghini Huracan GT3 EVO	PRO	4	25	11	1:46.338	0.814	0.413	158.2
5	77	Lechner Racing	AUT	Al Faisal Al Zubair	OMN	Andy Soucek	ESP	Porsche 911 GT3-R II 2019	PRO	5	26	9	1:46.471	0.947	0.133	158.0
PROAM																
1	22	Balfe Motorsport	GBR	Shaun Balfe	GBR	Adam Carroll	GBR	Audi R8 GT3 LMS 2019	PROAM	1	26	9	1:45.411			159.6
2	777	Olimp Racing	POL	Marcin Jedlinski	POL	Karol Basz	POL	Mercedes AMG GT3 - 2020	PROAM	2	26	8	1:45.553	0.142	0.142	159.4
3	17	HP Racing International	DEU	Gerhard Tweraser	AUT	Jan Seyffert	DEU	Lamborghini Huracan GT3 EVO	PROAM	3	29	18	1:45.699	0.288	0.146	159.2
4	15	Twin Busch by Equipe Vitesse	DEU	Mario Hirsch	DEU	Dominik Schraml	DEU	Mercedes AMG GT3 - 2020	PROAM	4	27	17	1:45.790	0.379	0.091	159.0
5	72	Inception Racing	GBR	Nick Moss	GBR	Joe Osborne	GBR	McLaren 720 S GT3	PROAM	5	31	23	1:46.230	0.819	0.440	158.4
6	52	AF Corse	ITA	Cedric Sbirrazzuoli	MCO	Hugo Delacour	FRA	Ferrari 488 GT3 MY2020	PROAM	6	30	9	1:46.375	0.964	0.145	158.2
7	11	Reno Racing	DNK	Jens Reno Moller	DNK	Marcus Paverud	NOR	Honda NSX GT3 Evo	PROAM	7	27	14	1:46.883	1.472	0.508	157.4
8	7	Inception Racing	GBR	Brendan Iribe	USA	Ollie Millroy	GBR	McLaren 720 S GT3	PROAM	8	7	3	1:47.795	2.384	0.912	156.1
9	47	AKM Motorsport	SMR	Loris Spinelli	ITA	Florian Scholze	DEU	Mercedes AMG GT3 - 2020	PROAM	9	23	22	1:48.316	2.905	0.521	155.3
AM																
1	51	AF Corse	ITA	Oswaldo Negri	USA	Jay Schreiber	USA	Ferrari 488 GT3 MY2020	AM	1	29	20	1:47.192			157.0
2	5	Olimp Racing	POL	Stanislaw Jedlinski	POL	Krystian Korzeniowski	POL	Audi R8 GT3 LMS 2018	AM	2	22	21	1:47.688	0.496	0.496	156.2
CUPPA																
1	24	A&P Racing Team PTT Tech Support	POL	Maciej Blazek	POL	Mateusz Lisowski	POL	Porsche 991 GT3 Cup gen 2	CUPPA	1	27	16	1:51.569			150.8
2	991	Valluga Racing	GBR	Dino Zamparelli	GBR	Jan Klingelberg	CHE	Porsche 911 GT3 Cup gen 2	CUPPA	2	19	3	1:52.658	1.089	1.089	149.3
3	26	Q1 by EMG Motorsport	BEL	Maciej Darmetko	POL	Artur Janosz	POL	Porsche 911 GT3 Cup gen 2	CUPPA	3	22	9	1:52.732	1.163	0.074	149.2
CUPAM																
1	215	NM Racing Team	ESP	August MacBeth	CHE	Albert Estragues	ESP	Mercedes AMG GT4	CUPAM	1	25	22	1:53.964			147.6

Published at:.....

Track Temp: 23.8 °C Air Temp: 21.0 °C Humidity: 68 % Track Status: DRY

Stewards:	Race Director:	Timekeeper: Luis Angel Garcia Nuñez JOB/I-0020-ESP
------------------	-----------------------	--





Circuito de Barcelona
International GT Open
Private test - 2
Provisional Results by Class



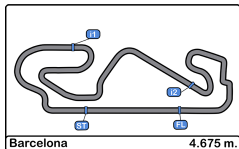
Cls	Nº	Entrant/Team	Nat	Driver 1	Nat	Driver 2	Nat	Vehicle	Cat	Cls	Laps	Best	Time	Gap	Interval	Km/h
International GT Open																
1	22	Balfe Motorsport	GBR	Shaun Balfe	GBR	Adam Carroll	GBR	Audi R8 GT3 LMS 2019	PROAM	1	26	9	1:45.411			159.6
2	97	TF Sport	GBR	Michael Dinan	USA	Robby Foley	USA	Aston Martin GT3 AMR MY2019	PRO	1	30	13	1:45.524	0.113	0.113	159.4
3	777	Olimp Racing	POL	Marcin Jedlinski	POL	Karol Basz	POL	Mercedes AMG GT3 - 2020	PROAM	2	26	8	1:45.553	0.142	0.029	159.4
4	17	HP Racing International	DEU	Gerhard Tweraser	AUT	Jan Seyffert	DEU	Lamborghini Huracan GT3 EVO	PROAM	3	29	18	1:45.699	0.288	0.146	159.2
5	9	2 Seas Motorsport	BHR	Martin Kodric	HRV	Ethan Simioni	CAN	Mercedes AMG GT3 2020	PRO	2	16	13	1:45.778	0.367	0.079	159.1
6	15	Twin Busch by Equipe Vitesse	DEU	Mario Hirsch	DEU	Dominik Schraml	DEU	Mercedes AMG GT3 - 2020	PROAM	4	27	17	1:45.790	0.379	0.012	159.0
7	63	Vincenzo Sospiri Racing	ITA	Michele Beretta	ITA	Frederik Schandorff	DNK	Lamborghini Huracan GT3 EVO	PRO	3	25	23	1:45.925	0.514	0.135	158.8
8	72	Inception Racing	GBR	Nick Moss	GBR	Joe Osborne	GBR	McLaren 720 S GT3	PROAM	5	31	23	1:46.230	0.819	0.305	158.4
9	19	Vincenzo Sospiri Racing	ITA	Baptiste Moulin	BEL	Yuki Nemoto	JPN	Lamborghini Huracan GT3 EVO	PRO	4	25	11	1:46.338	0.927	0.108	158.2
10	52	AF Corse	ITA	Cedric Sbirrazzuoli	MCO	Hugo Delacour	FRA	Ferrari 488 GT3 MY2020	PROAM	6	30	9	1:46.375	0.964	0.037	158.2
11	77	Lechner Racing	AUT	Al Faisal Al Zubair	OMN	Andy Soucek	ESP	Porsche 911 GT3-R II 2019	PRO	5	26	9	1:46.471	1.060	0.096	158.0
12	11	Reno Racing	DNK	Jens Reno Moller	DNK	Marcus Paverud	NOR	Honda NSX GT3 Evo	PROAM	7	27	14	1:46.883	1.472	0.412	157.4
13	51	AF Corse	ITA	Oswaldo Negri	USA	Jay Schreiber	USA	Ferrari 488 GT3 MY2020	AM	1	29	20	1:47.192	1.781	0.309	157.0
14	5	Olimp Racing	POL	Stanislaw Jedlinski	POL	Krystian Korzeniowski	POL	Audi R8 GT3 LMS 2018	AM	2	22	21	1:47.688	2.277	0.496	156.2
15	7	Inception Racing	GBR	Brendan Iribe	USA	Ollie Millroy	GBR	McLaren 720 S GT3	PROAM	8	7	3	1:47.795	2.384	0.107	156.1
16	47	AKM Motorsport	SMR	Loris Spinelli	ITA	Florian Scholze	DEU	Mercedes AMG GT3 - 2020	PROAM	9	23	22	1:48.316	2.905	0.521	155.3
GT Open Cup Europe																
1	24	A&P Racing Team PTT Tech Support	POL	Maciej Blazek	POL	Mateusz Lisowski	POL	Porsche 991 GT3 Cup gen 2	CUPPA	1	27	16	1:51.569			150.8
2	991	Valluga Racing	GBR	Dino Zamparelli	GBR	Jan Klingenberg	CHE	Porsche 911 GT3 Cup gen 2	CUPPA	2	19	3	1:52.658	1.089	1.089	149.3
3	26	Q1 by EMG Motorsport	BEL	Maciej Darmetko	POL	Artur Janosz	POL	Porsche 911 GT3 Cup gen 2	CUPPA	3	22	9	1:52.732	1.163	0.074	149.2
4	215	NM Racing Team	ESP	August MacBeth	CHE	Albert Estragues	ESP	Mercedes AMG GT4	CUPAM	1	25	22	1:53.964	2.395	1.232	147.6

Published at:.....

Track Temp: 23.8 °C Air Temp: 21.0 °C Humidity: 68 % Track Status: DRY

Stewards:	Race Director:	Timekeeper: Luis Angel Garcia Nuñez JOB/I-0020-ESP
------------------	-----------------------	--



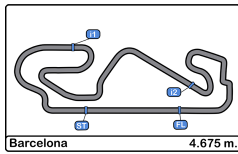


Circuit de Barcelona
International GT Open
Private test - 2
Lap Analysis



15							17														
Mario Hirsch							Gerhard Tweraser														
Mercedes AMG GT3 - 2020							Lamborghini Huracan GT3 EVO														
PROAM			Dominik Schraml				Twin Busch by Equipe Vitesse				PROAM			Jan Seyffert				HP Racing International			
Lap	D	Time	Sector 1	Sector 2	Sector 3	T. Spd	Elapsed	Lap	D	Time	Sector 1	Sector 2	Sector 3	T. Spd	Elapsed						
1		15:21:55.170	15:20:37.409	41.739	36.022	167.7	15:21:55.170	1		15:22:14.974	15:20:55.459	43.114	36.401	165.1	15:22:14.974						
2		1:48.526	31.200	41.501	35.825	251.7	15:23:43.696	2		1:48.869	31.489	41.639	35.741	256.5	15:24:03.843						
3		1:48.451	30.973	41.507	35.971	255.3	15:25:32.147	3		1:52.217	31.531	43.921	36.765	255.9	15:25:56.060						
4		1:47.568	30.612	41.036	35.920	255.9	15:27:19.715	4		1:53.893 P	31.506	41.690	40.697	254.7	15:27:49.953						
5		1:51.774 P	30.679	40.803	40.292	256.5	15:29:11.489	5		3:53.941	2:36.824	41.467	35.650	179.7	15:31:43.894						
6		4:18.540	3:01.371	41.484	35.685	180.3	15:33:30.029	6		1:48.568	31.261	41.606	35.701	255.9	15:33:32.462						
7		1:48.370	30.814	42.117	35.439	255.9	15:35:18.399	7		1:47.687	30.753	41.375	35.559	258.9	15:35:20.149						
8		1:47.428	30.804	41.070	35.554	255.3	15:37:05.827	8		1:47.781	30.891	41.358	35.532	258.3	15:37:07.930						
9		1:51.286 P	30.737	41.010	39.539	258.9	15:38:57.113	9		1:47.729	30.653	41.544	35.532	260.2	15:38:55.659						
10		3:27.725	2:10.461	41.661	35.603	180.9	15:42:24.838	10		1:52.750 P	30.728	41.192	40.830	258.3	15:40:48.409						
11		1:48.673	30.546	42.597	35.530	255.9	15:44:13.511	11		3:41.399	2:23.352	42.192	35.855	172.2	15:44:29.808						
12		1:52.817 P	30.768	41.236	40.813	256.5	15:46:06.328	12		1:47.851	30.914	41.857	35.080	257.7	15:46:17.659						
13		5:26.446	4:09.103	41.586	35.757	181.2	15:51:32.774	13		1:47.830	30.784	41.384	35.662	258.9	15:48:05.489						
14		1:47.670	30.685	41.313	35.672	255.3	15:53:20.444	14		1:47.426	30.760	41.373	35.293	258.9	15:49:52.915						
15		1:52.054 P	30.563	41.029	40.462	255.9	15:55:12.498	15		1:51.890 P	30.703	41.308	39.879	258.9	15:51:44.805						
16		5:17.905	4:02.059	40.801	35.045	181.5	16:00:30.403	16		2:55.551	1:36.560	41.312	37.679	178.2	15:54:40.356						
17		1:45.790	30.293	40.602	34.895	255.3	16:02:16.193	17		1:46.161	30.735	40.686	34.740	256.5	15:56:26.517						
18		1:50.554 P	30.342	40.742	39.470	256.5	16:04:06.747	18		1:45.699	30.377	40.449	34.873	258.3	15:58:12.216						
19		4:30.368	3:08.084	43.978	38.306	151.4	16:08:37.115	19		1:54.909 P	30.431	40.620	43.858	258.9	16:00:07.125						
20		1:54.657	33.830	43.150	37.677	251.7	16:10:31.772	20		4:35.377	3:19.333	40.900	35.144	179.1	16:04:42.502						
21		1:50.856	31.743	42.249	36.864	254.1	16:12:22.628	21		1:45.728	30.348	40.460	34.920	257.1	16:06:28.230						
22		1:50.572	31.526	42.005	37.041	255.3	16:14:13.200	22		1:45.904	30.177	40.511	35.216	257.7	16:08:14.134						
23		1:50.894	31.427	42.205	37.262	255.9	16:16:04.094	23		1:54.234 P	30.242	40.614	43.378	256.5	16:10:08.368						
24		1:50.630	31.603	42.219	36.808	254.7	16:17:54.724	24		3:58.631	2:41.049	41.790	35.792	179.4	16:14:06.999						
25		1:52.168	32.571	42.606	36.991	254.7	16:19:46.892	25		1:47.668	30.615	41.168	35.885	257.7	16:15:54.667						
26		1:50.050	31.316	41.956	36.778	255.3	16:21:36.942	26		1:47.227	30.589	41.118	35.520	257.1	16:17:41.894						
27		2:07.779 P	33.397	45.294	49.088	255.3	16:23:44.721	27		1:48.433	31.272	41.432	35.729	257.7	16:19:30.327						
								28		1:47.335	30.777	41.187	35.371	258.3	16:21:17.662						
								29		1:52.601 P	30.745	41.163	40.693	256.5	16:23:10.263						





Circuit de Barcelona
International GT Open
Private test - 2
Lap Analysis



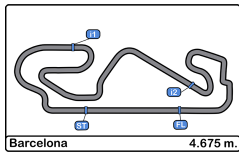
19 Baptiste Moulin Lamborghini Huracan GT3 EVO **24** Maciej Blazek Porsche 991 GT3 Cup gen 2

PRO							CUPPA						A&P Racing Team PTT Tech		
Lap	D	Time	Sector 1	Sector 2	Sector 3	T. Spd	Elapsed	Lap	D	Time	Sector 1	Sector 2	Sector 3	T. Spd	Elapsed
1		15:22:13.697	P 15:20:51.154	42.347	40.196	149.3	15:22:13.697	1		15:22:19.346	15:20:52.376	47.358	39.612	143.6	15:22:19.346
2		3:20.404	1:59.560	42.226	38.618	179.1	15:25:34.101	2		1:55.345	33.322	44.412	37.611	243.2	15:24:14.691
3		1:47.263	30.785	41.222	35.256	253.5	15:27:21.364	3		1:53.859	32.987	43.641	37.231	243.7	15:26:08.550
4		1:46.495	30.562	40.754	35.179	255.3	15:29:07.859	4		1:54.293	32.819	43.570	37.904	245.4	15:28:02.843
5		1:47.099	30.599	40.972	35.528	255.9	15:30:54.958	5		1:54.523	34.021	43.532	36.970	244.8	15:29:57.366
6		1:51.542	P 30.792	41.311	39.439	253.5	15:32:46.500	6		1:58.315	P 32.628	43.187	42.500	246.0	15:31:55.681
7		4:14.413	2:57.500	41.637	35.276	179.7	15:37:00.913	7		5:09.490	3:45.163	45.016	39.311	167.9	15:37:05.171
8		1:47.054	30.647	40.795	35.612	253.5	15:38:47.967	8		1:56.547	33.378	45.053	38.116	245.4	15:39:01.718
9		1:46.473	30.578	40.796	35.099	254.7	15:40:34.440	9		1:56.649	33.501	44.842	38.306	245.4	15:40:58.367
10		1:46.966	30.488	41.058	35.420	254.1	15:42:21.406	10		1:55.910	33.116	44.554	38.240	245.4	15:42:54.277
11		1:46.338	30.642	40.582	35.114	253.5	15:44:07.744	11		1:55.763	33.147	44.480	38.136	244.8	15:44:50.040
12		1:50.658	P 30.535	40.890	39.233	254.1	15:45:58.402	12		2:01.193	P 33.042	44.868	43.283	244.8	15:46:51.233
13		3:50.249	2:30.337	43.028	36.884	178.2	15:49:48.651	13		5:20.018	3:54.125	46.304	39.589	151.4	15:52:11.251
14		1:50.049	31.662	42.244	36.143	254.7	15:51:38.700	14		1:52.444	32.626	43.162	36.656	246.0	15:54:03.695
15		1:49.178	31.346	41.922	35.910	254.1	15:53:27.878	15		1:52.051	32.508	43.007	36.536	248.2	15:55:55.746
16		1:48.865	31.370	41.605	35.890	254.1	15:55:16.743	16		1:51.569	32.236	42.611	36.722	247.1	15:57:47.315
17		1:49.973	31.137	42.259	36.577	254.1	15:57:06.716	17		1:51.856	32.253	42.929	36.674	247.1	15:59:39.171
18		1:49.483	31.370	42.032	36.081	252.9	15:58:56.199	18		1:52.078	32.293	42.959	36.826	247.1	16:01:31.249
19		1:48.772	31.180	41.655	35.937	255.3	16:00:44.971	19		1:56.404	P 32.360	43.358	40.686	247.7	16:03:27.653
20		2:00.257	P 31.133	42.938	46.186	255.3	16:02:45.228	20		5:24.428	4:02.239	44.370	37.819	167.9	16:08:52.081
21		6:28.494	5:10.554	42.234	35.706	177.6	16:09:13.722	21		1:55.691	33.481	44.330	37.880	245.4	16:10:47.772
22		1:47.483	31.068	41.010	35.405	252.3	16:11:01.205	22		2:18.547	32.831	44.038	1:01.678	246.5	16:13:06.319
23		1:47.829	31.015	41.228	35.586	252.9	16:12:49.034	23		1:56.887	33.887	44.958	38.042	244.8	16:15:03.206
24		1:51.632	31.327	42.024	38.281	255.3	16:14:40.666	24		1:54.740	32.864	44.093	37.783	248.8	16:16:57.946
25		1:53.327	P 30.882	41.460	40.985	252.9	16:16:33.993	25		1:57.313	32.766	44.822	39.725	249.4	16:18:55.259

22 Shaun Balfe Audi R8 GT3 LMS 2019 **26** Maciej Darmetko Porsche 911 GT3 Cup gen 2

PROAM							CUPPA						Q1 by EMG Motorsport		
Lap	D	Time	Sector 1	Sector 2	Sector 3	T. Spd	Elapsed	Lap	D	Time	Sector 1	Sector 2	Sector 3	T. Spd	Elapsed
1		15:22:36.828	15:21:17.086	43.437	36.305	179.1	15:22:36.828	1		15:22:12.751	15:20:46.056	47.156	39.539	158.1	15:22:12.751
2		1:46.929	30.876	41.036	35.017	256.5	15:24:23.757	2		2:01.209	P 34.546	44.229	42.434	244.3	15:24:13.960
3		1:47.095	30.475	40.992	35.628	258.3	15:26:10.852	3		3:28.902	2:08.200	43.438	37.264	169.8	15:27:42.862
4		1:46.360	30.551	40.787	35.022	258.3	15:27:57.212	4		1:53.759	32.451	44.232	37.076	248.2	15:29:36.621
5		1:46.074	30.253	40.707	35.114	258.3	15:29:43.286	5		1:53.670	32.573	43.206	37.891	248.2	15:31:30.291
6		1:51.589	P 30.227	41.325	40.037	260.2	15:31:34.875	6		1:58.073	32.330	45.779	39.964	248.8	15:33:28.364
7		3:56.390	2:39.229	41.856	35.305	182.1	15:35:31.265	7		1:55.444	32.339	45.087	38.018	248.2	15:35:23.808
8		1:46.079	30.274	40.741	35.064	257.1	15:37:17.344	8		1:53.595	32.781	43.755	37.059	249.4	15:37:17.403
9		1:45.411	30.244	40.506	34.661	258.9	15:39:02.755	9		1:52.732	32.366	43.282	37.084	251.1	15:39:10.135
10		1:50.692	32.179	42.811	35.702	264.0	15:40:53.447	10		1:57.242	P 32.275	43.446	41.521	249.4	15:41:07.377
11		1:50.617	P 30.211	40.598	39.808	261.5	15:42:44.064	11		6:07.259	4:45.931	44.077	37.251	171.7	15:47:14.636
12		3:58.535	2:37.604	43.044	37.887	167.4	15:46:42.599	12		1:52.927	32.567	43.409	36.951	248.8	15:49:07.563
13		1:49.580	31.976	41.769	35.835	254.1	15:48:32.179	13		2:06.538	P 32.836	44.425	49.277	248.2	15:51:14.101
14		1:48.566	30.903	42.215	35.448	258.3	15:50:20.745	14		6:34.770	5:07.184	47.196	40.390	159.0	15:57:48.871
15		1:48.327	30.940	41.392	35.995	255.9	15:52:09.072	15		2:01.582	33.892	45.098	42.592	247.1	15:59:50.453
16		1:50.313	30.605	42.397	37.311	257.1	15:53:59.385	16		1:58.770	34.410	45.854	38.506	244.3	16:01:49.223
17		1:54.948	P 30.733	41.443	42.772	255.9	15:55:54.333	17		1:56.944	33.487	44.802	38.655	248.8	16:03:46.167
18		6:26.942	5:08.652	42.359	35.931	178.2	16:02:21.275	18		1:57.656	33.390	45.730	38.536	247.1	16:05:43.823
19		1:48.665	30.795	41.708	36.162	257.7	16:04:09.940	19		1:57.946	33.910	44.819	39.217	247.1	16:07:41.769
20		1:48.002	30.834	41.270	35.898	257.1	16:05:57.942	20		2:09.252	P 33.464	44.480	51.308	246.5	16:09:51.021
21		1:57.876	P 30.916	41.303	45.657	256.5	16:07:55.818	21		5:49.320	4:07.439	47.256	54.625	125.2	16:15:40.341
22		6:03.323	4:45.121	42.677	35.525	172.2	16:13:59.141	22		2:12.415	P 33.754	48.667	49.994	243.7	16:17:52.756
23		1:47.314	30.579	41.442	35.293	255.3	16:15:46.455								
24		1:46.432	30.347	41.052	35.033	257.7	16:17:32.887								
25		1:46.265	30.349	40.960	34.956	258.3	16:19:19.152								
26		1:54.688	P 30.457	41.055	43.176	257.7	16:21:13.840								





Circuit de Barcelona
International GT Open
Private test - 2
Lap Analysis



47

Loris Spinelli

Mercedes AMG GT3 - 2020

51

Oswaldo Negri

Ferrari 488 GT3 MY2020

PROAM

Florian Scholze

AKM Motorsport

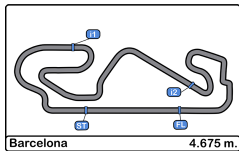
AM

Jay Schreiberman

AF Corse

Lap	D	Time	Sector 1	Sector 2	Sector 3	T. Spd	Elapsed	Lap	D	Time	Sector 1	Sector 2	Sector 3	T. Spd	Elapsed
1		15:25:10.575 P	15:23:43.965	43.670	42.940	174.7	15:25:10.575	1		15:23:10.262	15:21:50.646	42.852	36.764	158.1	15:23:10.262
2		2:26.632	1:07.858	42.173	36.601	181.2	15:27:37.207	2		1:48.851	31.193	41.671	35.987	254.1	15:24:59.113
3		1:48.861	31.143	41.797	35.921	254.7	15:29:26.068	3		1:48.416	30.789	41.574	36.053	254.1	15:26:47.529
4		1:49.339	31.268	41.872	36.199	255.9	15:31:15.407	4		1:53.843 P	30.741	42.074	41.028	254.7	15:28:41.372
5		1:55.743 P	31.005	42.791	41.947	254.7	15:33:11.150	5		4:01.584	2:37.846	44.657	39.081	137.0	15:32:42.956
6		3:20.684	2:02.266	42.260	36.158	181.2	15:36:31.834	6		1:56.647	32.669	45.126	38.852	252.3	15:34:39.603
7		1:50.345	31.267	41.696	37.382	254.1	15:38:22.179	7		1:57.830	33.470	45.767	38.593	254.1	15:36:37.433
8		1:49.374	31.115	41.867	36.392	255.3	15:40:11.553	8		1:54.542	32.604	43.218	38.720	254.7	15:38:31.975
9		1:50.005	31.141	42.647	36.217	254.1	15:42:01.558	9		1:54.486	32.612	43.389	38.485	255.3	15:40:26.461
10		1:54.079 P	31.100	41.844	41.135	255.3	15:43:55.637	10		1:54.764	32.639	43.533	38.592	254.1	15:42:21.225
11		4:02.571	2:43.182	43.059	36.330	181.5	15:47:58.208	11		1:57.051	33.336	44.841	38.874	238.4	15:44:18.276
12		1:49.873	31.184	42.289	36.400	254.7	15:49:48.081	12		1:56.115	33.184	44.356	38.575	255.3	15:46:14.391
13		1:53.945 P	31.218	41.559	41.168	255.3	15:51:42.026	13		1:55.686	32.924	44.726	38.036	254.7	15:48:10.077
14		5:29.729	4:10.214	42.406	37.109	181.5	15:57:11.755	14		1:55.959	32.434	45.259	38.266	255.3	15:50:06.036
15		1:48.881	31.176	41.620	36.085	255.3	15:59:00.636	15		2:00.116 P	32.557	43.921	43.638	254.7	15:52:06.152
16		1:55.024 P	31.001	42.319	41.704	255.9	16:00:55.660	16		4:14.560	2:53.816	42.257	38.487	137.9	15:56:20.712
17		10:23.831	9:05.616	42.108	36.107	181.5	16:11:19.491	17		1:48.452	30.943	41.617	35.892	256.5	15:58:09.164
18		1:48.553	30.952	41.497	36.104	255.3	16:13:08.044	18		1:48.756	30.920	41.426	36.410	257.7	15:59:57.920
19		1:50.698	31.792	42.312	36.594	259.6	16:14:58.742	19		1:47.805	30.855	41.386	35.564	255.9	16:01:45.725
20		1:49.173	31.014	41.832	36.327	256.5	16:16:47.915	20		1:47.192	30.595	41.129	35.468	257.1	16:03:32.917
21		1:48.957	30.870	41.740	36.347	258.9	16:18:36.872	21		1:47.304	30.637	41.144	35.523	258.3	16:05:20.221
22		1:48.316	30.841	41.527	35.948	257.1	16:20:25.188	22		1:47.565	30.697	41.239	35.629	257.7	16:07:07.786
23		1:55.538 P	30.849	41.663	43.026	257.7	16:22:20.726	23		1:55.124 P	31.477	42.291	41.356	257.1	16:09:02.910
								24		3:59.103	2:34.122	45.038	39.943	177.0	16:13:02.013
								25		1:56.560	34.174	43.759	38.627	230.7	16:14:58.573
								26		1:55.496	33.149	43.964	38.383	234.2	16:16:54.069
								27		1:55.240	32.506	43.644	39.090	255.3	16:18:49.309
								28		2:00.115	32.698	47.909	39.508	254.1	16:20:49.424
								29		2:08.212 P	33.263	45.667	49.282	252.9	16:22:57.636





Circuit de Barcelona
International GT Open
Private test - 2
Lap Analysis



52

Cedric Sbirrazzuoli

Ferrari 488 GT3 MY2020

63

Michele Beretta

Lamborghini Huracan GT3 EVO

PROAM

Hugo Delacour

AF Corse

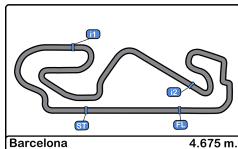
PRO

Frederik Schandorff

Vincenzo Sospiri Racing

Lap	D	Time	Sector 1	Sector 2	Sector 3	T. Spd	Elapsed	Lap	D	Time	Sector 1	Sector 2	Sector 3	T. Spd	Elapsed
1		15:23:16.687	15:21:59.056	41.635	35.996	179.7	15:23:16.687	1		15:22:33.947	15:21:15.053	42.579	36.315	172.8	15:22:33.947
2		1:50.473	30.876	42.059	37.538	255.3	15:25:07.160	2		1:47.524	30.998	41.057	35.469	252.3	15:24:21.471
3		1:48.228	30.995	41.356	35.877	254.7	15:26:55.388	3		1:47.187	30.746	41.176	35.265	253.5	15:26:08.658
4		1:48.219	30.852	41.388	35.979	257.1	15:28:43.607	4		1:46.676	30.565	40.873	35.238	255.3	15:27:55.334
5		1:48.139	30.872	41.295	35.972	256.5	15:30:31.746	5		1:46.546	30.457	40.641	35.448	254.7	15:29:41.880
6		1:47.734	30.674	41.254	35.806	256.5	15:32:19.480	6		1:46.555	30.472	40.758	35.325	254.7	15:31:28.435
7		1:58.811 P	31.665	44.075	43.071	256.5	15:34:18.291	7		1:51.282 P	30.498	40.812	39.972	253.5	15:33:19.717
8		3:34.741	2:16.066	42.682	35.993	183.3	15:37:53.032	8		4:28.725	3:11.485	41.630	35.610	180.3	15:37:48.442
9		1:46.375	30.458	40.697	35.220	257.1	15:39:39.407	9		1:46.113	30.605	40.484	35.024	253.5	15:39:34.555
10		1:46.603	30.488	40.645	35.470	256.5	15:41:26.010	10		1:46.361	30.448	40.584	35.329	254.7	15:41:20.916
11		1:46.981	30.539	40.824	35.618	256.5	15:43:12.991	11		1:46.424	30.529	40.681	35.214	254.1	15:43:07.340
12		1:54.918 P	30.386	41.273	43.259	257.1	15:45:07.909	12		1:47.251	30.736	41.086	35.429	255.3	15:44:54.591
13		3:34.005	2:12.549	43.184	38.272	178.8	15:48:41.914	13		1:48.204	30.709	41.855	35.640	255.3	15:46:42.795
14		1:53.334	32.171	43.255	37.908	254.7	15:50:35.248	14		1:51.760 P	31.134	41.262	39.364	257.1	15:48:34.555
15		1:53.561	31.761	44.238	37.562	254.1	15:52:28.809	15		3:30.708	2:12.856	42.058	35.794	178.8	15:52:05.263
16		1:51.672	31.640	42.645	37.387	254.1	15:54:20.481	16		1:48.214	30.953	41.551	35.710	255.3	15:53:53.477
17		1:51.403	31.560	42.775	37.068	254.7	15:56:11.884	17		1:48.352	30.790	41.466	36.096	253.5	15:55:41.829
18		1:54.005	32.313	42.763	38.929	255.3	15:58:05.889	18		1:47.358	30.693	41.152	35.513	253.5	15:57:29.187
19		1:51.914	31.693	42.382	37.839	256.5	15:59:57.803	19		1:47.451	30.619	41.088	35.744	255.3	15:59:16.638
20		1:51.544	32.107	42.215	37.222	247.7	16:01:49.347	20		1:55.521 P	31.776	42.390	41.355	254.1	16:01:12.159
21		1:50.118	31.274	42.066	36.778	256.5	16:03:39.465	21		12:19.906	10:56.690	45.060	38.156	176.7	16:13:32.065
22		1:57.511 P	31.247	43.081	43.183	256.5	16:05:36.976	22		1:46.233	30.580	40.697	34.956	252.3	16:15:18.298
23		4:10.405	2:51.263	42.827	36.315	180.0	16:09:47.381	23		1:45.925	30.374	40.409	35.142	255.9	16:17:04.223
24		1:48.223	30.946	41.367	35.910	255.9	16:11:35.604	24		1:49.665	30.438	40.681	38.546	255.3	16:18:53.888
25		1:48.182	30.864	41.421	35.897	257.7	16:13:23.786	25		1:52.769 P	30.530	41.458	40.781	255.3	16:20:46.657
26		1:47.512	30.684	41.291	35.537	257.1	16:15:11.298								
27		1:48.310	30.848	41.586	35.876	257.7	16:16:59.608								
28		1:50.916	31.058	42.707	37.151	259.6	16:18:50.524								
29		1:49.832	31.719	41.712	36.401	261.5	16:20:40.356								
30		2:06.217 P	31.123	46.100	48.994	258.3	16:22:46.573								





Circuit de Barcelona
International GT Open
Private test - 2
Lap Analysis



72

Nick Moss

McLaren 720 S GT3

77

Al Faisal Al Zubair

Porsche 911 GT3-R II 2019

PROAM

Joe Osborne

Inception Racing

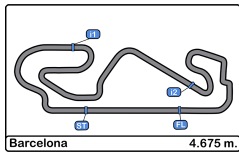
PRO

Andy Soucek

Lechner Racing

Lap	D	Time	Sector 1	Sector 2	Sector 3	T. Spd	Elapsed	Lap	D	Time	Sector 1	Sector 2	Sector 3	T. Spd	Elapsed
1		15:21:59.343	15:20:41.968	41.512	35.863	161.1	15:21:59.343	1		15:28:31.552	15:27:14.420	41.650	35.482	179.7	15:28:31.552
2		1:46.851	30.994	40.809	35.048	255.9	15:23:46.194	2		1:47.301	30.828	41.151	35.322	253.5	15:30:18.853
3		1:53.773	30.632	41.278	41.863	258.3	15:25:39.967	3		1:47.225	30.567	41.515	35.143	254.1	15:32:06.078
4		1:46.386	30.705	40.625	35.056	257.1	15:27:26.353	4		1:46.666	30.560	40.860	35.246	255.3	15:33:52.744
5		1:50.869 P	30.489	40.839	39.541	258.3	15:29:17.222	5		1:57.831 P	33.551	43.121	41.159	255.9	15:35:50.575
6		4:02.939	2:45.994	41.553	35.392	182.4	15:33:20.161	6		8:29.851	7:12.952	41.538	35.361	168.4	15:44:20.426
7		1:46.878	30.700	40.999	35.179	256.5	15:35:07.039	7		1:47.455	30.835	41.180	35.440	255.3	15:46:07.881
8		1:46.736	30.773	40.790	35.173	256.5	15:36:53.775	8		1:48.140	31.251	41.710	35.179	254.7	15:47:56.021
9		1:51.828 P	30.522	40.941	40.365	258.3	15:38:45.603	9		1:46.471	30.628	40.693	35.150	254.1	15:49:42.492
10		2:57.287	1:39.264	41.729	36.294	179.7	15:41:42.890	10		1:46.549	30.578	40.808	35.163	254.1	15:51:29.041
11		1:48.402	31.125	41.399	35.878	255.9	15:43:31.292	11		1:56.645 P	33.022	43.770	39.853	254.7	15:53:25.686
12		1:48.310	30.936	41.590	35.784	257.1	15:45:19.602	12		4:38.948	3:20.808	41.888	36.252	156.7	15:58:04.634
13		1:47.709	30.770	41.355	35.584	257.1	15:47:07.311	13		1:49.471	31.166	42.412	35.893	255.9	15:59:54.105
14		1:48.254	30.852	41.467	35.935	257.1	15:48:55.565	14		1:47.950	30.881	41.286	35.783	257.1	16:01:42.055
15		1:48.019	30.693	41.409	35.917	256.5	15:50:43.584	15		1:47.309	30.769	41.070	35.470	256.5	16:03:29.364
16		1:48.316	30.974	41.336	36.006	257.7	15:52:31.900	16		1:48.284	31.444	41.046	35.794	257.1	16:05:17.648
17		1:53.911 P	31.056	41.692	41.163	258.3	15:54:25.811	17		1:48.137	30.516	41.769	35.852	256.5	16:07:05.785
18		2:59.392	1:40.203	42.458	36.731	180.9	15:57:25.203	18		1:47.481	30.679	41.245	35.557	256.5	16:08:53.266
19		1:48.730	30.693	40.803	37.234	254.7	15:59:13.933	19		1:48.620	31.982	41.086	35.552	258.9	16:10:41.886
20		1:46.475	30.506	40.833	35.136	257.7	16:01:00.408	20		1:48.359	30.773	41.891	35.695	257.7	16:12:30.245
21		1:46.561	30.529	40.833	35.199	257.7	16:02:46.969	21		1:47.746	30.545	41.180	36.021	257.1	16:14:17.991
22		1:46.582	30.248	41.057	35.277	257.1	16:04:33.551	22		1:47.666	30.752	41.439	35.475	256.5	16:16:05.657
23		1:46.230	30.503	40.584	35.143	257.7	16:06:19.781	23		1:49.444	30.775	41.740	36.929	257.7	16:17:55.101
24		1:55.990 P	30.295	40.858	44.837	257.7	16:08:15.771	24		1:47.594	31.007	41.239	35.348	257.1	16:19:42.695
25		3:00.679	1:39.015	45.145	36.519	183.0	16:11:16.450	25		1:47.259	30.550	41.166	35.543	256.5	16:21:29.954
26		1:47.428	30.559	40.646	36.223	258.3	16:13:03.878	26		1:55.655 P	31.045	42.188	42.422	255.3	16:23:25.609
27		1:47.322	31.102	40.752	35.468	257.1	16:14:51.200								
28		1:46.886	30.683	40.915	35.288	257.7	16:16:38.086								
29		1:46.635	30.516	40.849	35.270	257.7	16:18:24.721								
30		1:46.837	30.444	41.044	35.349	258.3	16:20:11.558								
31		1:52.062 P	30.521	40.827	40.714	258.3	16:22:03.620								





Circuit de Barcelona
International GT Open
Private test - 2
Lap Analysis



97 Michael Dinan Aston Martin GT3 AMR MY2019 **215** August MacBeth Mercedes AMG GT4

PRO Robby Foley TF Sport CUPAM Albert Estragues NM Racing Team

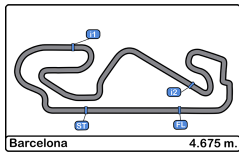
Lap	D	Time	Sector 1	Sector 2	Sector 3	T. Spd	Elapsed	Lap	D	Time	Sector 1	Sector 2	Sector 3	T. Spd	Elapsed
1		15:23:29.737	15:22:10.493	42.951	36.293	176.1	15:23:29.737	1		15:22:46.668	15:21:16.501	49.321	40.846	137.9	15:22:46.668
2		1:49.803	31.626	42.279	35.898	254.1	15:25:19.540	2		2:07.128 P	33.901	45.940	47.287	250.0	15:24:53.796
3		1:48.347	31.294	41.497	35.556	254.7	15:27:07.887	3		6:05.580	4:40.848	46.072	38.660	168.7	15:30:59.376
4		1:46.951	30.735	41.052	35.164	255.9	15:28:54.838	4		1:56.066	32.970	44.614	38.482	252.9	15:32:55.442
5		1:47.419	30.746	41.039	35.634	255.9	15:30:42.257	5		1:55.917	32.980	44.612	38.325	254.1	15:34:51.359
6		1:53.333 P	30.916	41.834	40.583	255.9	15:32:35.590	6		1:54.774	32.666	44.308	37.800	254.1	15:36:46.133
7		4:39.702	3:20.936	41.777	36.989	178.8	15:37:15.292	7		1:55.441	32.868	44.395	38.178	255.3	15:38:41.574
8		1:46.981	30.687	40.943	35.351	254.7	15:39:02.273	8		1:56.971	32.905	44.645	39.421	254.1	15:40:38.545
9		1:47.394	30.724	41.133	35.537	257.1	15:40:49.667	9		2:00.729 P	33.011	44.889	42.829	255.3	15:42:39.274
10		1:52.721 P	30.928	41.133	40.660	255.3	15:42:42.388	10		6:16.119	4:43.153	50.518	42.448	120.1	15:48:55.393
11		3:04.628	1:46.527	41.399	36.702	179.7	15:45:47.016	11		2:04.753	35.611	47.718	41.424	248.2	15:51:00.146
12		1:45.919	30.440	40.651	34.828	254.7	15:47:32.935	12		2:03.077	34.681	47.427	40.969	249.4	15:53:03.223
13		1:45.524	30.285	40.405	34.834	255.9	15:49:18.459	13		2:01.735	34.511	46.611	40.613	251.7	15:55:04.958
14		1:46.923	30.580	40.929	35.414	258.3	15:51:05.382	14		2:09.312	34.619	49.201	45.492	250.5	15:57:14.270
15		1:53.111 P	30.446	42.136	40.529	257.1	15:52:58.493	15		2:02.496	34.483	46.737	41.276	249.4	15:59:16.766
16		3:42.080	2:21.556	43.712	36.812	177.6	15:56:40.573	16		2:01.199	34.088	46.532	40.579	250.5	16:01:17.965
17		1:49.567	31.387	41.859	36.321	255.3	15:58:30.140	17		1:59.946	34.274	45.808	39.864	248.8	16:03:17.911
18		1:49.169	31.095	41.511	36.563	256.5	16:00:19.309	18		2:07.242	34.066	48.016	45.160	250.5	16:05:25.153
19		1:48.808	30.923	41.673	36.212	257.1	16:02:08.117	19		2:26.146 P	37.253	52.887	56.006	250.5	16:07:51.299
20		1:48.726	30.823	41.846	36.057	257.7	16:03:56.843	20		5:12.588	3:41.417	50.086	41.085	162.8	16:13:03.887
21		1:48.906	30.848	42.162	35.896	258.3	16:05:45.749	21		1:58.300	34.757	45.382	38.161	250.5	16:15:02.187
22		1:48.918	31.335	41.814	35.769	260.2	16:07:34.667	22		1:53.964	32.883	43.675	37.406	256.5	16:16:56.151
23		1:48.338	30.748	41.730	35.860	258.3	16:09:23.005	23		1:54.028	32.521	43.565	37.942	256.5	16:18:50.179
24		1:48.039	30.622	41.341	36.076	257.1	16:11:11.044	24		1:57.270	34.170	44.196	38.904	259.6	16:20:47.449
25		1:51.164	30.863	41.645	38.656	257.7	16:13:02.208	25		2:03.987 P	32.744	45.310	45.933	255.9	16:22:51.436

777 Marcin Jedlinski Mercedes AMG GT3 - 2020

PROAM Karol Basz Olimp Racing

Lap	D	Time	Sector 1	Sector 2	Sector 3	T. Spd	Elapsed
1		15:21:52.448	15:20:35.911	41.127	35.410	173.0	15:21:52.448
2		1:48.474	32.048	41.096	35.330	253.5	15:23:40.922
3		1:47.905	31.007	41.310	35.588	255.9	15:25:28.827
4		1:47.643	30.863	41.098	35.682	255.9	15:27:16.470
5		1:47.182	30.803	41.040	35.339	257.1	15:29:03.652
6		1:54.023 P	31.555	42.233	40.235	257.1	15:30:57.675
7		6:05.948	4:49.700	40.816	35.432	182.7	15:37:03.623
8		1:45.553	30.213	40.650	34.690	256.5	15:38:49.176
9		1:47.602	30.167	40.723	36.712	258.3	15:40:36.778
10		1:53.696	30.724	43.170	39.802	255.9	15:42:30.474
11		1:52.994 P	30.435	40.674	41.885	257.7	15:44:23.468
12		4:53.782	3:33.809	42.733	37.240	179.4	15:49:17.250
13		1:52.001	31.955	43.646	36.400	254.1	15:51:09.251
14		1:48.902	30.973	41.789	36.140	257.1	15:52:58.153
15		1:48.483	30.880	41.650	35.953	255.3	15:54:46.636
16		2:46.284	30.694	1:39.086	36.504	257.1	15:57:32.920
17		1:56.300 P	31.045	42.268	42.987	255.9	15:59:29.220
18		5:32.611	4:14.091	42.333	36.187	177.6	16:05:01.831
19		1:48.769	31.010	41.952	35.807	254.1	16:06:50.600
20		1:48.086	30.731	41.286	36.069	254.1	16:08:38.686
21		1:49.855	31.412	42.513	35.930	256.5	16:10:28.541
22		1:47.422	30.522	41.297	35.603	254.1	16:12:15.963
23		1:47.932	30.627	41.507	35.798	254.7	16:14:03.895
24		1:49.495	30.785	41.092	37.618	255.3	16:15:53.390
25		2:03.107	37.750	48.027	37.330	205.3	16:17:56.497
26		2:01.925 P	31.359	42.711	47.855	255.9	16:19:58.422





Circuit de Barcelona
International GT Open
Private test - 2
Lap Analysis



991

Dino Zamparelli

Porsche 911 GT3 Cup gen 2

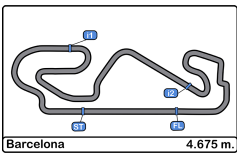
CUPPA

Jan Klingelberg

Valluga Racing

Lap	D	Time		Sector 1	Sector 2	Sector 3	T. Spd	Elapsed
1		15:22:56.134	P	15:21:09.203	53.340	53.591	142.1	15:22:56.134
2		3:15.554		1:52.901	44.335	38.318	109.2	15:26:11.688
3		1:52.658		32.528	43.234	36.896	248.2	15:28:04.346
4		1:53.640		32.811	43.827	37.002	250.5	15:29:57.986
5		1:52.736		32.444	43.089	37.203	250.5	15:31:50.722
6		1:52.924		32.658	43.281	36.985	248.8	15:33:43.646
7		2:06.259	P	32.968	45.770	47.521	248.8	15:35:49.905
8		10:09.398		8:40.550	47.357	41.491	145.3	15:45:59.303
9		2:03.280		34.894	48.497	39.889	245.4	15:48:02.583
10		1:58.737		34.123	45.598	39.016	247.1	15:50:01.320
11		2:00.839		34.029	45.429	41.381	247.1	15:52:02.159
12		1:59.955		33.747	46.874	39.334	246.5	15:54:02.114
13		1:57.865		34.453	44.840	38.572	248.2	15:55:59.979
14		2:14.269	P	33.792	46.714	53.763	248.2	15:58:14.248
15		16:30.091		15:05.690	45.691	38.710	160.4	16:14:44.339
16		1:57.051		33.450	44.905	38.696	246.5	16:16:41.390
17		1:58.874		33.570	44.277	41.027	247.1	16:18:40.264
18		1:57.131		33.103	45.011	39.017	249.4	16:20:37.395
19		2:08.179	P	33.653	45.913	48.613	249.4	16:22:45.574



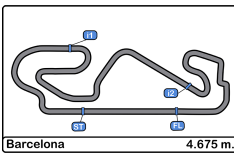


Circuito de Barcelona
International GT Open
Private test - 2
Best Sectors Results



Sector - 1				Sector - 2				Sector - 3				Ideal Lap vs Best Lap				
Clas	Nº	Driver	Time	Nº	Driver	Time	Nº	Driver	Time	Clas	Nº	Driver	Ideal Lap	Best Lap	Clas	
1	777	Jedlinski - Basz	30.167	97	Dinan - Foley	40.405	22	Balfe - Carroll	34.661	1	17	Tweraser - Seyffert	1:45.366	1:45.699	4	
2	17	Tweraser - Seyffert	30.177	63	Beretta - Schandorff	40.409	777	Jedlinski - Basz	34.690	2	22	Balfe - Carroll	1:45.378	1:45.411	1	
3	22	Balfe - Carroll	30.211	9	Kodric - Simioni	40.422	9	Kodric - Simioni	34.692	3	9	Kodric - Simioni	1:45.411	1:45.778	5	
4	72	Moss - Osborne	30.248	17	Tweraser - Seyffert	40.449	17	Tweraser - Seyffert	34.740	4	777	Jedlinski - Basz	1:45.507	1:45.553	3	
5	97	Dinan - Foley	30.285	22	Balfe - Carroll	40.506	97	Dinan - Foley	34.828	5	97	Dinan - Foley	1:45.518	1:45.524	2	
6	15	Hirsch - Schraml	30.293	19	Moulin - Nemoto	40.582	15	Hirsch - Schraml	34.895	6	63	Beretta - Schandorff	1:45.739	1:45.925	7	
7	9	Kodric - Simioni	30.297	72	Moss - Osborne	40.584	63	Beretta - Schandorff	34.956	7	15	Hirsch - Schraml	1:45.790	1:45.790	6	
8	63	Beretta - Schandorff	30.374	15	Hirsch - Schraml	40.602	72	Moss - Osborne	35.048	8	72	Moss - Osborne	1:45.880	1:46.230	8	
9	52	Sbirrazzuoli - Delacour	30.386	52	Sbirrazzuoli - Delacour	40.645	19	Moulin - Nemoto	35.099	9	19	Moulin - Nemoto	1:46.169	1:46.338	9	
10	19	Moulin - Nemoto	30.488	777	Jedlinski - Basz	40.650	77	Al Zubair - Soucek	35.143	10	52	Sbirrazzuoli - Delacour	1:46.251	1:46.375	10	
11	77	Al Zubair - Soucek	30.516	77	Al Zubair - Soucek	40.693	52	Sbirrazzuoli - Delacour	35.220	11	77	Al Zubair - Soucek	1:46.352	1:46.471	11	
12	5	Jedlinski - Korzeniowski	30.580	11	Reno Moller - Paverud	40.881	11	Reno Moller - Paverud	35.345	12	11	Reno Moller - Paverud	1:46.814	1:46.883	12	
13	11	Reno Moller - Paverud	30.588	51	Negri - Schreiberman	41.129	51	Negri - Schreiberman	35.468	13	51	Negri - Schreiberman	1:47.192	1:47.192	13	
14	51	Negri - Schreiberman	30.595	7	Iribe - Millroy	41.163	7	Iribe - Millroy	35.549	14	5	Jedlinski - Korzeniowski	1:47.382	1:47.688	14	
15	7	Iribe - Millroy	30.697	5	Jedlinski - Korzeniowski	41.225	5	Jedlinski - Korzeniowski	35.577	15	7	Iribe - Millroy	1:47.409	1:47.795	15	
16	47	Spinelli - Scholze	30.841	47	Spinelli - Scholze	41.497	47	Spinelli - Scholze	35.921	16	47	Spinelli - Scholze	1:48.259	1:48.316	16	
17	24	Blazek - Lisowski	32.236	24	Blazek - Lisowski	42.611	24	Blazek - Lisowski	36.536	17	24	Blazek - Lisowski	1:51.383	1:51.569	17	
18	26	Darmetko - Janosz	32.275	991	Zamparelli - Klingelberg	43.089	991	Zamparelli - Klingelberg	36.896	18	991	Zamparelli - Klingelberg	1:52.429	1:52.658	18	
19	991	Zamparelli - Klingelberg	32.444	26	Darmetko - Janosz	43.206	26	Darmetko - Janosz	36.951	19	26	Darmetko - Janosz	1:52.432	1:52.732	19	
20	215	MacBeth - Estragues	32.521	215	MacBeth - Estragues	43.565	215	MacBeth - Estragues	37.406	20	215	MacBeth - Estragues	1:53.492	1:53.964	20	



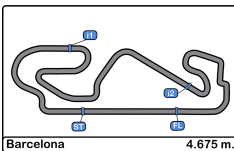


Circuito de Barcelona
International GT Open
Private test - 2
Best 5 Lap Times



Cl	N°	Entrant/Team	Nat	Driver 1	Nat	Driver 2	Nat	Vehicle	Cat	Cl	Best 1		Best 2		Best 3		Best 4		Best 5	
											Time	Lap	Time	Lap	Time	Lap	Time	Lap	Time	Lap
1	22	Balfe Motorsport	GBR	Shaun Balfe	GBR	Adam Carroll	GBR	Audi R8 GT3 LMS 2019	PROAM	1	1:45.411	9	1:46.074	5	1:46.079	8	1:46.265	25	1:46.360	4
2	97	TF Sport	GBR	Michael Dinan	USA	Robby Foley	USA	Aston Martin GT3 AMR MY2019	PRO	1	1:45.524	13	1:45.919	12	1:46.923	14	1:46.951	4	1:46.981	8
3	777	Olimp Racing	POL	Marcin Jedlinski	POL	Karol Basz	POL	Mercedes AMG GT3 - 2020	PROAM	2	1:45.553	8	1:47.182	5	1:47.422	22	1:47.602	9	1:47.643	4
4	17	HP Racing International	DEU	Gerhard Tweraser	AUT	Jan Seyffert	DEU	Lamborghini Huracan GT3 EVO	PROAM	3	1:45.699	18	1:45.728	21	1:45.904	22	1:46.161	17	1:47.227	26
5	9	2 Seas Motorsport	BHR	Martin Kodric	HRV	Ethan Simioni	CAN	Mercedes AMG GT3 2020	PRO	2	1:45.778	13	1:45.852	15	1:46.425	6	1:46.547	10	1:46.757	9
6	15	Twin Busch by Equipe Vitesse	DEU	Mario Hirsch	DEU	Dominik Schraml	DEU	Mercedes AMG GT3 - 2020	PROAM	4	1:45.790	17	1:47.428	8	1:47.568	4	1:47.670	14	1:48.370	7
7	63	Vincenzo Sospiri Racing	ITA	Michele Beretta	ITA	Frederik Schandorff	DNK	Lamborghini Huracan GT3 EVO	PRO	3	1:45.925	23	1:46.113	9	1:46.233	22	1:46.361	10	1:46.424	11
8	72	Inception Racing	GBR	Nick Moss	GBR	Joe Osborne	GBR	McLaren 720 S GT3	PROAM	5	1:46.230	23	1:46.386	4	1:46.475	20	1:46.561	21	1:46.582	22
9	19	Vincenzo Sospiri Racing	ITA	Baptiste Moulin	BEL	Yuki Nemoto	JPN	Lamborghini Huracan GT3 EVO	PRO	4	1:46.338	11	1:46.473	9	1:46.495	4	1:46.966	10	1:47.054	8
10	52	AF Corse	ITA	Cedric Sbirrazzuoli	MCO	Hugo Delacour	FRA	Ferrari 488 GT3 MY2020	PROAM	6	1:46.375	9	1:46.603	10	1:46.981	11	1:47.512	26	1:47.734	6
11	77	Lechner Racing	AUT	Al Faisal Al Zubair	CAN	Andy Soucek	ESP	Porsche 911 GT3-R II 2019	PRO	5	1:46.471	9	1:46.549	10	1:46.666	4	1:47.225	3	1:47.259	25
12	11	Reno Racing	DNK	Jens Reno Moller	DNK	Marcus Paverud	NOR	Honda NSX GT3 Evo	PROAM	7	1:46.883	14	1:47.029	16	1:47.183	15	1:47.530	6	1:47.693	13
13	51	AF Corse	ITA	Oswaldo Negri	USA	Jay Schreiber	USA	Ferrari 488 GT3 MY2020	AM	1	1:47.192	20	1:47.304	21	1:47.565	22	1:47.805	19	1:48.416	3
14	5	Olimp Racing	POL	Stanislaw Jedlinski	POL	Krystian Korzeniowski	POL	Audi R8 GT3 LMS 2018	AM	2	1:47.688	21	1:47.877	20	1:48.755	13	1:48.890	16	1:49.058	18
15	7	Inception Racing	GBR	Brendan Iribe	USA	Ollie Millroy	GBR	McLaren 720 S GT3	PROAM	8	1:47.795	3	1:48.014	4	1:48.114	2	1:51.468	5	1:59.583	7
16	47	AKM Motorsport	SMR	Loris Spinelli	ITA	Florian Scholze	DEU	Mercedes AMG GT3 - 2020	PROAM	9	1:48.316	22	1:48.553	18	1:48.861	3	1:48.881	15	1:48.957	21
17	24	A&P Racing Team PTT Tech Support	POL	Maciej Blazek	POL	Mateusz Lisowski	POL	Porsche 991 GT3 Cup gen 2	CUPPA	1	1:51.569	16	1:51.856	17	1:52.051	15	1:52.078	18	1:52.444	14
18	991	Valluga Racing	GBR	Dino Zamparelli	GBR	Jan Klingelberg	CHE	Porsche 911 GT3 Cup gen 2	CUPPA	2	1:52.658	3	1:52.736	5	1:52.924	6	1:53.640	4	1:57.051	16
19	26	Q1 by EMG Motorsport	BEL	Maciej Darmetko	POL	Artur Janosz	POL	Porsche 911 GT3 Cup gen 2	CUPPA	3	1:52.732	9	1:52.927	12	1:53.595	8	1:53.670	5	1:53.759	4
20	215	NM Racing Team	ESP	August MacBeth	CHE	Albert Estragues	ESP	Mercedes AMG GT4	CUPAM	1	1:53.964	22	1:54.028	23	1:54.774	6	1:55.441	7	1:55.917	5



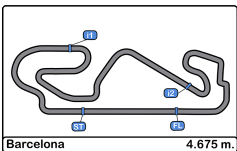


Circuito de Barcelona
International GT Open
Private test - 2
Best 5 Top Speeds



Cl	N°	Entrant/Team	Nat	Driver 1	Nat	Driver 2	Nat	Vehicle	Cat	Cl	Top 1		Top 2		Top 3		Top 4		Top 5		Avg
											Km/h	Lap	Km/h	Lap	Km/h	Lap	Km/h	Lap	Km/h	Lap	
1	22	Balfe Motorsport	GBR	Shaun Balfe	GBR	Adam Carroll	GBR	Audi R8 GT3 LMS 2019	PROAM	1	264.0	10	261.5	11	260.2	6	258.9	9	258.3	3	260.6
2	5	Olimp Racing	POL	Stanislaw Jedlinski	POL	Krystian Korzeniowski	POL	Audi R8 GT3 LMS 2018	AM	1	261.5	22	260.8	20	260.2	14	260.2	21	259.6	13	260.4
3	11	Reno Racing	DNK	Jens Reno Moller	DNK	Marcus Paverud	NOR	Honda NSX GT3 Evo	PROAM	2	261.5	16	260.8	25	260.8	26	260.8	27	260.2	15	260.8
4	52	AF Corse	ITA	Cedric Sbirrazzuoli	MCO	Hugo Delacour	FRA	Ferrari 488 GT3 MY2020	PROAM	3	261.5	29	259.6	28	258.3	30	257.7	25	257.7	27	259.0
5	97	TF Sport	GBR	Michael Dinan	USA	Robby Foley	USA	Aston Martin GT3 AMR MY2019	PRO	1	260.8	28	260.2	22	258.3	14	258.3	21	258.3	23	259.2
6	9	2 Seas Motorsport	BHR	Martin Kodric	HRV	Ethan Simioni	CAN	Mercedes AMG GT3 2020	PRO	2	260.2	14	258.3	3	257.1	2	257.1	9	257.1	11	258.0
7	17	HP Racing International	DEU	Gerhard Tweraser	AUT	Jan Seyffert	DEU	Lamborghini Huracan GT3 EVO	PROAM	4	260.2	9	258.9	7	258.9	13	258.9	14	258.9	15	259.2
8	47	AKM Motorsport	SMR	Loris Spinelli	ITA	Florian Scholze	DEU	Mercedes AMG GT3 - 2020	PROAM	5	259.6	19	258.9	21	257.7	23	257.1	22	256.5	20	258.0
9	215	NM Racing Team	ESP	August MacBeth	CHE	Albert Estragues	ESP	Mercedes AMG GT4	CUPPA	1	259.6	24	256.5	22	256.5	23	255.9	25	255.3	7	256.7
10	15	Twin Busch by Equipe Vitesse	DEU	Mario Hirsch	DEU	Dominik Schraml	DEU	Mercedes AMG GT3 - 2020	PROAM	6	258.9	9	256.5	5	256.5	12	256.5	18	255.9	4	256.9
11	77	Lechner Racing	AUT	Al Faisal Al Zubair	CAN	Andy Soucek	ESP	Porsche 911 GT3-R II 2019	PRO	3	258.9	19	257.7	20	257.7	23	257.1	14	257.1	16	257.7
12	7	Inception Racing	GBR	Brendan Iribe	USA	Ollie Millroy	GBR	McLaren 720 S GT3	PROAM	7	258.3	4	257.7	5	255.3	2	255.3	3	253.5	7	256.0
13	51	AF Corse	ITA	Oswaldo Negri	USA	Jay Schreiber	USA	Ferrari 488 GT3 MY2020	AM	2	258.3	21	257.7	18	257.7	22	257.1	20	257.1	23	257.6
14	72	Inception Racing	GBR	Nick Moss	GBR	Joe Osborne	GBR	McLaren 720 S GT3	PROAM	8	258.3	3	258.3	5	258.3	9	258.3	17	258.3	26	258.3
15	777	Olimp Racing	POL	Marcin Jedlinski	POL	Karol Basz	POL	Mercedes AMG GT3 - 2020	PROAM	9	258.3	9	257.7	11	257.1	5	257.1	6	257.1	14	257.5
16	63	Vincenzo Sospiri Racing	ITA	Michele Beretta	ITA	Frederik Schandorff	DNK	Lamborghini Huracan GT3 EVO	PRO	4	257.1	14	255.9	23	255.3	4	255.3	12	255.3	13	255.8
17	19	Vincenzo Sospiri Racing	ITA	Baptiste Moulin	BEL	Yuki Nemoto	JPN	Lamborghini Huracan GT3 EVO	PRO	5	255.9	5	255.3	4	255.3	19	255.3	20	255.3	24	255.4
18	26	Q1 by EMG Motorsport	BEL	Maciej Darnetko	POL	Artur Janosz	POL	Porsche 911 GT3 Cup gen 2	CUPPA	1	251.1	9	249.4	8	249.4	10	248.8	6	248.8	12	249.5
19	991	Valluga Racing	GBR	Dino Zamparelli	GBR	Jan Klingelberg	CHE	Porsche 911 GT3 Cup gen 2	CUPPA	2	250.5	4	250.5	5	249.4	18	249.4	19	248.8	6	249.7
20	24	A&P Racing Team PTT Tech Support	POL	Maciej Blazek	POL	Mateusz Lisowski	POL	Porsche 991 GT3 Cup gen 2	CUPPA	3	250.0	27	249.4	25	249.4	26	248.8	24	248.2	15	249.1



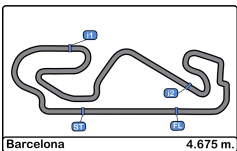


Circuito de Barcelona
International GT Open
Private test - 2
Fastest Laps Sequence



Lap	Time of Day	Session Time	Nº	Entrant/Team	Nat	Driver 1	Nat	Driver 2	Nat	Vehicle	Cat	Time	Km/h
2	15:23:40.922	3:40.922	777	Olimp Racing		Marcin Jedlinski		Karol Basz		Mercedes AMG GT3 - 2020	PROAM	1:48.474	155.1
2	15:23:46.194	3:46.194	72	Inception Racing		Nick Moss		Joe Osborne		McLaren 720 S GT3	PROAM	1:46.851	157.5
4	15:27:26.353	7:26.353	72	Inception Racing		Nick Moss		Joe Osborne		McLaren 720 S GT3	PROAM	1:46.386	158.1
4	15:27:57.212	7:57.212	22	Balfe Motorsport		Shaun Balfe		Adam Carroll		Audi R8 GT3 LMS 2019	PROAM	1:46.360	158.2
5	15:29:43.286	9:43.286	22	Balfe Motorsport		Shaun Balfe		Adam Carroll		Audi R8 GT3 LMS 2019	PROAM	1:46.074	158.6
8	15:38:49.176	18:49.176	777	Olimp Racing		Marcin Jedlinski		Karol Basz		Mercedes AMG GT3 - 2020	PROAM	1:45.553	159.4
9	15:39:02.755	19:02.755	22	Balfe Motorsport		Shaun Balfe		Adam Carroll		Audi R8 GT3 LMS 2019	PROAM	1:45.411	159.6





Circuito de Barcelona

International GT Open

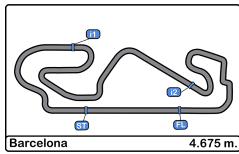
Private test - 2

Event Best Maximum Speed



Nº	Entrant/Team	Nat	Driver 1	Nat	Driver 2	Nat	Vehicle	Cat	Km/h	Session
22	Balfe Motorsport	GBR	Shaun Balfe	GBR	Adam Carroll	GBR	Audi R8 GT3 LMS 2019	PROAM	264.0	Private test - 2
11	Reno Racing	DNK	Jens Reno Moller	DNK	Marcus Paverud	NOR	Honda NSX GT3 Evo	PROAM	261.5	Private test - 2
5	Olimp Racing	POL	Stanislaw Jedlinski	POL	Krystian Korzeniowski	POL	Audi R8 GT3 LMS 2018	AM	261.5	Private test - 2
52	AF Corse	ITA	Cedric Sbirrazzuoli	ITA	Hugo Delacour	FRA	Ferrari 488 GT3 MY2020	PROAM	261.5	Private test - 2
97	TF Sport	GBR	Michael Dinan	USA	Robby Foley	USA	Aston Martin GT3 AMR MY2019	PRO	260.8	Private test - 2
17	HP Racing International	DEU	Gerhard Tweraser	AUT	Jan Seyffert	DEU	Lamborghini Huracan GT3 EVO	PROAM	260.2	Private test - 2
9	2 Seas Motorsport	BHR	Martin Kodric	HRV	Ethan Simioni	CAN	Mercedes AMG GT3 2020	PRO	260.2	Private test - 2
7	Inception Racing	GBR	Brendan Iribe	USA	Ollie Millroy	GBR	McLaren 720 S GT3	PROAM	259.6	Private test - 1
47	AKM Motorsport	SMR	Loris Spinelli	ITA	Florian Scholze	DEU	Mercedes AMG GT3 - 2020	PROAM	259.6	Private test - 2
215	NM Racing Team	ESP	August MacBeth	CHE	Albert Estragues	ESP	Mercedes AMG GT4	CUPAM	259.6	Private test - 2
15	Twin Busch by Equipe Vitesse	DEU	Mario Hirsch	DEU	Dominik Schraml	DEU	Mercedes AMG GT3 - 2020	PROAM	258.9	Private test - 2
77	Lechner Racing	AUT	Al Faisal Al Zubair	OMN	Andy Soucek	ESP	Porsche 911 GT3-R II 2019	PRO	258.9	Private test - 2
72	Inception Racing	GBR	Nick Moss	GBR	Joe Osborne	GBR	McLaren 720 S GT3	PROAM	258.3	Private test - 2
777	Olimp Racing	POL	Marcin Jedlinski	POL	Karol Basz	POL	Mercedes AMG GT3 - 2020	PROAM	258.3	Private test - 2
51	AF Corse	ITA	Oswaldo Negri	USA	Jay Schreiber	USA	Ferrari 488 GT3 MY2020	AM	258.3	Private test - 2
63	Vincenzo Sospiri Racing	ITA	Michele Beretta	ITA	Frederik Schandorff	DNK	Lamborghini Huracan GT3 EVO	PRO	257.1	Private test - 2
19	Vincenzo Sospiri Racing	ITA	Baptiste Moulin	BEL	Yuki Nemoto	JPN	Lamborghini Huracan GT3 EVO	PRO	255.9	Private test - 2
26	Q1 by EMG Motorsport	BEL	Maciej Darmetko	POL	Artur Janosz	POL	Porsche 911 GT3 Cup gen 2	CUPPA	251.1	Private test - 2
991	Valluga Racing	GBR	Dino Zamparelli	GBR	Jan Klingelberg	CHE	Porsche 911 GT3 Cup gen 2	CUPPA	250.5	Private test - 2
24	A&P Racing Team PTT Tech Support	POL	Maciej Blazek	POL	Mateusz Lisowski	POL	Porsche 991 GT3 Cup gen 2	CUPPA	250.0	Private test - 2





**Circuit de Barcelona
International GT Open
Private test - 2
Pit Stop Analysis**



5 Stanislaw Jedlinski Audi R8 GT3 LMS 2018
AM Krystian Korzeniowski Olimp Racing

Nº	In Day Time	In Time	Out Time	Pit Time	T. Pit Time	Handicap	Diff.
1	15:34:31.957	15:34:31.957	15:44:25.404	9:53.447	9:53.447		
2	15:52:46.978	15:52:46.978	15:55:59.335	3:12.357	13:05.804		

7 Brendan Iribe McLaren 720 S GT3
PROAM Ollie Millroy Inception Racing

Nº	In Day Time	In Time	Out Time	Pit Time	T. Pit Time	Handicap	Diff.
1	15:29:34.765	15:29:34.765	15:32:38.223	3:03.458	3:03.458		

9 Martin Kodric Mercedes AMG GT3 2020
PRO Ethan Simioni 2 Seas Motorsport

Nº	In Day Time	In Time	Out Time	Pit Time	T. Pit Time	Handicap	Diff.
1	15:45:06.303	15:45:06.303	16:13:09.846	28:03.543	28:03.543		

11 Jens Reno Moller Honda NSX GT3 Evo
PROAM Marcus Paverud Reno Racing

Nº	In Day Time	In Time	Out Time	Pit Time	T. Pit Time	Handicap	Diff.
1	15:30:16.984	15:30:16.984	15:32:43.757	2:26.773	2:26.773		
2	15:40:01.689	15:40:01.689	15:42:14.369	2:12.680	4:39.453		
3	15:47:43.898	15:47:43.898	15:49:02.840	1:18.942	5:58.395		
4	15:59:48.892	15:59:48.892	16:02:07.899	2:19.007	8:17.402		

15 Mario Hirsch Mercedes AMG GT3 - 2020
PROAM Dominik Schraml Twin Busch by Equipe Vitesse

Nº	In Day Time	In Time	Out Time	Pit Time	T. Pit Time	Handicap	Diff.
1	15:29:08.778	15:29:08.778	15:31:42.405	2:33.627	2:33.627		
2	15:38:54.647	15:38:54.647	15:40:37.162	1:42.515	4:16.142		
3	15:46:03.679	15:46:03.679	15:49:44.753	3:41.074	7:57.216		
4	15:55:09.957	15:55:09.957	15:58:44.165	3:34.208	11:31.424		
5	16:04:04.237	16:04:04.237	16:06:37.782	2:33.545	14:04.969		

17 Gerhard Tweraser Lamborghini Huracan GT3 EVO
PROAM Jan Seyffert HP Racing International

Nº	In Day Time	In Time	Out Time	Pit Time	T. Pit Time	Handicap	Diff.
1	15:27:47.384	15:27:47.384	15:29:55.819	2:08.435	2:08.435		
2	15:40:45.876	15:40:45.876	15:42:39.392	1:53.516	4:01.951		
3	15:51:42.313	15:51:42.313	15:52:49.971	1:07.658	5:09.609		
4	16:00:04.675	16:00:04.675	16:02:55.756	2:51.081	8:00.690		
5	16:10:05.912	16:10:05.912	16:12:17.855	2:11.943	10:12.633		

19 Baptiste Moulin Lamborghini Huracan GT3 EVO
PRO Yuki Nemoto Vincenzo Sospiri Racing

Nº	In Day Time	In Time	Out Time	Pit Time	T. Pit Time	Handicap	Diff.
1	15:22:11.267	15:22:11.267	15:23:41.138	1:29.871	1:29.871		
2	15:32:44.071	15:32:44.071	15:35:14.234	2:30.163	4:00.034		
3	15:45:55.848	15:45:55.848	15:47:57.173	2:01.325	6:01.359		
4	16:02:42.751	16:02:42.751	16:07:23.896	4:41.145	10:42.504		

22 Shaun Balfe Audi R8 GT3 LMS 2019
PROAM Adam Carroll Balfe Motorsport

Nº	In Day Time	In Time	Out Time	Pit Time	T. Pit Time	Handicap	Diff.
1	15:31:32.177	15:31:32.177	15:33:44.325	2:12.148	2:12.148		
2	15:42:41.590	15:42:41.590	15:44:48.197	2:06.607	4:18.755		
3	15:55:51.895	15:55:51.895	16:00:29.676	4:37.781	8:56.536		
4	16:07:53.379	16:07:53.379	16:12:07.898	4:14.519	13:11.055		

24 Maciej Blazek Porsche 991 GT3 Cup gen 2
CUPPA Mateusz Lisowski A&P Racing Team PTT Tech Support

Nº	In Day Time	In Time	Out Time	Pit Time	T. Pit Time	Handicap	Diff.
1	15:31:53.111	15:31:53.111	15:35:07.659	3:14.548	3:14.548		
2	15:46:48.815	15:46:48.815	15:50:10.362	3:21.547	6:36.095		
3	16:03:25.224	16:03:25.224	16:06:57.200	3:31.976	10:08.071		

26 Maciej Darmetko Porsche 911 GT3 Cup gen 2
CUPPA Artur Janosz Q1 by EMG Motorsport

Nº	In Day Time	In Time	Out Time	Pit Time	T. Pit Time	Handicap	Diff.
1	15:24:11.500	15:24:11.500	15:25:49.347	1:37.847	1:37.847		
2	15:41:04.904	15:41:04.904	15:45:17.087	4:12.183	5:50.030		
3	15:51:11.416	15:51:11.416	15:55:44.434	4:33.018	10:23.048		
4	16:09:48.476	16:09:48.476	16:13:22.277	3:33.801	13:56.849		

47 Loris Spinelli Mercedes AMG GT3 - 2020
PROAM Florian Scholze AKM Motorsport

Nº	In Day Time	In Time	Out Time	Pit Time	T. Pit Time	Handicap	Diff.
1	15:25:07.975	15:25:07.975	15:25:47.672	39.697	39.697		
2	15:33:08.467	15:33:08.467	15:34:42.199	1:33.732	2:13.429		
3	15:43:53.138	15:43:53.138	15:46:08.002	2:14.864	4:28.293		
4	15:51:39.536	15:51:39.536	15:55:21.123	3:41.587	8:09.880		
5	16:00:52.917	16:00:52.917	16:09:30.524	8:37.607	16:47.487		

51 Oswaldo Negri Ferrari 488 GT3 MY2020
AM Jay Schreibman AF Corse

Nº	In Day Time	In Time	Out Time	Pit Time	T. Pit Time	Handicap	Diff.
1	15:28:38.451	15:28:38.451	15:30:39.489	2:01.038	2:01.038		
2	15:52:03.411	15:52:03.411	15:54:25.486	2:22.075	4:23.113		
3	16:08:59.950	16:08:59.950	16:10:58.945	1:58.995	6:22.108		

52 Cedric Sbirrazzuoli Ferrari 488 GT3 MY2020
PROAM Hugo Delacour AF Corse

Nº	In Day Time	In Time	Out Time	Pit Time	T. Pit Time	Handicap	Diff.
1	15:34:15.864	15:34:15.864	15:36:03.376	1:47.512	1:47.512		
2	15:45:05.469	15:45:05.469	15:46:47.226	1:41.757	3:29.269		
3	16:05:34.531	16:05:34.531	16:07:55.653	2:21.122	5:50.391		

63 Michele Beretta Lamborghini Huracan GT3 EVO
PRO Frederik Schandorff Vincenzo Sospiri Racing

Nº	In Day Time	In Time	Out Time	Pit Time	T. Pit Time	Handicap	Diff.
1	15:33:17.082	15:33:17.082	15:36:00.683	2:43.601	2:43.601		
2	15:48:31.949	15:48:31.949	15:50:15.703	1:43.754	4:27.355		
3	16:01:09.721	16:01:09.721	16:11:35.951	10:26.230	14:53.585		

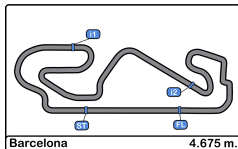
72 Nick Moss McLaren 720 S GT3
PROAM Joe Osborne Inception Racing

Nº	In Day Time	In Time	Out Time	Pit Time	T. Pit Time	Handicap	Diff.
1	15:29:14.869	15:29:14.869	15:31:32.867	2:17.998	2:17.998		
2	15:38:43.172	15:38:43.172	15:39:53.301	1:10.129	3:28.127		
3	15:54:23.282	15:54:23.282	15:55:34.006	1:10.724	4:38.851		
4	16:08:13.387	16:08:13.387	16:09:24.268	1:10.881	5:49.732		

77 Al Faisal Al Zubair Porsche 911 GT3-R II 2019
PRO Andy Soucek Lechner Racing

Nº	In Day Time	In Time	Out Time	Pit Time	T. Pit Time	Handicap	Diff.
1	15:35:48.003	15:35:48.003	15:42:30.694	6:42.691	6:42.691		
2	15:53:23.272	15:53:23.272	15:56:13.670	2:50.398	9:33.089		





Circuit de Barcelona
International GT Open
Private test - 2
Pit Stop Analysis



97 Michael Dinan Aston Martin GT3 AMR MY2019

PRO Robby Foley TF Sport

Nº	In Day Time	In Time	Out Time	Pit Time	T. Pit Time	Handicap	Diff.
1	15:32:33.170	15:32:33.170	15:35:24.688	2:51.518	2:51.518		
2	15:42:39.936	15:42:39.936	15:43:57.724	1:17.788	4:09.306		
3	15:52:56.084	15:52:56.084	15:54:48.010	1:51.926	6:01.232		

215 August MacBeth Mercedes AMG GT4

CUPAM Albert Estragues NM Racing Team

Nº	In Day Time	In Time	Out Time	Pit Time	T. Pit Time	Handicap	Diff.
1	15:24:51.211	15:24:51.211	15:28:59.900	4:08.689	4:08.689		
2	15:42:36.787	15:42:36.787	15:46:37.373	4:00.586	8:09.275		
3	16:07:48.924	16:07:48.924	16:10:52.693	3:03.769	11:13.044		

777 Marcin Jedlinski Mercedes AMG GT3 - 2020

PROAM Karol Basz Olimp Racing

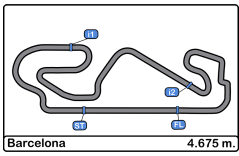
Nº	In Day Time	In Time	Out Time	Pit Time	T. Pit Time	Handicap	Diff.
1	15:30:55.120	15:30:55.120	15:35:16.712	4:21.592	4:21.592		
2	15:44:20.922	15:44:20.922	15:47:24.954	3:04.032	7:25.624		
3	15:59:27.344	15:59:27.344	16:03:11.280	3:43.936	11:09.560		

991 Dino Zamparelli Porsche 911 GT3 Cup gen 2

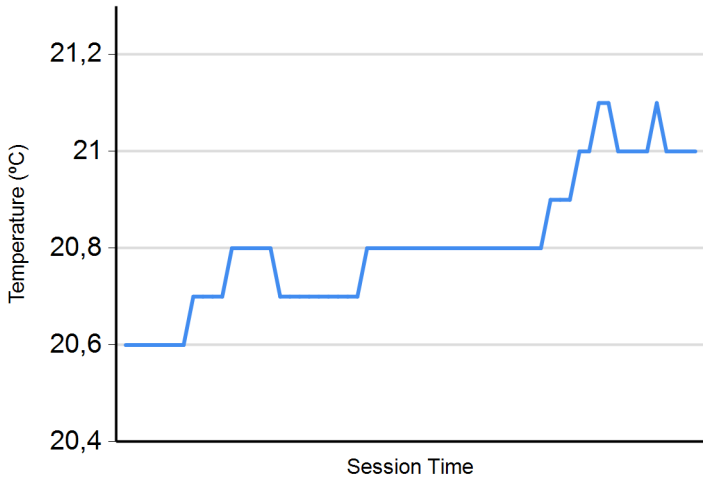
CUPPA Jan Klingelberg Valluga Racing

Nº	In Day Time	In Time	Out Time	Pit Time	T. Pit Time	Handicap	Diff.
1	15:22:52.893	15:22:52.893	15:24:11.851	1:18.958	1:18.958		
2	15:35:46.290	15:35:46.290	15:43:51.824	8:05.534	9:24.492		
3	15:58:11.021	15:58:11.021	16:12:43.914	14:32.893	23:57.385		

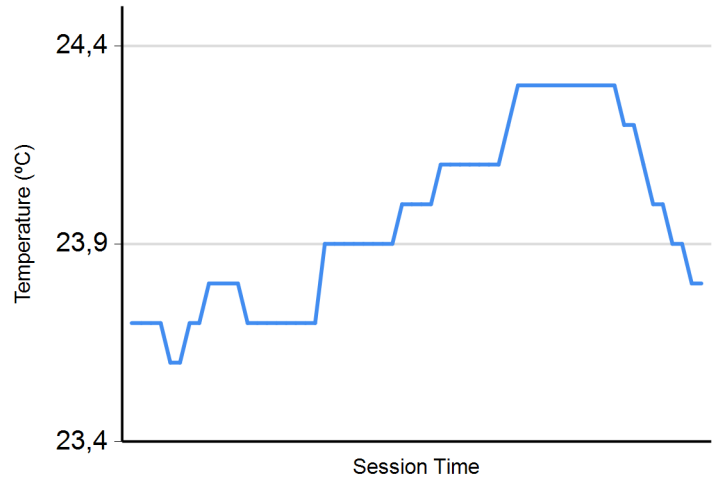




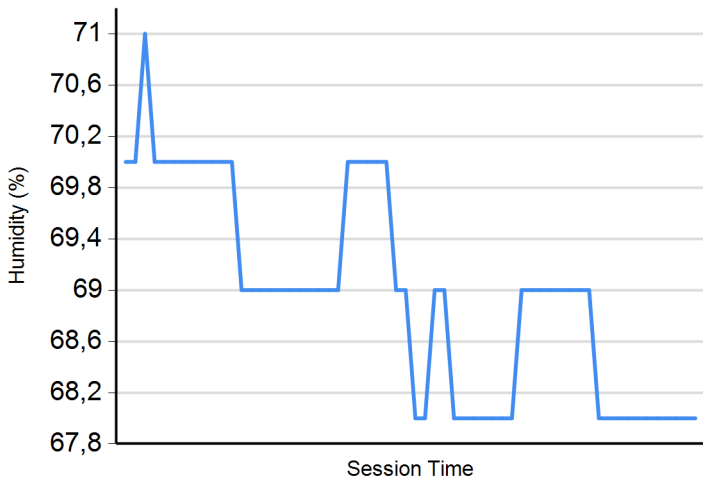
Air Temperature



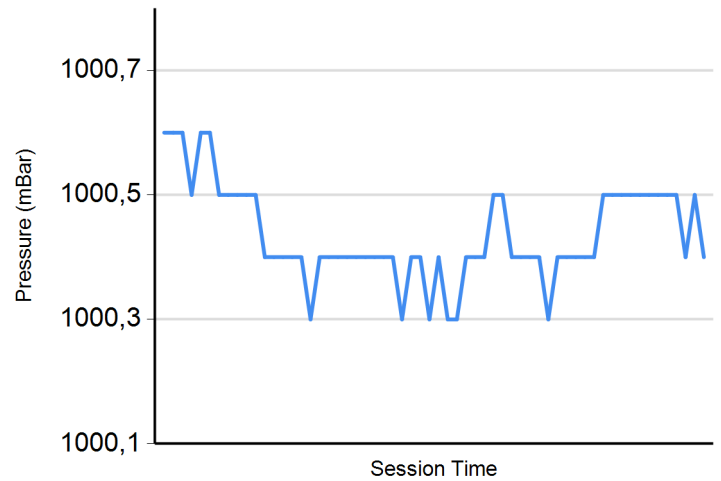
Track Temperature



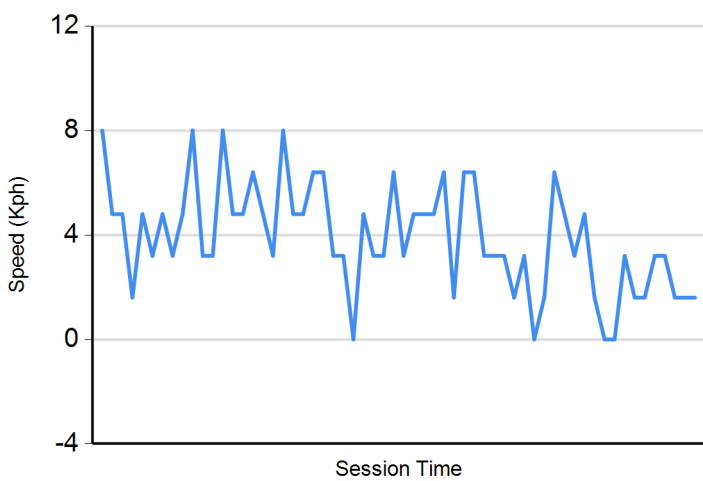
Humidity



Pressure

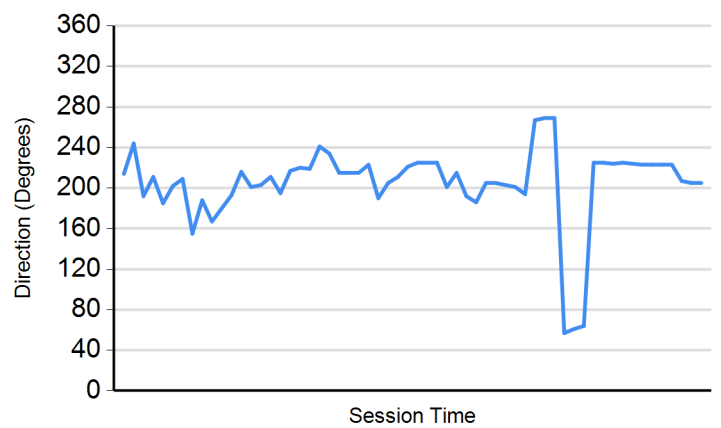


Wind Speed



Wind direction

North = 0°/360° Est = 90° South = 180° West = 270°



**Circuito de Barcelona
International GT Open
Private Test - 1 - 2
Combined Results**

Cls	Nº	Entrant/Team	Nat	Driver 1	Nat	Driver 2	Nat	Vehicle	Cat	Cls	Laps	PT1	PT2	Best	Gap	Interval	Km/h		
1	22	Balfe Motorsport	GBR	Shaun Balfe	GBR	Adam Carroll	GBR	Audi R8 GT3 LMS 2019	PROAM	1	43	2:02.189	7	1:45.411	9	1:45.411		159.6	
2	97	TF Sport	GBR	Michael Dinan	USA	Robby Foley	USA	Aston Martin GT3 AMR MY2019	PRO	1	51	1:53.917	20	1:45.524	13	1:45.524	0.113	0.113	159.4
3	777	Olimp Racing	POL	Marcin Jedlinski	POL	Karol Basz	POL	Mercedes AMG GT3 - 2020	PROAM	2	29	2:01.700	2	1:45.553	8	1:45.553	0.142	0.029	159.4
4	17	HP Racing International	DEU	Gerhard Tweraser	AUT	Jan Seyffert	DEU	Lamborghini Huracan GT3 EVO	PROAM	3	43	1:56.088	13	1:45.699	18	1:45.699	0.288	0.146	159.2
5	9	2 Seas Motorsport	BHR	Martin Kodric	HRV	Ethan Simioni	CAN	Mercedes AMG GT3 2020	PRO	2	35	1:58.942	18	1:45.778	13	1:45.778	0.367	0.079	159.1
6	15	Twin Busch by Equipe Vitesse	DEU	Mario Hirsch	DEU	Dominik Schraml	DEU	Mercedes AMG GT3 - 2020	PROAM	4	30	1:57.101	2	1:45.790	17	1:45.790	0.379	0.012	159.0
7	63	Vincenzo Sospiri Racing	ITA	Michele Beretta	ITA	Frederik Schandorff	DNK	Lamborghini Huracan GT3 EVO	PRO	3	25			1:45.925	23	1:45.925	0.514	0.135	158.8
8	72	Inception Racing	GBR	Nick Moss	GBR	Joe Osborne	GBR	McLaren 720 S GT3	PROAM	5	52	1:59.523	20	1:46.230	23	1:46.230	0.819	0.305	158.4
9	19	Vincenzo Sospiri Racing	ITA	Baptiste Moulin	BEL	Yuki Nemoto	JPN	Lamborghini Huracan GT3 EVO	PRO	4	25			1:46.338	11	1:46.338	0.927	0.108	158.2
10	52	AF Corse	ITA	Cedric Sbirrazzuoli	MCO	Hugo Delacour	FRA	Ferrari 488 GT3 MY2020	PROAM	6	46	2:02.159	5	1:46.375	9	1:46.375	0.964	0.037	158.2
11	77	Lechner Racing	AUT	Al Faisal Al Zubair	DIN	Andy Soucek	ESP	Porsche 911 GT3-R II 2019	PRO	5	42	1:49.758	15	1:46.471	9	1:46.471	1.060	0.096	158.0
12	11	Reno Racing	DNK	Jens Reno Moller	DNK	Marcus Paverud	NOR	Honda NSX GT3 Evo	PROAM	7	27			1:46.883	14	1:46.883	1.472	0.412	157.4
13	51	AF Corse	ITA	Oswaldo Negri	USA	Jay Schreiber	USA	Ferrari 488 GT3 MY2020	AM	1	47	2:02.832	5	1:47.192	20	1:47.192	1.781	0.309	157.0
14	5	Olimp Racing	POL	Stanislaw Jedlinski	POL	Krystian Korzeniowski	POL	Audi R8 GT3 LMS 2018	AM	2	34	2:02.639	7	1:47.688	21	1:47.688	2.277	0.496	156.2
15	7	Inception Racing	GBR	Brendan Iribe	USA	Ollie Millroy	GBR	McLaren 720 S GT3	PROAM	8	20	1:50.631	12	1:47.795	3	1:47.795	2.384	0.107	156.1
16	47	AKM Motorsport	SMR	Loris Spinelli	ITA	Florian Scholze	DEU	Mercedes AMG GT3 - 2020	PROAM	9	23			1:48.316	22	1:48.316	2.905	0.521	155.3
17	24	A&P Racing Team PTT Tech Support	POL	Maciej Blazek	POL	Mateusz Lisowski	POL	Porsche 991 GT3 Cup gen 2	CUPPA	1	27			1:51.569	16	1:51.569	6.158	3.253	150.8
18	991	Valluga Racing	GBR	Dino Zamparelli	GBR	Jan Klingenberg	CHE	Porsche 911 GT3 Cup gen 2	CUPPA	2	19			1:52.658	3	1:52.658	7.247	1.089	149.3
19	26	Q1 by EMG Motorsport	BEL	Maciej Darmetko	POL	Artur Janosz	POL	Porsche 911 GT3 Cup gen 2	CUPPA	3	22			1:52.732	9	1:52.732	7.321	0.074	149.2
20	215	NM Racing Team	ESP	August MacBeth	CHE	Albert Estragues	ESP	Mercedes AMG GT4	CUPAM	1	25			1:53.964	22	1:53.964	8.553	1.232	147.6

Published at:.....

Stewards:	Race Director:	Timekeeper: Luis Angel Garcia Nuñez <i>[Signature]</i> JOB/I-0020-ESP
------------------	-----------------------	--

