

Circuito de Barcelona
International GT Open
Qualifying - 1 Driver - 1
Provisional Results



Cls	Nº	Entrant/Team	Nat	Driver 1	Nat	Driver 2	Nat	Vehicle	Cat	Cls	Laps	Best	Time	Gap	Interval	Km/h
1	87	AKKA ASP	FRA	Jim Pla	FRA	Thomas Drouet	FRA	Mercedes AMG GT3 - 2020	PRO	1	8	7	1:43.152			163.1
2	63	Vincenzo Sospiri Racing	ITA	Michele Beretta	ITA	Frederik Schandorff	DNK	Lamborghini Huracan GT3 EVO	PRO	2	4	3	1:43.448	0.296	0.296	162.6
3	9	2 Seas Motorsport	BHR	Martin Kodric	HRV	Ethan Simioni	CAN	Mercedes AMG GT3 2020	PRO	3	10	8	1:43.704	0.552	0.256	162.2
4	19	Vincenzo Sospiri Racing	ITA	Baptiste Moulin	BEL	Yuki Nemoto	JPN	Lamborghini Huracan GT3 EVO	PRO	4	4	3	1:43.996	0.844	0.292	161.8
5	17	HP Racing International	DEU	Gerhard Tweraser	AUT	Jan Seyffert	DEU	Lamborghini Huracan GT3 EVO	PROAM	1	9	8	1:44.263	1.111	0.267	161.4
6	72	Inception Racing	GBR	Nick Moss	GBR	Joe Osborne	GBR	McLaren 720 S GT3	PROAM	2	11	10	1:44.572	1.420	0.309	160.9
7	77	Lechner Racing	AUT	Al Faisal Al Zubair	OMN	Andy Soucek	ESP	Porsche 911 GT3-R II 2019	PRO	5	7	5	1:44.633	1.481	0.061	160.8
8	52	AF Corse	ITA	Cedric Sbirrazzuoli	MCO	Hugo Delacour	FRA	Ferrari 488 GT3 MY2020	PROAM	3	10	8	1:45.049	1.897	0.416	160.2
9	7	Inception Racing	GBR	Brendan Iribe	USA	Ollie Millroy	GBR	McLaren 720 S GT3	PROAM	4	12	10	1:45.109	1.957	0.060	160.1
10	47	AKM Motorsport	SMR	Loris Spinelli	ITA	Florian Scholze	DEU	Mercedes AMG GT3 - 2020	PROAM	5	9	2	1:45.200	2.048	0.091	159.9
11	777	Olimp Racing	POL	Marcin Jedlinski	POL	Karol Basz	POL	Mercedes AMG GT3 - 2020	PROAM	6	12	8	1:45.287	2.135	0.087	159.8
12	11	Reno Racing	DNK	Jens Reno Moller	DNK	Marcus Paverud	NOR	Honda NSX GT3 Evo	PROAM	7	12	3	1:45.575	2.423	0.288	159.4
13	22	Balfe Motorsport	GBR	Shaun Balfe	GBR	Adam Carroll	GBR	Audi R8 GT3 LMS 2019	PROAM	8	14	10	1:45.710	2.558	0.135	159.2
14	97	TF Sport	GBR	Michael Dinan	USA	Robby Foley	USA	Aston Martin GT3 AMR MY2019	PRO	6	13	12	1:45.909	2.757	0.199	158.9
15	93	Baporo Motorsport	ESP	Daniel Diaz-Varela	ESP	Jaume Font	ESP	Mercedes AMG GT3 - 2020	AM	1	11	10	1:46.518	3.366	0.609	158.0
16	15	Twin Busch by Equipe Vitesse	DEU	Mario Hirsch	DEU	Dominik Schraml	DEU	Mercedes AMG GT3 - 2020	PROAM	9	13	12	1:47.663	4.511	1.145	156.3
17	54	Q1 by EMG Motorsport	BEL	Jan Lauryszen	BEL			Porsche GT3 Cup	CUPPA	1	13	12	1:49.902	6.750	2.239	153.1
18	991	Valluga Racing	GBR	Dino Zamparelli	GBR	Jan Klingenberg	CHE	Porsche 911 GT3 Cup gen 2	CUPPA	2	5	4	1:50.924	7.772	1.022	151.7
19	24	A&P Racing Team PTT Tech Support	POL	Maciej Blazek	POL	Mateusz Lisowski	POL	Porsche 991 GT3 Cup gen 2	CUPPA	3	12	11	1:51.149	7.997	0.225	151.4
20	50	Q1 by EMG Motorsport	BEL	Filip Teunkens	BEL	Bas Schouten	NLD	Porsche 992 GT3 Cup	CUPPA	4	14	10	1:51.322	8.170	0.173	151.1
21	215	NM Racing Team	ESP	August MacBeth	CHE	Albert Estragues	ESP	Mercedes AMG GT4	CUPAM	1	12	11	1:51.638	8.486	0.316	150.7
22	53	Q1 by EMG Motorsport	BEL	Nicolas Vandierendonck	BEL	Dirk Schouten	NLD	Porsche 992 GT3 Cup	CUPPA	5	14	13	1:52.340	9.188	0.702	149.8
23	45	CAME Racing Team	ITA	Mark Speakerwas	ITA	Jan Antoszewski	POL	Porsche 911 GT3 Cup gen 1	CUPPA	6	4	4	1:52.422	9.270	0.082	149.7
24	26	Q1 by EMG Motorsport	BEL	Maciej Darmetko	POL	Artur Janosz	POL	Porsche 911 GT3 Cup gen 2	CUPPA	7	10	9	1:52.826	9.674	0.404	149.1
25	32	Three Sixty Racing Team	AND	Fernando Fortes	BRA			Porsche 911 GT3 Cup gen 2	CUPAM	2	10	9	1:52.940	9.788	0.114	149.0
26	5	Olimp Racing	POL	Stanislaw Jedlinski	POL	Krystian Korzeniowski	POL	Audi R8 GT3 LMS 2018	AM	2	11	8	1:53.450	10.298	0.510	148.3
27	27	Three Sixty Racing Team	AND	Marcio Mauro	BRA	Oscar Aristot	AND	Porsche 911 GT3 Cup gen 2	CUPAM	3	11	10	1:54.584	11.432	1.134	146.8
28	51	AF Corse	ITA	Oswaldo Negri	USA	Jay Schreiber	USA	Ferrari 488 GT3 MY2020	AM	3	4	3	1:54.873	11.721	0.289	146.5
29	44	CAME Racing Team	ITA	Eugenio Pisani	ITA	Stefano Bozzoni	ITA	Porsche 911 GT3 Cup gen 1	CUPPA	8	14	13	1:57.962	14.810	3.089	142.6

*** PENALTIES**

CAR 87 TIME 1:51.438 DELETED TRACK LIMITS AT T 9

CAR 87 TIME 1:51.438 DELETED TRACK LIMITS AT T 9

CAR 97 TIME 1:47.204 DELETED TRACK LIMITS AT T 9

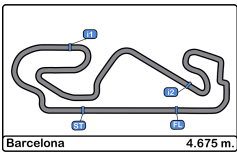
CAR 777 TIME 1:46.417 DELETED TRACK LIMITS AT T 15 + FOLOWING LAP

Published at:.....

Track Temp: 12.5 °C Air Temp: 13.3 °C Humidity: 75 % Track Status: DRY

Stewards:	Race Director:	Timekeeper: Luis Angel Garcia Nuñez <i>[Signature]</i> JOB/I-0020-ESP
------------------	-----------------------	--





Circuit de Barcelona
International GT Open
Qualifying - 1 Driver - 1
Provisional Results



CAR 27 TIME 1:58.209 DELETED TRACK LIMITS AT T 9
 CAR 7 TIME 1:44.906 DELETED TRACK LIMITS AT T 9
 CAR 27 TIME 1:55.929 DELETED TRACK LIMITS AT T 9
 CAR 7 TIME 1:48.938 DELETED TRACK LIMITS AT T 9

Published at:.....

Track Temp: 12.5 °C Air Temp: 13.3 °C Humidity: 75 % Track Status: DRY

Stewards:	Race Director:	Timekeeper:  Luis Angel Garcia Nuñez JOB/I-0020-ESP
-----------	----------------	---





Circuito de Barcelona
International GT Open
Qualifying - 1 Driver - 1
Provisional Results by Category



Cls	Nº	Entrant/Team	Nat	Driver 1	Nat	Driver 2	Nat	Vehicle	Cat	Cls	Laps	Best	Time	Gap	Interval	Km/h
PRO																
1	87	AKKA ASP	FRA	Jim Pla	FRA	Thomas Drouet	FRA	Mercedes AMG GT3 - 2020	PRO	1	8	7	1:43.152			163.1
2	63	Vincenzo Sospiri Racing	ITA	Michele Beretta	ITA	Frederik Schandorff	DNK	Lamborghini Huracan GT3 EVO	PRO	2	4	3	1:43.448	0.296	0.296	162.6
3	9	2 Seas Motorsport	HRV	Martin Kodric	HRV	Ethan Simioni	CAN	Mercedes AMG GT3 2020	PRO	3	10	8	1:43.704	0.552	0.256	162.2
4	19	Vincenzo Sospiri Racing	ITA	Baptiste Moulin	BEL	Yuki Nemoto	JPN	Lamborghini Huracan GT3 EVO	PRO	4	4	3	1:43.996	0.844	0.292	161.8
5	77	Lechner Racing	AUT	Al Faisal Al Zubair	CAN	Andy Soucek	ESP	Porsche 911 GT3-R II 2019	PRO	5	7	5	1:44.633	1.481	0.637	160.8
6	97	TF Sport	GBR	Michael Dinan	USA	Robby Foley	USA	Aston Martin GT3 AMR MY2019	PRO	6	13	12	1:45.909	2.757	1.276	158.9
PROAM																
1	17	HP Racing International	DEU	Gerhard Tweraser	AUT	Jan Seyffert	DEU	Lamborghini Huracan GT3 EVO	PROAM	1	9	8	1:44.263			161.4
2	72	Inception Racing	GBR	Nick Moss	GBR	Joe Osborne	GBR	McLaren 720 S GT3	PROAM	2	11	10	1:44.572	0.309	0.309	160.9
3	52	AF Corse	ITA	Cedric Sbirrazzuoli	MCO	Hugo Delacour	FRA	Ferrari 488 GT3 MY2020	PROAM	3	10	8	1:45.049	0.786	0.477	160.2
4	7	Inception Racing	GBR	Brendan Iribe	USA	Ollie Millroy	GBR	McLaren 720 S GT3	PROAM	4	12	10	1:45.109	0.846	0.060	160.1
5	47	AKM Motorsport	SVK	Loris Spinelli	ITA	Florian Scholze	DEU	Mercedes AMG GT3 - 2020	PROAM	5	9	2	1:45.200	0.937	0.091	159.9
6	777	Olimp Racing	POL	Marcin Jedlinski	POL	Karol Basz	POL	Mercedes AMG GT3 - 2020	PROAM	6	12	8	1:45.287	1.024	0.087	159.8
7	11	Reno Racing	DNK	Jens Reno Moller	DNK	Marcus Paverud	NOR	Honda NSX GT3 Evo	PROAM	7	12	3	1:45.575	1.312	0.288	159.4
8	22	Balfe Motorsport	GBR	Shaun Balfe	GBR	Adam Carroll	GBR	Audi R8 GT3 LMS 2019	PROAM	8	14	10	1:45.710	1.447	0.135	159.2
9	15	Twin Busch by Equipe Vitesse	DEU	Mario Hirsch	DEU	Dominik Schraml	DEU	Mercedes AMG GT3 - 2020	PROAM	9	13	12	1:47.663	3.400	1.953	156.3
AM																
1	93	Baporo Motorsport	ESP	Daniel Diaz-Varela	ESP	Jaume Font	ESP	Mercedes AMG GT3 - 2020	AM	1	11	10	1:46.518			158.0
2	5	Olimp Racing	POL	Stanislaw Jedlinski	POL	Krystian Korzeniowski	POL	Audi R8 GT3 LMS 2018	AM	2	11	8	1:53.450	6.932	6.932	148.3
3	51	AF Corse	ITA	Oswaldo Negri	USA	Jay Schreiber	USA	Ferrari 488 GT3 MY2020	AM	3	4	3	1:54.873	8.355	1.423	146.5
CUPPA																
1	54	Q1 by EMG Motorsport	BEL	Jan Lauryszen	BEL		GBR	Porsche 992 GT3 Cup	CUPPA	1	13	12	1:49.902			153.1
2	991	Valluga Racing	GBR	Dino Zamparelli	GBR	Jan Klingelberg	CHE	Porsche 911 GT3 Cup gen 2	CUPPA	2	5	4	1:50.924	1.022	1.022	151.7
3	24	A&P Racing Team PTT Tech Support	POL	Maciej Blazek	POL	Mateusz Lisowski	POL	Porsche 991 GT3 Cup gen 2	CUPPA	3	12	11	1:51.149	1.247	0.225	151.4
4	50	Q1 by EMG Motorsport	BEL	Filip Teunkens	BEL	Bas Schouten	NLD	Porsche 992 GT3 Cup	CUPPA	4	14	10	1:51.322	1.420	0.173	151.1
5	53	Q1 by EMG Motorsport	BEL	Nicolas Vandierendonck	BEL	Dirk Schouten	NLD	Porsche 992 GT3 Cup	CUPPA	5	14	13	1:52.340	2.438	1.018	149.8
6	45	CAME Racing Team	ITA	Mark Speakerwas	ITA	Jan Antoszewski	POL	Porsche 911 GT3 Cup gen 1	CUPPA	6	4	4	1:52.422	2.520	0.082	149.7
7	26	Q1 by EMG Motorsport	BEL	Maciej Darmetko	POL	Artur Janosz	POL	Porsche 911 GT3 Cup gen 2	CUPPA	7	10	9	1:52.826	2.924	0.404	149.1
8	44	CAME Racing Team	ITA	Eugenio Pisani	ITA	Stefano Bozzoni	ITA	Porsche 911 GT3 Cup gen 1	CUPPA	8	14	13	1:57.962	8.060	5.136	142.6

Published at:.....

Track Temp: 12.5 °C Air Temp: 13.3 °C Humidity: 75 % Track Status: DRY

Stewards:

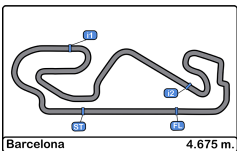
Race Director:

Timekeeper:

Luís Angel García Nuñez

JOB/I-0020-ESP





Circuito de Barcelona
International GT Open
Qualifying - 1 Driver - 1
Provisional Results by Category



Cls	Nº	Entrant/Team	Nat	Driver 1	Nat	Driver 2	Nat	Vehicle	Cat	Cls	Laps	Best	Time	Gap	Interval	Km/h
CUPAM																
1	215	NM Racing Team	ESP	August MacBeth	CHE	Albert Estragues	ESP	Mercedes AMG GT4	CUPAM	1	12	11	1:51.638			150.7
2	32	Three Sixty Racing Team	AND	Fernando Fortes	BRA			Porsche 911 GT3 Cup gen 2	CUPAM	2	10	9	1:52.940	1.302	1.302	149.0
3	27	Three Sixty Racing Team	AND	Marcio Mauro	BRA	Oscar Aristot	AND	Porsche 911 GT3 Cup gen 2	CUPAM	3	11	10	1:54.584	2.946	1.644	146.8

*** PENALTIES**

- CAR 87 TIME 1:51.438 DELETED TRACK LIMITS AT T 9
- CAR 87 TIME 1:51.438 DELETED TRACK LIMITS AT T 9
- CAR 97 TIME 1:47.204 DELETED TRACK LIMITS AT T 9
- CAR 777 TIME 1:46.417 DELETED TRACK LIMITS AT T 15 + FOLOWING LAP
- CAR 27 TIME 1:58.209 DELETED TRACK LIMITS AT T 9
- CAR 7 TIME 1:44.906 DELETED TRACK LIMITS AT T 9
- CAR 27 TIME 1:55.929 DELETED TRACK LIMITS AT T 9
- CAR 7 TIME 1:48.938 DELETED TRACK LIMITS AT T 9

Published at:.....

Track Temp: 12.5 °C Air Temp: 13.3 °C Humidity: 75 % Track Status: DRY

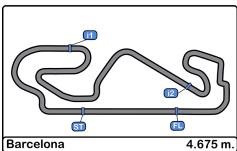
Stewards:

Race Director:

Timekeeper: Luis Angel Garcia Nuñez

JOB/I-0020-ESP





Circuito de Barcelona
International GT Open
Qualifying - 1 Driver - 1
Provisional Results by Class



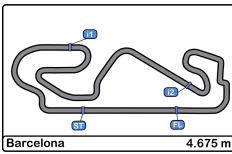
Cls	Nº	Entrant/Team	Nat	Driver 1	Nat	Driver 2	Nat	Vehicle	Cat	Cls	Laps	Best	Time	Gap	Interval	Km/h
International GT Open																
1	87	AKKA ASP		Jim Pla		Thomas Drouet		Mercedes AMG GT3 - 2020	PRO	1	8	7	1:43.152			163.1
2	63	Vincenzo Sospiri Racing		Michele Beretta		Frederik Schandorff		Lamborghini Huracan GT3 EVO	PRO	2	4	3	1:43.448	0.296	0.296	162.6
3	9	2 Seas Motorsport		Martin Kodric		Ethan Simioni		Mercedes AMG GT3 2020	PRO	3	10	8	1:43.704	0.552	0.256	162.2
4	19	Vincenzo Sospiri Racing		Baptiste Moulin		Yuki Nemoto		Lamborghini Huracan GT3 EVO	PRO	4	4	3	1:43.996	0.844	0.292	161.8
5	17	HP Racing International		Gerhard Tweraser		Jan Seyffert		Lamborghini Huracan GT3 EVO	PROAM	1	9	8	1:44.263	1.111	0.267	161.4
6	72	Inception Racing		Nick Moss		Joe Osborne		McLaren 720 S GT3	PROAM	2	11	10	1:44.572	1.420	0.309	160.9
7	77	Lechner Racing		Al Faisal Al Zubair		Andy Soucek		Porsche 911 GT3-R II 2019	PRO	5	7	5	1:44.633	1.481	0.061	160.8
8	52	AF Corse		Cedric Sbirrazzuoli		Hugo Delacour		Ferrari 488 GT3 MY2020	PROAM	3	10	8	1:45.049	1.897	0.416	160.2
9	7	Inception Racing		Brendan Iribe		Ollie Millroy		McLaren 720 S GT3	PROAM	4	12	10	1:45.109	1.957	0.060	160.1
10	47	AKM Motorsport		Loris Spinelli		Florian Scholze		Mercedes AMG GT3 - 2020	PROAM	5	9	2	1:45.200	2.048	0.091	159.9
11	777	Olimp Racing		Marcin Jedlinski		Karol Basz		Mercedes AMG GT3 - 2020	PROAM	6	12	8	1:45.287	2.135	0.087	159.8
12	11	Reno Racing		Jens Reno Moller		Marcus Paverud		Honda NSX GT3 Evo	PROAM	7	12	3	1:45.575	2.423	0.288	159.4
13	22	Balfe Motorsport		Shaun Balfe		Adam Carroll		Audi R8 GT3 LMS 2019	PROAM	8	14	10	1:45.710	2.558	0.135	159.2
14	97	TF Sport		Michael Dinan		Robby Foley		Aston Martin GT3 AMR MY2019	PRO	6	13	12	1:45.909	2.757	0.199	158.9
15	93	Baporo Motorsport		Daniel Diaz-Varela		Jaume Font		Mercedes AMG GT3 - 2020	AM	1	11	10	1:46.518	3.366	0.609	158.0
16	15	Twin Busch by Equipe Vitesse		Mario Hirsch		Dominik Schraml		Mercedes AMG GT3 - 2020	PROAM	9	13	12	1:47.663	4.511	1.145	156.3
17	5	Olimp Racing		Stanislaw Jedlinski		Krystian Korzeniowski		Audi R8 GT3 LMS 2018	AM	2	11	8	1:53.450	10.298	5.787	148.3
18	51	AF Corse		Oswaldo Negri		Jay Schreiber		Ferrari 488 GT3 MY2020	AM	3	4	3	1:54.873	11.721	1.423	146.5
GT Open Cup Europe																
1	54	Q1 by EMG Motorsport		Jan Lauryssen				Porsche 992 GT3 Cup	CUPPA	1	13	12	1:49.902			153.1
2	991	Valluga Racing		Dino Zamparelli		Jan Klingelberg		Porsche 911 GT3 Cup gen 2	CUPPA	2	5	4	1:50.924	1.022	1.022	151.7
3	24	A&P Racing Team PTT Tech Support		Maciej Blazek		Mateusz Lisowski		Porsche 991 GT3 Cup gen 2	CUPPA	3	12	11	1:51.149	1.247	0.225	151.4
4	50	Q1 by EMG Motorsport		Filip Teunens		Bas Schouten		Porsche 992 GT3 Cup	CUPPA	4	14	10	1:51.322	1.420	0.173	151.1
5	215	NM Racing Team		August MacBeth		Albert Estragues		Mercedes AMG GT4	CUPAM	1	12	11	1:51.638	1.736	0.316	150.7
6	53	Q1 by EMG Motorsport		Nicolas Vandierendonck		Dirk Schouten		Porsche 992 GT3 Cup	CUPPA	5	14	13	1:52.340	2.438	0.702	149.8
7	45	CAME Racing Team		Mark Speakerwas		Jan Antoszewski		Porsche 911 GT3 Cup gen 1	CUPPA	6	4	4	1:52.422	2.520	0.082	149.7
8	26	Q1 by EMG Motorsport		Maciej Darmetko		Artur Janosz		Porsche 911 GT3 Cup gen 2	CUPPA	7	10	9	1:52.826	2.924	0.404	149.1
9	32	Three Sixty Racing Team		Fernando Fortes				Porsche 911 GT3 Cup gen 2	CUPAM	2	10	9	1:52.940	3.038	0.114	149.0
10	27	Three Sixty Racing Team		Marcio Mauro		Oscar Aristot		Porsche 911 GT3 Cup gen 2	CUPAM	3	11	10	1:54.584	4.682	1.644	146.8
11	44	CAME Racing Team		Eugenio Pisani		Stefano Bozzoni		Porsche 911 GT3 Cup gen 1	CUPPA	8	14	13	1:57.962	8.060	3.378	142.6

Published at:.....

Track Temp: 12.5 °C Air Temp: 13.3 °C Humidity: 75 % Track Status: DRY

Stewards:	Race Director:	Timekeeper: Luis Angel Garcia Nunez JOB/I-0020-ESP
------------------	-----------------------	--





Circuito de Barcelona
International GT Open
Qualifying - 1 Driver - 1
Provisional Results by Class



*** PENALTIES**

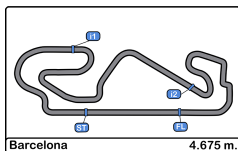
- CAR 87 TIME 1:51.438 DELETED TRACK LIMITS AT T 9
- CAR 87 TIME 1:51.438 DELETED TRACK LIMITS AT T 9
- CAR 97 TIME 1:47.204 DELETED TRACK LIMITS AT T 9
- CAR 777 TIME 1:46.417 DELETED TRACK LIMITS AT T 15 + FOLOWING LAP
- CAR 27 TIME 1:58.209 DELETED TRACK LIMITS AT T 9
- CAR 7 TIME 1:44.906 DELETED TRACK LIMITS AT T 9
- CAR 27 TIME 1:55.929 DELETED TRACK LIMITS AT T 9
- CAR 7 TIME 1:48.938 DELETED TRACK LIMITS AT T 9

Published at:.....

Track Temp: **12.5 °C** Air Temp: **13.3 °C** Humidity: **75 %** Track Status: **DRY**

Stewards:	Race Director:	Timekeeper: Luis Angel Garcia Nuñez JOB/I-0020-ESP
------------------	-----------------------	--





Circuit de Barcelona
International GT Open
Qualifying - 1 Driver - 1
Lap Analysis



5 Stanislaw Jedlinski Audi R8 GT3 LMS 2018 **11** Jens Reno Moller Honda NSX GT3 Evo

AM Krystian Korzeniewski Olimp Racing PROAM Marcus Paverud Reno Racing

Lap	D	Time	Sector 1	Sector 2	Sector 3	T. Spd	Elapsed	Lap	D	Time	Sector 1	Sector 2	Sector 3	T. Spd	Elapsed
1	1	10:43:18.951	10:41:46.200	49.033	43.718	157.6	10:43:18.951	1	1	10:49:13.849	10:47:52.246	42.617	38.986	183.0	10:49:13.849
2	1	1:58.726	32.298	47.881	38.547	257.1	10:45:17.677	2	1	1:47.528	30.360	40.748	36.420	262.7	10:51:01.377
3	1	1:55.276	32.420	44.635	38.221	260.8	10:47:12.953	3	1	1:45.575	30.135	40.716	34.724	262.1	10:52:46.952
4	1	1:54.988	32.199	44.118	38.671	260.2	10:49:07.941	4	1	1:45.900	30.138	40.541	35.221	260.8	10:54:32.852
5	1	1:55.145	31.882	44.527	38.736	257.1	10:51:03.086	5	1	1:54.358 P	30.965	42.496	40.897	262.1	10:56:27.210
6	1	2:08.611 P	32.376	47.536	48.699	260.8	10:53:11.697	6	1	5:21.117	4:02.834	42.016	36.267	123.8	11:01:48.327
7	1	7:02.193	5:39.673	43.917	38.603	179.4	11:00:13.890	7	1	1:48.634	31.297	42.292	35.045	262.1	11:03:36.961
8	1	1:53.450	31.691	43.520	38.239	260.2	11:02:07.340	8	1	1:45.624	30.186	40.427	35.011	263.4	11:05:22.585
9	1	1:53.770	31.909	43.910	37.951	261.5	11:04:01.110	9	1	1:49.702	30.660	43.602	35.440	262.7	11:07:12.287
10	1	1:57.972	32.097	45.130	40.745	259.6	11:05:59.082	10	1	1:48.167	30.479	42.029	35.659	262.1	11:09:00.454
11	1	2:11.702 P	32.250	44.779	54.673	258.3	11:08:10.784	11	1	1:45.584	30.149	40.557	34.878	262.7	11:10:46.038

7 Brendan Iribe McLaren 720 S GT3 **12** 1 1:56.820 P 30.297 44.662 41.861 262.1 11:12:42.858

PROAM Ollie Millroy Inception Racing **15** Mario Hirsch Mercedes AMG GT3 - 2020

PROAM Dominik Schraml Twin Busch by Equipe Vitesse

Lap	D	Time	Sector 1	Sector 2	Sector 3	T. Spd	Elapsed	Lap	D	Time	Sector 1	Sector 2	Sector 3	T. Spd	Elapsed
1	1	10:42:03.669	10:40:45.588	42.096	35.985	119.3	10:42:03.669	1	1	10:42:51.833	10:41:30.438	44.704	36.691	125.0	10:42:51.833
2	1	1:46.334	30.573	40.673	35.088	260.2	10:43:50.003	2	1	1:48.240	31.014	41.516	35.710	255.3	10:44:40.073
3	1	1:45.901	30.450	40.407	35.044	262.7	10:45:35.904	3	1	1:47.808	30.648	41.251	35.909	256.5	10:46:27.881
4	1	1:45.697	30.241	40.537	34.919	263.4	10:47:21.601	4	1	1:48.738	30.775	41.878	36.085	257.1	10:48:16.619
5	1	1:46.383	30.360	40.277	35.746	265.3	10:49:07.984	5	1	1:48.034	30.785	41.388	35.861	257.7	10:50:04.653
6	1	2:02.668 P	32.453	45.797	44.418	221.3	10:51:10.652	6	1	1:54.941 P	30.920	42.099	41.922	257.7	10:51:59.594
7	1	10:25.206	8:44.791	49.396	51.019	180.6	11:01:35.858	7	1	9:50.424	8:31.921	42.245	36.258	140.4	11:01:50.018
8	1	1:57.056	30.350	40.592	46.114	260.2	11:03:32.914	8	1	1:48.721	31.076	41.765	35.880	257.7	11:03:38.739
9	1	1:44.906	30.175	39.997	34.734	262.1	11:05:17.820	9	1	1:47.949	30.713	41.375	35.861	258.9	11:05:26.688
10	1	1:45.109	29.998	40.007	35.104	264.0	11:07:02.929	10	1	1:48.140	30.794	41.372	35.974	258.9	11:07:14.828
11	1	1:48.938	30.112	41.081	37.745	264.7	11:08:51.867	11	1	1:47.736	30.786	41.127	35.823	258.9	11:09:02.564
12	1	1:53.731 P	30.346	41.633	41.752	264.0	11:10:45.598	12	1	1:47.663	30.591	41.152	35.920	260.2	11:10:50.227

9 Martin Kodric Mercedes AMG GT3 2020 **13** 1 2:03.073 P 34.905 43.809 44.359 261.5 11:12:53.300

PRO Ethan Simioni 2 Seas Motorsport **17** Gerhard Tweraser Lamborghini Huracan GT3 EVO

PROAM Jan Seyffert HP Racing International

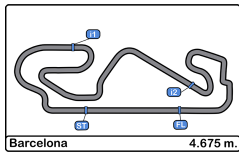
Lap	D	Time	Sector 1	Sector 2	Sector 3	T. Spd	Elapsed	Lap	D	Time	Sector 1	Sector 2	Sector 3	T. Spd	Elapsed
1	1	10:47:35.365	10:46:12.356	46.752	36.257	178.2	10:47:35.365	1	2	10:45:24.812	10:44:04.080	43.495	37.237	173.3	10:45:24.812
2	1	1:44.261	29.977	39.712	34.572	257.7	10:49:19.626	2	2	1:46.130	30.038	40.946	35.146	261.5	10:47:10.942
3	1	1:43.848	29.721	39.873	34.254	258.9	10:51:03.474	3	2	1:45.325	29.977	40.284	35.064	262.1	10:48:56.267
4	1	1:52.871 P	31.686	41.606	39.579	260.8	10:52:56.345	4	2	1:45.601	29.836	40.954	34.811	262.7	10:50:41.868
5	1	9:09.473	7:36.632	52.946	39.895	176.4	11:02:05.818	5	2	1:49.927 P	30.390	40.531	39.006	261.5	10:52:31.795
6	1	1:53.124	31.991	42.979	38.154	256.5	11:03:58.942	6	2	9:14.966	7:56.778	41.643	36.545	130.4	11:01:46.761
7	1	1:51.125	29.959	40.063	41.103	258.3	11:05:50.067	7	2	1:44.285	29.969	40.086	34.230	260.2	11:03:31.046
8	1	1:43.704	29.868	39.744	34.092	255.9	11:07:33.771	8	2	1:44.263	29.865	40.087	34.311	262.1	11:05:15.309
9	1	1:56.331	31.551	45.852	38.928	262.7	11:09:30.102	9	2	1:49.979 P	29.911	40.042	40.026	262.1	11:07:05.288
10	1	1:52.648 P	29.954	39.716	42.978	258.9	11:11:22.750								

19 Baptiste Moulin Lamborghini Huracan GT3 EVO

PRO Yuki Nemoto Vincenzo Sospiri Racing

Lap	D	Time	Sector 1	Sector 2	Sector 3	T. Spd	Elapsed
1	2	10:54:12.156	10:52:57.326	40.357	34.473	181.8	10:54:12.156
2	2	1:45.816	30.162	41.106	34.548	260.2	10:55:57.972
3	2	1:43.996	29.809	39.812	34.375	260.2	10:57:41.968
4	2	2:00.725 P	29.996	40.446	50.283	263.4	10:59:42.693





Circuit de Barcelona
International GT Open
Qualifying - 1 Driver - 1
Lap Analysis



22	Shaun Balfe Audi R8 GT3 LMS 2019	27	Marcio Mauro Porsche 911 GT3 Cup gen 2
PROAM	Adam Carroll	Balfe Motorsport	CUPAM
			Oscar Aristot
			Three Sixty Racing Team

Lap	D	Time	Sector 1	Sector 2	Sector 3	T. Spd	Elapsed	Lap	D	Time	Sector 1	Sector 2	Sector 3	T. Spd	Elapsed
1	1	10:42:32.222	10:41:03.794	44.929	43.499	170.0	10:42:32.222	1	1	10:45:35.561 P	10:43:41.583	59.080	54.898	109.8	10:45:35.561
2	1	1:46.735	30.807	40.920	35.008	257.7	10:44:18.957	2	1	4:11.752	2:44.803	47.345	39.604	162.4	10:49:47.313
3	1	1:47.054	30.360	41.011	35.683	262.7	10:46:06.011	3	1	1:59.019	34.328	45.541	39.150	242.1	10:51:46.332
4	1	1:46.157	30.325	40.985	34.847	261.5	10:47:52.168	4	1	1:58.209	33.658	45.866	38.685	247.7	10:53:44.541
5	1	1:45.998	30.231	40.861	34.906	259.6	10:49:38.166	5	1	1:57.681	33.320	45.659	38.702	247.7	10:55:42.222
6	1	1:53.887 P	30.261	40.833	42.793	260.8	10:51:32.053	6	1	1:55.711	33.064	44.786	37.861	250.5	10:57:37.933
7	1	8:36.753	7:12.945	44.801	39.007	110.7	11:00:08.806	7	1	2:06.139 P	33.082	45.109	47.948	250.0	10:59:44.072
8	1	1:54.593	30.695	42.469	41.429	257.7	11:02:03.399	8	1	4:22.342	2:58.574	45.469	38.299	159.2	11:04:06.414
9	1	1:45.750	30.405	40.561	34.784	258.9	11:03:49.149	9	1	1:55.929	33.260	44.476	38.193	249.4	11:06:02.343
10	1	1:45.710	30.320	40.397	34.993	261.5	11:05:34.859	10	1	1:54.584	32.555	44.043	37.986	251.7	11:07:56.927
11	1	1:52.247	32.073	43.183	36.991	261.5	11:07:27.106	11	1	2:05.308 P	32.758	44.650	47.900	250.5	11:10:02.235
12	1	1:45.889	30.133	40.964	34.792	261.5	11:09:12.995	32							
13	1	1:45.852	30.158	40.588	35.106	261.5	11:10:58.847	Fernando Fortes							
14	1	2:06.112 P	34.452	46.149	45.511	223.1	11:13:04.959	Porsche 911 GT3 Cup gen 2							

24	Maciej Blazek Porsche 991 GT3 Cup gen 2	32	Fernando Fortes Porsche 911 GT3 Cup gen 2
CUPPA	Mateusz Lisowski	CUPAM	Three Sixty Racing Team

Lap	D	Time	Sector 1	Sector 2	Sector 3	T. Spd	Elapsed	Lap	D	Time	Sector 1	Sector 2	Sector 3	T. Spd	Elapsed
1	1	10:42:15.202	10:40:46.451	48.362	40.389	103.4	10:42:15.202	1	1	10:45:37.226 P	10:43:42.018	1:00.775	54.433	108.9	10:45:37.226
2	1	1:56.603	33.809	44.960	37.834	247.7	10:44:11.805	2	1	4:42.289	3:17.075	46.386	38.828	166.6	10:50:19.515
3	1	1:56.662	33.274	45.416	37.972	251.1	10:46:08.467	3	1	1:56.021	33.537	44.378	38.106	247.1	10:52:15.536
4	1	1:53.746	32.828	43.819	37.099	252.3	10:48:02.213	4	1	1:54.047	32.940	43.738	37.369	248.2	10:54:09.583
5	1	1:58.158 P	32.621	43.868	41.669	253.5	10:50:00.371	5	1	2:04.586 P	32.572	46.054	45.960	249.4	10:56:14.169
6	1	4:20.583	2:53.751	47.454	39.378	120.1	10:54:20.954	6	1	2:16.986	55.140	44.113	37.733	167.9	10:58:31.155
7	1	1:55.126	33.584	44.216	37.326	248.2	10:56:16.080	7	1	1:53.785	32.744	43.472	37.569	250.0	11:00:24.940
8	1	1:52.229	32.263	43.134	36.832	251.1	10:58:08.309	8	1	1:53.007	32.282	43.400	37.325	251.1	11:02:17.947
9	1	1:52.738	32.240	42.936	37.562	251.7	11:00:01.047	9	1	1:52.940	32.284	43.379	37.277	251.7	11:04:10.887
10	1	1:55.414	34.385	44.172	36.857	251.1	11:01:56.461	10	1	2:18.263 P	35.761	54.937	47.565	237.8	11:06:29.150
11	1	1:51.149	32.065	42.751	36.333	253.5	11:03:47.610	44							
12	1	1:56.953 P	32.085	43.527	41.341	253.5	11:05:44.563	Eugenio Pisani							

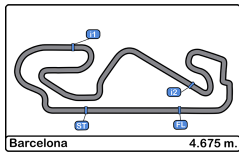
26	Maciej Darmetko Porsche 911 GT3 Cup gen 2	44	Eugenio Pisani Porsche 911 GT3 Cup gen 1
CUPPA	Artur Janosz	CUPPA	Stefano Bozzoni
			CAME Racing Team

Lap	D	Time	Sector 1	Sector 2	Sector 3	T. Spd	Elapsed	Lap	D	Time	Sector 1	Sector 2	Sector 3	T. Spd	Elapsed
1	1	10:51:27.141	10:50:00.059	45.623	41.459	168.7	10:51:27.141	1	2	10:43:03.158	10:41:21.020	56.041	46.097	149.5	10:43:03.158
2	1	1:59.463	33.835	43.878	41.750	250.5	10:53:26.604	2	2	2:11.789	41.270	49.979	40.540	176.1	10:45:14.947
3	1	2:04.897	33.823	51.103	39.971	248.2	10:55:31.501	3	2	2:06.020	35.946	47.311	42.763	246.0	10:47:20.967
4	1	1:56.279	34.024	44.404	37.851	243.2	10:57:27.780	4	2	2:01.916	34.416	47.475	40.025	244.8	10:49:22.883
5	1	1:54.982	32.533	44.989	37.460	251.7	10:59:22.762	5	2	2:00.253	34.127	46.205	39.921	250.5	10:51:23.136
6	1	1:59.355 P	32.760	44.160	42.435	252.9	11:01:22.117	6	2	2:01.352	35.346	45.886	40.120	247.1	10:53:24.488
7	1	3:31.315	2:04.465	47.650	39.200	165.8	11:04:53.432	7	2	1:59.439	34.107	46.270	39.062	246.5	10:55:23.927
8	1	1:58.054	34.102	44.317	39.635	246.0	11:06:51.486	8	2	1:59.076	33.977	45.847	39.252	248.2	10:57:23.003
9	1	1:52.826	32.515	43.338	36.973	251.7	11:08:44.312	9	2	2:17.722 P	35.292	48.783	53.647	248.8	10:59:40.725
10	1	3:05.597 P	32.685	49.345	1:43.567	251.7	11:11:49.909	10	2	5:52.757	4:27.301	46.084	39.372	170.8	11:05:33.482
								11	2	1:59.269	34.034	45.933	39.302	247.1	11:07:32.751
								12	2	2:02.952	37.112	46.354	39.486	248.8	11:09:35.703
								13	2	1:57.962	33.730	45.282	38.950	247.7	11:11:33.665
								14	2	2:19.210 P	35.808	48.208	55.194	246.5	11:13:52.875

27	Mark Speakerwas Porsche 911 GT3 Cup gen 1	45	Mark Speakerwas Porsche 911 GT3 Cup gen 1
CUPPA	Jan Antoszewski	CUPPA	Jan Antoszewski
			CAME Racing Team

Lap	D	Time	Sector 1	Sector 2	Sector 3	T. Spd	Elapsed	Lap	D	Time	Sector 1	Sector 2	Sector 3	T. Spd	Elapsed
1	2	10:51:48.067	10:50:16.714	49.779	41.574	139.7	10:51:48.067	1	2	10:51:48.067	10:50:16.714	49.779	41.574	139.7	10:51:48.067
2	2	1:59.681	33.922	44.862	40.897	246.5	10:53:47.748	2	2	1:59.681	33.922	44.862	40.897	246.5	10:53:47.748
3	2	1:53.938	32.881	43.577	37.480	250.0	10:55:41.686	3	2	1:53.938	32.881	43.577	37.480	250.0	10:55:41.686
4	2	1:52.422	32.468	43.440	36.514	250.5	10:57:34.108	4	2	1:52.422	32.468	43.440	36.514	250.5	10:57:34.108





Circuit de Barcelona
International GT Open
Qualifying - 1 Driver - 1
Lap Analysis



47

Loris Spinelli Mercedes AMG GT3 - 2020

PROAM Florian Scholze AKM Motorsport

Lap	D	Time	Sector 1	Sector 2	Sector 3	T. Spd	Elapsed
1	2	10:46:57.467	10:45:39.497	41.573	36.397	149.5	10:46:57.467
2	2	1:45.200	30.383	40.266	34.551	256.5	10:48:42.667
3	2	1:45.364	30.193	40.355	34.816	257.7	10:50:28.031
4	2	1:55.884 P	31.455	42.670	41.759	257.7	10:52:23.915
5	2	11:01.398	9:43.787	41.045	36.566	182.4	11:03:25.313
6	2	1:55.490 P	30.034	41.104	44.352	257.7	11:05:20.803
7	2	2:52.971	1:33.448	41.318	38.205	183.6	11:08:13.774
8	2	1:46.180	30.500	40.387	35.293	258.9	11:09:59.954
9	2	1:53.973 P	30.246	40.521	43.206	260.2	11:11:53.927

50

Filip Teunkens Porsche 992 GT3 Cup

CUPPA Bas Schouten Q1 by EMG Motorsport

Lap	D	Time	Sector 1	Sector 2	Sector 3	T. Spd	Elapsed
1	1	10:42:15.820	10:40:48.599	48.019	39.202	112.6	10:42:15.820
2	1	1:56.423	34.011	44.832	37.580	248.2	10:44:12.243
3	1	1:55.162	33.120	44.331	37.711	250.5	10:46:07.405
4	1	1:52.851	32.345	43.613	36.893	250.5	10:48:00.256
5	1	1:57.633 P	32.530	43.612	41.491	249.4	10:49:57.889
6	1	6:06.775	4:37.724	48.533	40.518	132.1	10:56:04.664
7	1	1:56.806	34.419	44.621	37.766	245.4	10:58:01.470
8	1	1:53.504	32.786	43.464	37.254	248.2	10:59:54.974
9	1	1:56.907	33.688	45.392	37.827	249.4	11:01:51.881
10	1	1:51.322	32.432	42.564	36.326	249.4	11:03:43.203
11	1	1:51.490	32.192	42.762	36.536	250.5	11:05:34.693
12	1	1:53.665	32.911	43.379	37.375	251.7	11:07:28.358
13	1	1:51.697	32.111	42.690	36.896	250.5	11:09:20.055
14	1	2:00.675 P	32.371	42.621	45.683	250.0	11:11:20.730

51

Oswaldo Negri Ferrari 488 GT3 MY2020

AM Jay Schreiberman AF Corse

Lap	D	Time	Sector 1	Sector 2	Sector 3	T. Spd	Elapsed
1	1	11:06:58.915	11:05:31.252	47.462	40.201	145.9	11:06:58.915
2	1	1:55.895	32.623	44.966	38.306	257.1	11:08:54.810
3	2	1:54.873	32.258	43.573	39.042	257.7	11:10:49.683
4	2	2:02.195 P	32.125	45.424	44.646	258.9	11:12:51.878

52

Cedric Sbirrazzuoli Ferrari 488 GT3 MY2020

PROAM Hugo Delacour AF Corse

Lap	D	Time	Sector 1	Sector 2	Sector 3	T. Spd	Elapsed
1	1	10:43:46.745	10:42:15.935	49.123	41.687	182.4	10:43:46.745
2	1	1:46.631	30.586	40.632	35.413	257.1	10:45:33.376
3	1	1:45.747	30.244	40.330	35.173	258.9	10:47:19.123
4	1	1:50.770 P	30.146	40.211	40.413	260.8	10:49:09.893
5	1	6:19.184	4:53.366	44.631	41.187	183.6	10:55:29.077
6	1	1:45.521	30.333	40.240	34.948	258.9	10:57:14.598
7	1	1:54.961	37.180	42.489	35.292	258.3	10:59:09.559
8	1	1:45.049	30.033	40.198	34.818	259.6	11:00:54.608
9	1	1:48.319	30.837	41.194	36.288	261.5	11:02:42.927
10	1	1:59.106 P	30.149	42.282	46.675	259.6	11:04:42.033

53

Nicolas Vandierendonck Porsche 992 GT3 Cup

CUPPA Dirk Schouten Q1 by EMG Motorsport

Lap	D	Time	Sector 1	Sector 2	Sector 3	T. Spd	Elapsed
1	1	10:43:10.555	10:41:37.124	51.167	42.264	118.2	10:43:10.555
2	1	2:00.462	37.151	45.307	38.004	208.0	10:45:11.017
3	1	1:53.743	32.900	43.665	37.178	247.7	10:47:04.760
4	1	1:52.993	32.382	43.147	37.464	250.0	10:48:57.753
5	1	1:52.382	32.316	43.091	36.975	251.1	10:50:50.135
6	1	1:59.129 P	32.343	43.112	43.674	250.0	10:52:49.264
7	1	5:40.392	4:14.975	47.006	38.411	166.4	10:58:29.656
8	1	1:53.299	32.408	43.045	37.846	248.8	11:00:22.955
9	1	1:53.203	32.645	43.245	37.313	250.0	11:02:16.158
10	1	1:52.630	32.342	43.132	37.156	251.1	11:04:08.788
11	1	1:52.343	32.107	43.343	36.893	251.7	11:06:01.131
12	1	1:53.604	32.398	43.149	38.057	251.1	11:07:54.735
13	1	1:52.340	32.372	43.001	36.967	250.5	11:09:47.075
14	1	2:03.798 P	32.333	43.034	48.431	250.0	11:11:50.873

54

Jan Laurysse Porsche 992 GT3 Cup

CUPPA Q1 by EMG Motorsport

Lap	D	Time	Sector 1	Sector 2	Sector 3	T. Spd	Elapsed
1	1	10:42:14.049	10:40:46.958	48.119	38.972	110.6	10:42:14.049
2	1	1:55.974	33.935	44.486	37.553	246.0	10:44:10.023
3	1	1:53.927	33.033	43.742	37.152	248.2	10:46:03.950
4	1	1:52.127	32.321	43.183	36.623	250.0	10:47:56.077
5	1	1:51.243	32.151	42.556	36.536	250.5	10:49:47.320
6	1	2:00.921 P	32.392	43.921	44.608	247.7	10:51:48.241
7	1	5:10.126	3:41.757	49.643	38.726	136.0	10:56:58.367
8	1	1:53.661	33.136	43.559	36.966	248.2	10:58:52.028
9	1	2:01.307	32.257	42.487	46.563	247.1	11:00:53.335
10	1	1:50.924	32.172	42.643	36.109	248.8	11:02:44.259
11	1	1:50.201	31.840	42.186	36.175	251.1	11:04:34.460
12	1	1:49.902	31.595	42.258	36.049	251.1	11:06:24.362
13	1	2:09.740 P	34.988	48.398	46.354	211.3	11:08:34.102

63

Michele Beretta Lamborghini Huracan GT3 EVO

PRO Frederik Schandorff Vincenzo Sospiri Racing

Lap	D	Time	Sector 1	Sector 2	Sector 3	T. Spd	Elapsed
1	2	10:55:08.662	10:53:50.667	40.742	37.253	180.6	10:55:08.662
2	2	1:43.885	30.014	39.737	34.134	259.6	10:56:52.547
3	2	1:43.448	29.774	39.673	34.001	263.4	10:58:35.995
4	2	1:53.371 P	30.296	41.672	41.403	262.1	11:00:29.366

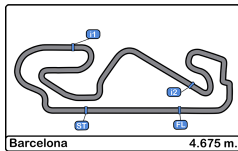
72

Nick Moss McLaren 720 S GT3

PROAM Joe Osborne Inception Racing

Lap	D	Time	Sector 1	Sector 2	Sector 3	T. Spd	Elapsed
1	1	10:48:12.972	10:46:47.541	48.874	36.557	133.8	10:48:12.972
2	1	1:45.458	30.333	40.394	34.731	260.8	10:49:58.430
3	1	1:46.452	29.916	40.311	36.225	261.5	10:51:44.882
4	1	1:45.145	30.110	40.335	34.700	260.2	10:53:30.027
5	1	1:58.836 P	31.210	43.332	44.294	263.4	10:55:28.863
6	1	7:47.901	6:24.201	46.536	37.164	185.2	11:03:16.764
7	1	1:44.971	30.193	40.228	34.550	260.8	11:05:01.735
8	1	1:48.028	30.106	41.616	36.306	262.7	11:06:49.763
9	1	1:45.092	30.049	40.408	34.635	262.1	11:08:34.855
10	1	1:44.572	30.050	40.148	34.374	262.7	11:10:19.427
11	1	1:59.979 P	33.208	44.895	41.876	232.7	11:12:19.406





Circuit de Barcelona
International GT Open
Qualifying - 1 Driver - 1
Lap Analysis



77 Al Faisal Al Zubair Porsche 911 GT3-R II 2019 **215** August MacBeth Mercedes AMG GT4

PRO Andy Soucek Lechner Racing							CUPAM Albert Estragues NM Racing Team								
Lap	D	Time	Sector 1	Sector 2	Sector 3	T. Spd	Elapsed	Lap	D	Time	Sector 1	Sector 2	Sector 3	T. Spd	Elapsed
1	1	10:42:29.806	10:41:04.418	43.288	42.100	184.3	10:42:29.806	1	1	10:43:06.258	10:41:29.773	53.759	42.726	111.1	10:43:06.258
2	1	1:45.123	30.315	40.323	34.485	260.2	10:44:14.929	2	1	1:58.189	34.620	45.785	37.784	232.7	10:45:04.447
3	1	1:47.037	30.338	41.298	35.401	260.2	10:46:01.966	3	1	1:55.915	32.512	44.718	38.685	254.1	10:47:00.362
4	1	1:44.808	30.159	40.277	34.372	260.8	10:47:46.774	4	1	1:51.955	32.278	42.736	36.941	255.3	10:48:52.317
5	1	1:44.633	29.941	40.050	34.642	262.1	10:49:31.407	5	1	1:57.855 P	31.897	43.663	42.295	255.3	10:50:50.172
6	1	1:52.465 P	30.388	42.069	40.008	259.6	10:51:23.872	6	1	11:22.591	9:46.247	53.954	42.390	128.5	11:02:12.763
7	1	3:04.868 P	1:43.681	41.615	39.572	186.5	10:54:28.740	7	1	2:03.904	36.097	48.571	39.236	251.1	11:04:16.667

87 Jim Pla Mercedes AMG GT3 - 2020

PRO Thomas Drouet AKKA ASP							777 Marcin Jedlinski Mercedes AMG GT3 - 2020								
Lap	D	Time	Sector 1	Sector 2	Sector 3	T. Spd	Elapsed	Lap	D	Time	Sector 1	Sector 2	Sector 3	T. Spd	Elapsed
1	1	10:42:28.675	10:41:04.271	42.594	41.810	182.7	10:42:28.675	1	1	10:45:49.638	10:44:22.105	51.732	35.801	148.1	10:45:49.638
2	1	1:43.996	29.971	39.892	34.133	257.1	10:44:12.671	2	1	1:46.719	30.672	40.920	35.127	255.9	10:47:36.357
3	1	1:45.595	30.128	39.675	35.792	260.8	10:45:58.266	3	1	1:46.417	30.234	40.754	35.429	259.6	10:49:22.774
4	1	1:47.665	30.410	41.569	35.686	258.9	10:47:45.931	4	1	1:45.847	30.469	40.287	35.091	257.1	10:51:08.621
5	1	1:51.438 P	30.138	39.761	41.539	258.9	10:49:37.369	5	1	1:46.554	30.252	40.811	35.491	260.2	10:52:55.175
6	1	14:53.410	13:20.656	50.297	42.457	181.8	11:04:30.779	6	1	1:57.379 P	32.075	42.526	42.778	253.5	10:54:52.554
7	1	1:43.152	29.946	39.493	33.713	257.7	11:06:13.931	7	1	7:42.588	6:26.353	41.369	34.866	183.0	11:02:35.142
8	1	1:58.854 P	30.394	42.041	46.419	262.1	11:08:12.785	8	1	1:45.287	30.005	40.272	35.010	257.7	11:04:20.429

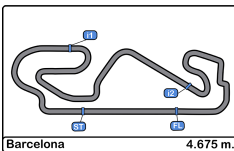
93 Daniel Diaz-Varela Mercedes AMG GT3 - 2020

AM Jaume Font Baporo Motorsport							991 Dino Zamparelli Porsche 911 GT3 Cup gen 2								
Lap	D	Time	Sector 1	Sector 2	Sector 3	T. Spd	Elapsed	Lap	D	Time	Sector 1	Sector 2	Sector 3	T. Spd	Elapsed
1	2	10:43:38.578	10:42:07.922	50.611	40.045	172.2	10:43:38.578	1	1	10:55:31.170	10:53:56.622	54.284	40.264	85.3	10:55:31.170
2	2	2:03.506	35.471	47.765	40.270	215.1	10:45:42.084	2	1	1:55.519	33.860	44.199	37.460	247.7	10:57:26.689
3	2	1:47.141	30.751	40.968	35.422	256.5	10:47:29.225	3	1	1:52.195	32.443	43.151	36.601	252.9	10:59:18.884
4	2	1:51.700	30.587	41.416	39.697	257.1	10:49:20.925	4	1	1:50.924	32.019	42.576	36.329	252.9	11:01:09.808
5	2	1:47.149	30.620	41.071	35.458	258.9	10:51:08.074	5	1	2:06.135 P	32.759	44.608	48.768	253.5	11:03:15.943
6	2	2:18.316 P	37.187	48.957	52.172	200.3	10:53:26.390								
7	2	9:28.014	8:03.442	46.904	37.668	128.2	11:02:54.404								
8	2	1:52.167	31.698	44.100	36.369	257.1	11:04:46.571								
9	2	1:46.519	30.658	40.662	35.199	257.7	11:06:33.090								
10	2	1:46.518	30.550	40.608	35.360	258.3	11:08:19.608								
11	2	2:14.232 P	36.642	49.933	47.657	233.7	11:10:33.840								

97 Michael Dinan Aston Martin GT3 AMR MY2019

PRO Robby Foley TF Sport							CUPPA Jan Klingenberg Valluga Racing								
Lap	D	Time	Sector 1	Sector 2	Sector 3	T. Spd	Elapsed	Lap	D	Time	Sector 1	Sector 2	Sector 3	T. Spd	Elapsed
1	1	10:44:59.621 P	10:43:35.973	42.169	41.479	125.0	10:44:59.621	1	1	10:55:31.170	10:53:56.622	54.284	40.264	85.3	10:55:31.170
2	1	3:23.345	2:05.820	41.413	36.112	181.8	10:48:22.966	2	1	1:55.519	33.860	44.199	37.460	247.7	10:57:26.689
3	1	1:47.204	30.757	40.923	35.524	259.6	10:50:10.170	3	1	1:52.195	32.443	43.151	36.601	252.9	10:59:18.884
4	1	1:46.858	30.476	40.895	35.487	261.5	10:51:57.028	4	1	1:50.924	32.019	42.576	36.329	252.9	11:01:09.808
5	1	1:54.600 P	30.450	41.684	42.466	260.8	10:53:51.628	5	1	2:06.135 P	32.759	44.608	48.768	253.5	11:03:15.943
6	1	3:00.271	1:44.359	40.940	34.972	182.1	10:56:51.899								
7	1	1:47.812	30.498	41.498	35.816	259.6	10:58:39.711								
8	1	1:46.366	30.018	40.388	35.960	261.5	11:00:26.077								
9	1	1:48.573	30.941	41.544	36.088	264.0	11:02:14.650								
10	1	1:50.005	30.388	40.683	38.934	264.7	11:04:04.655								
11	1	1:49.116	30.256	40.726	38.134	261.5	11:05:53.771								
12	1	1:45.909	30.227	40.481	35.201	262.1	11:07:39.680								
13	1	1:59.861 P	31.243	43.278	45.340	263.4	11:09:39.541								



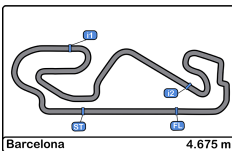


Circuito de Barcelona
International GT Open
Qualifying - 1 Driver - 1
Best Sectors Results



Sector - 1				Sector - 2				Sector - 3				Ideal Lap vs Best Lap				
Clas	Nº	Driver	Time	Nº	Driver	Time	Nº	Driver	Time	Clas	Nº	Driver	Ideal Lap	Best Lap	Clas	
1	9	Martin Kodric	29.721	87	Jim Pla	39.493	87	Jim Pla	33.713	1	87	Jim Pla	1:43.152	1:43.152	1	
2	63	Frederik Schandorff	29.774	63	Frederik Schandorff	39.673	63	Frederik Schandorff	34.001	2	63	Frederik Schandorff	1:43.448	1:43.448	2	
3	19	Yuki Nemoto	29.809	9	Martin Kodric	39.712	9	Martin Kodric	34.092	3	9	Martin Kodric	1:43.525	1:43.704	3	
4	17	Jan Seyffert	29.836	19	Yuki Nemoto	39.812	17	Jan Seyffert	34.230	4	19	Yuki Nemoto	1:43.996	1:43.996	4	
5	72	Nick Moss	29.916	7	Brendan Iribe	39.997	77	Al Faisal Al Zubair	34.372	5	17	Jan Seyffert	1:44.108	1:44.263	5	
6	77	Al Faisal Al Zubair	29.941	17	Jan Seyffert	40.042	72	Nick Moss	34.374	6	77	Al Faisal Al Zubair	1:44.363	1:44.633	7	
7	87	Jim Pla	29.946	77	Al Faisal Al Zubair	40.050	19	Yuki Nemoto	34.375	7	72	Nick Moss	1:44.438	1:44.572	6	
8	7	Brendan Iribe	29.998	72	Nick Moss	40.148	47	Florian Scholze	34.551	8	7	Brendan Iribe	1:44.729	1:45.109	9	
9	777	Marcin Jedlinski	30.005	52	Cedric Sbirrazzuoli	40.198	11	Jens Reno Moller	34.724	9	47	Florian Scholze	1:44.851	1:45.200	10	
10	97	Michael Dinan	30.018	47	Florian Scholze	40.266	7	Brendan Iribe	34.734	10	52	Cedric Sbirrazzuoli	1:45.049	1:45.049	8	
11	52	Cedric Sbirrazzuoli	30.033	777	Marcin Jedlinski	40.272	22	Shaun Balfe	34.784	11	777	Marcin Jedlinski	1:45.143	1:45.287	11	
12	47	Florian Scholze	30.034	97	Michael Dinan	40.388	52	Cedric Sbirrazzuoli	34.818	12	11	Jens Reno Moller	1:45.286	1:45.575	12	
13	22	Shaun Balfe	30.133	22	Shaun Balfe	40.397	777	Marcin Jedlinski	34.866	13	22	Shaun Balfe	1:45.314	1:45.710	13	
14	11	Jens Reno Moller	30.135	11	Jens Reno Moller	40.427	97	Michael Dinan	34.972	14	97	Michael Dinan	1:45.378	1:45.909	14	
15	93	Jaume Font	30.550	93	Jaume Font	40.608	93	Jaume Font	35.199	15	93	Jaume Font	1:46.357	1:46.518	15	
16	15	Mario Hirsch	30.591	15	Mario Hirsch	41.127	15	Mario Hirsch	35.710	16	15	Mario Hirsch	1:47.428	1:47.663	16	
17	54	Jan Laurysen	31.595	54	Jan Laurysen	42.186	54	Jan Laurysen	36.049	17	54	Jan Laurysen	1:49.830	1:49.902	17	
18	5	Stanislaw Jedlinski	31.691	50	Filip Teunkens	42.564	50	Filip Teunkens	36.326	18	991	Dino Zamparelli	1:50.924	1:50.924	18	
19	215	August MacBeth	31.841	991	Dino Zamparelli	42.576	991	Dino Zamparelli	36.329	19	50	Filip Teunkens	1:51.001	1:51.322	20	
20	991	Dino Zamparelli	32.019	215	August MacBeth	42.736	24	Maciej Blazek	36.333	20	215	August MacBeth	1:51.080	1:51.638	21	
21	24	Maciej Blazek	32.065	24	Maciej Blazek	42.751	215	August MacBeth	36.503	21	24	Maciej Blazek	1:51.149	1:51.149	19	
22	53	Nicolas Vandierendonck	32.107	53	Nicolas Vandierendonck	43.001	45	Jan Antoszewski	36.514	22	53	Nicolas Vandierendonck	1:52.001	1:52.340	22	
23	50	Filip Teunkens	32.111	26	Maciej Darmetko	43.338	53	Nicolas Vandierendonck	36.893	23	45	Jan Antoszewski	1:52.422	1:52.422	23	
24	51	Jay Schreiber	32.125	32	Fernando Fortes	43.379	26	Maciej Darmetko	36.973	24	26	Maciej Darmetko	1:52.826	1:52.826	24	
25	32	Fernando Fortes	32.282	45	Jan Antoszewski	43.440	32	Fernando Fortes	37.277	25	32	Fernando Fortes	1:52.938	1:52.940	25	
26	45	Jan Antoszewski	32.468	5	Stanislaw Jedlinski	43.520	27	Marcio Mauro	37.861	26	5	Stanislaw Jedlinski	1:53.162	1:53.450	26	
27	26	Maciej Darmetko	32.515	51	Jay Schreiber	43.573	5	Stanislaw Jedlinski	37.951	27	51	Jay Schreiber	1:54.004	1:54.873	28	
28	27	Marcio Mauro	32.555	27	Marcio Mauro	44.043	51	Jay Schreiber	38.306	28	27	Marcio Mauro	1:54.459	1:54.584	27	
29	44	Stefano Bozzoni	33.730	44	Stefano Bozzoni	45.282	44	Stefano Bozzoni	38.950	29	44	Stefano Bozzoni	1:57.962	1:57.962	29	



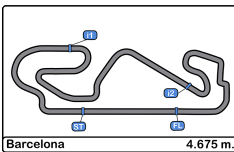


Circuito de Barcelona
International GT Open
Qualifying - 1 Driver - 1
Best 5 Lap Times



Cl	N°	Entrant/Team	Nat	Driver 1	Nat	Driver 2	Nat	Vehicle	Cat	Cl	Best 1		Best 2		Best 3		Best 4		Best 5		
											Time	Lap	Time	Lap	Time	Lap	Time	Lap	Time	Lap	
1	87	AKKA ASP	FRA	Jim Pla	FRA	Thomas Drouet	FRA	Mercedes AMG GT3 - 2020	PRO	1	1:43.152	7	1:43.996	2	1:45.595	3	1:47.665	4	1:58.854	8	
2	63	Vincenzo Sospiri Racing	ITA	Michele Beretta	ITA	Frederik Schandorff	DNK	Lamborghini Huracan GT3 EVO	PRO	2	1:43.448	3	1:43.885	2	1:53.371	4					
3	9	2 Seas Motorsport	BHR	Martin Kodric	BHR	Ethan Simioni	CAN	Mercedes AMG GT3 2020	PRO	3	1:43.704	8	1:43.848	3	1:44.261	2	1:51.125	7	1:52.648	10	
4	19	Vincenzo Sospiri Racing	ITA	Baptiste Moulin	BEL	Yuki Nemoto	JPN	Lamborghini Huracan GT3 EVO	PRO	4	1:43.996	3	1:45.816	2	2:00.725	4					
5	17	HP Racing International	DEU	Gerhard Tweraser	AUT	Jan Seyffert	DEU	Lamborghini Huracan GT3 EVO	PROAM	1	1:44.263	8	1:44.285	7	1:45.325	3	1:45.601	4	1:46.130	2	
6	72	Inception Racing	GBR	Nick Moss	GBR	Joe Osborne	GBR	McLaren 720 S GT3	PROAM	2	1:44.572	10	1:44.971	7	1:45.092	9	1:45.145	4	1:45.458	2	
7	77	Lechner Racing	AUT	Al Faisal Al Zubair	CAN	Andy Soucek	ESP	Porsche 911 GT3-R II 2019	PRO	5	1:44.633	5	1:44.808	4	1:45.123	2	1:47.037	3	1:52.465	6	
8	52	AF Corse	ITA	Cedric Sbirrazzuoli	MCO	Hugo Delacour	FRA	Ferrari 488 GT3 MY2020	PROAM	3	1:45.049	8	1:45.521	6	1:45.747	3	1:46.631	2	1:48.319	9	
9	7	Inception Racing	GBR	Brendan Iribe	USA	Ollie Millroy	GBR	McLaren 720 S GT3	PROAM	4	1:45.109	10	1:45.697	4	1:45.901	3	1:46.334	2	1:46.383	5	
10	47	AKM Motorsport	SMR	Loris Spinelli	ITA	Florian Scholze	DEU	Mercedes AMG GT3 - 2020	PROAM	5	1:45.200	2	1:45.364	3	1:46.180	8	1:53.973	9	1:55.490	6	
11	777	Olimp Racing	POL	Marcin Jedlinski	POL	Karol Basz	POL	Mercedes AMG GT3 - 2020	PROAM	6	1:45.287	8	1:46.554	5	1:46.719	2	1:48.102	10	1:49.092	9	
12	11	Reno Racing	DNK	Jens Reno Moller	DNK	Marcus Paverud	NOR	Honda NSX GT3 Evo	PROAM	7	1:45.575	3	1:45.584	11	1:45.624	8	1:45.900	4	1:47.528	2	
13	22	Balfe Motorsport	GBR	Shaun Balfe	GBR	Adam Carroll	GBR	Audi R8 GT3 LMS 2019	PROAM	8	1:45.710	10	1:45.750	9	1:45.852	13	1:45.889	12	1:45.998	5	
14	97	TF Sport	GBR	Michael Dinan	USA	Robby Foley	USA	Aston Martin GT3 AMR MY2019	PRO	6	1:45.909	12	1:46.366	8	1:46.858	4	1:47.812	7	1:48.573	9	
15	93	Baporo Motorsport	ESP	Daniel Diaz-Varela	ESP	Jaume Font	ESP	Mercedes AMG GT3 - 2020	AM	1	1:46.518	10	1:46.519	9	1:47.141	3	1:47.149	5	1:51.700	4	
16	15	Twin Busch by Equipe Vitesse	DEU	Mario Hirsch	DEU	Dominik Schraml	DEU	Mercedes AMG GT3 - 2020	PROAM	9	1:47.663	12	1:47.736	11	1:47.808	3	1:47.949	9	1:48.034	5	
17	54	Q1 by EMG Motorsport	BEL	Jan Lauryszen	BEL			Porsche 992 GT3 Cup	CUPPA	1	1:49.902	12	1:50.201	11	1:50.924	10	1:51.243	5	1:52.127	4	
18	991	Valluga Racing	GBR	Dino Zamparelli	GBR	Jan Klingelberg	CHE	Porsche 911 GT3 Cup gen 2	CUPPA	2	1:50.924	4	1:52.195	3	1:55.519	2	2:06.135	5			
19	24	A&P Racing Team PTT Tech Support	POL	Maciej Blazek	POL	Mateusz Lisowski	POL	Porsche 991 GT3 Cup gen 2	CUPPA	3	1:51.149	11	1:52.229	8	1:52.738	9	1:53.746	4	1:55.126	7	
20	50	Q1 by EMG Motorsport	BEL	Filip Teunkens	BEL	Bas Schouten	NLD	Porsche 992 GT3 Cup	CUPPA	4	1:51.322	10	1:51.490	11	1:51.697	13	1:52.851	4	1:53.504	8	
21	215	NM Racing Team	CHE	August MacBeth	CHE	Albert Estragues	ESP	Mercedes AMG GT4	CUPAM	1	1:51.638	11	1:51.640	10	1:51.914	9	1:51.955	4	1:55.603	8	
22	53	Q1 by EMG Motorsport	BEL	Nicolas Vandierendonck	BEL	Dirk Schouten	NLD	Porsche 992 GT3 Cup	CUPPA	5	1:52.340	13	1:52.343	11	1:52.382	5	1:52.630	10	1:52.993	4	
23	45	CAME Racing Team	ITA	Mark Speakerwas	ITA	Jan Antoszewski	POL	Porsche 911 GT3 Cup gen 1	CUPPA	6	1:52.422	4	1:53.938	3	1:59.681	2					
24	26	Q1 by EMG Motorsport	BEL	Maciej Darmetko	POL	Artur Janosz	POL	Porsche 911 GT3 Cup gen 2	CUPPA	7	1:52.826	9	1:54.982	5	1:56.279	4	1:58.054	8	1:59.355	6	
25	32	Three Sixty Racing Team	BRA	Fernando Fortes	BRA			Porsche 911 GT3 Cup gen 2	CUPAM	2	1:52.940	9	1:53.007	8	1:53.785	7	1:54.047	4	1:56.021	3	
26	5	Olimp Racing	POL	Stanislaw Jedlinski	POL	Krystian Korzeniowski	POL	Audi R8 GT3 LMS 2018	AM	2	1:53.450	8	1:53.770	9	1:54.988	4	1:55.145	5	1:55.276	3	
27	27	Three Sixty Racing Team	BRA	Marcio Mauro	BRA	Oscar Aristot	AND	Porsche 911 GT3 Cup gen 2	CUPAM	3	1:54.584	10	1:55.711	6	1:57.681	5	1:59.019	3	2:05.308	11	
28	51	AF Corse	ITA	Oswaldo Negri	USA	Jay Schreiber	USA	Ferrari 488 GT3 MY2020	AM	3	1:54.873	3	1:55.895	2	2:02.195	4					
29	44	CAME Racing Team	ITA	Eugenio Pisani	ITA	Stefano Bozzoni	ITA	Porsche 911 GT3 Cup gen 1	CUPPA	8	1:57.962	13	1:59.076	8	1:59.269	11	1:59.439	7	2:00.253	5	



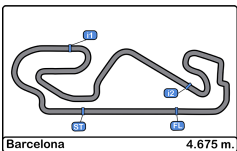


Circuito de Barcelona
International GT Open
Qualifying - 1 Driver - 1
Best 5 Top Speeds



Cl	N°	Entrant/Team	Nat	Driver 1	Nat	Driver 2	Nat	Vehicle	Cat	Cl	Top 1		Top 2		Top 3		Top 4		Top 5		Avg
											Km/h	Lap	Km/h	Lap	Km/h	Lap	Km/h	Lap	Km/h	Lap	
1	7	Inception Racing	GBR	Brendan Iribe	USA	Ollie Millroy	GBR	McLaren 720 S GT3	PROAM	1	265.3	5	264.7	11	264.0	10	264.0	12	263.4	4	264.3
2	97	TF Sport	GBR	Michael Dinan	USA	Robby Foley	USA	Aston Martin GT3 AMR MY2019	PRO	1	264.7	10	264.0	9	263.4	13	262.1	12	261.5	4	263.1
3	11	Reno Racing	DNK	Jens Reno Moller	DNK	Marcus Paverud	NOR	Honda NSX GT3 Evo	PROAM	2	263.4	8	262.7	2	262.7	9	262.7	11	262.1	3	262.7
4	19	Vincenzo Sospiri Racing	ITA	Baptiste Moulin	BEL	Yuki Nemoto	JPN	Lamborghini Huracan GT3 EVO	PRO	2	263.4	4	260.2	2	260.2	3	181.8	1			241.4
5	63	Vincenzo Sospiri Racing	ITA	Michele Beretta	ITA	Frederik Schandorff	DNK	Lamborghini Huracan GT3 EVO	PRO	3	263.4	3	262.1	4	259.6	2	180.6	1			241.4
6	72	Inception Racing	GBR	Nick Moss	GBR	Joe Osborne	GBR	McLaren 720 S GT3	PROAM	3	263.4	5	262.7	8	262.7	10	262.1	9	261.5	3	262.5
7	9	2 Seas Motorsport	BHR	Martin Kodric	HRV	Ethan Simioni	CAN	Mercedes AMG GT3 2020	PRO	4	262.7	9	260.8	4	258.9	3	258.9	10	258.3	7	260.0
8	17	HP Racing International	DEU	Gerhard Tweraser	AUT	Jan Seyffert	DEU	Lamborghini Huracan GT3 EVO	PROAM	4	262.7	4	262.1	3	262.1	8	262.1	9	261.5	2	262.1
9	22	Balfe Motorsport	GBR	Shaun Balfe	GBR	Adam Carroll	GBR	Audi R8 GT3 LMS 2019	PROAM	5	262.7	3	261.5	4	261.5	10	261.5	11	261.5	12	261.7
10	77	Lechner Racing	AUT	Al Faisal Al Zubair	OMA	Andy Soucek	ESP	Porsche 911 GT3-R II 2019	PRO	5	262.1	5	260.8	4	260.2	2	260.2	3	259.6	6	260.6
11	87	AKKA ASP	FRA	Jim Pla	FRA	Thomas Drouet	FRA	Mercedes AMG GT3 - 2020	PRO	6	262.1	8	260.8	3	258.9	4	258.9	5	257.7	7	259.7
12	5	Olimp Racing	POL	Stanislaw Jedlinski	POL	Krystian Korzeniowski	POL	Audi R8 GT3 LMS 2018	AM	1	261.5	9	260.8	3	260.8	6	260.2	4	260.2	8	260.7
13	15	Twin Busch by Equipe Vitesse	DEU	Mario Hirsch	DEU	Dominik Schraml	DEU	Mercedes AMG GT3 - 2020	PROAM	6	261.5	13	260.2	12	258.9	9	258.9	10	258.9	11	259.7
14	52	AF Corse	ITA	Cedric Sbirrazzuoli	MCO	Hugo Delacour	FRA	Ferrari 488 GT3 MY2020	PROAM	7	261.5	9	260.8	4	259.6	8	259.6	10	258.9	3	260.1
15	47	AKM Motorsport	SMR	Loris Spinelli	ITA	Florian Scholze	DEU	Mercedes AMG GT3 - 2020	PROAM	8	260.2	9	258.9	8	257.7	3	257.7	4	257.7	6	258.5
16	777	Olimp Racing	POL	Marcin Jedlinski	POL	Karol Basz	POL	Mercedes AMG GT3 - 2020	PROAM	9	260.2	5	260.2	9	259.6	3	258.9	10	257.7	8	259.3
17	51	AF Corse	ITA	Oswaldo Negri	USA	Jay Schreiber	USA	Ferrari 488 GT3 MY2020	AM	2	258.9	4	257.7	3	257.1	2	145.9	1			229.9
18	93	Baporo Motorsport	ESP	Daniel Diaz-Varela	ESP	Jaume Font	ESP	Mercedes AMG GT3 - 2020	AM	3	258.9	5	258.3	10	257.7	9	257.1	4	257.1	8	257.8
19	215	NM Racing Team	ESP	August MacBeth	CHE	Albert Estragues	ESP	Mercedes AMG GT4	CUPAM	1	257.7	10	257.1	9	257.1	11	255.9	8	255.3	4	256.6
20	24	A&P Racing Team PTT Tech Support	POL	Maciej Blazek	POL	Mateusz Lisowski	POL	Porsche 991 GT3 Cup gen 2	CUPPA	1	253.5	5	253.5	11	253.5	12	252.3	4	251.7	9	252.9
21	991	Valluga Racing	GBR	Dino Zamparelli	CHE	Jan Klingelberg	CHE	Porsche 911 GT3 Cup gen 2	CUPPA	2	253.5	5	252.9	3	252.9	4	247.7	2	85.3	1	218.4
22	26	Q1 by EMG Motorsport	BEL	Maciej Darmetko	POL	Artur Janosz	POL	Porsche 911 GT3 Cup gen 2	CUPPA	3	252.9	6	251.7	5	251.7	9	251.7	10	250.5	2	251.7
23	27	Three Sixty Racing Team	AND	Marcio Mauro	BRA	Oscar Aristot	AND	Porsche 911 GT3 Cup gen 2	CUPAM	2	251.7	10	250.5	6	250.5	11	250.0	7	249.4	9	250.4
24	32	Three Sixty Racing Team	AND	Fernando Fortes	BRA			Porsche 911 GT3 Cup gen 2	CUPAM	3	251.7	9	251.1	8	250.0	7	249.4	5	248.2	4	250.1
25	45	CAME Racing Team	ITA	Mark Speakerwas	ITA	Jan Antoszewski	POL	Porsche 911 GT3 Cup gen 1	CUPPA	4	251.7	5	250.5	4	250.0	3	246.5	2	139.7	1	227.7
26	50	Q1 by EMG Motorsport	BEL	Filip Teunkens	NLD	Bas Schouten	NLD	Porsche 992 GT3 Cup	CUPPA	5	251.7	12	250.5	3	250.5	4	250.5	11	250.5	13	250.8
27	53	Q1 by EMG Motorsport	BEL	Nicolas Vandierendonck	NLD	Dirk Schouten	NLD	Porsche 992 GT3 Cup	CUPPA	6	251.7	11	251.1	5	251.1	10	251.1	12	250.5	13	251.1
28	54	Q1 by EMG Motorsport	BEL	Jan Lauryszen	NLD			Porsche 992 GT3 Cup	CUPPA	7	251.1	11	251.1	12	250.5	5	250.0	4	248.8	10	250.3
29	44	CAME Racing Team	ITA	Eugenio Pisani	ITA	Stefano Bozzoni	ITA	Porsche 911 GT3 Cup gen 1	CUPPA	8	250.5	5	248.8	9	248.8	12	248.2	8	247.7	13	248.8



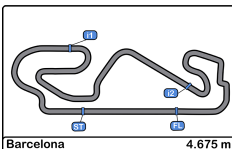


Circuito de Barcelona
International GT Open
Qualifying - 1 Driver - 1
Fastest Laps Sequence



Lap	Time of Day	Session Time	Nº	Entrant/Team	Nat	Driver 1	Nat	Driver 2	Nat	Vehicle	Cat	Time	Km/h
2	10:43:50.003	3:50.003	7	Inception Racing		Brendan Iribe		Ollie Millroy		McLaren 720 S GT3	PROAM	1:46.334	158.2
2	10:44:12.671	4:12.671	87	AKKA ASP		Jim Pla		Thomas Drouet		Mercedes AMG GT3 - 2020	PRO	1:43.996	161.8
3	10:51:03.474	11:03.474	9	2 Seas Motorsport		Martin Kodric		Ethan Simioni		Mercedes AMG GT3 2020	PRO	1:43.848	162.0
3	10:58:35.995	18:35.995	63	Vincenzo Sospiri Racing		Michele Beretta		Frederik Schandorff		Lamborghini Huracan GT3 EVO	PRO	1:43.448	162.6
7	11:06:13.931	26:13.931	87	AKKA ASP		Jim Pla		Thomas Drouet		Mercedes AMG GT3 - 2020	PRO	1:43.152	163.1



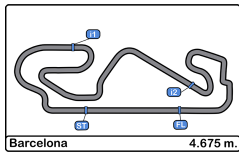


Circuito de Barcelona
International GT Open
Qualifying - 1 Driver - 1
Event Best Maximum Speed



Nº	Entrant/Team	Nat	Driver 1	Nat	Driver 2	Nat	Vehicle	Cat	Km/h	Session
7	Inception Racing	GBR	Brendan Iribe	USA	Ollie Millroy	GBR	McLaren 720 S GT3	PROAM	265.3	Qualifying - 1 Driver - 1
97	TF Sport	GBR	Michael Dinan	USA	Robby Foley	USA	Aston Martin GT3 AMR MY2019	PRO	264.7	Qualifying - 1 Driver - 1
22	Balfe Motorsport	GBR	Shaun Balfe	GBR	Adam Carroll	GBR	Audi R8 GT3 LMS 2019	PROAM	264.0	Private test - 2
11	Reno Racing	DNK	Jens Reno Moller	DNK	Marcus Paverud	NOR	Honda NSX GT3 Evo	PROAM	264.0	Free Practice - 3 Bronze
72	Inception Racing	GBR	Nick Moss	GBR	Joe Osborne	GBR	McLaren 720 S GT3	PROAM	263.4	Qualifying - 1 Driver - 1
63	Vincenzo Sospiri Racing	ITA	Michele Beretta	ITA	Frederik Schandorff	DNK	Lamborghini Huracan GT3 EVO	PRO	263.4	Qualifying - 1 Driver - 1
19	Vincenzo Sospiri Racing	ITA	Baptiste Moulin	BEL	Yuki Nemoto	JPN	Lamborghini Huracan GT3 EVO	PRO	263.4	Qualifying - 1 Driver - 1
47	AKM Motorsport	SRB	Loris Spinelli	ITA	Florian Scholze	DEU	Mercedes AMG GT3 - 2020	PROAM	262.7	Free Practice - 2
17	HP Racing International	DEU	Gerhard Tweraser	AUT	Jan Seyffert	DEU	Lamborghini Huracan GT3 EVO	PROAM	262.7	Qualifying - 1 Driver - 1
9	2 Seas Motorsport	BHR	Martin Kodric	HRV	Ethan Simioni	CAN	Mercedes AMG GT3 2020	PRO	262.7	Qualifying - 1 Driver - 1
52	AF Corse	ITA	Cedric Sbirrazzuoli	MCO	Hugo Delacour	FRA	Ferrari 488 GT3 MY2020	PROAM	262.1	Free Practice - 1
5	Olimp Racing	POL	Stanislaw Jedlinski	POL	Krystian Korzeniowski	POL	Audi R8 GT3 LMS 2018	AM	262.1	Free Practice - 3 Bronze
77	Lechner Racing	AUT	Al Faisal Al Zubair	OMN	Andy Soucek	ESP	Porsche 911 GT3-R II 2019	PRO	262.1	Qualifying - 1 Driver - 1
87	AKKA ASP	FRA	Jim Pla	FRA	Thomas Drouet	FRA	Mercedes AMG GT3 - 2020	PRO	262.1	Qualifying - 1 Driver - 1
15	Twin Busch by Equipe Vitesse	DEU	Mario Hirsch	DEU	Dominik Schraml	DEU	Mercedes AMG GT3 - 2020	PROAM	261.5	Qualifying - 1 Driver - 1
777	Olimp Racing	POL	Marcin Jedlinski	POL	Karol Basz	POL	Mercedes AMG GT3 - 2020	PROAM	260.2	Free Practice - 1
215	NM Racing Team	ESP	August MacBeth	CHE	Albert Estragues	ESP	Mercedes AMG GT4	CUPAM	259.6	Private test - 2
93	Baporo Motorsport	ESP	Daniel Diaz-Varela	ESP	Jaume Font	ESP	Mercedes AMG GT3 - 2020	AM	258.9	Free Practice - 3 Bronze
51	AF Corse	ITA	Oswaldo Negri	USA	Jay Schreiber	USA	Ferrari 488 GT3 MY2020	AM	258.9	Qualifying - 1 Driver - 1
24	A&P Racing Team PTT Tech Support	POL	Maciej Blazek	POL	Mateusz Lisowski	POL	Porsche 991 GT3 Cup gen 2	CUPPA	253.5	Free Practice - 2
991	Valluga Racing	GBR	Dino Zamparelli	GBR	Jan Klingenberg	CHE	Porsche 911 GT3 Cup gen 2	CUPPA	253.5	Qualifying - 1 Driver - 1
26	Q1 by EMG Motorsport	BEL	Maciej Darmetko	POL	Artur Janosz	POL	Porsche 911 GT3 Cup gen 2	CUPPA	252.9	Free Practice - 2
45	CAME Racing Team	ITA	Mark Speakerwas	ITA	Jan Antoszewski	POL	Porsche 911 GT3 Cup gen 1	CUPPA	252.3	Free Practice - 2
32	Three Sixty Racing Team	AND	Fernando Fortes	BRA			Porsche 911 GT3 Cup gen 2	CUPAM	251.7	Qualifying - 1 Driver - 1
53	Q1 by EMG Motorsport	BEL	Nicolas Vandierendonck	BEL	Dirk Schouten	NLD	Porsche 992 GT3 Cup	CUPPA	251.7	Qualifying - 1 Driver - 1
50	Q1 by EMG Motorsport	BEL	Filip Teunkens	BEL	Bas Schouten	NLD	Porsche 992 GT3 Cup	CUPPA	251.7	Qualifying - 1 Driver - 1
27	Three Sixty Racing Team	AND	Marcio Mauro	BRA	Oscar Aristot	AND	Porsche 911 GT3 Cup gen 2	CUPAM	251.7	Qualifying - 1 Driver - 1
44	CAME Racing Team	ITA	Eugenio Pisani	ITA	Stefano Bozzoni	ITA	Porsche 911 GT3 Cup gen 1	CUPPA	251.1	Free Practice - 2
54	Q1 by EMG Motorsport	BEL	Jan Lauryssen	BEL			Porsche 992 GT3 Cup	CUPPA	251.1	Qualifying - 1 Driver - 1





Circuit de Barcelona
International GT Open
Qualifying - 1 Driver - 1
Pit Stop Analysis



5 Stanislaw Jedlinski Audi R8 GT3 LMS 2018
 AM Krystian Korzeniowski Olimp Racing

Nº	In Day Time	In Time	Out Time	Pit Time	T. Pit Time	Handicap	Diff.
1	10:53:09.238	10:53:09.238	10:58:18.833	5:09.595	5:09.595		

7 Brendan Iribe McLaren 720 S GT3
 PROAM Ollie Millroy Inception Racing

Nº	In Day Time	In Time	Out Time	Pit Time	T. Pit Time	Handicap	Diff.
1	10:51:07.430	10:51:07.430	10:59:24.554	8:17.124	8:17.124		

9 Martin Kodric Mercedes AMG GT3 2020
 PRO Ethan Simioni 2 Seas Motorsport

Nº	In Day Time	In Time	Out Time	Pit Time	T. Pit Time	Handicap	Diff.
1	10:52:53.888	10:52:53.888	10:59:57.672	7:03.784	7:03.784		

11 Jens Reno Moller Honda NSX GT3 Evo
 PROAM Marcus Paverud Reno Racing

Nº	In Day Time	In Time	Out Time	Pit Time	T. Pit Time	Handicap	Diff.
1	10:56:24.806	10:56:24.806	10:59:54.047	3:29.241	3:29.241		

15 Mario Hirsch Mercedes AMG GT3 - 2020
 PROAM Dominik Schraml Twin Busch by Equipe Vitesse

Nº	In Day Time	In Time	Out Time	Pit Time	T. Pit Time	Handicap	Diff.
1	10:51:57.215	10:51:57.215	10:59:55.739	7:58.524	7:58.524		

17 Gerhard Tweraser Lamborghini Huracan GT3 EVO
 PROAM Jan Seyffert HP Racing International

Nº	In Day Time	In Time	Out Time	Pit Time	T. Pit Time	Handicap	Diff.
1	10:52:29.350	10:52:29.350	10:59:52.650	7:23.300	7:23.300		

22 Shaun Balfe Audi R8 GT3 LMS 2019
 PROAM Adam Carroll Balfe Motorsport

Nº	In Day Time	In Time	Out Time	Pit Time	T. Pit Time	Handicap	Diff.
1	10:51:29.606	10:51:29.606	10:58:07.923	6:38.317	6:38.317		

24 Maciej Blazek Porsche 991 GT3 Cup gen 2
 CUPPA Mateusz Lisowski A&P Racing Team PTT Tech Support

Nº	In Day Time	In Time	Out Time	Pit Time	T. Pit Time	Handicap	Diff.
1	10:49:57.950	10:49:57.950	10:52:15.283	2:17.333	2:17.333		

26 Maciej Darmetko Porsche 911 GT3 Cup gen 2
 CUPPA Artur Janosz Q1 by EMG Motorsport

Nº	In Day Time	In Time	Out Time	Pit Time	T. Pit Time	Handicap	Diff.
1	11:01:19.656	11:01:19.656	11:02:48.133	1:28.477	1:28.477		

27 Marcio Mauro Porsche 911 GT3 Cup gen 2
 CUPAM Oscar Aristot Three Sixty Racing Team

Nº	In Day Time	In Time	Out Time	Pit Time	T. Pit Time	Handicap	Diff.
1	10:45:33.104	10:45:33.104	10:47:43.108	2:10.004	2:10.004		
2	10:59:41.615	10:59:41.615	11:02:08.175	2:26.560	4:36.564		

32 Fernando Fortes Porsche 911 GT3 Cup gen 2
 CUPAM Three Sixty Racing Team

Nº	In Day Time	In Time	Out Time	Pit Time	T. Pit Time	Handicap	Diff.
1	10:45:34.725	10:45:34.725	10:48:17.717	2:42.992	2:42.992		
2	10:56:11.711	10:56:11.711	10:56:36.022	24.311	3:07.303		

44 Eugenio Pisani Porsche 911 GT3 Cup gen 1
 CUPPA Stefano Bozzoni CAME Racing Team

Nº	In Day Time	In Time	Out Time	Pit Time	T. Pit Time	Handicap	Diff.
1	10:59:38.338	10:59:38.338	11:03:33.495	3:55.157	3:55.157		

47 Loris Spinelli Mercedes AMG GT3 - 2020
 PROAM Florian Scholze AKM Motorsport

Nº	In Day Time	In Time	Out Time	Pit Time	T. Pit Time	Handicap	Diff.
1	10:52:21.464	10:52:21.464	11:01:37.062	9:15.598	9:15.598		
2	11:05:17.760	11:05:17.760	11:06:23.999	1:06.239	10:21.837		

50 Filip Teunkens Porsche 992 GT3 Cup
 CUPPA Bas Schouten Q1 by EMG Motorsport

Nº	In Day Time	In Time	Out Time	Pit Time	T. Pit Time	Handicap	Diff.
1	10:49:55.398	10:49:55.398	10:53:53.001	3:57.603	3:57.603		

52 Cedric Sbirrazzuoli Ferrari 488 GT3 MY2020
 PROAM Hugo Delacour AF Corse

Nº	In Day Time	In Time	Out Time	Pit Time	T. Pit Time	Handicap	Diff.
1	10:49:07.440	10:49:07.440	10:53:26.483	4:19.043	4:19.043		

53 Nicolas Vandierendonck Porsche 992 GT3 Cup
 CUPPA Dirk Schouten Q1 by EMG Motorsport

Nº	In Day Time	In Time	Out Time	Pit Time	T. Pit Time	Handicap	Diff.
1	10:52:46.777	10:52:46.777	10:56:29.029	3:42.252	3:42.252		

54 Jan Laurysen Porsche 992 GT3 Cup
 CUPPA Q1 by EMG Motorsport

Nº	In Day Time	In Time	Out Time	Pit Time	T. Pit Time	Handicap	Diff.
1	10:51:45.774	10:51:45.774	10:54:49.939	3:04.165	3:04.165		

72 Nick Moss McLaren 720 S GT3
 PROAM Joe Osborne Inception Racing

Nº	In Day Time	In Time	Out Time	Pit Time	T. Pit Time	Handicap	Diff.
1	10:55:26.458	10:55:26.458	11:01:22.539	5:56.081	5:56.081		

77 Al Faisal Al Zubair Porsche 911 GT3-R II 2019
 PRO Andy Soucek Lechner Racing

Nº	In Day Time	In Time	Out Time	Pit Time	T. Pit Time	Handicap	Diff.
1	10:51:21.460	10:51:21.460	10:52:36.973	1:15.513	1:15.513		

87 Jim Pla Mercedes AMG GT3 - 2020
 PRO Thomas Drouet AKKA ASP

Nº	In Day Time	In Time	Out Time	Pit Time	T. Pit Time	Handicap	Diff.
1	10:49:34.934	10:49:34.934	11:02:20.959	12:46.025	12:46.025		

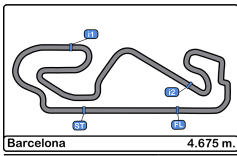
93 Daniel Diaz-Varela Mercedes AMG GT3 - 2020
 AM Jaume Font Baporo Motorsport

Nº	In Day Time	In Time	Out Time	Pit Time	T. Pit Time	Handicap	Diff.
1	10:53:23.968	10:53:23.968	11:00:54.030	7:30.062	7:30.062		

97 Michael Dinan Aston Martin GT3 AMR MY2019
 PRO Robby Foley TF Sport

Nº	In Day Time	In Time	Out Time	Pit Time	T. Pit Time	Handicap	Diff.
1	10:44:57.220	10:44:57.220	10:46:34.411	1:37.191	1:37.191		
2	10:53:49.233	10:53:49.233	10:55:05.794	1:16.561	2:53.752		





Circuit de Barcelona
International GT Open
Qualifying - 1 Driver - 1
Pit Stop Analysis



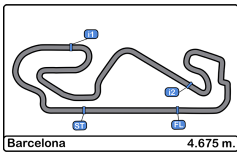
215 August MacBeth Mercedes AMG GT4
 CUPAM Albert Estragues NM Racing Team

Nº	In Day Time	In Time	Out Time	Pit Time	T. Pit Time	Handicap	Diff.
1	10:50:47.719	10:50:47.719	10:59:51.672	9:03.953	9:03.953		

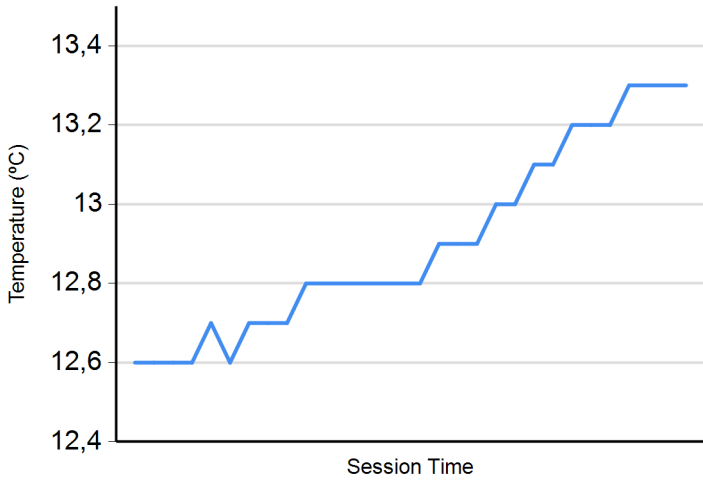
777 Marcin Jedlinski Mercedes AMG GT3 - 2020
 PROAM Karol Basz Olimp Racing

Nº	In Day Time	In Time	Out Time	Pit Time	T. Pit Time	Handicap	Diff.
1	10:54:50.012	10:54:50.012	11:00:48.154	5:58.142	5:58.142		

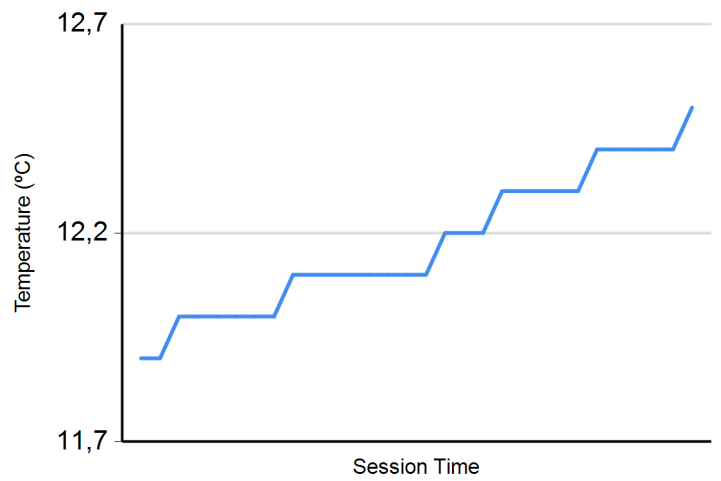




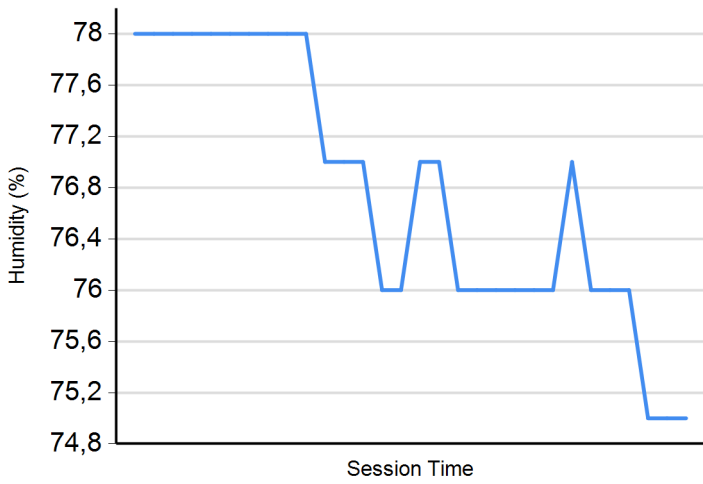
Air Temperature



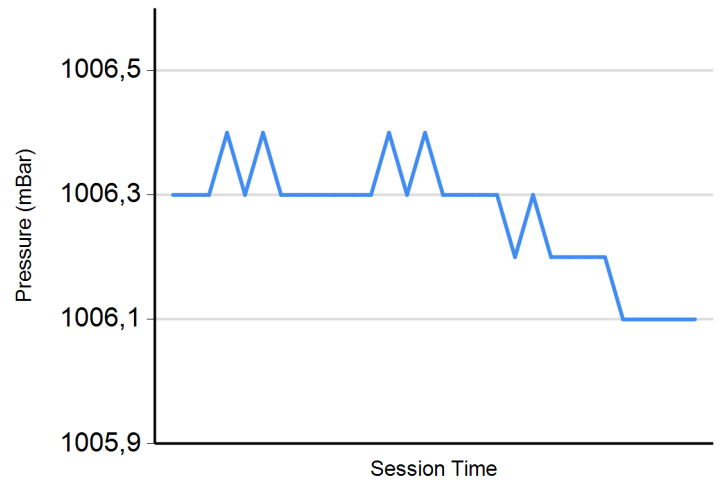
Track Temperature



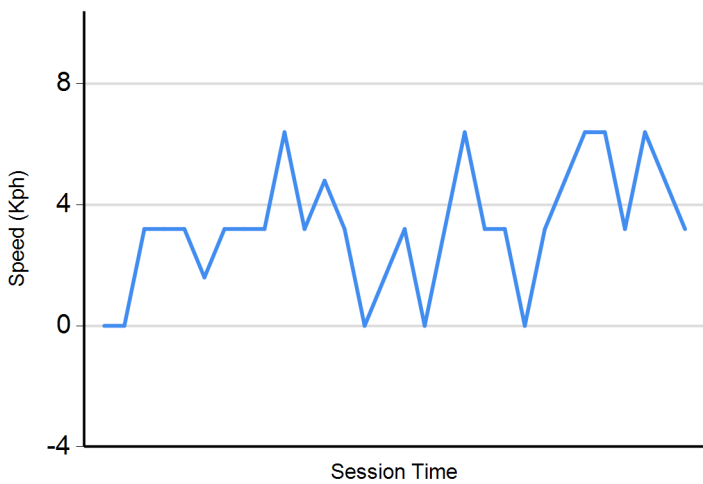
Humidity



Pressure



Wind Speed



Wind direction

North = 0°/360° Est = 90° South = 180° West = 270°

