

Circuito de Barcelona
International GT Open
Qualifying - 2 Driver - 2
Provisional Results



Cls	Nº	Entrant/Team	Nat	Driver 1	Nat	Driver 2	Nat	Vehicle	Cat	Cls	Laps	Best	Time	Gap	Interval	Km/h
1	72	Inception Racing	GBR	Nick Moss	GBR	Joe Osborne	GBR	McLaren 720 S GT3	PROAM	1	8	6	1:43.085			163.2
2	87	AKKA ASP	FRA	Jim Pla	FRA	Thomas Drouet	FRA	Mercedes AMG GT3 - 2020	PRO	1	10	9	1:43.198	0.113	0.113	163.0
3	7	Inception Racing	GBR	Brendan Iribe	USA	Ollie Millroy	GBR	McLaren 720 S GT3	PROAM	2	12	9	1:43.432	0.347	0.234	162.7
4	47	AKM Motorsport	ITA	Loris Spinelli	ITA	Florian Scholze	DEU	Mercedes AMG GT3 - 2020	PROAM	3	12	10	1:43.498	0.413	0.066	162.6
5	97	TF Sport	USA	Michael Dinan	USA	Robby Foley	USA	Aston Martin GT3 AMR MY2019	PRO	2	12	11	1:43.706	0.621	0.208	162.2
6	9	2 Seas Motorsport	HRV	Martin Kodric	HRV	Ethan Simioni	CAN	Mercedes AMG GT3 2020	PRO	3	12	11	1:43.762	0.677	0.056	162.1
7	777	Olimp Racing	POL	Marcin Jedlinski	POL	Karol Basz	POL	Mercedes AMG GT3 - 2020	PROAM	4	10	7	1:43.775	0.690	0.013	162.1
8	17	HP Racing International	AUT	Gerhard Tweraser	AUT	Jan Seyffert	DEU	Lamborghini Huracan GT3 EVO	PROAM	5	13	12	1:43.801	0.716	0.026	162.1
9	22	Balfe Motorsport	GBR	Shaun Balfe	GBR	Adam Carroll	GBR	Audi R8 GT3 LMS 2019	PROAM	6	14	10	1:43.927	0.842	0.126	161.9
10	77	Lechner Racing	CZE	Al Faisal Al Zubair	CZE	Andy Soucek	ESP	Porsche 911 GT3-R II 2019	PRO	4	9	8	1:44.184	1.099	0.257	161.5
11	11	Reno Racing	DNK	Jens Reno Moller	DNK	Marcus Paverud	NOR	Honda NSX GT3 Evo	PROAM	7	9	6	1:44.216	1.131	0.032	161.4
12	63	Vincenzo Sospiri Racing	ITA	Michele Beretta	ITA	Frederik Schandorff	DNK	Lamborghini Huracan GT3 EVO	PRO	5	7	6	1:44.427	1.342	0.211	161.1
13	5	Olimp Racing	POL	Stanislaw Jedlinski	POL	Krystian Korzeniowski	POL	Audi R8 GT3 LMS 2018	AM	1	14	13	1:44.630	1.545	0.203	160.8
14	19	Vincenzo Sospiri Racing	ITA	Baptiste Moulin	BEL	Yuki Nemoto	JPN	Lamborghini Huracan GT3 EVO	PRO	6	9	8	1:44.669	1.584	0.039	160.7
15	15	Twin Busch by Equipe Vitesse	DEU	Mario Hirsch	DEU	Dominik Schraml	DEU	Mercedes AMG GT3 - 2020	PROAM	8	12	7	1:44.824	1.739	0.155	160.5
16	93	Baporo Motorsport	ESP	Daniel Diaz-Varela	ESP	Jaume Font	ESP	Mercedes AMG GT3 - 2020	AM	2	11	8	1:45.484	2.399	0.660	159.5
17	52	AF Corse	ITA	Cedric Sbirrazzuoli	MCO	Hugo Delacour	FRA	Ferrari 488 GT3 MY2020	PROAM	9	11	9	1:45.724	2.639	0.240	159.1
18	51	AF Corse	ITA	Oswaldo Negri	USA	Jay Schreiberman	USA	Ferrari 488 GT3 MY2020	AM	3	12	8	1:45.949	2.864	0.225	158.8
19	53	Q1 by EMG Motorsport	BEL	Nicolas Vandierendonck	BEL	Dirk Schouten	NLD	Porsche 992 GT3 Cup	CUPPA	1	12	9	1:49.733	6.648	3.784	153.3
20	54	Q1 by EMG Motorsport	BEL	Jan Lauryssen	BEL			Porsche 992 GT3 Cup	CUPPA	2	12	11	1:49.797	6.712	0.064	153.2
21	50	Q1 by EMG Motorsport	BEL	Filip Teunens	BEL	Bas Schouten	NLD	Porsche 992 GT3 Cup	CUPPA	3	11	9	1:49.877	6.792	0.080	153.1
22	24	A&P Racing Team PTT Tech Support	POL	Maciej Blazek	POL	Mateusz Lisowski	POL	Porsche 991 GT3 Cup gen 2	CUPPA	4	6	4	1:51.329	8.244	1.452	151.1
23	215	NM Racing Team	ESP	August MacBeth	CHE	Albert Estragues	ESP	Mercedes AMG GT4	CUPAM	1	13	10	1:51.551	8.466	0.222	150.8
24	32	Three Sixty Racing Team	AND	Fernando Fortes	BRA			Porsche 911 GT3 Cup gen 2	CUPAM	2	8	7	1:52.962	9.877	1.411	148.9
25	44	CAME Racing Team	ITA	Eugenio Pisani	ITA	Stefano Bozzoni	ITA	Porsche 911 GT3 Cup gen 1	CUPPA	5	11	4	1:53.027	9.942	0.065	148.9
26	45	CAME Racing Team	ITA	Mark Speakerwas	ITA	Jan Antoszewski	POL	Porsche 911 GT3 Cup gen 1	CUPPA	6	15	7	1:53.247	10.162	0.220	148.6
27	991	Valluga Racing	GBR	Dino Zamparelli	GBR	Jan Klingelberg	CHE	Porsche 911 GT3 Cup gen 2	CUPPA	7	14	13	1:53.505	10.420	0.258	148.2
28	27	Three Sixty Racing Team	AND	Marcio Mauro	BRA	Oscar Aristot	ESP	Porsche 911 GT3 Cup gen 2	CUPAM	3	10	9	1:55.758	12.673	2.253	145.3

*** PENALTIES**

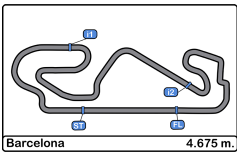
- CAR 24 TIME 1:54.555 DELETED TRACK LIMITS AT T 9
- CAR 5 TIME 1:48.382 DELETED TRACK LIMITS AT T 9
- CAR 32 TIME 1:57.697 DELETED TRACK LIMITS AT T 9
- CAR 5 TIME 1:45.924 DELETED TRACK LIMITS AT T 9
- CAR 17 TIME 1:44.339 DELETED TRACK LIMITS AT T 15 + FOLLOWING LAP

Published at:.....

Track Temp: 10.4 °C Air Temp: 10.2 °C Humidity: 75 % Track Status: DRY

Stewards:	Race Director:	Timekeeper: Luis Angel Garcia Nuñez <i>[Signature]</i> JOB/I-0020-ESP
------------------	-----------------------	------------------------------------------------------------------------------------





Circuito de Barcelona
International GT Open
Qualifying - 2 Driver - 2
Provisional Results



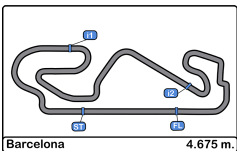
CAR 44 TIME 1:51.979 DELETED TRACK LIMITS AT T 15 + FOLLOWING LAP
 CAR 17 TIME 4:29.103 DELETED TRACK LIMITS AT T 9
 CAR 9 TIME 1:44.086 DELETED TRACK LIMITS AT T 9
 CAR 63 - DROP OF 3 GRID PLACES FOR RACE 2 - UNSAFE RELEASE

Published at:.....

Track Temp: 10.4 °C Air Temp: 10.2 °C Humidity: 75 % Track Status: DRY

Stewards:	Race Director:	Timekeeper:  Luis Angel Garcia Nuñez JOB/I-0020-ESP
------------------	-----------------------	----------------------------------------------------------------------------------------------------------------------------------------------------





Circuito de Barcelona
International GT Open
Qualifying - 2 Driver - 2
Provisional Results by Category



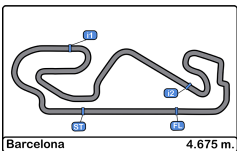
Cls	Nº	Entrant/Team	Nat	Driver 1	Nat	Driver 2	Nat	Vehicle	Cat	Cls	Laps	Best	Time	Gap	Interval	Km/h
PRO																
1	87	AKKA ASP	FRA	Jim Pla	FRA	Thomas Drouet	FRA	Mercedes AMG GT3 - 2020	PRO	1	10	9	1:43.198			163.0
2	97	TF Sport	GBR	Michael Dinan	USA	Robby Foley	USA	Aston Martin GT3 AMR MY2019	PRO	2	12	11	1:43.706	0.508	0.508	162.2
3	9	2 Seas Motorsport	BHR	Martin Kodric	HRV	Ethan Simioni	CAN	Mercedes AMG GT3 2020	PRO	3	12	11	1:43.762	0.564	0.056	162.1
4	77	Lechner Racing	AUT	Al Faisal Al Zubair	CZE	Andy Soucek	CAN	Porsche 911 GT3-R II 2019	PRO	4	9	8	1:44.184	0.986	0.422	161.5
5	63	Vincenzo Sospiri Racing	ITA	Michele Beretta	ITA	Frederik Schandorff	DNK	Lamborghini Huracan GT3 EVO	PRO	5	7	6	1:44.427	1.229	0.243	161.1
6	19	Vincenzo Sospiri Racing	ITA	Baptiste Moulin	BEL	Yuki Nemoto	JPN	Lamborghini Huracan GT3 EVO	PRO	6	9	8	1:44.669	1.471	0.242	160.7
PROAM																
1	72	Inception Racing	GBR	Nick Moss	GBR	Joe Osborne	GBR	McLaren 720 S GT3	PROAM	1	8	6	1:43.085			163.2
2	7	Inception Racing	GBR	Brendan Iribe	USA	Ollie Millroy	GBR	McLaren 720 S GT3	PROAM	2	12	9	1:43.432	0.347	0.347	162.7
3	47	AKM Motorsport	GBR	Loris Spinelli	ITA	Florian Scholze	DEU	Mercedes AMG GT3 - 2020	PROAM	3	12	10	1:43.498	0.413	0.066	162.6
4	777	Olimp Racing	POL	Marcin Jedlinski	POL	Karol Basz	POL	Mercedes AMG GT3 - 2020	PROAM	4	10	7	1:43.775	0.690	0.277	162.1
5	17	HP Racing International	DEU	Gerhard Tweraser	AUT	Jan Seyffert	DEU	Lamborghini Huracan GT3 EVO	PROAM	5	13	12	1:43.801	0.716	0.026	162.1
6	22	Balfe Motorsport	GBR	Shaun Balfe	GBR	Adam Carroll	GBR	Audi R8 GT3 LMS 2019	PROAM	6	14	10	1:43.927	0.842	0.126	161.9
7	11	Reno Racing	DNK	Jens Reno Moller	DNK	Marcus Paverud	NOR	Honda NSX GT3 Evo	PROAM	7	9	6	1:44.216	1.131	0.289	161.4
8	15	Twin Busch by Equipe Vitesse	DEU	Mario Hirsch	DEU	Dominik Schraml	DEU	Mercedes AMG GT3 - 2020	PROAM	8	12	7	1:44.824	1.739	0.608	160.5
9	52	AF Corse	ITA	Cedric Sbirrazzuoli	MCO	Hugo Delacour	FRA	Ferrari 488 GT3 MY2020	PROAM	9	11	9	1:45.724	2.639	0.900	159.1
AM																
1	5	Olimp Racing	POL	Stanislaw Jedlinski	POL	Krystian Korzeniowski	POL	Audi R8 GT3 LMS 2018	AM	1	14	13	1:44.630			160.8
2	93	Baporo Motorsport	ESP	Daniel Diaz-Varela	ESP	Jaume Font	ESP	Mercedes AMG GT3 - 2020	AM	2	11	8	1:45.484	0.854	0.854	159.5
3	51	AF Corse	ITA	Oswaldo Negri	USA	Jay Schreiber	USA	Ferrari 488 GT3 MY2020	AM	3	12	8	1:45.949	1.319	0.465	158.8
CUPPA																
1	53	Q1 by EMG Motorsport	BEL	Nicolas Vandierendonck	BEL	Dirk Schouten	NLD	Porsche 992 GT3 Cup	CUPPA	1	12	9	1:49.733			153.3
2	54	Q1 by EMG Motorsport	BEL	Jan Lauryssen	BEL			Porsche 992 GT3 Cup	CUPPA	2	12	11	1:49.797	0.064	0.064	153.2
3	50	Q1 by EMG Motorsport	BEL	Filip Teunkens	BEL	Bas Schouten	NLD	Porsche 992 GT3 Cup	CUPPA	3	11	9	1:49.877	0.144	0.080	153.1
4	24	A&P Racing Team PTT Tech Support	POL	Maciej Blazek	POL	Mateusz Lisowski	POL	Porsche 991 GT3 Cup gen 2	CUPPA	4	6	4	1:51.329	1.596	1.452	151.1
5	44	CAME Racing Team	ITA	Eugenio Pisani	ITA	Stefano Bozzoni	ITA	Porsche 911 GT3 Cup gen 1	CUPPA	5	11	4	1:53.027	3.294	1.698	148.9
6	45	CAME Racing Team	ITA	Mark Speakerwas	ITA	Jan Antoszewski	POL	Porsche 911 GT3 Cup gen 1	CUPPA	6	15	7	1:53.247	3.514	0.220	148.6
7	991	Valluga Racing	GBR	Dino Zamparelli	GBR	Jan Klingelberg	CHE	Porsche 911 GT3 Cup gen 2	CUPPA	7	14	13	1:53.505	3.772	0.258	148.2
CUPAM																
1	215	NM Racing Team	ESP	August MacBeth	CHE	Albert Estragues	ESP	Mercedes AMG GT4	CUPAM	1	13	10	1:51.551			150.8

Published at:.....

Track Temp: 10.4 °C Air Temp: 10.2 °C Humidity: 75 % Track Status: DRY

Stewards:	Race Director:	Timekeeper: Luis Angel Garcia Nuñez JOB/I-0020-ESP
------------------	-----------------------	--------------------------------------------------------------





Circuito de Barcelona
International GT Open
Qualifying - 2 Driver - 2
Provisional Results by Category



Cls	Nº	Entrant/Team	Nat	Driver 1	Nat	Driver 2	Nat	Vehicle	Cat	Cls	Laps	Best	Time	Gap	Interval	Km/h
2	32	Three Sixty Racing Team		Fernando Fortes				Porsche 911 GT3 Cup gen 2	CUPAM	2	8	7	1:52.962	1.411	1.411	148.9
3	27	Three Sixty Racing Team		Marcio Mauro		Oscar Aristot		Porsche 911 GT3 Cup gen 2	CUPAM	3	10	9	1:55.758	4.207	2.796	145.3

*** PENALTIES**

CAR 24 TIME 1:54.555 DELETED TRACK LIMITS AT T 9

CAR 5 TIME 1:48.382 DELETED TRACK LIMITS AT T 9

CAR 32 TIME 1:57.697 DELETED TRACK LIMITS AT T 9

CAR 5 TIME 1:45.924 DELETED TRACK LIMITS AT T 9

CAR 17 TIME 1:44.339 DELETED TRACK LIMITS AT T 15 + FOLLOWING LAP

CAR 44 TIME 1:51.979 DELETED TRACK LIMITS AT T 15 + FOLLOWING LAP

CAR 17 TIME 4:29.103 DELETED TRACK LIMITS AT T 9

CAR 9 TIME 1:44.086 DELETED TRACK LIMITS AT T 9

CAR 63 - DROP OF 3 GRID PLACES FOR RACE 2 - UNSAFE RELEASE

Published at:.....

Track Temp: 10.4 °C Air Temp: 10.2 °C Humidity: 75 % Track Status: DRY

Stewards:

Race Director:

Timekeeper:

Luís Angel García Nuñez

JOB/I-0020-ESP





Circuito de Barcelona
International GT Open
Qualifying - 2 Driver - 2
Provisional Results by Class



Cls	Nº	Entrant/Team	Nat	Driver 1	Nat	Driver 2	Nat	Vehicle	Cat	Cls	Laps	Best	Time	Gap	Interval	Km/h
International GT Open																
1	72	Inception Racing	GBR	Nick Moss	GBR	Joe Osborne	GBR	McLaren 720 S GT3	PROAM	1	8	6	1:43.085			163.2
2	87	AKKA ASP	FRA	Jim Pla	FRA	Thomas Drouet	FRA	Mercedes AMG GT3 - 2020	PRO	1	10	9	1:43.198	0.113	0.113	163.0
3	7	Inception Racing	GBR	Brendan Iribe	USA	Ollie Millroy	GBR	McLaren 720 S GT3	PROAM	2	12	9	1:43.432	0.347	0.234	162.7
4	47	AKM Motorsport	ITA	Lois Spinelli	ITA	Florian Scholze	DEU	Mercedes AMG GT3 - 2020	PROAM	3	12	10	1:43.498	0.413	0.066	162.6
5	97	TF Sport	USA	Michael Dinan	USA	Robby Foley	USA	Aston Martin GT3 AMR MY2019	PRO	2	12	11	1:43.706	0.621	0.208	162.2
6	9	2 Seas Motorsport	HRV	Martin Kodric	HRV	Ethan Simioni	CAN	Mercedes AMG GT3 2020	PRO	3	12	11	1:43.762	0.677	0.056	162.1
7	777	Olimp Racing	POL	Marcin Jedlinski	POL	Karol Basz	POL	Mercedes AMG GT3 - 2020	PROAM	4	10	7	1:43.775	0.690	0.013	162.1
8	17	HP Racing International	AUT	Gerhard Tweraser	AUT	Jan Seyffert	DEU	Lamborghini Huracan GT3 EVO	PROAM	5	13	12	1:43.801	0.716	0.026	162.1
9	22	Balfe Motorsport	GBR	Shaun Balfe	GBR	Adam Carroll	GBR	Audi R8 GT3 LMS 2019	PROAM	6	14	10	1:43.927	0.842	0.126	161.9
10	77	Lechner Racing	AUT	Al Faisal Al Zubair	CZE	Andy Soucek	ESP	Porsche 911 GT3-R II 2019	PRO	4	9	8	1:44.184	1.099	0.257	161.5
11	11	Reno Racing	DNK	Jens Reno Moller	DNK	Marcus Paverud	NOR	Honda NSX GT3 Evo	PROAM	7	9	6	1:44.216	1.131	0.032	161.4
12	63	Vincenzo Sospiri Racing	ITA	Michele Beretta	ITA	Frederik Schandorff	DNK	Lamborghini Huracan GT3 EVO	PRO	5	7	6	1:44.427	1.342	0.211	161.1
13	5	Olimp Racing	POL	Stanislaw Jedlinski	POL	Krystian Korzeniowski	POL	Audi R8 GT3 LMS 2018	AM	1	14	13	1:44.630	1.545	0.203	160.8
14	19	Vincenzo Sospiri Racing	ITA	Baptiste Moulin	BEL	Yuki Nemoto	JPN	Lamborghini Huracan GT3 EVO	PRO	6	9	8	1:44.669	1.584	0.039	160.7
15	15	Twin Busch by Equipe Vitesse	DEU	Mario Hirsch	DEU	Dominik Schraml	DEU	Mercedes AMG GT3 - 2020	PROAM	8	12	7	1:44.824	1.739	0.155	160.5
16	93	Baporo Motorsport	ESP	Daniel Diaz-Varela	ESP	Jaume Font	ESP	Mercedes AMG GT3 - 2020	AM	2	11	8	1:45.484	2.399	0.660	159.5
17	52	AF Corse	ITA	Cedric Sbirrazzuoli	MCO	Hugo Delacour	FRA	Ferrari 488 GT3 MY2020	PROAM	9	11	9	1:45.724	2.639	0.240	159.1
18	51	AF Corse	ITA	Oswaldo Negri	USA	Jay Schreiber	USA	Ferrari 488 GT3 MY2020	AM	3	12	8	1:45.949	2.864	0.225	158.8

GT Open Cup Europe																
1	53	Q1 by EMG Motorsport	BEL	Nicolas Vandierendonck	BEL	Dirk Schouten	NLD	Porsche 992 GT3 Cup	CUPPA	1	12	9	1:49.733			153.3
2	54	Q1 by EMG Motorsport	BEL	Jan Laurysen	BEL	Dirk Schouten	NLD	Porsche 992 GT3 Cup	CUPPA	2	12	11	1:49.797	0.064	0.064	153.2
3	50	Q1 by EMG Motorsport	BEL	Filip Teunens	BEL	Bas Schouten	NLD	Porsche 992 GT3 Cup	CUPPA	3	11	9	1:49.877	0.144	0.080	153.1
4	24	A&P Racing Team PTT Tech Support	POL	Maciej Blazek	POL	Mateusz Lisowski	POL	Porsche 991 GT3 Cup gen 2	CUPPA	4	6	4	1:51.329	1.596	1.452	151.1
5	215	NM Racing Team	ESP	August MacBeth	CHE	Albert Estragues	ESP	Mercedes AMG GT4	CUPAM	1	13	10	1:51.551	1.818	0.222	150.8
6	32	Three Sixty Racing Team	AND	Fernando Fortes	BRA	Stefano Bozzoni	ITA	Porsche 911 GT3 Cup gen 2	CUPAM	2	8	7	1:52.962	3.229	1.411	148.9
7	44	CAME Racing Team	ITA	Eugenio Pisani	ITA	Jan Antoszewski	POL	Porsche 911 GT3 Cup gen 1	CUPPA	5	11	4	1:53.027	3.294	0.065	148.9
8	45	CAME Racing Team	ITA	Mark Speakerwas	ITA	Jan Antoszewski	POL	Porsche 911 GT3 Cup gen 1	CUPPA	6	15	7	1:53.247	3.514	0.220	148.6
9	991	Valluga Racing	GBR	Dino Zamparelli	GBR	Jan Klingenberg	CHE	Porsche 911 GT3 Cup gen 2	CUPPA	7	14	13	1:53.505	3.772	0.258	148.2
10	27	Three Sixty Racing Team	AND	Marcio Mauro	BRA	Oscar Aristot	AND	Porsche 911 GT3 Cup gen 2	CUPAM	3	10	9	1:55.758	6.025	2.253	145.3

*** PENALTIES**

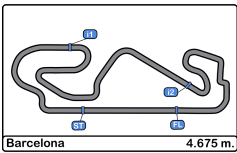
CAR 24 TIME 1:54.555 DELETED TRACK LIMITS AT T 9

Published at:.....

Track Temp: 10.4 °C Air Temp: 10.2 °C Humidity: 75 % Track Status: DRY

Stewards:	Race Director:	Timekeeper: Luis Angel Garcia Nuñez JOB/I-0020-ESP
------------------	-----------------------	--------------------------------------------------------------





Circuito de Barcelona
International GT Open
Qualifying - 2 Driver - 2
Provisional Results by Class



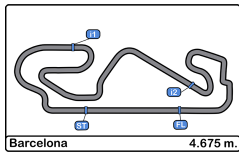
- CAR 5 TIME 1:48.382 DELETED TRACK LIMITS AT T 9
- CAR 32 TIME 1:57.697 DELETED TRACK LIMITS AT T 9
- CAR 5 TIME 1:45.924 DELETED TRACK LIMITS AT T 9
- CAR 17 TIME 1:44.339 DELETED TRACK LIMITS AT T 15 + FOLLOWING LAP
- CAR 44 TIME 1:51.979 DELETED TRACK LIMITS AT T 15 + FOLLOWING LAP
- CAR 17 TIME 4:29.103 DELETED TRACK LIMITS AT T 9
- CAR 9 TIME 1:44.086 DELETED TRACK LIMITS AT T 9
- CAR 63 - DROP OF 3 GRID PLACES FOR RACE 2 - UNSAFE RELEASE

Published at:.....

Track Temp: **10.4 °C** Air Temp: **10.2 °C** Humidity: **75 %** Track Status: **DRY**

Stewards:	Race Director:	Timekeeper: Luis Angel Garcia Nuñez JOB/I-0020-ESP
------------------	-----------------------	--------------------------------------------------------------



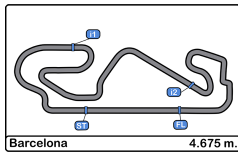


Circuit de Barcelona
International GT Open
Qualifying - 2 Driver - 2
Lap Analysis



5							11								
Stanislaw Jedlinski			Audi R8 GT3 LMS 2018				Jens Reno Moller			Honda NSX GT3 Evo					
AM		Krystian Korzeniewski			Olimp Racing		PROAM		Marcus Paverud			Reno Racing			
Lap	D	Time	Sector 1	Sector 2	Sector 3	T. Spd	Elapsed	Lap	D	Time	Sector 1	Sector 2	Sector 3	T. Spd	Elapsed
1	2	9:02:09.740	9:00:49.144	44.185	36.411	131.2	9:02:09.740	1	2	9:09:44.247	9:08:23.366	43.306	37.575	182.1	9:09:44.247
2	2	1:49.382	30.991	41.819	35.572	259.6	9:03:58.122	2	2	1:46.339	30.509	40.687	35.143	260.2	9:11:30.586
3	2	1:47.415	30.645	41.260	35.510	261.5	9:05:45.537	3	2	1:45.578	30.118	40.245	35.215	262.1	9:13:16.164
4	2	1:46.691	30.345	41.261	35.085	264.0	9:07:32.228	4	2	1:51.074 P	30.262	40.540	40.272	261.5	9:15:07.238
5	2	1:59.228 P	32.617	44.499	42.112	247.7	9:09:31.456	5	2	5:11.363	3:50.096	42.940	38.327	184.3	9:20:18.601
6	2	3:57.671	2:39.738	42.475	35.458	183.6	9:13:29.127	6	2	1:44.216	30.119	39.854	34.243	262.1	9:22:02.817
7	2	1:45.924	29.967	40.919	35.038	262.7	9:15:15.051	7	2	1:48.340	29.786	40.953	37.601	262.1	9:23:51.157
8	2	1:45.259	29.903	40.594	34.762	264.0	9:17:00.310	8	2	1:44.341	30.065	39.843	34.433	262.1	9:25:35.498
9	2	1:54.261 P	29.946	41.837	42.478	264.0	9:18:54.571	9	2	1:54.637 P	30.085	40.175	44.377	262.1	9:27:30.135
10	2	5:09.185	3:44.170	45.911	39.104	183.9	9:24:03.756	15							
11	2	1:47.713	30.083	40.532	37.098	264.0	9:25:51.469	PROAM		Mario Hirsch			Mercedes AMG GT3 - 2020		
12	2	1:45.120	30.074	40.375	34.671	265.3	9:27:36.589	PROAM		Dominik Schraml			Twin Busch by Equipe Vitesse		
Lap	D	Time	Sector 1	Sector 2	Sector 3	T. Spd	Elapsed	Lap	D	Time	Sector 1	Sector 2	Sector 3	T. Spd	Elapsed
13	2	1:44.630	29.827	40.177	34.626	265.3	9:29:21.219	1	2	9:06:57.276	9:05:37.456	43.390	36.430	180.3	9:06:57.276
14	2	2:02.447 P	29.908	42.065	50.474	264.7	9:31:23.666	2	2	1:45.417	30.488	40.569	34.360	258.9	9:08:42.693
7							Brendan Iribe McLaren 720 S GT3								
PROAM		Ollie Millroy			Inception Racing										
Lap	D	Time	Sector 1	Sector 2	Sector 3	T. Spd	Elapsed								
1	2	9:07:27.654	9:06:10.391	41.398	35.865	183.9	9:07:27.654	3	2	1:44.951	29.983	40.284	34.684	259.6	9:10:27.644
2	2	1:46.846	30.810	40.714	35.322	261.5	9:09:14.500	4	2	1:50.225 P	30.242	40.675	39.308	258.9	9:12:17.869
3	2	1:48.511	30.523	40.810	37.178	263.4	9:11:03.011	5	2	6:06.974	4:49.112	42.278	35.584	183.3	9:18:24.843
4	2	1:48.276	30.630	41.777	35.869	262.7	9:12:51.287	6	2	1:46.357	30.685	40.635	35.037	258.9	9:20:11.200
5	2	1:50.724 P	30.302	41.187	39.235	264.7	9:14:42.011	7	2	1:44.824	29.952	40.240	34.632	260.2	9:21:56.024
6	2	6:20.171	4:57.654	40.370	42.147	187.1	9:21:02.182	8	2	1:44.846	29.919	40.202	34.725	259.6	9:23:40.870
7	2	1:43.659	29.849	39.789	34.021	264.0	9:22:45.841	9	2	1:54.620 P	29.962	40.224	44.434	260.2	9:25:35.490
8	2	1:45.468	30.010	39.827	35.631	266.0	9:24:31.309	10	2	3:04.929	1:49.185	40.771	34.973	143.4	9:28:40.419
9	2	1:43.432	29.713	39.573	34.146	265.3	9:26:14.741	11	2	1:44.950	30.009	40.285	34.656	258.3	9:30:25.369
10	2	1:47.079	30.108	40.718	36.253	266.6	9:28:01.820	12	2	1:53.316 P	31.058	41.670	40.588	258.3	9:32:18.685
11	2	1:43.599	29.734	39.548	34.317	265.3	9:29:45.419	17							
12	2	1:47.952 P	29.698	39.651	38.603	265.3	9:31:33.371	PROAM		Gerhard Tweraser			Lamborghini Huracan GT3 EVO		
9							Martin Kodric Mercedes AMG GT3 2020								
PRO		Ethan Simioni			2 Seas Motorsport										
Lap	D	Time	Sector 1	Sector 2	Sector 3	T. Spd	Elapsed	Lap	D	Time	Sector 1	Sector 2	Sector 3	T. Spd	Elapsed
1	2	9:07:25.996	9:06:06.698	41.404	37.894	180.6	9:07:25.996	1	1	9:02:17.251	9:00:58.884	42.388	35.979	109.2	9:02:17.251
2	2	1:46.143	30.464	40.397	35.282	257.7	9:09:12.139	2	1	1:56.697 P	30.719	43.027	42.951	260.8	9:04:13.948
3	2	1:46.546	30.323	41.176	35.047	259.6	9:10:58.685	3	1	8:28.445	7:12.412	40.773	35.260	182.4	9:12:42.393
4	2	1:50.980	30.501	40.976	39.503	254.7	9:12:49.665	4	1	1:44.682	30.095	40.300	34.287	260.2	9:14:27.075
5	2	1:47.444	30.469	40.764	36.211	260.8	9:14:37.109	5	1	1:44.339	29.909	40.104	34.326	260.2	9:16:11.414
6	2	1:49.703 P	30.743	40.412	38.548	258.9	9:16:26.812	6	1	1:52.914 P	30.039	40.244	42.631	263.4	9:18:04.328
7	2	7:50.430	6:30.396	40.698	39.336	181.5	9:24:17.242	7	1	1:29.103	3:08.341	40.829	39.933	183.6	9:22:33.431
8	2	1:44.086	30.014	39.921	34.151	258.9	9:26:01.328	8	1	1:45.137	30.244	40.552	34.341	260.8	9:24:18.568
9	2	1:43.922	29.822	39.755	34.345	256.5	9:27:45.250	9	1	1:44.740	30.023	40.363	34.354	264.0	9:26:03.308
10	2	1:43.791	29.788	39.638	34.365	260.8	9:29:29.041	10	1	1:44.370	29.909	39.913	34.548	264.0	9:27:47.678
11	2	1:43.762	29.680	39.681	34.401	260.8	9:31:12.803	11	1	1:44.278	29.860	39.932	34.486	264.7	9:29:31.956
12	2	2:05.247 P	31.819	43.489	49.939	256.5	9:33:18.050	12	1	1:43.801	29.646	39.898	34.257	264.7	9:31:15.757
							19								
PRO		Baptiste Moulin			Lamborghini Huracan GT3 EVO										
PRO		Yuki Nemoto			Vincenzo Sospiri Racing										
Lap	D	Time	Sector 1	Sector 2	Sector 3	T. Spd	Elapsed	Lap	D	Time	Sector 1	Sector 2	Sector 3	T. Spd	Elapsed
1	1	9:07:46.345	9:06:26.563	43.154	36.628	179.4	9:07:46.345	1	1	1:48.645	31.159	41.922	35.564	258.3	9:09:34.990
2	1	1:48.645	31.159	41.922	35.564	258.3	9:09:34.990	3	1	1:46.989	30.759	40.898	35.332	260.8	9:11:21.979
3	1	1:46.989	30.759	40.898	35.332	260.8	9:11:21.979	4	1	1:51.088 P	30.753	40.831	39.504	262.1	9:13:13.067
4	1	1:51.088 P	30.753	40.831	39.504	262.1	9:13:13.067	5	1	6:22.352	5:06.890	40.815	34.647	184.6	9:19:35.419
5	1	6:22.352	5:06.890	40.815	34.647	184.6	9:19:35.419	6	1	1:44.700	29.881	40.207	34.612	261.5	9:21:20.119
6	1	1:44.700	29.881	40.207	34.612	261.5	9:21:20.119	7	1	1:52.542	29.901	40.098	42.543	262.1	9:23:12.661
7	1	1:52.542	29.901	40.098	42.543	262.1	9:23:12.661	8	1	1:44.669	29.927	40.000	34.742	262.7	9:24:57.330
8	1	1:44.669	29.927	40.000	34.742	262.7	9:24:57.330	9	1	1:54.136 P	30.586	42.022	41.528	266.0	9:26:51.466
9	1	1:54.136 P	30.586	42.022	41.528	266.0	9:26:51.466								





Circuit de Barcelona
International GT Open
Qualifying - 2 Driver - 2
Lap Analysis



22 Shaun Balfe Audi R8 GT3 LMS 2019 **44** Eugenio Pisani Porsche 911 GT3 Cup gen 1
 PROAM Adam Carroll Balfe Motorsport CUPPA Stefano Bozzoni CAME Racing Team

Lap	D	Time	Sector 1	Sector 2	Sector 3	T. Spd	Elapsed	Lap	D	Time	Sector 1	Sector 2	Sector 3	T. Spd	Elapsed
1	2	9:02:54.563	9:01:33.980	43.882	36.701	179.1	9:02:54.563	1	1	9:02:29.189	9:00:55.909	50.952	42.328	127.9	9:02:29.189
2	2	1:50.571	32.080	42.836	35.655	254.7	9:04:45.134	2	1	2:06.070 P	35.467	45.747	44.856	244.8	9:04:35.259
3	2	1:45.147	30.032	40.286	34.829	260.8	9:06:30.281	3	1	2:31.303	1:09.159	44.372	37.772	172.2	9:07:06.562
4	2	1:44.931	29.943	40.134	34.854	260.2	9:08:15.212	4	1	1:53.027	32.351	43.277	37.399	250.0	9:08:59.589
5	2	1:44.804	30.023	40.283	34.498	260.2	9:10:00.016	5	1	1:59.448 P	32.236	43.478	43.734	252.3	9:10:59.037
6	2	1:55.288 P	29.916	40.110	45.262	261.5	9:11:55.304	6	1	3:56.136	2:16.493	57.614	42.029	90.6	9:14:55.173
7	2	5:29.331	4:12.829	41.305	35.197	182.7	9:17:24.635	7	1	2:01.873	36.248	46.364	39.261	196.0	9:16:57.046
8	2	1:49.534 P	30.003	40.457	39.074	262.7	9:19:14.169	8	1	1:55.556	32.172	43.587	39.797	251.1	9:18:52.602
9	2	5:06.910	3:48.428	42.553	35.929	184.6	9:24:21.079	9	1	1:54.979	31.990	42.955	37.034	252.9	9:20:44.581
10	2	1:43.927	29.805	39.821	34.301	263.4	9:26:05.006	10	1	1:54.444	31.820	42.880	36.711	251.7	9:22:35.992
11	2	1:49.839	29.614	41.687	38.538	265.3	9:27:54.845	11	1	2:05.545 P	32.046	45.808	47.691	253.5	9:24:41.537
12	2	1:44.058	29.708	40.114	34.236	260.8	9:29:38.903	45 Mark Speakerwas Porsche 911 GT3 Cup gen 1							
13	2	1:44.036	29.676	40.051	34.309	262.1	9:31:22.939	CUPPA Jan Antoszewski CAME Racing Team							
14	2	2:04.035 P	34.374	46.327	43.334	215.5	9:33:26.974	Lap D Time Sector 1 Sector 2 Sector 3 T. Spd Elapsed							

24 Maciej Blazek Porsche 991 GT3 Cup gen 2
 CUPPA Mateusz Lisowski A&P Racing Team PTT Tech

Lap	D	Time	Sector 1	Sector 2	Sector 3	T. Spd	Elapsed	Lap	D	Time	Sector 1	Sector 2	Sector 3	T. Spd	Elapsed
1	2	9:02:24.793	9:01:00.535	45.937	38.321	107.0	9:02:24.793	1	1	9:02:55.030	9:01:09.275	59.848	45.907	108.0	9:02:55.030
2	2	1:54.555	33.124	43.935	37.496	248.8	9:04:19.348	2	1	2:06.242	37.532	48.733	39.977	228.8	9:05:01.272
3	2	1:51.988	32.424	42.929	36.635	252.3	9:06:11.336	3	1	1:57.604	33.770	44.900	38.934	245.4	9:06:58.876
4	2	1:51.329	32.176	42.667	36.486	253.5	9:08:02.665	4	1	1:55.619	32.802	45.204	37.613	250.5	9:08:54.495
5	2	1:59.410 P	32.110	42.844	44.456	254.7	9:10:02.075	5	1	1:53.989	32.654	44.197	37.138	248.2	9:10:48.484
6	2	5:41.907 P	4:11.552	48.120	42.235	133.8	9:15:43.982	6	1	1:55.193	32.825	44.043	38.325	249.4	9:12:43.677
								7	1	1:53.247	32.684	43.428	37.135	250.5	9:14:36.924
								8	1	2:01.573 P	33.181	45.635	42.757	250.0	9:16:38.497
								9	1	3:41.875	2:17.347	45.805	38.723	164.8	9:20:20.372
								10	1	2:05.128	32.425	43.673	49.030	250.5	9:22:25.500
								11	1	1:58.455	34.752	45.534	38.169	249.4	9:24:23.955
								12	1	1:57.659	32.461	43.689	41.509	251.1	9:26:21.614
								13	1	1:55.413	33.022	44.240	38.151	250.5	9:28:17.027
								14	1	1:53.678	32.417	43.550	37.711	251.1	9:30:10.705
								15	1	2:37.825 P	40.257	1:03.743	53.825	238.9	9:32:48.530

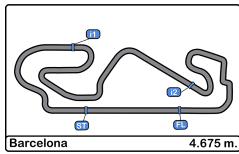
27 Marcio Mauro Porsche 911 GT3 Cup gen 2
 CUPAM Oscar Aristot Three Sixty Racing Team

Lap	D	Time	Sector 1	Sector 2	Sector 3	T. Spd	Elapsed	Lap	D	Time	Sector 1	Sector 2	Sector 3	T. Spd	Elapsed
1	2	9:04:23.306	9:02:36.680	1:00.531	46.095	116.5	9:04:23.306	47 Loris Spinelli Mercedes AMG GT3 - 2020							
2	2	2:09.015	37.857	48.783	42.375	243.2	9:06:32.321	PROAM Florian Scholze AKM Motorsport							
3	2	2:14.956 P	36.888	47.264	50.804	246.5	9:08:47.277	Lap D Time Sector 1 Sector 2 Sector 3 T. Spd Elapsed							
4	2	4:09.596	2:42.452	47.110	40.034	170.3	9:12:56.873	1	1	9:06:55.956	9:05:36.601	43.544	35.811	165.6	9:06:55.956
5	2	1:58.929	33.869	45.647	39.413	248.2	9:14:55.802	2	1	1:44.124	29.785	39.649	34.690	259.6	9:08:40.080
6	2	1:57.001	33.369	45.098	38.534	251.1	9:16:52.803	3	1	1:43.599	29.575	39.778	34.246	259.6	9:10:23.679
7	2	1:57.239	33.570	44.794	38.875	249.4	9:18:50.042	4	1	1:50.602 P	29.843	40.910	39.849	260.2	9:12:14.281
8	2	1:56.670	33.166	44.395	39.109	248.8	9:20:46.712	5	1	5:08.564	3:52.419	41.476	34.669	183.6	9:17:22.845
9	2	1:55.758	33.151	44.353	38.254	250.5	9:22:42.470	6	1	1:44.496	29.896	40.031	34.569	258.3	9:19:07.341
10	2	2:05.688 P	34.264	44.985	46.439	251.7	9:24:48.158	7	1	1:51.415 P	29.870	40.255	41.290	260.8	9:20:58.756

32 Fernando Fortes Porsche 911 GT3 Cup gen 2
 CUPAM Three Sixty Racing Team

Lap	D	Time	Sector 1	Sector 2	Sector 3	T. Spd	Elapsed	Lap	D	Time	Sector 1	Sector 2	Sector 3	T. Spd	Elapsed
1		9:03:22.567	9:01:40.392	56.734	45.441	115.8	9:03:22.567	8	1	4:58.369	3:38.284	41.765	38.320	184.3	9:25:57.125
2		2:14.505	41.748	50.132	42.625	179.7	9:05:37.072	9	1	1:44.977	29.670	39.937	35.370	260.8	9:27:42.102
3		2:18.084 P	39.840	48.092	50.152	180.3	9:07:55.156	10	1	1:43.498	29.674	39.615	34.209	262.1	9:29:25.600
4		4:02.731	2:39.824	44.393	38.514	167.1	9:11:57.887	11	1	1:43.597	29.645	39.590	34.362	262.1	9:31:09.197
5		1:57.697	32.817	45.605	39.275	249.4	9:13:55.584	12	1	1:56.285 P	33.790	41.612	40.883	216.8	9:33:05.482
6		1:53.940	32.845	43.584	37.511	248.8	9:15:49.524								
7		1:52.962	32.589	43.419	36.954	250.0	9:17:42.486								
8		2:23.513 P	32.378	55.662	55.473	251.7	9:20:05.999								





Circuit de Barcelona
International GT Open
Qualifying - 2 Driver - 2
Lap Analysis



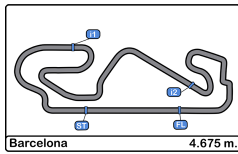
50							53									
CUPPA			Filip Teunkens				Porsche 992 GT3 Cup			CUPPA			Nicolas Vandierendonck			
Bas Schouten			Q1 by EMG Motorsport				Dirk Schouten			Q1 by EMG Motorsport						
Lap	D	Time	Sector 1	Sector 2	Sector 3	T. Spd	Elapsed	Lap	D	Time	Sector 1	Sector 2	Sector 3	T. Spd	Elapsed	
1	2	9:02:17.013	9:00:47.587	49.324	40.102	152.3	9:02:17.013	1	2	9:02:11.250	9:00:41.263	48.514	41.473	163.8	9:02:11.250	
2	2	1:56.734	34.291	44.980	37.463	247.7	9:04:13.747	2	2	1:58.377	34.141	45.301	38.935	245.4	9:04:09.627	
3	2	1:52.878	32.770	43.324	36.784	248.8	9:06:06.625	3	2	1:53.305	32.870	43.416	37.019	249.4	9:06:02.932	
4	2	1:51.802	32.362	43.005	36.435	250.5	9:07:58.427	4	2	1:52.193	32.315	42.955	36.923	249.4	9:07:55.125	
5	2	1:56.308 P	32.437	42.829	41.042	251.7	9:09:54.735	5	2	1:51.776	32.353	42.822	36.601	251.1	9:09:46.901	
6	2	3:45.883	2:24.878	44.232	36.773	174.1	9:13:40.618	6	2	1:51.654	32.213	42.909	36.532	251.1	9:11:38.555	
7	2	1:53.369	33.209	43.878	36.282	248.8	9:15:33.987	7	2	1:56.292 P	32.287	42.989	41.016	250.5	9:13:34.847	
8	2	1:50.532	31.882	42.368	36.282	250.0	9:17:24.519	8	2	4:01.574	2:42.524	42.664	36.386	173.0	9:17:36.421	
9	2	1:49.877	31.724	42.030	36.123	253.5	9:19:14.396	9	2	1:49.733	31.759	41.836	36.138	250.0	9:19:26.154	
10	2	1:50.193	31.904	42.311	35.978	251.7	9:21:04.589	10	2	1:49.889	31.722	42.139	36.028	250.5	9:21:16.043	
11	2	2:07.140 P	35.248	46.797	45.095	215.5	9:23:11.729	11	2	1:49.933	31.683	42.090	36.160	251.1	9:23:05.976	
								12	2	2:00.333 P	33.689	45.451	41.193	252.9	9:25:06.309	

51							54									
AM			Oswaldo Negri				Ferrari 488 GT3 MY2020			CUPPA			Jan Laurysen			
Jay Schreiberman			AF Corse				Porsche 992 GT3 Cup			Q1 by EMG Motorsport						
Lap	D	Time	Sector 1	Sector 2	Sector 3	T. Spd	Elapsed	Lap	D	Time	Sector 1	Sector 2	Sector 3	T. Spd	Elapsed	
1	1	9:02:14.947	9:00:51.840	44.902	38.205	140.2	9:02:14.947	1	1	9:02:16.412	9:00:45.959	49.096	41.357	147.5	9:02:16.412	
2	1	1:52.307	31.731	43.834	36.742	258.3	9:04:07.254	2	1	1:58.163	34.483	45.086	38.594	244.3	9:04:14.575	
3	1	1:48.275	31.003	41.534	35.738	253.5	9:05:55.529	3	1	1:53.653	32.778	43.780	37.095	248.8	9:06:08.228	
4	1	1:47.391	30.632	41.116	35.643	258.3	9:07:42.920	4	1	1:52.230	32.394	43.115	36.721	248.8	9:08:00.458	
5	1	1:46.809	30.427	41.013	35.369	257.1	9:09:29.729	5	1	1:56.584 P	32.293	42.770	41.521	250.5	9:09:57.042	
6	1	1:57.719 P	30.896	43.577	43.246	261.5	9:11:27.448	6	1	6:12.421	4:50.454	44.552	37.415	147.9	9:16:09.463	
7	1	4:00.967	2:45.017	40.770	35.180	183.0	9:15:28.415	7	1	1:51.291	32.326	42.625	36.340	247.7	9:18:00.754	
8	1	1:45.949	30.249	40.562	35.138	258.9	9:17:14.364	8	1	1:50.783	31.936	42.445	36.402	248.2	9:19:51.537	
9	1	1:47.469	30.342	41.831	35.296	258.3	9:19:01.833	9	1	1:50.209	31.689	42.479	36.041	249.4	9:21:41.746	
10	1	1:50.690	30.517	43.836	36.337	262.1	9:20:52.523	10	1	1:50.029	31.830	42.141	36.058	250.0	9:23:31.775	
11	1	1:47.721	30.335	41.292	36.094	260.8	9:22:40.244	11	1	1:49.797	31.540	42.275	35.982	249.4	9:25:21.572	
12	1	1:59.598 P	30.241	42.094	47.263	262.7	9:24:39.842	12	1	2:10.351 P	34.681	47.264	48.406	222.2	9:27:31.923	

52							63									
PROAM			Cedric Sbirrazzuoli				Ferrari 488 GT3 MY2020			PRO			Michele Beretta			
Hugo Delacour			AF Corse				Lamborghini Huracan GT3 EVO			Frederik Schandorff						
Vincenzo Sospiri Racing																
Lap	D	Time	Sector 1	Sector 2	Sector 3	T. Spd	Elapsed	Lap	D	Time	Sector 1	Sector 2	Sector 3	T. Spd	Elapsed	
1	2	9:03:00.689	9:01:38.844	45.256	36.589	179.4	9:03:00.689	1	1	9:19:37.569	9:18:17.912	43.579	36.078	179.1	9:19:37.569	
2	2	1:48.370	31.132	41.547	35.691	258.3	9:04:49.059	2	1	1:47.751	31.302	41.516	34.933	260.2	9:21:25.320	
3	2	1:47.103	30.598	41.022	35.483	260.8	9:06:36.162	3	1	1:45.811	30.613	40.516	34.682	260.8	9:23:11.131	
4	2	1:46.463	30.422	40.766	35.275	263.4	9:08:22.625	4	1	1:45.060	30.137	40.220	34.703	263.4	9:24:56.191	
5	2	1:56.596 P	30.160	42.072	44.364	262.1	9:10:19.221	5	1	1:44.864	30.016	40.207	34.641	264.7	9:26:41.055	
6	2	4:22.264	3:04.445	41.908	35.911	184.6	9:14:41.485	6	1	1:44.427	29.899	40.032	34.496	262.1	9:28:25.482	
7	2	1:46.612	30.513	40.803	35.296	260.2	9:16:28.097	7	1	1:55.873 P	30.092	41.256	44.525	262.7	9:30:21.355	
8	2	1:46.047	30.258	40.564	35.225	260.2	9:18:14.144									
9	2	1:45.724	30.201	40.471	35.052	262.7	9:19:59.868									
10	2	1:45.870	30.083	40.726	35.061	262.1	9:21:45.738									
11	2	1:58.707 P	30.424	45.138	43.145	262.1	9:23:44.445									

72							
PROAM			Nick Moss				
Joe Osborne			McLaren 720 S GT3				
Inception Racing							
Lap	D	Time	Sector 1	Sector 2	Sector 3	T. Spd	Elapsed
1	2	9:07:22.490	9:06:03.436	42.585	36.469	184.9	9:07:22.490
2	2	1:43.942	29.801	39.615	34.526	262.7	9:09:06.432
3	2	1:55.174	29.806	39.879	45.489	263.4	9:11:01.606
4	2	1:54.456 P	30.158	44.939	39.359	263.4	9:12:56.062
5	2	12:50.507	11:33.961	42.250	34.296	186.5	9:25:46.569
6	2	1:43.085	29.687	39.512	33.886	264.0	9:27:29.654
7	2	1:43.303	29.676	39.600	34.027	262.7	9:29:12.957
8	2	1:59.888 P	29.769	39.618	50.501	263.4	9:31:12.845



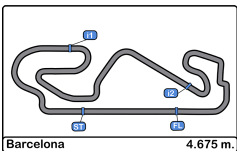


Circuit de Barcelona
International GT Open
Qualifying - 2 Driver - 2
Lap Analysis



77							215								
Al Faisal Al Zubair			Porsche 911 GT3-R II 2019				August MacBeth			Mercedes AMG GT4					
PRO Andy Soucek			Lechner Racing				CUPAM			Albert Estragues NM Racing Team					
Lap	D	Time	Sector 1	Sector 2	Sector 3	T. Spd	Elapsed	Lap	D	Time	Sector 1	Sector 2	Sector 3	T. Spd	Elapsed
1	2	9:17:28.397	9:16:11.858	41.440	35.099	183.6	9:17:28.397	1	2	9:03:13.024	9:01:27.342	1:00.221	45.461	95.4	9:03:13.024
2	2	1:46.411	30.464	40.735	35.212	259.6	9:19:14.808	2	2	2:04.517	36.934	47.719	39.864	240.0	9:05:17.541
3	2	1:44.667	30.081	40.269	34.317	262.7	9:20:59.475	3	2	1:56.012	33.730	44.346	37.936	244.8	9:07:13.553
4	2	1:44.415	30.143	39.937	34.335	259.6	9:22:43.890	4	2	1:54.817	32.965	43.950	37.902	248.2	9:09:08.370
5	2	1:50.053	30.575	43.429	36.049	262.1	9:24:33.943	5	2	2:02.747 P	33.019	43.996	45.732	248.8	9:11:11.117
6	2	1:44.479	30.159	40.018	34.302	259.6	9:26:18.422	6	2	5:55.148	4:05.607	58.633	50.908	104.5	9:17:06.265
7	2	1:44.640	29.966	40.388	34.286	261.5	9:28:03.062	7	2	2:10.846	37.498	50.033	43.315	220.8	9:19:17.111
8	2	1:44.184	29.979	39.968	34.237	260.2	9:29:47.246	8	2	1:54.398	33.273	43.736	37.389	253.5	9:21:11.509
9	2	1:58.626 P	34.724	43.069	40.833	226.4	9:31:45.872	9	2	1:52.643	32.496	42.856	37.291	254.7	9:23:04.152
87							777								
Jim Pla			Mercedes AMG GT3 - 2020				Marcin Jedlinski			Mercedes AMG GT3 - 2020					
PRO Thomas Drouet			AKKA ASP				PROAM Karol Basz			Olimp Racing					
Lap	D	Time	Sector 1	Sector 2	Sector 3	T. Spd	Elapsed	Lap	D	Time	Sector 1	Sector 2	Sector 3	T. Spd	Elapsed
1	2	9:02:06.976 P	9:00:39.366	44.613	42.997	173.6	9:02:06.976	1	2	9:02:44.741	9:01:25.577	42.128	37.036	117.6	9:02:44.741
2	2	4:25.840	3:03.257	46.963	35.620	163.3	9:06:32.816	2	2	1:54.001	31.648	40.287	42.066	257.7	9:04:38.742
3	2	1:44.008	30.089	39.830	34.089	258.3	9:08:16.824	3	2	1:45.017	30.027	40.526	34.464	258.9	9:06:23.759
4	2	1:43.923	29.916	39.731	34.276	258.9	9:10:00.747	4	2	1:44.788	30.066	40.202	34.520	260.2	9:08:08.547
5	2	1:55.567 P	29.927	41.385	44.255	258.9	9:11:56.314	5	2	1:51.167 P	30.127	40.470	40.570	261.5	9:09:59.714
6	2	12:06.356	10:41.720	45.914	38.722	181.5	9:24:02.670	6	2	10:08.436	8:47.361	44.639	36.436	183.6	9:20:08.150
7	2	1:46.090	30.112	41.045	34.933	256.5	9:25:48.760	7	2	1:43.775	29.773	39.874	34.128	258.9	9:21:51.925
8	2	1:43.383	29.775	39.519	34.089	258.9	9:27:32.143	8	2	1:43.852	29.832	39.710	34.310	259.6	9:23:35.777
9	2	1:43.198	29.664	39.578	33.956	258.3	9:29:15.341	9	2	1:54.167	29.858	44.450	39.859	260.2	9:25:29.944
10	2	2:03.649 P	31.722	44.741	47.186	258.9	9:31:18.990	10	2	1:52.248 P	30.114	41.280	40.854	258.9	9:27:22.192
93							991								
Daniel Diaz-Varela			Mercedes AMG GT3 - 2020				Dino Zamparelli			Porsche 911 GT3 Cup gen 2					
AM Jaume Font			Baporo Motorsport				CUPPA Jan Klingenberg			Valluga Racing					
Lap	D	Time	Sector 1	Sector 2	Sector 3	T. Spd	Elapsed	Lap	D	Time	Sector 1	Sector 2	Sector 3	T. Spd	Elapsed
1	1	9:02:38.666	9:01:07.902	51.506	39.258	138.9	9:02:38.666	1	2	9:03:19.683	9:01:36.934	57.694	45.055	101.6	9:03:19.683
2	1	1:50.771	31.380	41.319	38.072	254.7	9:04:29.437	2	2	2:07.185	38.271	48.629	40.285	212.5	9:05:26.868
3	1	1:52.090	30.656	41.023	40.411	257.1	9:06:21.527	3	2	2:02.888	34.389	46.315	42.184	247.7	9:07:29.756
4	1	1:46.092	30.634	40.576	34.882	257.7	9:08:07.619	4	2	1:56.439	33.747	44.639	38.053	248.2	9:09:26.195
5	1	1:46.286	30.437	40.679	35.170	258.9	9:09:53.905	5	2	1:54.518	32.784	44.188	37.546	250.5	9:11:20.713
6	1	1:59.509 P	30.589	40.863	48.057	257.7	9:11:53.414	6	2	1:57.307	33.668	43.747	39.892	251.1	9:13:18.020
7	1	7:52.052	6:33.066	42.918	36.068	171.7	9:19:45.466	7	2	1:54.130	32.748	43.685	37.697	252.3	9:15:12.150
8	1	1:45.484	30.474	40.437	34.573	257.7	9:21:30.950	8	2	1:54.486	32.691	44.113	37.682	251.1	9:17:06.636
9	1	1:45.530	30.308	40.559	34.663	258.3	9:23:16.480	9	2	1:53.553	32.541	43.373	37.639	252.3	9:19:00.189
10	1	1:45.784	30.191	40.243	35.350	259.6	9:25:02.264	10	2	2:08.395 P	32.742	43.614	52.039	252.9	9:21:08.584
11	1	1:57.411 P	30.370	40.432	46.609	258.3	9:26:59.675	11	2	5:03.643	3:37.407	48.283	37.953	167.9	9:26:12.227
97							13								
Michael Dinan			Aston Martin GT3 AMR MY2019				1:53.505			32.605					
PRO Robby Foley			TF Sport				2:05.687 P			32.623					
Lap	D	Time	Sector 1	Sector 2	Sector 3	T. Spd	Elapsed	Lap	D	Time	Sector 1	Sector 2	Sector 3	T. Spd	Elapsed
1	2	9:03:00.034	9:01:23.796	54.886	41.352	89.5	9:03:00.034	12	2	1:56.171	32.809	45.286	38.076	252.3	9:28:08.398
2	2	2:01.969 P	34.833	44.138	42.998	226.8	9:05:02.003	13	2	1:53.505	32.605	43.591	37.309	252.3	9:30:01.903
3	2	2:51.487	1:34.625	41.431	35.431	181.8	9:07:53.490	14	2	2:05.687 P	32.623	43.459	49.605	252.3	9:32:07.590
4	2	1:44.564	30.034	40.161	34.369	259.6	9:09:38.054								
5	2	1:44.401	29.765	40.044	34.592	260.8	9:11:22.455								
6	2	1:50.319	30.533	41.112	38.674	263.4	9:13:12.774								
7	2	1:49.658 P	29.989	40.090	39.579	259.6	9:15:02.432								
8	2	7:56.499	6:27.695	47.534	41.270	171.4	9:22:58.931								
9	2	1:52.396	31.462	43.445	37.489	258.9	9:24:51.327								
10	2	1:43.955	29.819	39.931	34.205	259.6	9:26:35.282								
11	2	1:43.706	29.654	39.793	34.259	260.8	9:28:18.988								
12	2	1:53.752 P	30.377	41.035	42.340	262.7	9:30:12.740								



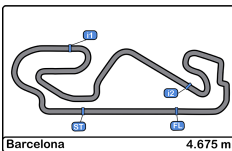


Circuito de Barcelona
International GT Open
Qualifying - 2 Driver - 2
Best Sectors Results



Sector - 1				Sector - 2				Sector - 3				Ideal Lap vs Best Lap				
Clas	Nº	Driver	Time	Nº	Driver	Time	Nº	Driver	Time	Clas	Nº	Driver	Ideal Lap	Best Lap	Clas	
1	47	Loris Spinelli	29.575	72	Joe Osborne	39.512	72	Joe Osborne	33.886	1	72	Joe Osborne	1:43.074	1:43.085	1	
2	22	Adam Carroll	29.614	87	Thomas Drouet	39.519	87	Thomas Drouet	33.956	2	87	Thomas Drouet	1:43.139	1:43.198	2	
3	17	Gerhard Tweraser	29.646	7	Ollie Millroy	39.548	7	Ollie Millroy	34.021	3	7	Ollie Millroy	1:43.267	1:43.432	3	
4	97	Robby Foley	29.654	47	Loris Spinelli	39.590	777	Karol Basz	34.128	4	47	Loris Spinelli	1:43.374	1:43.498	4	
5	87	Thomas Drouet	29.664	9	Ethan Simioni	39.638	9	Ethan Simioni	34.151	5	9	Ethan Simioni	1:43.469	1:43.762	6	
6	72	Joe Osborne	29.676	777	Karol Basz	39.710	97	Robby Foley	34.205	6	777	Karol Basz	1:43.611	1:43.775	7	
7	9	Ethan Simioni	29.680	97	Robby Foley	39.793	47	Loris Spinelli	34.209	7	97	Robby Foley	1:43.652	1:43.706	5	
8	7	Ollie Millroy	29.698	22	Adam Carroll	39.821	22	Adam Carroll	34.236	8	22	Adam Carroll	1:43.671	1:43.927	9	
9	777	Karol Basz	29.773	11	Marcus Paverud	39.843	77	Andy Soucek	34.237	9	17	Gerhard Tweraser	1:43.801	1:43.801	8	
10	11	Marcus Paverud	29.786	17	Gerhard Tweraser	39.898	11	Marcus Paverud	34.243	10	11	Marcus Paverud	1:43.872	1:44.216	11	
11	5	Krystian Korzeniowski	29.827	77	Andy Soucek	39.937	17	Gerhard Tweraser	34.257	11	77	Andy Soucek	1:44.140	1:44.184	10	
12	19	Baptiste Moulin	29.881	19	Baptiste Moulin	40.000	15	Dominik Schraml	34.360	12	63	Michele Beretta	1:44.427	1:44.427	12	
13	63	Michele Beretta	29.899	63	Michele Beretta	40.032	63	Michele Beretta	34.496	13	15	Dominik Schraml	1:44.481	1:44.824	15	
14	15	Dominik Schraml	29.919	5	Krystian Korzeniowski	40.177	93	Daniel Diaz-Varela	34.573	14	19	Baptiste Moulin	1:44.493	1:44.669	14	
15	77	Andy Soucek	29.966	15	Dominik Schraml	40.202	19	Baptiste Moulin	34.612	15	5	Krystian Korzeniowski	1:44.630	1:44.630	13	
16	52	Hugo Delacour	30.083	93	Daniel Diaz-Varela	40.243	5	Krystian Korzeniowski	34.626	16	93	Daniel Diaz-Varela	1:45.007	1:45.484	16	
17	93	Daniel Diaz-Varela	30.191	52	Hugo Delacour	40.471	52	Hugo Delacour	35.052	17	52	Hugo Delacour	1:45.606	1:45.724	17	
18	51	Oswaldo Negri	30.241	51	Oswaldo Negri	40.562	51	Oswaldo Negri	35.138	18	51	Oswaldo Negri	1:45.941	1:45.949	18	
19	54	Jan Laurysen	31.540	53	Dirk Schouten	41.836	50	Bas Schouten	35.978	19	53	Dirk Schouten	1:49.547	1:49.733	19	
20	53	Dirk Schouten	31.683	50	Bas Schouten	42.030	54	Jan Laurysen	35.982	20	54	Jan Laurysen	1:49.663	1:49.797	20	
21	50	Bas Schouten	31.724	54	Jan Laurysen	42.141	53	Dirk Schouten	36.028	21	50	Bas Schouten	1:49.732	1:49.877	21	
22	44	Eugenio Pisani	31.820	24	Mateusz Lisowski	42.667	24	Mateusz Lisowski	36.486	22	24	Mateusz Lisowski	1:51.263	1:51.329	22	
23	215	Albert Estragues	32.066	215	Albert Estragues	42.709	215	Albert Estragues	36.504	23	215	Albert Estragues	1:51.279	1:51.551	23	
24	24	Mateusz Lisowski	32.110	44	Eugenio Pisani	42.880	44	Eugenio Pisani	36.711	24	44	Eugenio Pisani	1:51.411	1:53.027	25	
25	32	Fernando Fortes	32.378	991	Jan Klingelberg	43.373	32	Fernando Fortes	36.954	25	32	Fernando Fortes	1:52.751	1:52.962	24	
26	45	Mark Speakerwas	32.417	32	Fernando Fortes	43.419	45	Mark Speakerwas	37.135	26	45	Mark Speakerwas	1:52.980	1:53.247	26	
27	991	Jan Klingelberg	32.541	45	Mark Speakerwas	43.428	991	Jan Klingelberg	37.309	27	991	Jan Klingelberg	1:53.223	1:53.505	27	
28	27	Oscar Aristot	33.151	27	Oscar Aristot	44.353	27	Oscar Aristot	38.254	28	27	Oscar Aristot	1:55.758	1:55.758	28	



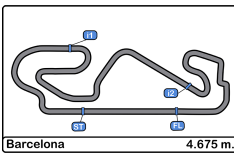


Circuito de Barcelona
International GT Open
Qualifying - 2 Driver - 2
Best 5 Lap Times



Cl	N°	Entrant/Team	Nat	Driver 1	Nat	Driver 2	Nat	Vehicle	Cat	Cl	Best 1		Best 2		Best 3		Best 4		Best 5	
											Time	Lap	Time	Lap	Time	Lap	Time	Lap	Time	Lap
1	72	Inception Racing	GBR	Nick Moss	GBR	Joe Osborne	GBR	McLaren 720 S GT3	PROAM	1	1:43.085	6	1:43.303	7	1:43.942	2	1:54.456	4	1:55.174	3
2	87	AKKA ASP	FRA	Jim Pla	FRA	Thomas Drouet	FRA	Mercedes AMG GT3 - 2020	PRO	1	1:43.198	9	1:43.383	8	1:43.923	4	1:44.008	3	1:46.090	7
3	7	Inception Racing	GBR	Brendan Iribe	USA	Ollie Millroy	GBR	McLaren 720 S GT3	PROAM	2	1:43.432	9	1:43.599	11	1:43.659	7	1:45.468	8	1:46.846	2
4	47	AKM Motorsport	GBR	Loris Spinelli	ITA	Florian Scholze	DEU	Mercedes AMG GT3 - 2020	PROAM	3	1:43.498	10	1:43.597	11	1:43.599	3	1:44.124	2	1:44.496	6
5	97	TF Sport	GBR	Michael Dinan	USA	Robby Foley	USA	Aston Martin GT3 AMR MY2019	PRO	2	1:43.706	11	1:43.955	10	1:44.401	5	1:44.564	4	1:49.658	7
6	9	2 Seas Motorsport	BHR	Martin Kodric	HRV	Ethan Simioni	CAN	Mercedes AMG GT3 2020	PRO	3	1:43.762	11	1:43.791	10	1:43.922	9	1:46.143	2	1:46.546	3
7	777	Olimp Racing	POL	Marcin Jedlinski	POL	Karol Basz	POL	Mercedes AMG GT3 - 2020	PROAM	4	1:43.775	7	1:43.852	8	1:44.788	4	1:45.017	3	1:51.167	5
8	17	HP Racing International	DEU	Gerhard Tweraser	AUT	Jan Seyffert	DEU	Lamborghini Huracan GT3 EVO	PROAM	5	1:43.801	12	1:44.278	11	1:44.370	10	1:44.682	4	1:44.740	9
9	22	Balfe Motorsport	GBR	Shaun Balfe	GBR	Adam Carroll	GBR	Audi R8 GT3 LMS 2019	PROAM	6	1:43.927	10	1:44.036	13	1:44.058	12	1:44.804	5	1:44.931	4
10	77	Lechner Racing	AUT	Al Faisal Al Zubair	CAN	Andy Soucek	ESP	Porsche 911 GT3-R II 2019	PRO	4	1:44.184	8	1:44.415	4	1:44.479	6	1:44.640	7	1:44.667	3
11	11	Reno Racing	DNK	Jens Reno Moller	DNK	Marcus Paverud	NOR	Honda NSX GT3 Evo	PROAM	7	1:44.216	6	1:44.341	8	1:45.578	3	1:46.339	2	1:48.340	7
12	63	Vincenzo Sospiri Racing	ITA	Michele Beretta	ITA	Frederik Schandorff	DNK	Lamborghini Huracan GT3 EVO	PRO	5	1:44.427	6	1:44.864	5	1:45.060	4	1:45.811	3	1:47.751	2
13	5	Olimp Racing	POL	Stanislaw Jedlinski	POL	Krystian Korzeniowski	POL	Audi R8 GT3 LMS 2018	AM	1	1:44.630	13	1:45.120	12	1:45.259	8	1:46.691	4	1:47.415	3
14	19	Vincenzo Sospiri Racing	ITA	Baptiste Moulin	BEL	Yuki Nemoto	JPN	Lamborghini Huracan GT3 EVO	PRO	6	1:44.669	8	1:44.700	6	1:46.989	3	1:48.645	2	1:51.088	4
15	15	Twin Busch by Equipe Vitesse	DEU	Mario Hirsch	DEU	Dominik Schraml	DEU	Mercedes AMG GT3 - 2020	PROAM	8	1:44.824	7	1:44.846	8	1:44.950	11	1:44.951	3	1:45.417	2
16	93	Baporo Motorsport	ESP	Daniel Diaz-Varela	ESP	Jaume Font	ESP	Mercedes AMG GT3 - 2020	AM	2	1:45.484	8	1:45.530	9	1:45.784	10	1:46.092	4	1:46.286	5
17	52	AF Corse	ITA	Cedric Sbirrazzuoli	MCO	Hugo Delacour	FRA	Ferrari 488 GT3 MY2020	PROAM	9	1:45.724	9	1:45.870	10	1:46.047	8	1:46.463	4	1:46.612	7
18	51	AF Corse	ITA	Oswaldo Negri	USA	Jay Schreiber	USA	Ferrari 488 GT3 MY2020	AM	3	1:45.949	8	1:46.809	5	1:47.391	4	1:47.469	9	1:47.721	11
19	53	Q1 by EMG Motorsport	BEL	Nicolas Vandierendonck	BEL	Dirk Schouten	NLD	Porsche 992 GT3 Cup	CUPPA	1	1:49.733	9	1:49.889	10	1:49.933	11	1:51.654	6	1:51.776	5
20	54	Q1 by EMG Motorsport	BEL	Jan Laurysen	BEL	Dirk Schouten	NLD	Porsche 992 GT3 Cup	CUPPA	2	1:49.797	11	1:50.029	10	1:50.209	9	1:50.783	8	1:51.291	7
21	50	Q1 by EMG Motorsport	BEL	Filip Teunkens	BEL	Bas Schouten	NLD	Porsche 992 GT3 Cup	CUPPA	3	1:49.877	9	1:50.193	10	1:50.532	8	1:51.802	4	1:52.878	3
22	24	A&P Racing Team PTT Tech Support	POL	Maciej Blazek	POL	Mateusz Lisowski	POL	Porsche 991 GT3 Cup gen 2	CUPPA	4	1:51.329	4	1:51.988	3	1:59.410	5	5:41.907	6		
23	215	NM Racing Team	ESP	August MacBeth	CHE	Albert Estragues	ESP	Mercedes AMG GT4	CUPAM	1	1:51.551	10	1:52.612	12	1:52.643	9	1:54.398	8	1:54.817	4
24	32	Three Sixty Racing Team	AND	Fernando Fortes	BRA			Porsche 911 GT3 Cup gen 2	CUPAM	2	1:52.962	7	1:53.940	6	2:14.505	2	2:18.084	3	2:23.513	8
25	44	CAME Racing Team	ITA	Eugenio Pisani	ITA	Stefano Bozzoni	ITA	Porsche 911 GT3 Cup gen 1	CUPPA	5	1:53.027	4	1:55.556	8	1:59.448	5	2:01.873	7	2:05.545	11
26	45	CAME Racing Team	ITA	Mark Speakerwas	ITA	Jan Antoszewski	POL	Porsche 911 GT3 Cup gen 1	CUPPA	6	1:53.247	7	1:53.678	14	1:53.989	5	1:55.193	6	1:55.413	13
27	991	Valluga Racing	GBR	Dino Zamparelli	GBR	Jan Klingenberg	CHE	Porsche 911 GT3 Cup gen 2	CUPPA	7	1:53.505	13	1:53.553	9	1:54.130	7	1:54.486	8	1:54.518	5
28	27	Three Sixty Racing Team	AND	Marcio Mauro	BRA	Oscar Aristot	AND	Porsche 911 GT3 Cup gen 2	CUPAM	3	1:55.758	9	1:56.670	8	1:57.001	6	1:57.239	7	1:58.929	5



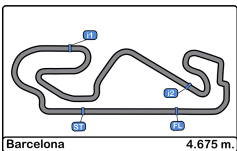


Circuito de Barcelona
International GT Open
Qualifying - 2 Driver - 2
Best 5 Top Speeds



Cl	N°	Entrant/Team	Nat	Driver 1	Nat	Driver 2	Nat	Vehicle	Cat	Cl	Top 1		Top 2		Top 3		Top 4		Top 5		Avg
											Km/h	Lap	Km/h	Lap	Km/h	Lap	Km/h	Lap	Km/h	Lap	
1	7	Inception Racing	GBR	Brendan Iribe	USA	Ollie Millroy	GBR	McLaren 720 S GT3	PROAM	1	266.6	10	266.0	8	265.3	9	265.3	11	265.3	12	265.7
2	19	Vincenzo Sospiri Racing	ITA	Baptiste Moulin	BEL	Yuki Nemoto	JPN	Lamborghini Huracan GT3 EVO	PRO	1	266.0	9	262.7	8	262.1	4	262.1	7	261.5	6	262.9
3	5	Olimp Racing	POL	Stanislaw Jedlinski	POL	Krystian Korzeniowski	POL	Audi R8 GT3 LMS 2018	AM	1	265.3	12	265.3	13	264.7	14	264.0	4	264.0	8	264.7
4	22	Balfe Motorsport	GBR	Shaun Balfe	GBR	Adam Carroll	GBR	Audi R8 GT3 LMS 2019	PROAM	2	265.3	11	263.4	10	262.7	8	262.1	13	261.5	6	263.0
5	17	HP Racing International	DEU	Gerhard Tweraser	AUT	Jan Seyffert	DEU	Lamborghini Huracan GT3 EVO	PROAM	3	264.7	11	264.7	12	264.0	9	264.0	10	264.0	13	264.3
6	63	Vincenzo Sospiri Racing	ITA	Michele Beretta	ITA	Frederik Schandorff	DNK	Lamborghini Huracan GT3 EVO	PRO	2	264.7	5	263.4	4	262.7	7	262.1	6	260.8	3	262.7
7	72	Inception Racing	GBR	Nick Moss	GBR	Joe Osborne	GBR	McLaren 720 S GT3	PROAM	4	264.0	6	263.4	3	263.4	4	263.4	8	262.7	2	263.4
8	52	AF Corse	ITA	Cedric Sbirrazzuoli	MCO	Hugo Delacour	FRA	Ferrari 488 GT3 MY2020	PROAM	5	263.4	4	262.7	9	262.1	5	262.1	10	262.1	11	262.5
9	97	TF Sport	GBR	Michael Dinan	USA	Robby Foley	USA	Aston Martin GT3 AMR MY2019	PRO	3	263.4	6	262.7	12	260.8	5	260.8	11	259.6	4	261.5
10	51	AF Corse	ITA	Oswaldo Negri	USA	Jay Schreiber	USA	Ferrari 488 GT3 MY2020	AM	2	262.7	12	262.1	10	261.5	6	260.8	11	258.9	8	261.2
11	77	Lechner Racing	AUT	Al Faisal Al Zubair	CAN	Andy Soucek	ESP	Porsche 911 GT3-R II 2019	PRO	4	262.7	3	262.1	5	261.5	7	260.2	8	259.6	2	261.2
12	11	Reno Racing	DNK	Jens Reno Moller	DNK	Marcus Paverud	NOR	Honda NSX GT3 Evo	PROAM	6	262.1	3	262.1	6	262.1	7	262.1	8	262.1	9	262.1
13	47	AKM Motorsport	SMR	Loris Spinelli	ITA	Florian Scholze	DEU	Mercedes AMG GT3 - 2020	PROAM	7	262.1	10	262.1	11	260.8	7	260.8	9	260.2	4	261.2
14	777	Olimp Racing	POL	Marcin Jedlinski	POL	Karol Basz	POL	Mercedes AMG GT3 - 2020	PROAM	8	261.5	5	260.2	4	260.2	9	259.6	8	258.9	3	260.1
15	9	2 Seas Motorsport	BHR	Martin Kodric	HRV	Ethan Simioni	CAN	Mercedes AMG GT3 2020	PRO	5	260.8	5	260.8	10	260.8	11	259.6	3	258.9	6	260.2
16	15	Twin Busch by Equipe Vitesse	DEU	Mario Hirsch	DEU	Dominik Schraml	DEU	Mercedes AMG GT3 - 2020	PROAM	9	260.2	7	260.2	9	259.6	3	259.6	8	258.9	2	259.7
17	93	Baporo Motorsport	ESP	Daniel Diaz-Varela	ESP	Jaume Font	ESP	Mercedes AMG GT3 - 2020	AM	3	259.6	10	258.9	5	258.3	9	258.3	11	257.7	4	258.6
18	87	AKKA ASP	FRA	Jim Pla	FRA	Thomas Drouet	FRA	Mercedes AMG GT3 - 2020	PRO	6	258.9	4	258.9	5	258.9	8	258.9	10	258.3	3	258.8
19	215	NM Racing Team	ESP	August MacBeth	CHE	Albert Estragues	ESP	Mercedes AMG GT4	CUPAM	1	257.1	11	255.3	10	254.7	9	254.7	12	254.1	13	255.2
20	24	A&P Racing Team PTT Tech Support	POL	Maciej Blazek	POL	Mateusz Lisowski	POL	Porsche 991 GT3 Cup gen 2	CUPPA	1	254.7	5	253.5	4	252.3	3	248.8	2	133.8	6	228.6
21	44	CAME Racing Team	ITA	Eugenio Pisani	ITA	Stefano Bozzoni	ITA	Porsche 911 GT3 Cup gen 1	CUPPA	2	253.5	11	252.9	9	252.3	5	251.7	10	251.1	8	252.3
22	50	Q1 by EMG Motorsport	BEL	Filip Teunkens	BEL	Bas Schouten	IND	Porsche 992 GT3 Cup	CUPPA	3	253.5	9	251.7	5	251.7	10	250.5	4	250.0	8	251.5
23	53	Q1 by EMG Motorsport	BEL	Nicolas Vandierendonck	BEL	Dirk Schouten	IND	Porsche 992 GT3 Cup	CUPPA	4	252.9	12	251.1	5	251.1	6	251.1	11	250.5	7	251.3
24	991	Valluga Racing	GBR	Dino Zamparelli	GBR	Jan Klingelberg	CHE	Porsche 911 GT3 Cup gen 2	CUPPA	5	252.9	10	252.3	7	252.3	9	252.3	12	252.3	13	252.4
25	27	Three Sixty Racing Team	AND	Marcio Mauro	BRA	Oscar Aristot	AND	Porsche 911 GT3 Cup gen 2	CUPAM	2	251.7	10	251.1	6	250.5	9	249.4	7	248.8	8	250.3
26	32	Three Sixty Racing Team	AND	Fernando Fortes	BRA			Porsche 911 GT3 Cup gen 2	CUPAM	3	251.7	8	250.0	7	249.4	5	248.8	6	180.3	3	236.0
27	45	CAME Racing Team	ITA	Mark Speakerwas	ITA	Jan Antoszewski	POL	Porsche 911 GT3 Cup gen 1	CUPPA	6	251.1	12	251.1	14	250.5	4	250.5	7	250.5	10	250.8
28	54	Q1 by EMG Motorsport	BEL	Jan Lauryssen	BEL			Porsche 992 GT3 Cup	CUPPA	7	250.5	5	250.0	10	249.4	9	249.4	11	248.8	3	249.6



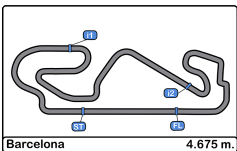


Circuito de Barcelona
International GT Open
Qualifying - 2 Driver - 2
Fastest Laps Sequence



Lap	Time of Day	Session Time	Nº	Entrant/Team	Nat	Driver 1	Nat	Driver 2	Nat	Vehicle	Cat	Time	Km/h
2	9:04:07.254	4:07.254	51	AF Corse	ITA	Oswaldo Negri	USA	Jay Schreiber	USA	Ferrari 488 GT3 MY2020	AM	1:52.307	149.8
2	9:04:29.437	4:29.437	93	Baporo Motorsport	ESP	Daniel Diaz-Varela	ESP	Jaume Font	ESP	Mercedes AMG GT3 - 2020	AM	1:50.771	151.9
2	9:04:45.134	4:45.134	22	Balfe Motorsport	GBR	Shaun Balfe	GBR	Adam Carroll	GBR	Audi R8 GT3 LMS 2019	PROAM	1:50.571	152.2
2	9:04:49.059	4:49.059	52	AF Corse	ITA	Cedric Sbirrazzuoli	MCO	Hugo Delacour	FRA	Ferrari 488 GT3 MY2020	PROAM	1:48.370	155.3
3	9:05:45.537	5:45.537	5	Olimp Racing	POL	Stanislaw Jedlinski	POL	Krystian Korzeniowski	POL	Audi R8 GT3 LMS 2018	AM	1:47.415	156.6
3	9:06:23.759	6:23.759	777	Olimp Racing	POL	Marcin Jedlinski	POL	Karol Basz	POL	Mercedes AMG GT3 - 2020	PROAM	1:45.017	160.2
4	9:08:08.547	8:08.547	777	Olimp Racing	POL	Marcin Jedlinski	POL	Karol Basz	POL	Mercedes AMG GT3 - 2020	PROAM	1:44.788	160.6
3	9:08:16.824	8:16.824	87	AKKA ASP	FRA	Jim Pla	FRA	Thomas Drouet	FRA	Mercedes AMG GT3 - 2020	PRO	1:44.008	161.8
2	9:09:06.432	9:06.432	72	Inception Racing	GBR	Nick Moss	GBR	Joe Osborne	GBR	McLaren 720 S GT3	PROAM	1:43.942	161.9
4	9:10:00.747	10:00.747	87	AKKA ASP	FRA	Jim Pla	FRA	Thomas Drouet	FRA	Mercedes AMG GT3 - 2020	PRO	1:43.923	161.9
3	9:10:23.679	10:23.679	47	AKM Motorsport	SMR	Loris Spinelli	ITA	Florian Scholze	DEU	Mercedes AMG GT3 - 2020	PROAM	1:43.599	162.4
9	9:26:14.741	26:14.741	7	Inception Racing	GBR	Brendan Iribe	USA	Ollie Millroy	GBR	McLaren 720 S GT3	PROAM	1:43.432	162.7
6	9:27:29.654	27:29.654	72	Inception Racing	GBR	Nick Moss	USA	Joe Osborne	GBR	McLaren 720 S GT3	PROAM	1:43.085	163.2



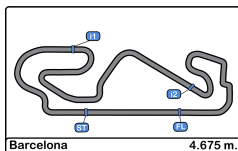


Circuito de Barcelona
International GT Open
Qualifying - 2 Driver - 2
Event Best Maximum Speed



Nº	Entrant/Team	Nat	Driver 1	Nat	Driver 2	Nat	Vehicle	Cat	Km/h	Session
7	Inception Racing	GBR	Brendan Iribe	USA	Ollie Millroy	GBR	McLaren 720 S GT3	PROAM	266.6	Qualifying - 2 Driver - 2
5	Olimp Racing	POL	Stanislaw Jedlinski	POL	Krystian Korzeniowski	POL	Audi R8 GT3 LMS 2018	AM	266.0	Race - 1
19	Vincenzo Sospiri Racing	ITA	Baptiste Moulin	BEL	Yuki Nemoto	JPN	Lamborghini Huracan GT3 EVO	PRO	266.0	Qualifying - 2 Driver - 2
22	Balfe Motorsport	GBR	Shaun Balfe	GBR	Adam Carroll	GBR	Audi R8 GT3 LMS 2019	PROAM	265.3	Qualifying - 2 Driver - 2
97	TF Sport	GBR	Michael Dinan	USA	Robby Foley	USA	Aston Martin GT3 AMR MY2019	PRO	264.7	Qualifying - 1 Driver - 1
11	Reno Racing	DNK	Jens Reno Moller	DNK	Marcus Paverud	NOR	Honda NSX GT3 Evo	PROAM	264.7	Race - 1
63	Vincenzo Sospiri Racing	ITA	Michele Beretta	ITA	Frederik Schandorff	DNK	Lamborghini Huracan GT3 EVO	PRO	264.7	Qualifying - 2 Driver - 2
17	HP Racing International	DEU	Gerhard Tweraser	AUT	Jan Seyffert	DEU	Lamborghini Huracan GT3 EVO	PROAM	264.7	Qualifying - 2 Driver - 2
72	Inception Racing	GBR	Nick Moss	GBR	Joe Osborne	GBR	McLaren 720 S GT3	PROAM	264.0	Race - 1
52	AF Corse	ITA	Cedric Sbirrazzuoli	MCO	Hugo Delacour	FRA	Ferrari 488 GT3 MY2020	PROAM	263.4	Qualifying - 2 Driver - 2
47	AKM Motorsport	SAR	Loris Spinelli	ITA	Florian Scholze	DEU	Mercedes AMG GT3 - 2020	PROAM	262.7	Free Practice - 2
9	2 Seas Motorsport	BHR	Martin Kodric	HRV	Ethan Simioni	CAN	Mercedes AMG GT3 2020	PRO	262.7	Qualifying - 1 Driver - 1
77	Lechner Racing	AUT	Al Faisal Al Zubair	OMN	Andy Soucek	ESP	Porsche 911 GT3-R II 2019	PRO	262.7	Qualifying - 2 Driver - 2
51	AF Corse	ITA	Oswaldo Negri	USA	Jay Schreiber	USA	Ferrari 488 GT3 MY2020	AM	262.7	Qualifying - 2 Driver - 2
87	AKKA ASP	FRA	Jim Pla	FRA	Thomas Drouet	FRA	Mercedes AMG GT3 - 2020	PRO	262.1	Qualifying - 1 Driver - 1
15	Twin Busch by Equipe Vitesse	DEU	Mario Hirsch	DEU	Dominik Schraml	DEU	Mercedes AMG GT3 - 2020	PROAM	261.5	Qualifying - 1 Driver - 1
215	NM Racing Team	ESP	August MacBeth	CHE	Albert Estragues	ESP	Mercedes AMG GT4	CUPAM	261.5	Race - 1
777	Olimp Racing	POL	Marcin Jedlinski	POL	Karol Basz	POL	Mercedes AMG GT3 - 2020	PROAM	261.5	Qualifying - 2 Driver - 2
93	Baporo Motorsport	ESP	Daniel Diaz-Varela	ESP	Jaume Font	ESP	Mercedes AMG GT3 - 2020	AM	260.8	Race - 1
991	Valluga Racing	GBR	Dino Zamparelli	GBR	Jan Klingelberg	CHE	Porsche 911 GT3 Cup gen 2	CUPPA	256.5	Race - 1
26	Q1 by EMG Motorsport	BEL	Maciej Darmetko	POL	Artur Janosz	POL	Porsche 911 GT3 Cup gen 2	CUPPA	255.3	Race - 1
24	A&P Racing Team PTT Tech Support	POL	Maciej Blazek	POL	Mateusz Lisowski	POL	Porsche 991 GT3 Cup gen 2	CUPPA	254.7	Qualifying - 2 Driver - 2
50	Q1 by EMG Motorsport	BEL	Filip Teunkens	BEL	Bas Schouten	NLD	Porsche 992 GT3 Cup	CUPPA	254.1	Race - 1
44	CAME Racing Team	ITA	Eugenio Pisani	ITA	Stefano Bozzoni	ITA	Porsche 911 GT3 Cup gen 1	CUPPA	253.5	Qualifying - 2 Driver - 2
53	Q1 by EMG Motorsport	BEL	Nicolas Vandierendonck	BEL	Dirk Schouten	NLD	Porsche 992 GT3 Cup	CUPPA	252.9	Qualifying - 2 Driver - 2
45	CAME Racing Team	ITA	Mark Speakerwas	ITA	Jan Antoszewski	POL	Porsche 911 GT3 Cup gen 1	CUPPA	252.3	Free Practice - 2
32	Three Sixty Racing Team	AND	Fernando Fortes	BRA			Porsche 911 GT3 Cup gen 2	CUPAM	251.7	Qualifying - 1 Driver - 1
27	Three Sixty Racing Team	AND	Marcio Mauro	BRA	Oscar Aristot	AND	Porsche 911 GT3 Cup gen 2	CUPAM	251.7	Qualifying - 1 Driver - 1
54	Q1 by EMG Motorsport	BEL	Jan Laurysen	BEL			Porsche 992 GT3 Cup	CUPPA	251.1	Qualifying - 1 Driver - 1





Circuit de Barcelona
International GT Open
Qualifying - 2 Driver - 2
Pit Stop Analysis



5 Stanislaw Jedlinski Audi R8 GT3 LMS 2018
 AM Krystian Korzeniowski Olimp Racing

Nº	In Day Time	In Time	Out Time	Pit Time	T. Pit Time	Handicap	Diff.
1	9:09:28.989	9:09:28.989	9:11:40.876	2:11.887	2:11.887		
2	9:18:52.105	9:18:52.105	9:22:08.167	3:16.062	5:27.949		

7 Brendan Iribe McLaren 720 S GT3
 PROAM Ollie Millroy Inception Racing

Nº	In Day Time	In Time	Out Time	Pit Time	T. Pit Time	Handicap	Diff.
1	9:14:39.594	9:14:39.594	9:19:09.650	4:30.056	4:30.056		

9 Martin Kodric Mercedes AMG GT3 2020
 PRO Ethan Simioni 2 Seas Motorsport

Nº	In Day Time	In Time	Out Time	Pit Time	T. Pit Time	Handicap	Diff.
1	9:16:24.333	9:16:24.333	9:22:26.403	6:02.070	6:02.070		

11 Jens Reno Moller Honda NSX GT3 Evo
 PROAM Marcus Paverud Reno Racing

Nº	In Day Time	In Time	Out Time	Pit Time	T. Pit Time	Handicap	Diff.
1	9:15:04.691	9:15:04.691	9:18:26.467	3:21.776	3:21.776		

15 Mario Hirsch Mercedes AMG GT3 - 2020
 PROAM Dominik Schraml Twin Busch by Equipe Vitesse

Nº	In Day Time	In Time	Out Time	Pit Time	T. Pit Time	Handicap	Diff.
1	9:12:15.367	9:12:15.367	9:16:35.714	4:20.347	4:20.347		
2	9:25:32.350	9:25:32.350	9:26:53.795	1:21.445	5:41.792		

17 Gerhard Tweraser Lamborghini Huracan GT3 EVO
 PROAM Jan Seyffert HP Racing International

Nº	In Day Time	In Time	Out Time	Pit Time	T. Pit Time	Handicap	Diff.
1	9:04:11.496	9:04:11.496	9:10:54.741	6:43.245	6:43.245		
2	9:18:01.877	9:18:01.877	9:20:42.394	2:40.517	9:23.762		

19 Baptiste Moulin Lamborghini Huracan GT3 EVO
 PRO Yuki Nemoto Vincenzo Sospiri Racing

Nº	In Day Time	In Time	Out Time	Pit Time	T. Pit Time	Handicap	Diff.
1	9:13:10.618	9:13:10.618	9:17:49.688	4:39.070	4:39.070		

22 Shaun Balfe Audi R8 GT3 LMS 2019
 PROAM Adam Carroll Balfe Motorsport

Nº	In Day Time	In Time	Out Time	Pit Time	T. Pit Time	Handicap	Diff.
1	9:11:52.572	9:11:52.572	9:15:37.864	3:45.292	3:45.292		
2	9:19:11.712	9:19:11.712	9:22:32.849	3:21.137	7:06.429		

24 Maciej Blazek Porsche 991 GT3 Cup gen 2
 CUPPA Mateusz Lisowski A&P Racing Team PTT Tech Support

Nº	In Day Time	In Time	Out Time	Pit Time	T. Pit Time	Handicap	Diff.
1	9:09:59.319	9:09:59.319	9:13:36.977	3:37.658	3:37.658		

27 Marcio Mauro Porsche 911 GT3 Cup gen 2
 CUPAM Oscar Aristot Three Sixty Racing Team

Nº	In Day Time	In Time	Out Time	Pit Time	T. Pit Time	Handicap	Diff.
1	9:08:44.616	9:08:44.616	9:10:53.642	2:09.026	2:09.026		

32 Fernando Fortes Porsche 911 GT3 Cup gen 2
 CUPAM Three Sixty Racing Team

Nº	In Day Time	In Time	Out Time	Pit Time	T. Pit Time	Handicap	Diff.
1	9:07:52.690	9:07:52.690	9:10:00.763	2:08.073	2:08.073		

44 Eugenio Pisani Porsche 911 GT3 Cup gen 1
 CUPPA Stefano Bozzoni CAME Racing Team

Nº	In Day Time	In Time	Out Time	Pit Time	T. Pit Time	Handicap	Diff.
1	9:04:32.838	9:04:32.838	9:05:11.750	38.912	38.912		
2	9:10:56.654	9:10:56.654	9:12:29.694	1:33.040	2:11.952		

45 Mark Speakerwas Porsche 911 GT3 Cup gen 1
 CUPPA Jan Antoszewski CAME Racing Team

Nº	In Day Time	In Time	Out Time	Pit Time	T. Pit Time	Handicap	Diff.
1	9:16:36.045	9:16:36.045	9:18:21.205	1:45.160	1:45.160		

47 Loris Spinelli Mercedes AMG GT3 - 2020
 PROAM Florian Scholze AKM Motorsport

Nº	In Day Time	In Time	Out Time	Pit Time	T. Pit Time	Handicap	Diff.
1	9:12:11.479	9:12:11.479	9:15:36.720	3:25.241	3:25.241		
2	9:20:56.252	9:20:56.252	9:24:06.558	3:10.306	6:35.547		

50 Filip Teunkens Porsche 992 GT3 Cup
 CUPPA Bas Schouten Q1 by EMG Motorsport

Nº	In Day Time	In Time	Out Time	Pit Time	T. Pit Time	Handicap	Diff.
1	9:09:52.108	9:09:52.108	9:11:46.465	1:54.357	1:54.357		

51 Oswaldo Negri Ferrari 488 GT3 MY2020
 AM Jay Schreiber AF Corse

Nº	In Day Time	In Time	Out Time	Pit Time	T. Pit Time	Handicap	Diff.
1	9:11:24.985	9:11:24.985	9:13:41.327	2:16.342	2:16.342		

52 Cedric Sbirrazuoli Ferrari 488 GT3 MY2020
 PROAM Hugo Delacour AF Corse

Nº	In Day Time	In Time	Out Time	Pit Time	T. Pit Time	Handicap	Diff.
1	9:10:16.784	9:10:16.784	9:12:53.084	2:36.300	2:36.300		

53 Nicolas Vandierendonck Porsche 992 GT3 Cup
 CUPPA Dirk Schouten Q1 by EMG Motorsport

Nº	In Day Time	In Time	Out Time	Pit Time	T. Pit Time	Handicap	Diff.
1	9:13:32.364	9:13:32.364	9:15:45.670	2:13.306	2:13.306		

54 Jan Laurysen Porsche 992 GT3 Cup
 CUPPA Q1 by EMG Motorsport

Nº	In Day Time	In Time	Out Time	Pit Time	T. Pit Time	Handicap	Diff.
1	9:09:54.584	9:09:54.584	9:14:11.039	4:16.455	4:16.455		

72 Nick Moss McLaren 720 S GT3
 PROAM Joe Osborne Inception Racing

Nº	In Day Time	In Time	Out Time	Pit Time	T. Pit Time	Handicap	Diff.
1	9:12:53.671	9:12:53.671	9:24:00.152	11:06.481	11:06.481		

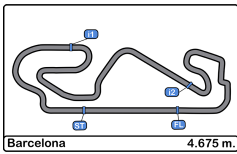
87 Jim Pla Mercedes AMG GT3 - 2020
 PRO Thomas Drouet AKKA ASP

Nº	In Day Time	In Time	Out Time	Pit Time	T. Pit Time	Handicap	Diff.
1	9:02:04.550	9:02:04.550	9:04:35.705	2:31.155	2:31.155		
2	9:11:53.524	9:11:53.524	9:22:06.444	10:12.920	12:44.075		

93 Daniel Diaz-Varela Mercedes AMG GT3 - 2020
 AM Jaume Font Baporo Motorsport

Nº	In Day Time	In Time	Out Time	Pit Time	T. Pit Time	Handicap	Diff.
1	9:11:50.656	9:11:50.656	9:17:52.388	6:01.732	6:01.732		





Circuit de Barcelona
International GT Open
Qualifying - 2 Driver - 2
Pit Stop Analysis



97 Michael Dinan Aston Martin GT3 AMR MY2019

PRO Robby Foley TF Sport

Nº	In Day Time	In Time	Out Time	Pit Time	T. Pit Time	Handicap	Diff.
1	9:04:59.526	9:04:59.526	9:06:06.456	1:06.930	1:06.930		
2	9:14:59.964	9:14:59.964	9:20:54.574	5:54.610	7:01.540		

215 August MacBeth Mercedes AMG GT4

CUPAM Albert Estragues NM Racing Team

Nº	In Day Time	In Time	Out Time	Pit Time	T. Pit Time	Handicap	Diff.
1	9:11:08.729	9:11:08.729	9:14:26.724	3:17.995	3:17.995		

777 Marcin Jedlinski Mercedes AMG GT3 - 2020

PROAM Karol Basz Olimp Racing

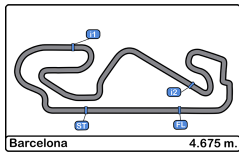
Nº	In Day Time	In Time	Out Time	Pit Time	T. Pit Time	Handicap	Diff.
1	9:09:57.256	9:09:57.256	9:18:17.114	8:19.858	8:19.858		

991 Dino Zamparelli Porsche 911 GT3 Cup gen 2

CUPPA Jan Klingelberg Valluga Racing

Nº	In Day Time	In Time	Out Time	Pit Time	T. Pit Time	Handicap	Diff.
1	9:21:04.601	9:21:04.601	9:24:11.382	3:06.781	3:06.781		

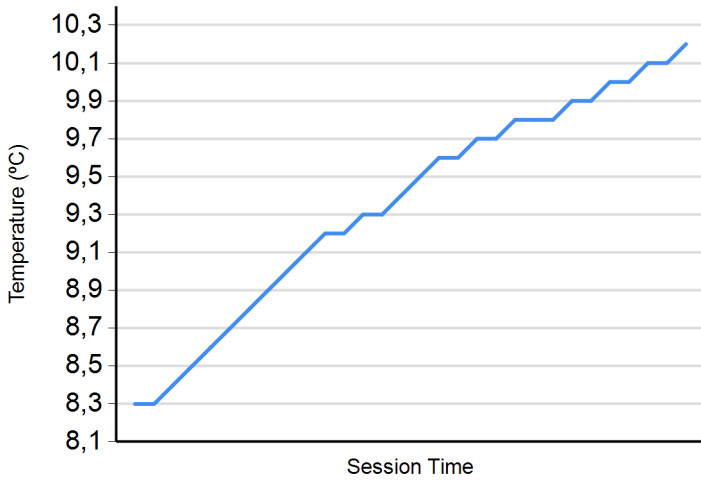




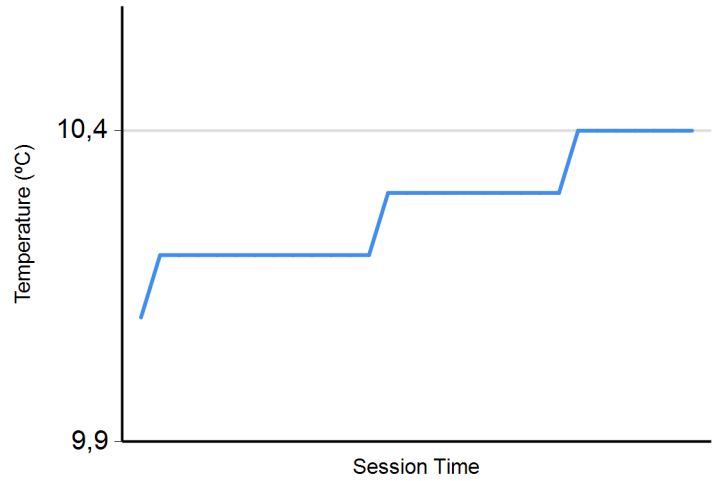
Circuit de Barcelona
International GT Open
Qualifying - 2 Driver - 2
Weather Report



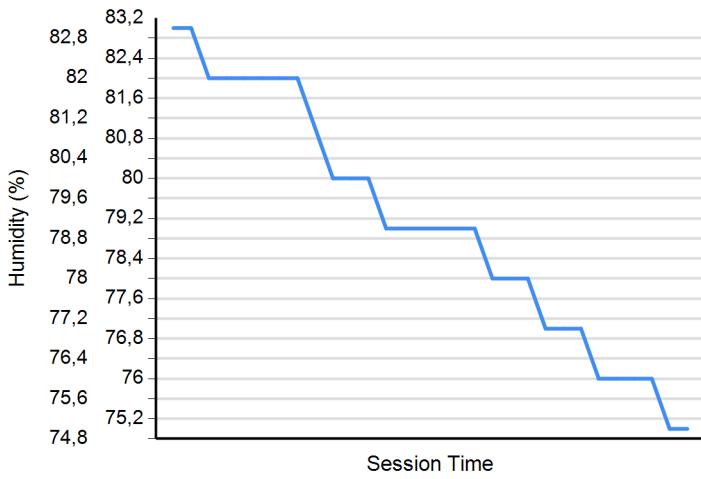
Air Temperature



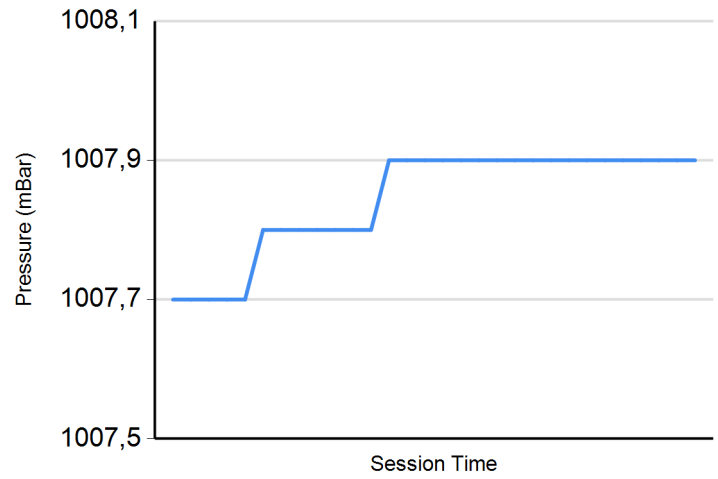
Track Temperature



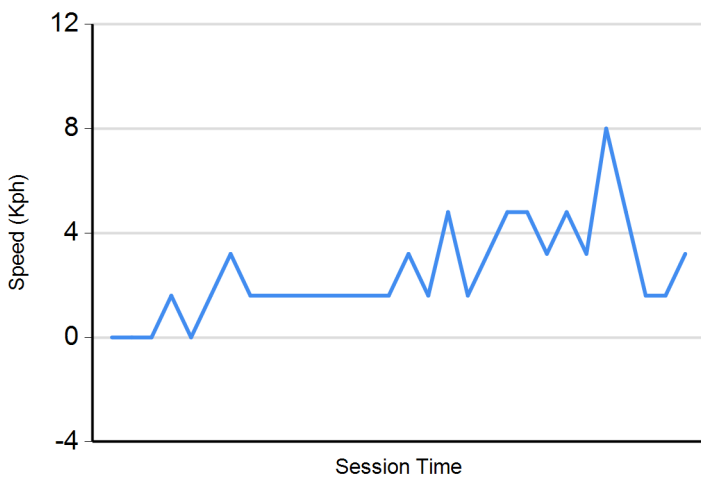
Humidity



Pressure



Wind Speed



Wind direction

North = 0°/360° Est = 90° South = 180° West = 270°

