

**Red Bull Ring**  
**International GT Open**  
**Race - 2**  
**Provisional Results**



Cls	N°	Entrant/Team	Nat	Driver 1	Nat	Driver 2	Nat	Vehicle	Cat	Cl	Laps	Total Time	Gap	Interval	Km/h	Best	Time	Km/h
1	63	Oregon Team	ITA	Benjamin Hites	CHE	<u>Leonardo Pulcini</u>	ITA	Lamborghini Huracan GT3 EVO MY2022	PRO	1	34	1:00:07.181			146.5	13	1:30.248	172.2
2	911	GetSpeed Performance	DEU	<u>Sébastien Baud</u>	FRA	Steve Jans	LUX	Mercedes AMG GT3 - 2022	PRO	2	34	1:00:07.401	0.220	0.220	146.5	9	1:30.599	171.5
3	3	Aust Motorsport	DEU	Dino Steiner	DEU	<u>Max Hofer</u>	AUT	Audi R8 LMS GT3 evo II	PROAM	1	34	1:00:08.278	1.097	0.877	146.4	13	1:29.567	173.5
4	72	Optimum Motorsport	GBR	Nick Moss	GBR	<u>Joe Osborne</u>	GBR	McLaren 720 S GT3	PRO	3	34	1:00:09.725	2.544	1.447	146.4	13	1:30.176	172.3
5	9	GetSpeed Performance	DEU	<u>Janine Shoffner</u>	GBR	Moritz Kranz	DEU	Mercedes AMG GT3 - 2022	PROAM	2	34	1:00:09.904	2.723	0.179	146.4	23	1:30.463	171.8
6	133	Kessel Racing	CHE	<u>Murat Ruhi Cuhadaroglu</u>	TUR	David Fumanelli	ITA	Ferrari 488 GT3 Evo	PROAM	3	34	1:00:10.452	3.271	0.548	146.3	21	1:30.162	172.4
7	182	AF Corse	ITA	<u>Willem Van der Vorm</u>	NLD	Michele Rugolo	ITA	Ferrari 488 GT3 Evo MY 2020	PROAM	4	34	1:00:10.833	3.652	0.381	146.3	17	1:30.765	171.2
8	19	Oregon Team	ITA	<u>Kevin Gilardoni</u>	CHE	Glenn Van Berlo	NLD	Lamborghini Huracan GT3 EVO MY2022	PRO	4	34	1:00:12.667	5.486	1.834	146.2	22	1:30.848	171.1
9	73	Kessel Racing	CHE	Roman Ziemian	POL	<u>Axcil Jefferies</u>	CZE	Ferrari 488 GT3 Evo	PROAM	5	34	1:00:14.035	6.854	1.368	146.2	3	1:30.325	172.0
10	786	GetSpeed Performance	DEU	<u>Kiki Sak Nana</u>	TUR	Adam Osieka	DEU	Mercedes AMG GT3 - 2022	AM	1	34	1:00:14.435	7.254	0.400	146.2	22	1:31.396	170.0
11	44	Greystone GT	GBR	<u>Andrew Gilbert</u>	GBR	Fran Rueda	ESP	McLaren 720 S GT3	PROAM	6	34	1:00:14.951	7.770	0.516	146.2	22	1:31.432	170.0
12	25	Mann Filter Team Landgraf	DEU	<u>Alexander Hrachowina</u>	AUT	Martin Konrad	AUT	Mercedes AMG GT3 EVO - 2021	AM	2	34	1:00:17.894	10.713	2.943	146.0	23	1:31.488	169.9
13	33	Team GT	DEU	Bernhard Laber	DEU	<u>Alain Valente</u>	CHE	Mercedes AMG GT3 EVO - 2021	PROAM	7	34	1:00:18.038	10.857	0.144	146.0	10	1:30.356	172.0
14	17*	Antonelli Motorsport	ITA	Florian Scholze	DEU	<u>Marco Antonelli</u>	ITA	Mercedes AMG GT3 - 2022	AM	3	34	1:00:18.613	11.432	0.575	146.0	10	1:31.963	169.0
15	55	AF Corse	ITA	Laurent De Meeus	BEL	<u>Johnny Mowlem</u>	GBR	Ferrari 488 GT3 Evo	AM*	4	34	1:00:19.546	12.365	0.933	146.0	9	1:30.898	171.0
16	54*	SPS Automotive Performance	CHE	Dexter Müller	CHE	<u>Yannick Mettler</u>	CHE	Mercedes AMG GT3 - 2020	PROAM	8	34	1:00:24.425	17.244	4.879	145.8	9	1:30.931	170.9
17	11	Kessel Racing	CHE	Stephen Earle	USA	<u>Erwin Zanotti</u>	ITA	Ferrari 488 GT3 Evo	AM	5	34	1:01:44.472	1:37.291	1:20.047	142.6	8	1:31.915	169.1
18	91	Baron Motorsport	AUT	<u>Ernst Kirchmavr</u>	AUT	Philipp Baron	AUT	Ferrari 488 GT3 Evo	AM	6	33	1:00:21.264	1 Lap	1 Lap	141.6	22	1:31.655	169.6
19	630	Motopark	DEU	Heiko Neumann	DEU	<u>Timo Rumpfkeil</u>	DEU	Mercedes AMG GT3 2021	AM	7	28	47:31.421	6 Laps	5 Laps	152.6	8	1:31.374	170.1
20	18	Theeba Motorsport	SAU	Reema Juffali	SAU	<u>Adam Christodoulou</u>	GBR	Mercedes AMG GT3 - 2022	PROAM*	9	28	47:31.938	6 Laps	0.517	152.6	13	1:30.452	171.8
21	15	Twin Busch by equipe Vitesse	DEU	Mario Hirsch	DEU	<u>Dominik Schraml</u>	AUT	Mercedes AMG GT3 - 2021	PROAM	10	28	47:32.440	6 Laps	0.502	152.5	8	1:31.307	170.2

Not classified: (Requirements: 75% of number laps of leader = 26 Laps)

777	Olimp Racing	POL	Marcin Jedlinski	POL	<u>Karol Basz</u>	POL	Audi R8 GT3 Evo 2	PROAM	11	23	37:25.158	11 Laps	5 Laps	159.2	14	1:29.555	173.5
5	Olimp Racing	POL	Stanislaw Jedlinski	POL	<u>Krzysztof Korzeniowski</u>	POL	Ferrari 488 GT3 MY 2021	AM	8	21	35:13.851	13 Laps	2 Laps	154.4	3	1:30.367	172.0

Fastest lap Jedlinski - Basz in 1:29.555 at 173.5 Km/h in lap 14

**\* PENALTIES**

CAR #17 - 10 SECONDS TIME PENALTY ADDED TO RACE TIME LESS TIME HANDICAP

CAR #54 - 10 SECONDS TIME PENALTY ADDED TO RACE TIME OVERTAKING IN THE PIT LANE

Published at:.....

Air Temp: 18.0 °C Air Temp: 15.8 °C Humidity: 72 % Track Status: WET

Stewards:

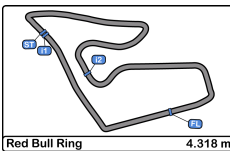
Race Director:

Timekeeper:

Luis Angel García Nuñez

JOB/I-0030-ESP





**Red Bull Ring**  
**International GT Open**  
**Race - 2**  
**Provisional Results by Category**



Cls	N°	Entrant/Team	Nat	Driver 1	Nat	Driver 2	Nat	Vehicle	Cat	Cl	Laps	Total Time	Gap	Interval	Km/h	Best	Time	Km/h	
<b>PRO</b>																			
1	63	Oregon Team	ITA	Benjamin Hites	CHE	<u>Leonardo Pulcini</u>	ITA	Lamborghini Huracan GT3 EVO MY2022	PRO	1	34	1:00:07.181			146.5	13	1:30.248	172.2	
2	911	GetSpeed Performance	DEU	<u>Sébastien Baud</u>	FRA	Steve Jans	LUX	Mercedes AMG GT3 - 2022	PRO	2	34	1:00:07.401	0.220	0.220	146.5	9	1:30.599	171.5	
3	72	Optimum Motorsport	GBR	Nick Moss	GBR	<u>Joe Osborne</u>	GBR	McLaren 720 S GT3	PRO	3	34	1:00:09.725	2.544	2.324	146.4	13	1:30.176	172.3	
4	19	Oregon Team	ITA	<u>Kevin Gilardoni</u>	CHE	Glenn Van Berlo	LUX	Lamborghini Huracan GT3 EVO MY2022	PRO	4	34	1:00:12.667	5.486	2.942	146.2	22	1:30.848	171.1	
<b>PROAM</b>																			
1	3	Aust Motorsport	DEU	Dino Steiner	DEU	<u>Max Hofer</u>	AUT	Audi R8 LMS GT3 evo II	PROAM	1	34	1:00:08.278			146.4	13	1:29.567	173.5	
2	9	GetSpeed Performance	DEU	<u>Janine Shoffner</u>	GBR	Moritz Kranz	DEU	Mercedes AMG GT3 - 2022	PROAM	2	34	1:00:09.904	1.626	1.626	146.4	23	1:30.463	171.8	
3	133	Kessel Racing	CHE	<u>Murat Ruhi Cuhadaroglu</u>	TUR	David Fumanelli	ITA	Ferrari 488 GT3 Evo	PROAM	3	34	1:00:10.452	2.174	0.548	146.3	21	1:30.162	172.4	
4	182	AF Corse	ITA	<u>Willem Van der Vorm</u>	NLD	Michele Rugolo	ITA	Ferrari 488 GT3 Evo MY 2020	PROAM	4	34	1:00:10.833	2.555	0.381	146.3	17	1:30.765	171.2	
5	73	Kessel Racing	CHE	Roman Ziemian	POL	<u>Axcil Jefferies</u>	ZWE	Ferrari 488 GT3 Evo	PROAM	5	34	1:00:14.035	5.757	3.202	146.2	3	1:30.325	172.0	
6	44	Greystone GT	GBR	<u>Andrew Gilbert</u>	GBR	Fran Rueda	ESP	McLaren 720 S GT3	PROAM	6	34	1:00:14.951	6.673	0.916	146.2	22	1:31.432	170.0	
7	33	Team GT	DEU	Bernhard Laber	DEU	<u>Alain Valente</u>	CHE	Mercedes AMG GT3 EVO - 2021	PROAM	7	34	1:00:18.038	9.760	3.087	146.0	10	1:30.356	172.0	
8	54 *	SPS Automotive Performance	DEU	Dexter Müller	CHE	<u>Yannick Mettler</u>	CHE	Mercedes AMG GT3 - 2020	PROAM	8	34	1:00:24.425	16.147	6.387	145.8	9	1:30.931	170.9	
9	18	Theeba Motorsport	SAU	Reema Juffali	SAU	<u>Adam Christodoulou</u>	GBR	Mercedes AMG GT3 - 2022	PROAM*	9	28	47:31.938	6 Laps	6 Laps	152.6	13	1:30.452	171.8	
10	15	Twin Busch by equipe Vitesse	DEU	Mario Hirsch	DEU	<u>Dominik Schraml</u>	AUT	Mercedes AMG GT3 - 2021	PROAM	10	28	47:32.440	6 Laps	0.502	152.5	8	1:31.307	170.2	
<b>Not classified: (Requirements: 75% of number laps of leader = 26 Laps)</b>																			
777		Olimp Racing	POL	Marcin Jedlinski	POL	<u>Karol Basz</u>	POL	Audi R8 GT3 Evo 2	PROAM	11	23	37:25.158	11 Laps	5 Laps	159.2	14	1:29.555	173.5	
<b>AM</b>																			
1	786	GetSpeed Performance	DEU	<u>Kiki Sak Nana</u>	ITA	Adam Osieka	DEU	Mercedes AMG GT3 - 2022	AM	1	34	1:00:14.435			146.2	22	1:31.396	170.0	
2	25	Mann Filter Team Landgraf	DEU	<u>Alexander Hrachowina</u>	AUT	Martin Konrad	AUT	Mercedes AMG GT3 EVO - 2021	AM	2	34	1:00:17.894	3.459	3.459	146.0	23	1:31.488	169.9	
3	17 *	Antonelli Motorsport	ITA	Florian Scholze	DEU	<u>Marco Antonelli</u>	ITA	Mercedes AMG GT3 - 2022	AM	3	34	1:00:18.613	4.178	0.719	146.0	10	1:31.963	169.0	
4	55	AF Corse	ITA	Laurent De Meeus	BEL	<u>Johnny Mowlem</u>	GBR	Ferrari 488 GT3 Evo	AM*	4	34	1:00:19.546	5.111	0.933	146.0	9	1:30.898	171.0	
5	11	Kessel Racing	CHE	Stephen Earle	GBA	<u>Erwin Zanotti</u>	ITA	Ferrari 488 GT3 Evo	AM	5	34	1:01:44.472	1:30.037	1:24.926	142.6	8	1:31.915	169.1	
6	91	Baron Motorsport	AUT	<u>Ernst Kirchmavr</u>	AUT	Philipp Baron	AUT	Ferrari 488 GT3 Evo	AM	6	33	1:00:21.264	1 Lap	1 Lap	141.6	22	1:31.655	169.6	
7	630	Motopark	DEU	Heiko Neumann	DEU	<u>Timo Rumpfkeil</u>	DEU	Mercedes AMG GT3 2021	AM	7	28	47:31.421	6 Laps	5 Laps	152.6	8	1:31.374	170.1	
<b>Not classified: (Requirements: 75% of number laps of leader = 26 Laps)</b>																			
5		Olimp Racing	POL	Stanislaw Jedlinski	POL	<u>Krystian Korzeniowski</u>	POL	Ferrari 488 GT3 MY 2021	AM	8	21	35:13.851	13 Laps	7 Laps	154.4	3	1:30.367	172.0	

**Fastest lap Jedlinski - Basz in 1:29.555 at 173.5 Km/h in lap 14**

**\* PENALTIES**

CAR #17 - 10 SECONDS TIME PENALTY ADDED TO RACE TIME LESS TIME HANDICAP

Published at:.....

Air Temp: 18.0 °C Air Temp: 15.8 °C Humidity: 72 % Track Status: WET

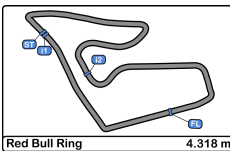
Stewards:

Race Director:

Timekeeper: Luis Angel Garcia Nuñez

JOB/I-0030-ESP





**Red Bull Ring**  
**International GT Open**  
**Race - 2**

**Provisional Results by Category**

Red Bull Ring 4.318 m.



CAR #54 - 10 SECONDS TIME PENALTY ADDED TO RACE TIME OVERTAKING IN THE PIT LANE

Published at:.....

Air Temp: 18.0 °C Air Temp: 15.8 °C Humidity: 72 % Track Status: WET

Stewards:

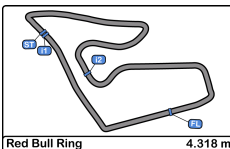
Race Director:

Timekeeper:

Luis Angel Garcia Nuñez

JOB/I-0030-ESP





**Red Bull Ring**  
**International GT Open**  
**Race - 2**  
**Provisional Results by Class**



Cls	N°	Entrant/Team	Nat	Driver 1	Nat	Driver 2	Nat	Vehicle	Cat	Cl	Laps	Total Time	Gap	Interval	Km/h	Best	Time	Km/h	
<b>International GT Open</b>																			
1	63	Oregon Team	ITA	Benjamin Hites	CHE	<b>Leonardo Pulcini</b>	ITA	Lamborghini Huracan GT3 EVO MY2022	PRO	1	34	1:00:07.181			146.5	13	1:30.248	172.2	
2	911	GetSpeed Performance	DEU	<b>Sébastien Baud</b>	FRA	Steve Jans	LUX	Mercedes AMG GT3 - 2022	PRO	2	34	1:00:07.401	0.220	0.220	146.5	9	1:30.599	171.5	
3	3	Aust Motorsport	DEU	Dino Steiner	DEU	<b>Max Hofer</b>	AUT	Audi R8 LMS GT3 evo II	PROAM	1	34	1:00:08.278	1.097	0.877	146.4	13	1:29.567	173.5	
4	72	Optimum Motorsport	GBR	Nick Moss	GBR	<b>Joe Osborne</b>	GBR	McLaren 720 S GT3	PRO	3	34	1:00:09.725	2.544	1.447	146.4	13	1:30.176	172.3	
5	9	GetSpeed Performance	GBR	<b>Janine Shoffner</b>	GBR	Moritz Kranz	DEU	Mercedes AMG GT3 - 2022	PROAM	2	34	1:00:09.904	2.723	0.179	146.4	23	1:30.463	171.8	
6	133	Kessel Racing	CHE	<b>Murat Ruhi Cuhadaroglu</b>	TUR	David Fumanelli	ITA	Ferrari 488 GT3 Evo	PROAM	3	34	1:00:10.452	3.271	0.548	146.3	21	1:30.162	172.4	
7	182	AF Corse	ITA	<b>Willem Van der Vorm</b>	NLD	Michele Rugolo	ITA	Ferrari 488 GT3 Evo MY 2020	PROAM	4	34	1:00:10.833	3.652	0.381	146.3	17	1:30.765	171.2	
8	19	Oregon Team	ITA	<b>Kevin Gilardoni</b>	CHE	Glenn Van Berlo	NLD	Lamborghini Huracan GT3 EVO MY2022	PRO	4	34	1:00:12.667	5.486	1.834	146.2	22	1:30.848	171.1	
9	73	Kessel Racing	CHE	Roman Ziemian	POL	<b>Axcil Jefferies</b>	DNE	Ferrari 488 GT3 Evo	PROAM	5	34	1:00:14.035	6.854	1.368	146.2	3	1:30.325	172.0	
10	786	GetSpeed Performance	DEU	<b>Kiki Sak Nana</b>	THA	Adam Osieka	DEU	Mercedes AMG GT3 - 2022	AM	1	34	1:00:14.435	7.254	0.400	146.2	22	1:31.396	170.0	
11	44	Greystone GT	GBR	<b>Andrew Gilbert</b>	GBR	Fran Rueda	ESP	McLaren 720 S GT3	PROAM	6	34	1:00:14.951	7.770	0.516	146.2	22	1:31.432	170.0	
12	25	Mann Filter Team Landgraf	DEU	<b>Alexander Hrachowina</b>	AUT	Martin Konrad	AUT	Mercedes AMG GT3 EVO - 2021	AM	2	34	1:00:17.894	10.713	2.943	146.0	23	1:31.488	169.9	
13	33	Team GT	DEU	Bernhard Laber	DEU	<b>Alain Valente</b>	CHE	Mercedes AMG GT3 EVO - 2021	PROAM	7	34	1:00:18.038	10.857	0.144	146.0	10	1:30.356	172.0	
14	17*	Antonelli Motorsport	ITA	Florian Scholze	DEU	<b>Marco Antonelli</b>	ITA	Mercedes AMG GT3 - 2022	AM	3	34	1:00:18.613	11.432	0.575	146.0	10	1:31.963	169.0	
15	55	AF Corse	ITA	Laurent De Meeus	BEL	<b>Johnny Mowlem</b>	GBR	Ferrari 488 GT3 Evo	AM*	4	34	1:00:19.546	12.365	0.933	146.0	9	1:30.898	171.0	
16	54*	SPS Automotive Performance	DEU	Dexter Müller	CHE	<b>Yannick Mettler</b>	CHE	Mercedes AMG GT3 - 2020	PROAM	8	34	1:00:24.425	17.244	4.879	145.8	9	1:30.931	170.9	
17	11	Kessel Racing	CHE	Stephen Earle	USA	<b>Erwin Zanotti</b>	ITA	Ferrari 488 GT3 Evo	AM	5	34	1:01:44.472	1:37.291	1:20.047	142.6	8	1:31.915	169.1	
18	91	Baron Motorsport	AUT	<b>Ernst Kirchmair</b>	AUT	Philipp Baron	AUT	Ferrari 488 GT3 Evo	AM	6	33	1:00:21.264	1 Lap	1 Lap	141.6	22	1:31.655	169.6	
19	630	Motopark	DEU	Heiko Neumann	DEU	<b>Timo Rumpfkeil</b>	DEU	Mercedes AMG GT3 2021	AM	7	28	47:31.421	6 Laps	5 Laps	152.6	8	1:31.374	170.1	
20	18	Theeba Motorsport	GBR	Reema Juffali	GBR	<b>Adam Christodoulou</b>	GBR	Mercedes AMG GT3 - 2022	PROAM*	9	28	47:31.938	6 Laps	0.517	152.6	13	1:30.452	171.8	
21	15	Twin Busch by equipe Vitesse	DEU	Mario Hirsch	DEU	<b>Dominik Schraml</b>	AUT	Mercedes AMG GT3 - 2021	PROAM	10	28	47:32.440	6 Laps	0.502	152.5	8	1:31.307	170.2	
<b>Not classified: (Requirements: 75% of number laps of leader = 26 Laps)</b>																			
777		Olimp Racing	POL	Marcin Jedlinski	POL	<b>Karol Basz</b>	POL	Audi R8 GT3 Evo 2	PROAM	11	23	37:25.158	11 Laps	5 Laps	159.2	14	1:29.555	173.5	
5		Olimp Racing	POL	Stanislaw Jedlinski	POL	<b>Krystian Korzeniowski</b>	POL	Ferrari 488 GT3 MY 2021	AM	8	21	35:13.851	13 Laps	2 Laps	154.4	3	1:30.367	172.0	

Fastest lap Jedlinski - Basz in 1:29.555 at 173.5 Km/h in lap 14

**\* PENALTIES**

CAR #17 - 10 SECONDS TIME PENALTY ADDED TO RACE TIME LESS TIME HANDICAP

CAR #54 - 10 SECONDS TIME PENALTY ADDED TO RACE TIME OVERTAKING IN THE PIT LANE

Published at:.....

Air Temp: 18.0 °C Air Temp: 15.8 °C Humidity: 72 % Track Status: WET

Stewards:

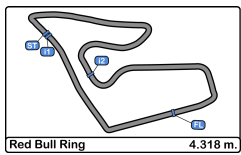
Race Director:

Timekeeper:

Luis Angel García Nuñez

JOB/I-0030-ESP





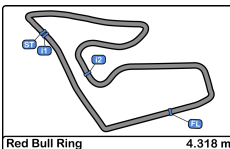
**Red Bull Ring**  
**International GT Open**  
**Race - 2**



**Provisional Classification by Driver Fastest Lap**

Cl	N°	Entrant/Team	Nat	Vehicle	Driver	Nat	Cat	Cl	Laps	Best	Time	Gap	Interval	Km/h
1	777	Olimp Racing	POL	Audi R8 GT3 Evo 2	Karol Basz	POL	PROAM	1	22	14	1:29.555			173.5
2	3	Aust Motorsport	DEU	Audi R8 LMS GT3 evo II	Max Hofer	AUT	PROAM	2	22	13	1:29.567	0.012	0.012	173.5
3	133	Kessel Racing	CHE	Ferrari 488 GT3 Evo	David Fumanelli	ITA	PROAM	3	19	6	1:30.162	0.607	0.595	172.4
4	72	Optimum Motorsport	GBR	McLaren 720 S GT3	Joe Osborne	GBR	PRO	1	22	13	1:30.176	0.621	0.014	172.3
5	63	Oregon Team	ITA	Lamborghini Huracan GT3 EVO	Leonardo Pulcini	ITA	PRO	2	22	13	1:30.248	0.693	0.072	172.2
6	73	Kessel Racing	CHE	Ferrari 488 GT3 Evo	Axcil Jefferies	GBR	PROAM	4	22	3	1:30.325	0.770	0.077	172.0
7	33	Team GT	DEU	Mercedes AMG GT3 EVO - 2021	Alain Valente	CHE	PROAM	5	22	10	1:30.356	0.801	0.031	172.0
8	5	Olimp Racing	POL	Ferrari 488 GT3 MY 2021	Krystian Korzeniows	POL	AM	1	18	3	1:30.367	0.812	0.011	172.0
9	18	Theeba Motorsport	SAU	Mercedes AMG GT3 - 2022	Adam Christodoulou	GBR	PROAM*	6	22	13	1:30.452	0.897	0.085	171.8
10	9	GetSpeed Performance	DEU	Mercedes AMG GT3 - 2022	Moritz Kranz	DEU	PROAM	7	16	5	1:30.463	0.908	0.011	171.8
11	911	GetSpeed Performance	DEU	Mercedes AMG GT3 - 2022	Sébastien Baud	FRA	PRO	3	22	9	1:30.599	1.044	0.136	171.5
12	182	AF Corse	ITA	Ferrari 488 GT3 Evo MY 2020	Michele Rugolo	ITA	PROAM	8	19	2	1:30.765	1.210	0.166	171.2
13	19	Oregon Team	ITA	Lamborghini Huracan GT3 EVO	Glenn Van Berlo	NLD	PRO	4	16	4	1:30.848	1.293	0.083	171.1
14	55	AF Corse	ITA	Ferrari 488 GT3 Evo	Johnny Mowlem	GBR	AM*	2	22	9	1:30.898	1.343	0.050	171.0
15	54	SPS Automotive Performance	DEU	Mercedes AMG GT3 - 2020	Yannick Mettler	CHE	PROAM	9	22	9	1:30.931	1.376	0.033	170.9
16	19	Oregon Team	ITA	Lamborghini Huracan GT3 EVO	Kevin Gilardoni	CHE	PRO	5	18	14	1:30.993	1.438	0.062	170.8
17	15	Twin Busch by equipe Vitesse	DEU	Mercedes AMG GT3 - 2021	Dominik Schraml	AUT	PROAM	10	28	8	1:31.307	1.752	0.314	170.2
18	630	Motopark	DEU	Mercedes AMG GT3 202	Timo Rumpfkeil	DEU	AM	3	22	8	1:31.374	1.819	0.067	170.1
19	786	GetSpeed Performance	DEU	Mercedes AMG GT3 - 2022	Adam Osieka	DEU	AM	4	15	3	1:31.396	1.841	0.022	170.0
20	44	Greystone GT	GBR	McLaren 720 S GT3	Fran Rueda	ESP	PROAM	11	15	3	1:31.432	1.877	0.036	170.0
21	25	Mann Filter Team Landgraf	DEU	Mercedes AMG GT3 EVO - 2021	Martin Konrad	AUT	AM	5	13	2	1:31.488	1.933	0.056	169.9
22	91	Baron Motorsport	AUT	Ferrari 488 GT3 Evo	Philipp Baron	AUT	AM	6	13	2	1:31.655	2.100	0.167	169.6
23	786	GetSpeed Performance	DEU	Mercedes AMG GT3 - 2022	Kiki Sak Nana	FRA	AM	7	19	8	1:31.915	2.360	0.260	169.1
24	11	Kessel Racing	CHE	Ferrari 488 GT3 Evo	Erwin Zanotti	ITA	AM	8	22	8	1:31.915	2.360	0.000	169.1
25	17	Antonelli Motorsport	ITA	Mercedes AMG GT3 - 2022	Marco Antonelli	ITA	AM	9	15	10	1:31.963	2.408	0.048	169.0
26	17	Antonelli Motorsport	ITA	Mercedes AMG GT3 - 2022	Florian Scholze	DEU	AM	10	19	9	1:32.009	2.454	0.046	168.9
27	911	GetSpeed Performance	DEU	Mercedes AMG GT3 - 2022	Steve Jans	LUX	PRO	6	12	2	1:32.018	2.463	0.009	168.9
28	91	Baron Motorsport	AUT	Ferrari 488 GT3 Evo	Ernst Kirchmavr	AUT	AM	11	20	7	1:32.085	2.530	0.067	168.8
29	25	Mann Filter Team Landgraf	DEU	Mercedes AMG GT3 EVO - 2021	Alexander Hrachowin	AUT	AM	12	21	13	1:32.423	2.868	0.338	168.1
30	72	Optimum Motorsport	GBR	McLaren 720 S GT3	Nick Moss	GBR	PRO	7	12	2	1:32.726	3.171	0.303	167.6
31	9	GetSpeed Performance	DEU	Mercedes AMG GT3 - 2022	Janine Shoffner	GBR	PROAM	12	18	2	1:32.777	3.222	0.051	167.5
32	63	Oregon Team	ITA	Lamborghini Huracan GT3 EVO	Benjamin Hites	CHE	PRO	8	12	2	1:32.844	3.289	0.067	167.4
33	133	Kessel Racing	CHE	Ferrari 488 GT3 Evo	Murat Ruhi Cuhadaro	TUR	PROAM	13	15	9	1:32.863	3.308	0.019	167.3
34	182	AF Corse	ITA	Ferrari 488 GT3 Evo MY 2020	Willem Van der Vorm	NLD	PROAM	14	15	13	1:33.079	3.524	0.216	167.0
35	44	Greystone GT	GBR	McLaren 720 S GT3	Andrew Gilbert	GBR	PROAM	15	19	13	1:33.165	3.610	0.086	166.8
36	3	Aust Motorsport	DEU	Audi R8 LMS GT3 evo II	Dino Steiner	DEU	PROAM	16	12	2	1:33.335	3.780	0.170	166.5
37	18	Theeba Motorsport	SAU	Mercedes AMG GT3 - 2022	Reema Juffali	SAU	PROAM*	17	6	2	1:33.902	4.347	0.567	165.5
38	73	Kessel Racing	CHE	Ferrari 488 GT3 Evo	Roman Ziemian	POL	PROAM	18	12	2	1:34.592	5.037	0.690	164.3
39	630	Motopark	DEU	Mercedes AMG GT3 202	Heiko Neumann	DEU	AM	13	6	2	1:34.632	5.077	0.040	164.2
40	5	Olimp Racing	POL	Ferrari 488 GT3 MY 2021	Stanislaw Jedlinski	POL	AM	14	3	2	1:36.307	6.752	1.675	161.4
41	54	SPS Automotive Performance	DEU	Mercedes AMG GT3 - 2020	Dexter Müller	CHE	PROAM	19	12	12	1:36.471	6.916	0.164	161.1
42	33	Team GT	DEU	Mercedes AMG GT3 EVO - 2021	Bernhard Laber	DEU	PROAM	20	12	12	1:36.791	7.236	0.320	160.6
43	55	AF Corse	ITA	Ferrari 488 GT3 Evo	Laurent De Meeus	BEL	AM*	15	12	12	1:36.881	7.326	0.090	160.4
44	11	Kessel Racing	CHE	Ferrari 488 GT3 Evo	Stephen Earle	USA	AM	16	12	3	1:37.652	8.097	0.771	159.1
45	777	Olimp Racing	POL	Audi R8 GT3 Evo 2	Marcin Jedlinski	POL	PROAM	21	1	1	37:25.15	35:55.6	35:47.50	06.9



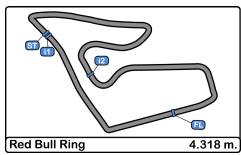


**Red Bull Ring**  
**International GT Open**  
**Race - 2**  
**Distance and Speed Average**



Cls	Nº	Entrant/Team	Nat	Driver 1	Nat	Driver 2	Nat	Vehicle	Cat	Cls	Laps	Distance	Total Time	Km/h
1	63	Oregon Team	ITA	Benjamin Hites	CHL	Leonardo Pulcini	ITA	Lamborghini Huracan GT3 EVO MY2022	PRO	1	34	146.81	1:00:07.181	146.5
2	911	GetSpeed Performance	DEU	Sébastien Baud	FRA	Steve Jans	LUX	Mercedes AMG GT3 - 2022	PRO	2	34	146.81	1:00:07.401	146.5
3	3	Aust Motorsport	DEU	Dino Steiner	DEU	Max Hofer	AUT	Audi R8 LMS GT3 evo II	PROAM	1	34	146.81	1:00:08.278	146.4
4	72	Optimum Motorsport	GBR	Nick Moss	GBR	Joe Osborne	GBR	McLaren 720 S GT3	PRO	3	34	146.81	1:00:09.725	146.4
5	9	GetSpeed Performance	DEU	Janine Shoffner	GBR	Moritz Kranz	DEU	Mercedes AMG GT3 - 2022	PROAM	2	34	146.81	1:00:09.904	146.4
6	133	Kessel Racing	CHE	Murat Ruhi Cuhadaroglu	TUR	David Fumanelli	ITA	Ferrari 488 GT3 Evo	PROAM	3	34	146.81	1:00:10.452	146.3
7	182	AF Corse	ITA	Willem Van der Vorm	NLD	Michele Rugolo	ITA	Ferrari 488 GT3 Evo MY 2020	PROAM	4	34	146.81	1:00:10.833	146.3
8	19	Oregon Team	ITA	Kevin Gilardoni	CHE	Glenn Van Berlo	NLD	Lamborghini Huracan GT3 EVO MY2022	PRO	4	34	146.81	1:00:12.667	146.2
9	73	Kessel Racing	CHE	Roman Ziemian	POL	Axcil Jefferies	ZWE	Ferrari 488 GT3 Evo	PROAM	5	34	146.81	1:00:14.035	146.2
10	786	GetSpeed Performance	DEU	Kiki Sak Nana	THA	Adam Osieka	DEU	Mercedes AMG GT3 - 2022	AM	1	34	146.81	1:00:14.435	146.2
11	44	Greystone GT	GBR	Andrew Gilbert	GBR	Fran Rueda	ESP	McLaren 720 S GT3	PROAM	6	34	146.81	1:00:14.951	146.2
12	25	Mann Filter Team Landgraf	DEU	Alexander Hrachowina	AUT	Martin Konrad	AUT	Mercedes AMG GT3 EVO - 2021	AM	2	34	146.81	1:00:17.894	146.0
13	33	Team GT	DEU	Bernhard Laber	DEU	Alain Valente	CHE	Mercedes AMG GT3 EVO - 2021	PROAM	7	34	146.81	1:00:18.038	146.0
14	17	Antonelli Motorsport	ITA	Florian Scholze	DEU	Marco Antonelli	ITA	Mercedes AMG GT3 - 2022	AM	3	34	146.81	1:00:18.613	146.0
15	55	AF Corse	ITA	Laurent De Meeus	BEL	Johnny Mowlem	GBR	Ferrari 488 GT3 Evo	AM*	4	34	146.81	1:00:19.546	146.0
16	54	SPS Automotive Performance	CHE	Dexter Müller	CHE	Yannick Mettler	CHE	Mercedes AMG GT3 - 2020	PROAM	8	34	146.81	1:00:24.425	145.8
17	11	Kessel Racing	CHE	Stephen Earle	USA	Erwin Zanotti	ITA	Ferrari 488 GT3 Evo	AM	5	34	146.81	1:01:44.472	142.6
18	91	Baron Motorsport	AUT	Ernst Kirchmavr	AUT	Philipp Baron	AUT	Ferrari 488 GT3 Evo	AM	6	33	142.49	1:00:21.264	141.6
19	630	Motopark	DEU	Heiko Neumann	DEU	Timo Rumpfkeil	DEU	Mercedes AMG GT3 2021	AM	7	28	120.90	47:31.421	152.6
20	18	Theeba Motorsport	SAU	Reema Juffali	SAU	Adam Christodoulou	GBR	Mercedes AMG GT3 - 2022	PROAM*	9	28	120.90	47:31.938	152.6
21	15	Twin Busch by equipe Vitesse	DEU	Mario Hirsch	DEU	Dominik Schraml	AUT	Mercedes AMG GT3 - 2021	PROAM	10	28	120.90	47:32.440	152.5
<b>Not classified: (Requirements: 75% of number laps of leader = 26 Laps)</b>														
777		Olimp Racing	POL	Marcin Jedlinski	POL	Karol Basz	POL	Audi R8 GT3 Evo 2	PROAM	11	23	99.31	37:25.158	159.2
5		Olimp Racing	POL	Stanislaw Jedlinski	POL	Krystian Korzeniowski	POL	Ferrari 488 GT3 MY 2021	AM	8	21	90.67	35:13.851	154.4





**Red Bull Ring**  
**International GT Open**  
**Race - 2**  
**Lap Analysis**



**3**

Dino Steiner

Audi R8 LMS GT3 evo II

**5**

Stanislaw Jedlinski

Ferrari 488 GT3 MY 2021

PROAM

Max Hofer

Aust Motorsport

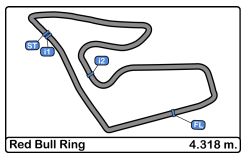
AM

Krystian Korzeniowski

Olimp Racing

Lap	D	Time	Sector 1	Sector 2	Sector 3	T. Spd	Elapsed	Lap	D	Time	Sector 1	Sector 2	Sector 3	T. Spd	Elapsed
1	2	1:34.106	25.666	40.813	27.627	232.2	1:34.106	1	2	1:36.497	26.096	41.967	28.434	232.2	1:36.497
2	2	1:30.407	22.342	40.491	27.574	236.8	3:04.513	2	2	1:30.685	22.314	40.557	27.814	236.8	3:07.182
3	2	1:30.095	22.322	40.337	27.436	236.3	4:34.608	3	2	1:30.367	22.257	40.458	27.652	238.4	4:37.549
4	2	1:42.115	22.450	43.460	36.205	193.2	6:16.723	4	2	1:41.327	22.239	43.445	35.643	210.9	6:18.876
5	2	2:00.801	28.484	54.320	37.997	156.0	8:17.524	5	2	2:01.080	29.335	52.959	38.786	190.1	8:19.956
6	2	2:20.074	35.429	1:03.889	40.756	118.1	10:37.598	6	2	2:18.762	34.906	1:05.402	38.454	126.7	10:38.718
7	2	1:30.928	22.656	40.687	27.585	233.7	12:08.526	7	2	1:31.530	22.526	41.178	27.826	237.3	12:10.248
8	2	1:30.018	22.375	40.244	27.399	235.2	13:38.544	8	2	1:30.605	22.225	40.676	27.704	238.4	13:40.853
9	2	1:30.028	22.342	40.219	27.467	234.7	15:08.572	9	2	1:30.446	22.160	40.623	27.663	238.9	15:11.299
10	2	1:30.067	22.316	40.316	27.435	234.7	16:38.639	10	2	1:30.442	22.268	40.517	27.657	238.4	16:41.741
11	2	1:29.929	22.366	40.150	27.413	235.2	18:08.568	11	2	1:30.666	22.323	40.680	27.663	238.9	18:12.407
12	2	1:29.712	22.364	39.969	27.379	235.2	19:38.280	12	2	1:30.487	22.343	40.575	27.569	237.8	19:42.894
13	2	1:29.567	22.300	39.901	27.366	235.8	21:07.847	13	2	1:30.431	22.163	40.553	27.715	238.9	21:13.325
14	2	1:29.671	22.339	39.971	27.361	235.2	22:37.518	14	2	1:30.596	22.317	40.583	27.696	237.8	22:43.921
15	2	1:30.524	22.308	40.464	27.752	235.2	24:08.042	15	2	1:31.170	22.225	41.005	27.940	238.4	24:15.091
16	2	1:30.285	22.449	40.365	27.471	235.2	25:38.327	16	2	1:31.198	22.289	40.734	28.175	238.9	25:46.289
17	2	1:30.980	22.328	40.586	28.066	236.3	27:09.307	17	2	1:31.351	22.297	41.020	28.034	239.4	27:17.640
18	2	1:30.440	22.396	40.328	27.716	235.8	28:39.747	18	2	1:36.093 P	22.289	41.366	32.438	238.9	28:53.733
19	2	1:30.443	22.400	40.434	27.609	235.2	30:10.190	19	1	2:50.378	1:34.976	45.592	29.810	214.7	31:44.111
20	2	1:31.490	22.306	40.859	28.325	236.8	31:41.680	20	1	1:36.307	23.507	42.248	30.552	235.8	33:20.418
21	2	1:32.059	22.527	40.688	28.844	236.3	33:13.739	21	1	1:53.433 P	23.806	45.441	44.186	236.3	35:13.851
22	2	1:34.730 P	22.786	40.839	31.105	234.2	34:48.469								
23	1	2:36.156	1:24.694	42.561	28.901	226.8	37:24.625								
24	1	1:33.335	22.872	41.966	28.497	234.2	38:57.960								
25	1	1:51.329	24.461	43.554	43.314	202.2	40:49.289								
26	1	2:23.672	39.139	1:02.927	41.606	119.8	43:12.961								
27	1	2:10.916	31.987	59.289	39.640	146.3	45:23.877								
28	1	2:01.629	27.940	54.884	38.805	191.4	47:25.506								
29	1	2:02.390 P	23.909	50.473	48.008	231.2	49:27.896								
30	1	2:20.931 P	44.232	54.208	42.491	157.2	51:48.827								
31	1	2:33.505 P	46.632	1:00.055	46.818	168.7	54:22.332								
32	1	2:35.312	48.859	1:05.684	40.769	113.2	56:57.644								
33	1	1:36.731	24.103	43.208	29.420	226.4	58:34.375								
34	1	1:33.903	23.066	41.751	29.086	233.7	1:00:08.278								





**Red Bull Ring**  
**International GT Open**  
**Race - 2**  
**Lap Analysis**



9

Janine Shoffner

Mercedes AMG GT3 - 2022

11

Stephen Earle

Ferrari 488 GT3 Evo

PROAM

Moritz Kranz

GetSpeed Performance

AM

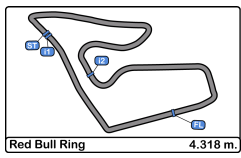
Erwin Zanotti

Kessel Racing

Lap	D	Time	Sector 1	Sector 2	Sector 3	T. Spd	Elapsed	Lap	D	Time	Sector 1	Sector 2	Sector 3	T. Spd	Elapsed
1	1	1:47.115	29.683	48.752	28.680	223.1	1:47.115	1	2	1:41.050	28.848	43.320	28.882	216.0	1:41.050
2	1	1:32.777	22.846	41.289	28.642	234.2	3:19.892	2	2	1:33.616	22.993	42.078	28.545	236.8	3:14.666
3	1	1:33.376	22.871	41.513	28.992	234.7	4:53.268	3	2	1:32.618	22.723	41.304	28.591	238.9	4:47.284
4	1	1:39.313	23.923	44.907	30.483	221.3	6:32.581	4	2	1:41.268	23.112	45.002	33.154	219.5	6:28.552
5	1	1:57.327	29.445	51.873	36.009	165.6	8:29.908	5	2	1:58.620	29.095	52.072	37.453	166.4	8:27.172
6	1	2:18.093	38.996	1:02.375	36.722	133.6	10:48.001	6	2	2:18.093	38.648	1:02.251	37.194	146.7	10:45.265
7	1	1:34.548	23.036	42.198	29.314	234.2	12:22.549	7	2	1:32.721	22.813	41.618	28.290	238.9	12:17.986
8	1	1:33.926	23.204	41.800	28.922	232.2	13:56.475	8	2	1:31.915	22.750	41.019	28.146	237.8	13:49.901
9	1	1:33.564	22.939	41.643	28.982	236.3	15:30.039	9	2	1:32.263	22.589	41.111	28.563	237.8	15:22.164
10	1	1:33.692	22.957	41.915	28.820	235.8	17:03.731	10	2	1:32.519	22.593	41.485	28.441	237.8	16:54.683
11	1	1:34.026	22.983	42.011	29.032	234.7	18:37.757	11	2	1:32.062	22.633	40.994	28.435	237.8	18:26.745
12	1	1:33.357	22.887	41.721	28.749	236.8	20:11.114	12	2	1:32.476	22.799	41.267	28.410	238.4	19:59.221
13	1	1:33.069	22.839	41.430	28.800	236.8	21:44.183	13	2	1:32.458	22.747	41.393	28.318	237.3	21:31.679
14	1	1:34.255	22.863	42.426	28.966	236.8	23:18.438	14	2	1:32.837	22.627	41.721	28.489	238.9	23:04.516
15	1	1:34.944	22.906	42.800	29.238	236.3	24:53.382	15	2	1:33.056	22.598	41.764	28.694	234.2	24:37.572
16	1	1:34.604	22.893	42.226	29.485	233.7	26:27.986	16	2	1:33.090	22.925	41.808	28.357	236.8	26:10.662
17	1	1:34.420	23.205	42.002	29.213	233.2	28:02.406	17	2	1:32.930	22.768	41.574	28.588	237.3	27:43.592
18	1	1:41.324 P	23.313	42.570	35.441	232.7	29:43.730	18	2	1:33.013	23.475	41.363	28.175	230.7	29:16.605
19	2	2:32.487	1:23.287	41.388	27.812	231.2	32:16.217	19	2	1:32.591	22.689	41.550	28.352	234.7	30:49.196
20	2	1:30.601	22.444	40.449	27.708	235.8	33:46.818	20	2	1:32.540	22.527	41.329	28.684	236.3	32:21.736
21	2	1:30.639	22.382	40.311	27.946	235.8	35:17.457	21	2	1:32.236	22.750	41.187	28.299	235.8	33:53.972
22	2	1:30.483	22.345	40.501	27.637	235.8	36:47.940	22	2	1:36.470 P	22.652	40.613	33.205	235.8	35:30.442
23	2	1:30.463	22.340	40.479	27.644	235.8	38:18.403	23	1	2:40.183	1:25.896	44.127	30.160	217.7	38:10.625
24	2	1:39.642	22.426	41.673	35.543	236.8	39:58.045	24	1	1:43.911	23.021	44.617	36.273	234.7	39:54.536
25	2	1:39.199	24.611	43.973	30.615	233.2	41:37.244	25	1	1:37.652	23.603	43.475	30.574	218.1	41:32.188
26	2	1:59.145	23.638	49.102	46.405	224.0	43:36.389	26	1	1:56.175	23.511	48.986	43.678	230.2	43:28.363
27	2	2:04.998	25.744	59.933	39.321	135.6	45:41.387	27	1	2:10.284	31.029	59.221	40.034	147.9	45:38.647
28	2	1:54.027	29.055	48.454	36.518	194.9	47:35.414	28	1	1:55.389	29.109	48.950	37.330	216.4	47:34.036
29	2	2:12.374 P	24.648	49.369	58.357	196.3	49:47.788	29	1	2:10.125 P	24.174	49.242	56.709	218.6	49:44.161
30	2	2:19.544 P	44.191	45.491	49.862	202.6	52:07.332	30	1	2:18.817 P	41.116	49.764	47.937	201.1	52:02.978
31	2	2:33.627 P	44.779	55.809	53.039	130.7	54:40.959	31	1	2:33.857 P	45.594	57.506	50.757	156.7	54:36.835
32	2	2:21.539	45.231	59.676	36.632	86.7	57:02.498	32	1	2:25.183	47.176	1:00.399	37.608	95.2	57:02.018
33	2	1:34.840	23.531	42.155	29.154	223.1	58:37.338	33	1	1:39.879	24.145	45.063	30.671	211.7	58:41.897
34	2	1:32.566	22.853	40.961	28.752	235.8	1:00:09.904	34	1	3:02.575 P	23.768	1:30.504	1:08.303	235.8	1:01:44.472





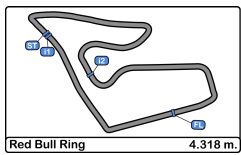


**Red Bull Ring**  
**International GT Open**  
**Race - 2**  
**Lap Analysis**



15							17													
Mario Hirsch							Florian Scholze													
Mercedes AMG GT3 - 2021							Mercedes AMG GT3 - 2022													
PROAM			Dominik Schraml				Twin Busch by equipe Vitesse				AM			Marco Antonelli				Antonelli Motorsport		
Lap	D	Time	Sector 1	Sector 2	Sector 3	T. Spd	Elapsed	Lap	D	Time	Sector 1	Sector 2	Sector 3	T. Spd	Elapsed					
1	2	1:40.036	28.584	42.349	29.103	222.2	1:40.036	1	2	1:40.331	28.998	42.316	29.017	228.3	1:40.331					
2	2	1:33.241	22.725	41.714	28.802	235.8	3:13.277	2	2	1:33.305	22.861	41.759	28.685	235.8	3:13.636					
3	2	1:32.267	22.539	41.437	28.291	237.3	4:45.544	3	2	1:32.363	22.753	41.179	28.431	234.7	4:45.999					
4	2	1:41.371	22.668	44.747	33.956	206.1	6:26.915	4	2	1:41.558	22.607	45.050	33.901	205.3	6:27.557					
5	2	1:58.653	28.385	52.159	38.109	160.0	8:25.568	5	2	1:58.547	28.306	52.244	37.997	156.7	8:26.104					
6	2	2:17.542	38.193	1:02.612	36.737	151.2	10:43.110	6	2	2:18.234	38.154	1:02.620	37.460	137.2	10:44.338					
7	2	1:31.982	22.593	41.149	28.240	237.3	12:15.092	7	2	1:32.302	22.685	41.399	28.218	235.2	12:16.640					
8	2	1:31.307	22.590	40.764	27.953	236.8	13:46.399	8	2	1:32.266	22.755	40.857	28.654	233.7	13:48.906					
9	2	1:31.559	22.395	41.059	28.105	237.8	15:17.958	9	2	1:32.047	22.609	40.773	28.665	232.7	15:20.953					
10	2	1:31.701	22.572	41.022	28.107	236.8	16:49.659	10	2	1:31.963	22.783	40.871	28.309	232.7	16:52.916					
11	2	1:31.990	22.599	40.897	28.494	236.8	18:21.649	11	2	1:32.333	22.682	41.098	28.553	233.7	18:25.249					
12	2	1:31.343	22.609	40.738	27.996	236.3	19:52.992	12	2	1:32.420	22.696	40.944	28.780	234.2	19:57.669					
13	2	1:31.495	22.389	41.017	28.089	237.3	21:24.487	13	2	1:33.194	22.883	41.620	28.691	233.2	21:30.863					
14	2	1:31.964	22.374	41.308	28.282	237.3	22:56.451	14	2	1:32.401	22.788	40.974	28.639	232.2	23:03.264					
15	2	1:32.126	22.492	41.286	28.348	237.3	24:28.577	15	2	1:38.050 P	22.964	41.354	33.732	232.7	24:41.314					
16	2	1:31.752	22.680	40.901	28.171	236.8	26:00.329	16	1	2:28.226	1:17.428	41.599	29.199	229.7	27:09.540					
17	2	1:33.505	22.471	41.928	29.106	238.4	27:33.834	17	1	1:32.307	23.000	40.856	28.451	233.7	28:41.847					
18	2	1:32.213	22.551	41.373	28.289	236.8	29:06.047	18	1	1:32.375	22.494	41.289	28.592	234.2	30:14.222					
19	2	1:32.098	22.390	41.465	28.243	236.3	30:38.145	19	1	1:33.259	22.575	41.444	29.240	232.2	31:47.481					
20	2	1:32.998	22.803	41.821	28.374	234.2	32:11.143	20	1	1:33.081	22.763	41.642	28.676	235.2	33:20.562					
21	2	1:32.344	22.559	41.562	28.223	236.8	33:43.487	21	1	1:32.260	22.699	41.280	28.281	233.7	34:52.822					
22	2	1:35.344	22.664	41.597	31.083	234.7	35:18.831	22	1	1:32.141	22.588	41.062	28.491	233.2	36:24.963					
23	2	1:36.120 P	22.609	41.136	32.375	236.3	36:54.951	23	1	1:32.467	22.665	41.326	28.476	234.7	37:57.430					
24	2	2:46.317	1:29.958	45.601	30.758	192.5	39:41.268	24	1	1:32.009	22.530	41.050	28.429	235.8	39:29.439					
25	2	1:37.570	23.556	44.133	29.881	234.7	41:18.838	25	1	1:39.192	24.457	43.741	30.994	221.3	41:08.631					
26	2	2:06.205	23.913	59.259	43.033	147.1	43:25.043	26	1	2:12.424	27.841	1:02.218	42.365	80.6	43:21.055					
27	2	2:08.914	31.174	59.703	38.037	119.0	45:33.957	27	1	2:10.618	32.043	59.838	38.737	109.9	45:31.673					
28	2	1:58.483	30.251	50.427	37.805	174.1	47:32.440	28	1	1:57.440	29.195	51.354	36.891	167.1	47:29.113					
								29	1	2:06.673 P	23.996	51.209	51.468	210.1	49:35.786					
								30	1	2:20.873 P	42.633	52.448	45.792	176.4	51:56.659					
								31	1	2:33.461 P	47.522	56.033	49.906	186.5	54:30.120					
								32	1	2:29.598	49.869	1:01.662	38.067	90.9	56:59.718					
								33	1	1:35.507	23.378	42.511	29.618	233.2	58:35.225					
								34	1	1:33.388	22.849	41.542	28.997	234.7	1:00:08.613					



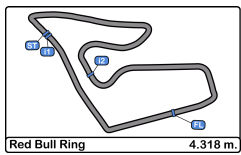


**Red Bull Ring**  
**International GT Open**  
**Race - 2**  
**Lap Analysis**



18							19								
Reema Juffali							Kevin Gilardoni								
Mercedes AMG GT3 - 2022							Lamborghini Huracan GT3 EVO MY2022								
PROAM* Adam Christodoulou							PRO Glenn Van Berlo								
Theeba Motorsport							Oregon Team								
Lap	D	Time	Sector 1	Sector 2	Sector 3	T. Spd	Elapsed	Lap	D	Time	Sector 1	Sector 2	Sector 3	T. Spd	Elapsed
1	2	1:37.160	26.349	42.469	28.342	235.2	1:37.160	1	1	1:39.487	28.407	42.161	28.919	229.2	1:39.487
2	2	1:31.118	22.506	40.736	27.876	236.3	3:08.278	2	1	1:32.592	22.997	41.533	28.062	231.2	3:12.079
3	2	1:30.909	22.617	40.611	27.681	236.3	4:39.187	3	1	1:32.355	22.535	41.763	28.057	233.7	4:44.434
4	2	1:41.854	22.785	46.257	32.812	182.1	6:21.041	4	1	1:40.953	22.472	44.749	33.732	226.4	6:25.387
5	2	2:00.034	29.540	51.925	38.569	165.8	8:21.075	5	1	1:58.815	28.921	51.600	38.294	166.9	8:24.202
6	2	2:18.807	35.916	1:05.750	37.141	153.8	10:39.882	6	1	2:17.703	37.679	1:03.222	36.802	183.6	10:41.905
7	2	1:31.437	22.527	40.970	27.940	235.8	12:11.319	7	1	1:31.785	22.604	40.982	28.199	233.2	12:13.690
8	2	1:30.867	22.429	40.608	27.830	236.8	13:42.186	8	1	1:31.312	22.402	40.644	28.266	234.2	13:45.002
9	2	1:30.571	22.232	40.576	27.763	237.3	15:12.757	9	1	1:31.233	22.467	40.754	28.012	234.2	15:16.235
10	2	1:30.727	22.318	40.665	27.744	236.3	16:43.484	10	1	1:31.154	22.436	40.663	28.055	233.2	16:47.389
11	2	1:30.818	22.433	40.643	27.742	235.2	18:14.302	11	1	1:31.173	22.431	40.658	28.084	233.2	18:18.562
12	2	1:30.620	22.325	40.546	27.749	236.3	19:44.922	12	1	1:31.120	22.443	40.649	28.028	233.2	19:49.682
13	2	1:30.452	22.280	40.413	27.759	236.3	21:15.374	13	1	1:31.294	22.468	40.606	28.220	233.2	21:20.976
14	2	1:30.762	22.365	40.607	27.790	236.3	22:46.136	14	1	1:30.993	22.438	40.544	28.011	233.2	22:51.969
15	2	1:31.235	22.415	40.858	27.962	235.8	24:17.371	15	1	1:31.635	22.488	40.953	28.194	232.7	24:23.604
16	2	1:31.337	22.411	40.955	27.971	235.8	25:48.708	16	1	1:31.813	22.656	41.029	28.128	234.7	25:55.417
17	2	1:31.222	22.471	40.872	27.879	235.2	27:19.930	17	1	1:31.469	22.494	40.826	28.149	232.7	27:26.886
18	2	1:31.346	22.420	40.979	27.947	235.8	28:51.276	18	1	1:36.576 P	22.512	40.942	33.122	233.7	29:03.462
19	2	1:31.496	22.404	41.065	28.027	235.8	30:22.772	19	2	2:52.016	1:42.246	41.734	28.036	226.4	31:55.478
20	2	1:31.968	22.530	41.218	28.220	234.7	31:54.740	20	2	1:31.211	22.581	40.801	27.829	232.2	33:26.689
21	2	1:31.338	22.474	41.020	27.844	235.8	33:26.078	21	2	1:31.408	22.426	40.758	28.224	233.7	34:58.097
22	2	1:35.851 P	22.245	41.116	32.490	236.8	35:01.929	22	2	1:30.848	22.592	40.409	27.847	231.7	36:28.945
23	1	2:59.685	1:48.244	42.768	28.673	214.2	38:01.614	23	2	1:31.632	22.667	40.989	27.976	232.7	38:00.577
24	1	1:33.902	22.760	41.417	29.725	236.8	39:35.516	24	2	1:34.528	22.454	41.329	30.745	235.8	39:35.105
25	1	1:35.998	23.448	42.449	30.101	234.7	41:11.514	25	2	1:35.812	22.980	42.969	29.863	234.7	41:10.917
26	1	2:12.581	27.323	1:02.021	43.237	83.2	43:24.095	26	2	2:12.847	27.037	1:02.425	43.385	85.2	43:23.764
27	1	2:08.872	30.926	59.948	37.998	129.0	45:32.967	27	2	2:08.891	30.706	59.793	38.392	104.9	45:32.655
28	1	1:58.971	30.206	50.835	37.930	175.8	47:31.938	28	2	1:58.833	29.934	50.744	38.155	158.8	47:31.488
								29	2	2:13.729 P	27.689	49.068	56.972	206.1	49:45.217
								30	2	2:18.731 P	43.443	47.008	48.280	216.8	52:03.948
								31	2	2:33.891 P	45.820	56.821	51.250	172.2	54:37.839
								32	2	2:24.380	47.067	59.842	37.471	98.0	57:02.219
								33	2	1:36.131	24.109	42.531	29.491	224.0	58:38.350
								34	2	1:34.317	23.154	42.302	28.861	235.8	1:00:12.667





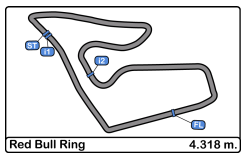
**Red Bull Ring**  
**International GT Open**  
**Race - 2**  
**Lap Analysis**



**25** Alexander Hrachowina Mercedes AMG GT3 EVO - 2021 **33** Bernhard Laber Mercedes AMG GT3 EVO - 2021

AM							PROAM							Team GT	
Martin Konrad							Mann Filter Team Landgraf							Alain Valente	
Lap	D	Time	Sector 1	Sector 2	Sector 3	T. Spd	Elapsed	Lap	D	Time	Sector 1	Sector 2	Sector 3	T. Spd	Elapsed
1	1	1:43.239	29.633	44.413	29.193	230.2	1:43.239	1	2	1:36.814	26.423	41.719	28.672	234.2	1:36.814
2	1	1:33.264	22.832	41.437	28.995	236.8	3:16.503	2	2	1:30.859	22.405	40.734	27.720	234.2	3:07.673
3	1	1:32.902	22.818	41.319	28.765	237.3	4:49.405	3	2	1:30.520	22.332	40.518	27.670	235.8	4:38.193
4	1	1:40.850	22.943	44.775	33.132	222.6	6:30.255	4	2	1:41.554	22.268	43.284	36.002	217.3	6:19.747
5	1	1:58.175	29.107	52.092	36.976	174.1	8:28.430	5	2	2:00.688	29.221	52.753	38.714	182.1	8:20.435
6	1	2:18.071	38.588	1:02.393	37.090	144.1	10:46.501	6	2	2:19.014	35.530	1:04.894	38.590	143.6	10:39.449
7	1	1:33.708	23.231	41.664	28.813	236.8	12:20.209	7	2	1:31.257	22.492	40.814	27.951	234.7	12:10.706
8	1	1:33.127	22.691	41.374	29.062	237.3	13:53.336	8	2	1:30.720	22.353	40.565	27.802	235.8	13:41.426
9	1	1:32.904	22.777	41.403	28.724	236.3	15:26.240	9	2	1:30.633	22.338	40.440	27.855	235.8	15:12.059
10	1	1:35.080	22.778	41.493	30.809	236.3	17:01.320	10	2	1:30.356	22.248	40.359	27.749	235.8	16:42.415
11	1	1:33.938	23.241	41.721	28.976	236.3	18:35.258	11	2	1:30.752	22.363	40.641	27.748	236.8	18:13.167
12	1	1:33.359	22.708	41.520	29.131	236.8	20:08.617	12	2	1:30.451	22.427	40.413	27.611	235.2	19:43.618
13	1	1:32.423	22.944	41.163	28.316	236.3	21:41.040	13	2	1:30.364	22.180	40.499	27.685	236.3	21:13.982
14	1	1:32.474	22.706	41.133	28.635	234.7	23:13.514	14	2	1:30.500	22.403	40.424	27.673	235.8	22:44.482
15	1	1:33.158	22.798	41.453	28.907	234.7	24:46.672	15	2	1:31.174	22.355	40.805	28.014	235.8	24:15.656
16	1	1:32.596	22.704	41.133	28.759	235.2	26:19.268	16	2	1:31.233	22.352	40.878	28.003	235.2	25:46.889
17	1	1:33.120	22.936	41.282	28.902	234.2	27:52.388	17	2	1:31.191	22.389	40.825	27.977	235.8	27:18.080
18	1	1:33.204	22.865	41.373	28.966	235.2	29:25.592	18	2	1:31.828	22.292	41.256	28.280	237.3	28:49.908
19	1	1:33.390	22.693	41.747	28.950	235.2	30:58.982	19	2	1:31.045	22.253	40.906	27.886	235.2	30:20.953
20	1	1:33.192	23.011	41.215	28.966	233.7	32:32.174	20	2	1:31.650	22.353	41.217	28.080	236.3	31:52.603
21	1	1:38.661 P	22.860	41.416	34.385	234.2	34:10.835	21	2	1:31.351	22.406	41.046	27.899	236.8	33:23.954
22	2	2:43.750	1:34.655	41.066	28.029	232.2	36:54.585	22	2	1:36.757 P	22.492	41.555	32.710	237.3	35:00.711
23	2	1:31.488	22.809	40.791	27.888	235.2	38:26.073	23	1	2:50.487	1:36.410	43.690	30.387	229.2	37:51.198
24	2	1:32.325	22.539	40.675	29.111	235.8	39:58.398	24	1	1:37.798	24.117	43.068	30.613	233.2	39:28.996
25	2	1:39.539	25.136	43.880	30.523	218.6	41:37.937	25	1	1:39.333	24.481	43.816	31.036	216.0	41:08.329
26	2	1:59.127	23.678	49.239	46.210	222.2	43:37.064	26	1	2:12.330	27.658	1:02.171	42.501	87.1	43:20.659
27	2	2:05.172	26.113	59.851	39.208	150.0	45:42.236	27	1	2:10.499	31.959	59.755	38.785	114.5	45:31.158
28	2	1:53.385	28.857	48.614	35.914	183.9	47:35.621	28	1	1:57.699	29.103	51.433	37.163	178.5	47:28.857
29	2	2:15.190 P	25.263	50.423	59.504	201.4	49:50.811	29	1	2:10.473 P	25.392	51.700	53.381	188.4	49:39.330
30	2	2:19.414 P	42.791	46.477	50.146	185.8	52:10.225	30	1	2:20.388 P	41.564	52.108	46.716	174.7	51:59.718
31	2	2:34.267 P	43.473	56.883	53.911	135.6	54:44.492	31	1	2:33.905 P	46.727	56.867	50.311	176.7	54:33.623
32	2	2:19.263	43.925	59.139	36.199	109.7	57:03.755	32	1	2:27.482	48.221	1:01.063	38.198	92.7	57:01.105
33	2	1:38.255	23.524	44.154	30.577	228.3	58:42.010	33	1	1:40.142	24.724	44.438	30.980	200.0	58:41.247
34	2	1:35.884	23.903	43.074	28.907	236.3	1:00:17.894	34	1	1:36.791	23.679	42.640	30.472	229.7	1:00:18.038





**Red Bull Ring**  
**International GT Open**  
**Race - 2**  
**Lap Analysis**



**44**

Andrew Gilbert

McLaren 720 S GT3

**54**

Dexter Müller

Mercedes AMG GT3 - 2020

PROAM

Fran Rueda

Greystone GT

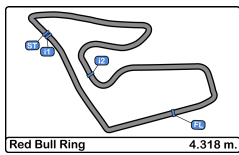
PROAM

Yannick Mettler

SPS Automotive Performance

Lap	D	Time	Sector 1	Sector 2	Sector 3	T. Spd	Elapsed	Lap	D	Time	Sector 1	Sector 2	Sector 3	T. Spd	Elapsed
1	1	1:43.917	30.400	43.925	29.592	200.0	1:43.917	1	2	1:38.187	26.921	42.775	28.491	237.8	1:38.187
2	1	1:33.791	23.225	41.694	28.872	234.7	3:17.708	2	2	1:31.986	22.751	41.245	27.990	234.7	3:10.173
3	1	1:33.369	23.108	41.391	28.870	235.8	4:51.077	3	2	1:31.290	22.583	40.751	27.956	236.8	4:41.463
4	1	1:39.730	23.618	43.578	32.534	209.3	6:30.807	4	2	1:42.621	22.717	46.264	33.640	182.1	6:24.084
5	1	1:58.155	29.226	52.008	36.921	186.2	8:28.962	5	2	1:59.211	29.523	51.007	38.681	162.1	8:23.295
6	1	2:18.193	38.608	1:02.310	37.275	137.2	10:47.155	6	2	2:18.105	37.146	1:04.044	36.915	196.3	10:41.400
7	1	1:34.696	23.381	41.759	29.556	235.8	12:21.851	7	2	1:31.652	22.597	41.086	27.969	237.3	12:13.052
8	1	1:33.839	23.566	41.321	28.952	234.2	13:55.690	8	2	1:31.560	22.530	40.850	28.180	236.8	13:44.612
9	1	1:33.676	23.006	41.593	29.077	235.2	15:29.366	9	2	1:30.931	22.427	40.680	27.824	236.8	15:15.543
10	1	1:33.717	22.993	41.597	29.127	234.7	17:03.083	10	2	1:30.970	22.487	40.666	27.817	236.3	16:46.513
11	1	1:33.849	23.199	41.529	29.121	233.7	18:36.932	11	2	1:31.392	22.587	40.850	27.955	236.3	18:17.905
12	1	1:33.221	23.041	41.325	28.855	234.2	20:10.153	12	2	1:31.052	22.435	40.681	27.936	237.3	19:48.957
13	1	1:33.165	22.936	41.400	28.829	234.7	21:43.318	13	2	1:31.311	22.598	40.720	27.993	237.3	21:20.268
14	1	1:35.640	23.046	43.566	29.028	233.2	23:18.958	14	2	1:31.178	22.564	40.683	27.931	235.8	22:51.446
15	1	1:34.857	23.130	42.351	29.376	233.2	24:53.815	15	2	1:31.905	22.549	41.070	28.286	236.3	24:23.351
16	1	1:35.216	23.251	41.944	30.021	231.7	26:29.031	16	2	1:32.605	22.706	41.755	28.144	236.8	25:55.956
17	1	1:34.446	23.349	41.814	29.283	231.7	28:03.477	17	2	1:31.749	22.660	41.046	28.043	236.8	27:27.705
18	1	1:35.392	23.326	41.991	30.075	233.2	29:38.869	18	2	1:31.601	22.642	40.810	28.149	236.3	28:59.306
19	1	1:40.159 P	23.539	42.217	34.403	231.2	31:19.028	19	2	1:31.641	22.554	40.945	28.142	235.8	30:30.947
20	2	2:38.627	1:29.354	41.134	28.139	229.7	33:57.655	20	2	1:31.835	22.674	41.029	28.132	235.2	32:02.782
21	2	1:31.448	22.761	40.559	28.128	233.2	35:29.103	21	2	1:31.297	22.606	40.777	27.914	236.3	33:34.079
22	2	1:31.432	22.681	40.575	28.176	234.2	37:00.535	22	2	1:40.153 P	22.538	40.688	36.927	236.3	35:14.232
23	2	1:31.582	22.696	40.557	28.329	234.7	38:32.117	23	1	2:36.974	1:23.945	43.059	29.970	231.2	37:51.206
24	2	1:32.792	22.626	41.095	29.071	235.8	40:04.909	24	1	1:36.894	23.556	42.512	30.826	233.2	39:28.100
25	2	1:35.483	23.061	42.223	30.199	234.7	41:40.392	25	1	1:37.644	24.437	43.212	29.995	210.5	41:05.744
26	2	1:57.769	23.210	48.042	46.517	233.7	43:38.161	26	1	2:14.163	29.376	1:02.312	42.475	86.1	43:19.907
27	2	2:05.518	27.001	58.812	39.705	168.7	45:43.679	27	1	2:10.587	31.970	59.789	38.828	120.4	45:30.494
28	2	1:52.831	28.934	47.663	36.234	212.5	47:36.510	28	1	1:57.789	28.812	51.799	37.178	194.5	47:28.283
29	2	2:21.443 P	25.012	51.670	1:04.761	183.9	49:57.953	29	1	2:08.706 P	24.365	52.518	51.823	210.1	49:36.989
30	2	2:17.620 P	41.295	45.902	50.423	196.0	52:15.573	30	1	2:21.134 P	42.800	52.142	46.192	183.9	51:58.123
31	2	2:32.287 P	40.632	57.257	54.398	119.6	54:47.860	31	1	2:33.547 P	47.176	56.130	50.241	181.5	54:31.670
32	2	2:16.656	42.772	58.661	35.223	99.0	57:04.516	32	1	2:28.788	49.245	1:01.513	38.030	100.2	57:00.458
33	2	1:37.190	23.482	43.418	30.290	228.3	58:41.706	33	1	1:37.496	23.598	43.477	30.421	233.7	58:37.954
34	2	1:33.245	23.077	41.586	28.582	235.8	1:00:14.951	34	1	1:36.471	23.327	43.466	29.678	235.2	1:00:14.425





**Red Bull Ring**  
**International GT Open**  
**Race - 2**  
**Lap Analysis**

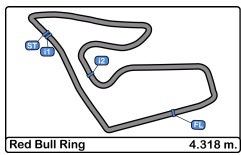


**55** Laurent De Meeus Ferrari 488 GT3 Evo **63** Benjamin Hites Lamborghini Huracan GT3 EVO MY2022

AM\* Johnny Mowlem AF Corse PRO Leonardo Pulcini Oregon Team

Lap	D	Time	Sector 1	Sector 2	Sector 3	T. Spd	Elapsed	Lap	D	Time	Sector 1	Sector 2	Sector 3	T. Spd	Elapsed
1	2	1:37.813	27.468	41.932	28.413	236.8	1:37.813	1	2	1:35.476	26.137	41.562	27.777	232.2	1:35.476
2	2	1:31.967	22.679	41.159	28.129	237.8	3:09.780	2	2	1:30.641	22.387	40.615	27.639	234.7	3:06.117
3	2	1:31.174	22.619	40.737	27.818	237.8	4:40.954	3	2	1:30.350	22.373	40.352	27.625	235.8	4:36.467
4	2	1:42.560	22.628	46.430	33.502	171.1	6:23.514	4	2	1:42.045	22.245	43.952	35.848	196.3	6:18.512
5	2	1:59.136	29.083	51.231	38.822	169.8	8:22.650	5	2	2:00.927	29.036	53.260	38.631	201.8	8:19.439
6	2	2:18.119	36.915	1:04.270	36.934	177.6	10:40.769	6	2	2:18.963	34.825	1:04.993	39.145	125.2	10:38.402
7	2	1:31.806	22.643	41.208	27.955	238.4	12:12.575	7	2	1:31.476	22.596	41.023	27.857	235.8	12:09.878
8	2	1:31.616	22.437	41.134	28.045	238.4	13:44.191	8	2	1:30.463	22.344	40.467	27.652	236.8	13:40.341
9	2	1:30.898	22.245	40.835	27.818	238.9	15:15.089	9	2	1:30.328	22.251	40.535	27.542	236.8	15:10.669
10	2	1:30.969	22.357	40.738	27.874	237.8	16:46.058	10	2	1:30.665	22.361	40.547	27.757	236.8	16:41.334
11	2	1:31.283	22.421	40.985	27.877	237.8	18:17.341	11	2	1:30.526	22.404	40.569	27.553	235.8	18:11.860
12	2	1:31.111	22.516	40.723	27.872	236.8	19:48.452	12	2	1:30.517	22.335	40.558	27.624	236.8	19:42.377
13	2	1:31.305	22.492	40.751	28.062	237.3	21:19.757	13	2	1:30.248	22.252	40.395	27.601	237.8	21:12.625
14	2	1:31.116	22.451	40.682	27.983	237.3	22:50.873	14	2	1:30.333	22.405	40.267	27.661	237.3	22:42.958
15	2	1:31.371	22.390	41.040	27.941	236.3	24:22.244	15	2	1:30.957	22.274	40.666	28.017	235.2	24:13.915
16	2	1:31.703	22.399	40.969	28.335	237.3	25:53.947	16	2	1:31.402	22.560	40.877	27.965	234.7	25:45.317
17	2	1:32.055	22.922	40.934	28.199	235.8	27:26.002	17	2	1:31.350	22.500	40.608	28.242	235.2	27:16.667
18	2	1:31.865	22.688	41.019	28.158	236.8	28:57.867	18	2	1:31.622	22.702	40.776	28.144	235.8	28:48.289
19	2	1:31.578	22.379	41.008	28.191	236.8	30:29.445	19	2	1:31.674	22.458	40.993	28.223	235.8	30:19.963
20	2	1:31.646	22.436	41.037	28.173	237.3	32:01.091	20	2	1:31.756	22.482	40.977	28.297	235.8	31:51.719
21	2	1:31.664	22.494	40.890	28.280	237.3	33:32.755	21	2	1:31.303	22.521	40.663	28.119	235.8	33:23.022
22	2	1:41.869 P	22.641	41.331	37.897	237.3	35:14.624	22	2	1:35.057 P	22.541	40.721	31.795	236.3	34:58.079
23	1	2:56.677	1:44.294	42.824	29.559	230.2	38:11.301	23	1	2:39.278	1:28.207	42.237	28.834	228.3	37:37.357
24	1	1:45.444	22.816	45.192	37.436	238.4	39:56.745	24	1	1:32.844	22.782	41.363	28.699	232.2	39:10.201
25	1	1:39.587	24.410	44.402	30.775	227.3	41:36.332	25	1	1:40.533	23.013	41.726	35.794	232.7	40:50.734
26	1	1:56.433	23.432	46.995	46.006	233.7	43:32.765	26	1	2:23.773	39.847	1:01.601	42.325	107.4	43:14.507
27	1	2:07.335	27.802	1:00.113	39.420	125.8	45:40.100	27	1	2:10.357	31.308	59.522	39.527	108.6	45:24.864
28	1	1:55.060	28.589	48.945	37.526	205.7	47:35.160	28	1	2:01.154	28.571	54.205	38.378	208.4	47:26.018
29	1	2:18.613 P	25.796	50.901	1:01.916	174.7	49:53.773	29	1	2:02.935 P	23.853	50.725	48.357	224.5	49:28.953
30	1	2:18.372 P	41.479	46.234	50.659	200.7	52:12.145	30	1	2:21.338 P	44.599	53.767	42.972	197.4	51:50.291
31	1	2:34.093 P	42.524	57.145	54.424	128.2	54:46.238	31	1	2:33.595 P	47.307	58.600	47.688	199.2	54:23.886
32	1	2:18.042	43.474	58.567	36.001	108.1	57:04.280	32	1	2:33.959	48.202	1:05.380	40.377	103.3	56:57.845
33	1	1:38.385	24.486	43.619	30.280	219.9	58:42.665	33	1	1:35.484	23.860	41.894	29.730	229.7	58:33.329
34	1	1:36.881	23.447	43.622	29.812	231.2	1:00:19.546	34	1	1:33.852	23.133	41.821	28.898	232.2	1:00:07.181





**Red Bull Ring**  
**International GT Open**  
**Race - 2**  
**Lap Analysis**



**72**

Nick Moss

McLaren 720 S GT3

**73**

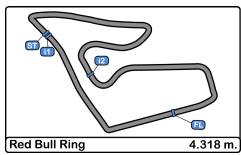
Roman Ziemian

Ferrari 488 GT3 Evo

PRO Joe Osborne Optimum Motorsport PROAM Axcil Jefferies Kessel Racing

Lap	D	Time	Sector 1	Sector 2	Sector 3	T. Spd	Elapsed	Lap	D	Time	Sector 1	Sector 2	Sector 3	T. Spd	Elapsed
1	2	1:33.742	25.283	40.890	27.569	232.7	1:33.742	1	2	1:35.023	25.832	41.396	27.795	233.7	1:35.023
2	2	1:30.434	22.459	40.390	27.585	234.7	3:04.176	2	2	1:30.626	22.346	40.628	27.652	234.7	3:05.649
3	2	1:30.237	22.341	40.349	27.547	236.3	4:34.413	3	2	1:30.325	22.351	40.388	27.586	234.7	4:35.974
4	2	1:41.704	22.397	42.970	36.337	232.7	6:16.117	4	2	1:41.630	22.255	42.816	36.559	231.2	6:17.604
5	2	2:00.650	28.388	54.274	37.988	144.5	8:16.767	5	2	2:00.789	28.528	54.031	38.230	178.2	8:18.393
6	2	2:20.731	35.494	1:03.760	41.477	115.3	10:37.498	6	2	2:19.607	35.228	1:03.852	40.527	129.6	10:38.000
7	2	1:31.355	22.945	40.806	27.604	235.8	12:08.853	7	2	1:31.537	22.587	41.249	27.701	236.3	12:09.537
8	2	1:30.563	22.471	40.505	27.587	236.8	13:39.416	8	2	1:30.419	22.307	40.556	27.556	235.8	13:39.956
9	2	1:30.237	22.332	40.374	27.531	236.8	15:09.653	9	2	1:30.440	22.277	40.455	27.708	235.8	15:10.396
10	2	1:30.514	22.287	40.321	27.906	236.8	16:40.167	10	2	1:30.404	22.217	40.553	27.634	236.3	16:40.800
11	2	1:30.505	22.488	40.352	27.665	237.8	18:10.672	11	2	1:30.658	22.330	40.560	27.768	236.3	18:11.458
12	2	1:30.495	22.403	40.543	27.549	236.8	19:41.167	12	2	1:30.548	22.321	40.557	27.670	235.8	19:42.006
13	2	1:30.176	22.348	40.359	27.469	238.4	21:11.343	13	2	1:30.459	22.275	40.413	27.771	236.3	21:12.465
14	2	1:30.563	22.337	40.581	27.645	237.3	22:41.906	14	2	1:31.173	22.230	41.101	27.842	235.8	22:43.638
15	2	1:31.107	22.400	40.751	27.956	237.3	24:13.013	15	2	1:30.908	22.219	40.902	27.787	236.8	24:14.546
16	2	1:31.502	22.466	41.073	27.963	236.8	25:44.515	16	2	1:31.381	22.288	41.058	28.035	235.2	25:45.927
17	2	1:31.831	22.586	40.980	28.265	237.3	27:16.346	17	2	1:31.359	22.450	40.776	28.133	236.3	27:17.286
18	2	1:31.540	22.653	40.856	28.031	236.8	28:47.886	18	2	1:31.698	22.573	41.195	27.930	236.3	28:48.984
19	2	1:31.744	22.560	40.976	28.208	237.3	30:19.630	19	2	1:31.472	22.343	41.036	28.093	234.7	30:20.456
20	2	1:31.490	22.521	40.938	28.031	237.3	31:51.120	20	2	1:31.732	22.444	41.184	28.104	235.8	31:52.188
21	2	1:31.417	22.500	40.911	28.006	238.4	33:22.537	21	2	1:31.476	22.467	40.942	28.067	236.8	33:23.664
22	2	1:34.731 P	22.466	40.982	31.283	238.4	34:57.268	22	2	1:35.881 P	22.379	41.563	31.939	236.8	34:59.545
23	1	2:46.627	1:36.244	41.923	28.460	232.7	37:43.895	23	1	2:46.450	1:33.951	42.987	29.512	223.1	37:45.995
24	1	1:32.726	22.592	41.374	28.760	237.8	39:16.621	24	1	1:34.592	23.246	41.458	29.888	232.2	39:20.587
25	1	1:38.123	23.662	41.633	32.828	236.3	40:54.744	25	1	1:36.402	23.366	42.342	30.694	234.2	40:56.989
26	1	2:22.024	38.349	1:02.149	41.526	84.3	43:16.768	26	1	2:22.099	37.170	1:02.395	42.534	89.7	43:19.088
27	1	2:10.849	32.724	1:00.077	38.048	146.3	45:27.617	27	1	2:10.561	32.010	59.898	38.653	122.4	45:29.649
28	1	1:59.317	29.337	52.447	37.533	191.4	47:26.934	28	1	1:57.888	28.151	52.411	37.326	185.5	47:27.537
29	1	2:05.120 P	24.138	51.259	49.723	208.8	49:32.054	29	1	2:06.658 P	24.568	51.606	50.484	217.3	49:34.195
30	1	2:21.625 P	43.614	53.580	44.431	168.2	51:53.679	30	1	2:21.230 P	43.797	52.418	45.015	175.3	51:55.425
31	1	2:33.823 P	47.986	56.455	49.382	193.5	54:27.502	31	1	2:33.408 P	48.177	55.974	49.257	183.3	54:28.833
32	1	2:31.505	50.804	1:01.511	39.190	102.1	56:59.007	32	1	2:30.770	50.656	1:01.336	38.778	92.7	56:59.603
33	1	1:36.421	23.419	42.959	30.043	226.8	58:35.428	33	1	1:37.638	24.314	43.126	30.198	225.9	58:37.241
34	1	1:34.297	23.324	42.030	28.943	236.3	1:00:09.725	34	1	1:36.794	23.809	42.899	30.086	227.8	1:00:14.035





**Red Bull Ring**  
**International GT Open**  
**Race - 2**  
**Lap Analysis**



**91**

Ernst Kirchmavr

Ferrari 488 GT3 Evo **133**

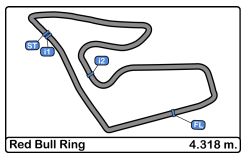
Murat Ruhi Cuhadaroglu

Ferrari 488 GT3 Evo

AM Philipp Baron Baron Motorsport PROAM David Fumanelli Kessel Racing

Lap	D	Time	Sector 1	Sector 2	Sector 3	T. Spd	Elapsed	Lap	D	Time	Sector 1	Sector 2	Sector 3	T. Spd	Elapsed
1	1	1:39.066	27.504	42.605	28.957	231.7	1:39.066	1	1	1:42.499	29.313	44.088	29.098	214.2	1:42.499
2	1	1:32.465	22.802	41.248	28.415	236.8	3:11.531	2	1	1:33.401	22.834	41.829	28.738	236.8	3:15.900
3	1	4:54.345	22.631	4:00.851	30.863	237.8	8:05.876	3	1	1:33.000	22.780	41.370	28.850	236.8	4:48.900
4	1	1:33.201	22.942	41.771	28.488	233.7	9:39.077	4	1	1:40.847	23.024	44.660	33.163	225.4	6:29.747
5	1	1:32.770	22.728	41.557	28.485	237.8	11:11.847	5	1	1:58.163	29.004	51.975	37.184	165.8	8:27.910
6	1	1:32.772	22.998	41.299	28.475	234.7	12:44.619	6	1	2:18.090	38.422	1:02.255	37.413	148.5	10:46.000
7	1	1:32.085	22.747	41.173	28.165	234.7	14:16.704	7	1	1:33.572	22.797	41.693	29.082	238.4	12:19.572
8	1	1:32.172	22.575	41.143	28.454	235.8	15:48.876	8	1	1:32.881	22.642	41.150	29.089	236.8	13:52.453
9	1	1:32.930	22.668	41.637	28.625	235.8	17:21.806	9	1	1:32.863	22.742	41.107	29.014	235.8	15:25.316
10	1	1:32.634	22.701	41.485	28.448	234.7	18:54.440	10	1	1:35.679	22.887	41.945	30.847	236.3	17:00.995
11	1	1:32.719	22.712	41.460	28.547	235.8	20:27.159	11	1	1:33.768	23.096	41.642	29.030	235.8	18:34.763
12	1	1:32.592	22.793	41.365	28.434	237.3	21:59.751	12	1	1:33.466	22.757	41.555	29.154	235.8	20:08.229
13	1	1:33.048	22.735	41.544	28.769	235.8	23:32.799	13	1	1:34.613	23.079	42.441	29.093	229.2	21:42.842
14	1	1:33.332	22.857	41.859	28.616	234.7	25:06.131	14	1	1:35.114	22.873	42.846	29.395	236.3	23:17.956
15	1	1:33.127	22.646	41.715	28.766	236.3	26:39.258	15	1	1:38.851 P	22.884	42.057	33.910	235.8	24:56.807
16	1	1:33.523	22.723	41.894	28.906	234.7	28:12.781	16	2	2:38.021	1:27.736	40.978	29.307	233.7	27:34.828
17	1	1:33.129	22.873	41.630	28.626	234.2	29:45.910	17	2	1:31.564	22.444	40.838	28.282	238.4	29:06.392
18	1	1:33.422	22.752	42.030	28.640	233.7	31:19.332	18	2	1:32.086	22.402	41.505	28.179	239.4	30:38.478
19	1	1:33.186	22.662	41.739	28.785	234.7	32:52.518	19	2	1:31.996	22.439	41.241	28.316	235.8	32:10.474
20	1	1:39.390 P	22.930	41.780	34.680	233.7	34:31.908	20	2	1:30.677	22.696	40.331	27.650	237.3	33:41.151
21	2	2:41.775	1:31.847	41.615	28.313	225.0	37:13.683	21	2	1:30.162	22.327	40.293	27.542	236.8	35:11.313
22	2	1:31.655	22.559	41.005	28.091	236.3	38:45.338	22	2	1:30.755	22.243	40.835	27.677	237.3	36:42.068
23	2	1:32.532	22.536	41.626	28.370	232.7	40:17.870	23	2	1:30.788	22.355	40.631	27.802	237.8	38:12.856
24	2	1:33.941	22.552	41.635	29.754	237.3	41:51.811	24	2	1:44.523	22.305	44.709	37.509	239.4	39:57.379
25	2	1:47.905	22.897	41.214	43.794	236.3	43:39.716	25	2	1:39.318	24.497	44.211	30.610	221.7	41:36.697
26	2	2:07.612	26.334	58.712	42.566	160.2	45:47.328	26	2	1:59.227	23.668	48.368	47.191	227.3	43:35.924
27	2	1:49.580	28.415	45.452	35.713	219.0	47:36.908	27	2	2:04.812	25.238	1:00.064	39.510	113.2	45:40.736
28	2	2:19.347 P	24.281	51.465	1:03.601	189.8	49:56.255	28	2	1:54.599	29.055	48.531	37.013	204.9	47:35.335
29	2	2:17.644 P	42.551	45.853	49.240	205.3	52:13.899	29	2	2:11.549 P	24.198	49.238	58.113	194.2	49:46.884
30	2	2:35.511 P	41.421	57.519	56.571	131.0	54:49.410	30	2	2:18.410 P	44.348	45.091	48.971	222.6	52:05.294
31	2	2:15.434	42.223	58.355	34.856	106.5	57:04.844	31	2	2:34.515 P	45.656	56.341	52.518	164.1	54:39.809
32	2	1:37.249	23.619	43.512	30.118	220.4	58:42.093	32	2	2:22.547	45.677	59.725	37.145	93.4	57:02.356
33	2	1:39.171	23.552	46.279	29.340	232.7	1:00:21.264	33	2	1:35.149	23.383	42.241	29.525	219.0	58:37.505
								34	2	1:32.947	23.159	41.357	28.431	238.4	1:00:10.452





**Red Bull Ring**  
**International GT Open**  
**Race - 2**  
**Lap Analysis**



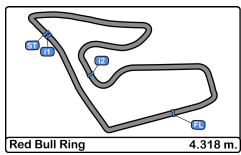
**182** Willem Van der Vorm Ferrari 488 GT3 Evo MY 2020 **630** Heiko Neumann Mercedes AMG GT3 2021

PROAM Michele Rugolo AF Corse AM Timo Rumpfkeil Motopark

Lap	D	Time	Sector 1	Sector 2	Sector 3	T. Spd	Elapsed	Lap	D	Time	Sector 1	Sector 2	Sector 3	T. Spd	Elapsed
1	1	1:44.330	30.169	44.738	29.423	197.0	1:44.330	1	2	1:39.201	27.883	42.467	28.851	234.7	1:39.201
2	1	1:34.109	22.982	42.228	28.899	230.2	3:18.439	2	2	1:33.658	23.111	42.104	28.443	234.7	3:12.859
3	1	1:34.284	22.738	42.125	29.421	232.2	4:52.723	3	2	1:32.221	22.635	41.192	28.394	236.3	4:45.080
4	1	1:39.202	24.068	44.575	30.559	226.4	6:31.925	4	2	1:41.242	22.711	44.641	33.890	201.1	6:26.322
5	1	1:57.523	29.602	51.603	36.318	171.1	8:29.448	5	2	1:58.423	28.495	52.051	37.877	156.5	8:24.745
6	1	2:18.156	38.906	1:02.272	36.978	144.7	10:47.604	6	2	2:17.682	38.433	1:02.608	36.641	166.4	10:42.427
7	1	1:34.678	23.180	42.145	29.353	219.5	12:22.282	7	2	1:32.128	22.618	41.496	28.014	236.8	12:14.555
8	1	1:33.718	23.291	41.692	28.735	232.2	13:56.000	8	2	1:31.374	22.422	40.872	28.080	236.8	13:45.929
9	1	1:33.642	22.938	41.815	28.889	234.2	15:29.642	9	2	1:31.632	22.487	41.041	28.104	236.3	15:17.561
10	1	1:33.739	22.904	42.013	28.822	233.7	17:03.381	10	2	1:31.626	22.520	41.068	28.038	236.8	16:49.187
11	1	1:33.916	23.086	41.862	28.968	229.7	18:37.297	11	2	1:31.420	22.482	40.990	27.948	235.8	18:20.607
12	1	1:33.349	22.847	41.705	28.797	235.8	20:10.646	12	2	1:31.577	22.512	40.920	28.145	236.3	19:52.184
13	1	1:33.079	22.758	41.585	28.736	235.2	21:43.725	13	2	1:31.819	22.657	40.940	28.222	235.2	21:24.003
14	1	1:34.457	22.837	42.400	29.220	235.8	23:18.182	14	2	1:31.886	22.463	41.338	28.085	235.8	22:55.889
15	1	1:39.216 P	22.966	42.568	33.682	233.7	24:57.398	15	2	1:31.748	22.485	41.073	28.190	235.2	24:27.637
16	2	2:31.859	1:23.245	40.819	27.795	231.7	27:29.257	16	2	1:32.309	22.557	41.348	28.404	235.2	25:59.946
17	2	1:30.765	22.489	40.480	27.796	236.3	29:00.022	17	2	1:33.387	22.643	41.860	28.884	236.3	27:33.333
18	2	1:32.037	22.377	40.795	28.865	236.3	30:32.059	18	2	1:32.087	22.629	41.296	28.162	235.8	29:05.420
19	2	1:31.070	22.503	40.776	27.791	235.8	32:03.129	19	2	1:32.286	22.573	41.357	28.356	235.8	30:37.706
20	2	1:31.612	22.486	40.900	28.226	236.3	33:34.741	20	2	1:32.572	22.606	41.589	28.377	233.7	32:10.278
21	2	1:31.193	22.419	40.676	28.098	237.3	35:05.934	21	2	1:32.888	22.804	41.815	28.269	224.5	33:43.166
22	2	1:30.892	22.373	40.741	27.778	235.2	36:36.826	22	2	1:37.945 P	22.728	41.530	33.687	235.8	35:21.111
23	2	1:31.813	22.462	41.083	28.268	236.3	38:08.639	23	1	2:38.633	1:26.733	42.922	28.978	222.6	37:59.744
24	2	1:33.783	22.367	41.254	30.162	237.3	39:42.422	24	1	1:34.632	22.959	41.429	30.244	236.3	39:34.376
25	2	1:37.651	23.814	44.165	29.672	230.7	41:20.073	25	1	1:35.973	23.116	43.137	29.720	235.8	41:10.349
26	2	2:07.131	23.963	59.317	43.851	116.7	43:27.204	26	1	2:13.062	26.871	1:02.516	43.675	88.0	43:23.411
27	2	2:09.414	30.886	59.641	38.887	143.0	45:36.618	27	1	2:08.769	30.243	1:00.097	38.429	110.4	45:32.180
28	2	1:56.459	29.166	50.169	37.124	175.8	47:33.077	28	1	1:59.241	29.787	51.059	38.395	172.2	47:31.421
29	2	2:08.417 P	24.165	49.495	54.757	206.8	49:41.494								
30	2	2:19.564 P	40.197	52.136	47.231	156.7	52:01.058								
31	2	2:33.884 P	46.261	56.594	51.029	172.8	54:34.942								
32	2	2:26.268	47.937	1:00.669	37.662	81.0	57:01.210								
33	2	1:36.180	24.376	42.097	29.707	234.2	58:37.390								
34	2	1:33.443	23.415	41.571	28.457	235.2	1:00:10.833								







**Red Bull Ring**  
**International GT Open**  
**Race - 2**  
**Lap Analysis**



**777**

Marcin Jedlinski

Audi R8 GT3 Evo 2 **786**

Kiki Sak Nana

Mercedes AMG GT3 - 2022

PROAM

Karol Basz

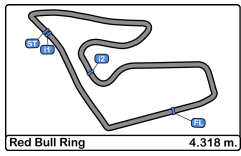
Olimp Racing AM

Adam Osieka

GetSpeed Performance

Lap	D	Time	Sector 1	Sector 2	Sector 3	T. Spd	Elapsed	Lap	D	Time	Sector 1	Sector 2	Sector 3	T. Spd	Elapsed
1	2	1:32.921	25.060	40.439	27.422	234.7	1:32.921	1	1	1:40.714	28.525	43.322	28.867	235.2	1:40.714
2	2	1:29.859	22.341	40.134	27.384	235.8	3:02.780	2	1	1:33.574	23.055	42.005	28.514	237.3	3:14.288
3	2	1:29.679	22.246	40.026	27.407	235.8	4:32.459	3	1	1:32.436	22.806	41.383	28.247	236.8	4:46.724
4	2	1:42.280	22.099	44.173	36.008	236.8	6:14.739	4	1	1:41.295	22.803	44.989	33.503	233.2	6:28.019
5	2	2:01.423	29.522	53.851	38.050	138.4	8:16.162	5	1	1:58.602	28.908	51.901	37.793	179.1	8:26.621
6	2	2:20.668	34.969	1:04.379	41.320	107.7	10:36.830	6	1	2:18.356	38.387	1:02.628	37.341	145.7	10:44.977
7	2	1:29.984	22.285	40.211	27.488	236.8	12:06.814	7	1	1:32.490	22.977	41.255	28.258	237.8	12:17.467
8	2	1:29.790	22.245	40.075	27.470	236.8	13:36.604	8	1	1:31.915	22.768	40.913	28.234	236.8	13:49.382
9	2	1:29.936	22.187	40.108	27.641	236.3	15:06.540	9	1	1:32.304	22.806	41.086	28.412	236.8	15:21.686
10	2	1:29.999	22.270	40.117	27.612	236.8	16:36.539	10	1	1:32.202	22.714	41.304	28.184	236.3	16:53.888
11	2	1:30.239	22.382	40.251	27.606	235.8	18:06.778	11	1	1:32.534	22.914	41.137	28.483	235.8	18:26.422
12	2	1:29.897	22.362	40.058	27.477	236.8	19:36.675	12	1	1:32.412	22.846	41.077	28.489	236.3	19:58.834
13	2	1:29.730	22.136	40.137	27.457	237.3	21:06.405	13	1	1:32.588	22.890	41.074	28.624	235.8	21:31.422
14	2	1:29.555	22.086	39.927	27.542	237.3	22:35.960	14	1	1:32.664	22.756	41.456	28.452	237.3	23:04.086
15	2	1:30.642	22.284	40.488	27.870	236.3	24:06.602	15	1	1:33.324	22.857	41.213	29.254	235.8	24:37.410
16	2	1:31.005	22.527	40.704	27.774	235.8	25:37.607	16	1	1:32.857	22.862	41.497	28.498	234.7	26:10.267
17	2	1:31.169	22.360	40.633	28.176	237.3	27:08.776	17	1	1:33.094	22.990	41.305	28.799	234.7	27:43.361
18	2	1:30.349	22.391	40.298	27.660	236.8	28:39.125	18	1	1:34.584	23.679	42.237	28.668	232.7	29:17.945
19	2	1:30.481	22.192	40.518	27.771	236.8	30:09.606	19	1	1:39.529 P	22.820	41.469	35.240	235.2	30:57.474
20	2	1:31.880	22.419	40.997	28.464	236.3	31:41.486	20	2	2:32.969	1:23.123	41.445	28.401	230.7	33:30.443
21	2	1:32.431	22.352	41.062	29.017	237.3	33:13.917	21	2	1:32.193	22.861	40.996	28.336	234.2	35:02.636
22	2	1:36.127 P	22.658	41.258	32.211	215.1	34:50.044	22	2	1:31.396	22.481	41.086	27.829	234.7	36:34.032
23	1	2:35.114	1:23.642	42.465	29.007	232.2	37:25.158	23	2	1:32.143	22.520	41.632	27.991	231.2	38:06.175
24	1		22.627			237.8		24	2	1:35.499	22.439	42.453	30.607	236.3	39:41.674
								25	2	1:37.473	23.347	44.344	29.782	226.4	41:19.147
								26	2	2:06.808	24.164	59.339	43.305	148.3	43:25.955
								27	2	2:09.594	31.059	59.782	38.753	130.4	45:35.549
								28	2	1:57.101	29.331	50.404	37.366	169.0	47:32.650
								29	2	2:16.351 P	28.043	49.662	58.646	176.1	49:49.001
								30	2	2:19.952 P	43.454	46.085	50.413	178.5	52:08.953
								31	2	2:33.671 P	43.630	56.322	53.719	133.8	54:42.624
								32	2	2:21.109	44.742	59.255	37.112	102.6	57:03.733
								33	2	1:36.311	23.644	43.112	29.555	232.2	58:40.044
								34	2	1:34.391	22.850	42.196	29.345	236.3	1:00:14.435





**Red Bull Ring**  
**International GT Open**  
**Race - 2**  
**Lap Analysis**



911

Sébastien Baud

Mercedes AMG GT3 - 2022

PRO

Steve Jans

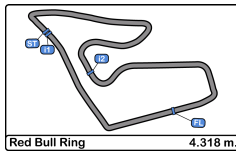
GetSpeed Performance

Lap	D	Time	Sector 1	Sector 2	Sector 3	T. Spd	Elapsed
1	1	1:37.566	26.841	42.065	28.660	234.2	1:37.566
2	1	1:31.248	22.541	40.975	27.732	237.3	3:08.814
3	1	1:30.930	22.418	40.712	27.800	238.4	4:39.744
4	1	1:42.680	22.908	46.520	33.252	174.1	6:22.424
5	1	1:59.408	29.716	51.080	38.612	165.8	8:21.832
6	1	2:18.411	36.616	1:04.706	37.089	146.7	10:40.243
7	1	1:31.725	22.633	40.998	28.094	236.8	12:11.968
8	1	1:30.854	22.432	40.699	27.723	238.4	13:42.822
9	1	1:30.599	22.263	40.426	27.910	237.8	15:13.421
10	1	1:30.659	22.291	40.430	27.938	238.4	16:44.080
11	1	1:30.834	22.316	40.885	27.633	238.9	18:14.914
12	1	1:30.682	22.360	40.641	27.681	237.8	19:45.596
13	1	1:30.682	22.322	40.596	27.764	238.4	21:16.278
14	1	1:30.910	22.346	40.824	27.740	237.8	22:47.188
15	1	1:30.970	22.310	40.765	27.895	238.4	24:18.158
16	1	1:31.273	22.432	40.749	28.092	238.4	25:49.431
17	1	1:32.636	22.577	41.977	28.082	236.8	27:22.067
18	1	1:31.404	22.554	40.850	28.000	236.8	28:53.471
19	1	1:31.648	22.434	41.075	28.139	236.8	30:25.119
20	1	1:32.033	22.466	41.311	28.256	237.3	31:57.152
21	1	1:31.462	22.422	40.989	28.051	237.3	33:28.614
22	1	1:36.850 P	22.409	40.940	33.501	237.3	35:05.464
23	2	2:36.469	1:25.843	42.127	28.499	228.8	37:41.933
24	2	1:32.018	22.523	41.046	28.449	236.8	39:13.951
25	2	1:38.436	23.222	41.649	33.565	235.8	40:52.387
26	2	2:23.267	39.126	1:02.148	41.993	100.8	43:15.654
27	2	2:10.769	31.558	59.162	40.049	158.3	45:26.423
28	2	2:00.290	28.725	53.094	38.471	206.8	47:26.713
29	2	2:03.565 P	23.901	50.924	48.740	215.5	49:30.278
30	2	2:21.238 P	44.270	53.868	43.100	191.1	51:51.516
31	2	2:33.686 P	47.092	58.505	48.089	198.1	54:25.202
32	2	2:33.242	47.871	1:05.087	40.284	105.0	56:58.444
33	2	1:35.292	23.514	42.536	29.242	227.3	58:33.736
34	2	1:33.665	22.962	41.842	28.861	236.3	1:00:07.401









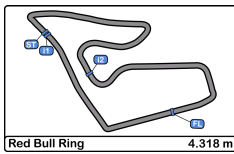
**Red Bull Ring**  
**International GT Open**  
**Race - 2**



**Analysis by Lap**

Num	Lap Time	Gap	Num	Lap Time	Gap	Num	Lap Time	Gap	Num	Lap Time	Gap	Num	Lap Time	Gap
Lap 24														
3	1:33.335		18	2:12.581	11.134	91	1:49.580	1 Lap	786	2:33.671	20.292	11	3:02.575	1:37.291
Lap 25														
91	1:32.532	1 Lap	19	2:12.847	10.803	91	2:19.347	1 Lap	44	2:21.109	06.089	9	3:02.575	1:37.291
Lap 26														
91	1:33.941	1 Lap	15	2:06.205	12.082	91	2:21.443	30.057	17	2:29.598	02.074	9	3:02.575	1:37.291
Lap 27														
91	1:32.532	1 Lap	786	2:06.808	12.994	91	2:21.443	30.057	17	2:29.598	02.074	9	3:02.575	1:37.291
Lap 28														
91	1:33.941	1 Lap	11	2:02.390		91	2:21.443	30.057	17	2:29.598	02.074	9	3:02.575	1:37.291
Lap 29														
91	1:32.532	1 Lap	72	2:07.131	14.243	91	2:21.443	30.057	17	2:29.598	02.074	9	3:02.575	1:37.291
Lap 30														
91	1:32.532	1 Lap	11	2:10.125	16.265	91	2:21.443	30.057	17	2:29.598	02.074	9	3:02.575	1:37.291
Lap 31														
91	1:32.532	1 Lap	182	2:07.131	14.243	91	2:21.443	30.057	17	2:29.598	02.074	9	3:02.575	1:37.291
Lap 32														
91	1:32.532	1 Lap	11	2:10.125	16.265	91	2:21.443	30.057	17	2:29.598	02.074	9	3:02.575	1:37.291
Lap 33														
91	1:32.532	1 Lap	72	2:07.131	14.243	91	2:21.443	30.057	17	2:29.598	02.074	9	3:02.575	1:37.291
Lap 34														
91	1:32.532	1 Lap	11	2:10.125	16.265	91	2:21.443	30.057	17	2:29.598	02.074	9	3:02.575	1:37.291



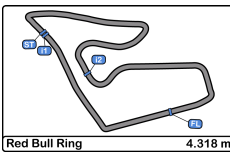


**Red Bull Ring**  
**International GT Open**  
**Race - 2**  
**Best Sectors Results**



Sector - 1				Sector - 2				Sector - 3				Ideal Lap vs Best Lap			
Clas	Nº	Driver	Time	Nº	Driver	Time	Nº	Driver	Time	Clas	Nº	Driver	Ideal Lap	Best Lap	Clas
1	777	Jedlinski - Basz	22.086	3	Steiner - Hofer	39.901	3	Steiner - Hofer	27.361	1	777	Jedlinski - Basz	1:29.397	1:29.555	1
2	5	Jedlinski - Korzeniowski	22.160	777	Jedlinski - Basz	39.927	777	Jedlinski - Basz	27.384	2	3	Steiner - Hofer	1:29.562	1:29.567	2
3	33	Laber - Valente	22.180	63	Hites - Pulcini	40.267	72	Moss - Osborne	27.469	3	63	Hites - Pulcini	1:30.054	1:30.248	5
4	73	Ziemian - Jefferies	22.217	133	Cuhadaroglu - Fumanelli	40.293	63	Hites - Pulcini	27.542	4	72	Moss - Osborne	1:30.077	1:30.176	4
5	18	Juffali - Christodoulou	22.232	9	Shoffner - Kranz	40.311	133	Cuhadaroglu - Fumanelli	27.542	5	133	Cuhadaroglu - Fumanelli	1:30.078	1:30.162	3
6	133	Cuhadaroglu - Fumanelli	22.243	72	Moss - Osborne	40.321	73	Ziemian - Jefferies	27.556	6	33	Laber - Valente	1:30.150	1:30.356	7
7	63	Hites - Pulcini	22.245	33	Laber - Valente	40.359	5	Jedlinski - Korzeniowski	27.569	7	73	Ziemian - Jefferies	1:30.161	1:30.325	6
8	55	De Meeus - Mowlem	22.245	73	Ziemian - Jefferies	40.388	33	Laber - Valente	27.611	8	5	Jedlinski - Korzeniowski	1:30.187	1:30.367	8
9	911	Baud - Jans	22.263	19	Gilardoni - Van Berlo	40.409	911	Baud - Jans	27.633	9	9	Shoffner - Kranz	1:30.288	1:30.463	10
10	72	Moss - Osborne	22.287	18	Juffali - Christodoulou	40.413	9	Shoffner - Kranz	27.637	10	911	Baud - Jans	1:30.322	1:30.599	11
11	3	Steiner - Hofer	22.300	911	Baud - Jans	40.426	18	Juffali - Christodoulou	27.681	11	18	Juffali - Christodoulou	1:30.326	1:30.452	9
12	9	Shoffner - Kranz	22.340	5	Jedlinski - Korzeniowski	40.458	182	Van der Vorm - Rugolo	27.778	12	182	Van der Vorm - Rugolo	1:30.625	1:30.765	12
13	182	Van der Vorm - Rugolo	22.367	182	Van der Vorm - Rugolo	40.480	54	Müller - Mettler	27.817	13	19	Gilardoni - Van Berlo	1:30.640	1:30.848	13
14	15	Hirsch - Schraml	22.374	44	Gilbert - Rueda	40.557	55	De Meeus - Mowlem	27.818	14	55	De Meeus - Mowlem	1:30.745	1:30.898	14
15	19	Gilardoni - Van Berlo	22.402	11	Earle - Zanotti	40.613	19	Gilardoni - Van Berlo	27.829	15	54	Müller - Mettler	1:30.910	1:30.931	15
16	630	Neumann - Rumpfkeil	22.422	54	Müller - Mettler	40.666	786	Kiki - Osieka	27.829	16	15	Hirsch - Schraml	1:31.065	1:31.307	16
17	54	Müller - Mettler	22.427	25	Hrachowina - Konrad	40.675	25	Hrachowina - Konrad	27.888	17	25	Hrachowina - Konrad	1:31.102	1:31.488	20
18	786	Kiki - Osieka	22.439	55	De Meeus - Mowlem	40.682	630	Neumann - Rumpfkeil	27.948	18	786	Kiki - Osieka	1:31.181	1:31.396	18
19	17	Scholze - Antonelli	22.494	15	Hirsch - Schraml	40.738	15	Hirsch - Schraml	27.953	19	630	Neumann - Rumpfkeil	1:31.242	1:31.374	17
20	11	Earle - Zanotti	22.527	17	Scholze - Antonelli	40.773	91	Kirchmavr - Baron	28.091	20	11	Earle - Zanotti	1:31.286	1:31.915	22
21	91	Kirchmavr - Baron	22.536	630	Neumann - Rumpfkeil	40.872	44	Gilbert - Rueda	28.128	21	44	Gilbert - Rueda	1:31.311	1:31.432	19
22	25	Hrachowina - Konrad	22.539	786	Kiki - Osieka	40.913	11	Earle - Zanotti	28.146	22	17	Scholze - Antonelli	1:31.485	1:31.963	23
23	44	Gilbert - Rueda	22.626	91	Kirchmavr - Baron	41.005	17	Scholze - Antonelli	28.218	23	91	Kirchmavr - Baron	1:31.632	1:31.655	21





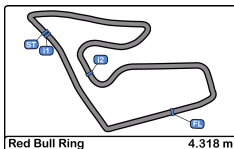
**Red Bull Ring**  
**International GT Open**  
**Race - 2**  
**Leader Sequence**



Red Bull Ring 4.318 m.

Nº	Entrant/Team	Nat	Driver 1	Nat	Driver 2	Nat	Vehicle	Cat	Start Lap	End Lap	Laps	Total Laps
777	Olimp Racing		Marcin Jedlinski		<u>Karol Basz</u>		Audi R8 GT3 Evo 2	PROAM	1	20	20	20
3	Aust Motorsport		Dino Steiner		<u>Max Hofer</u>		Audi R8 LMS GT3 evo II	PROAM	21	22	2	2
15	Twin Busch by equipe Vitesse		Mario Hirsch		<u>Dominik Schraml</u>		Mercedes AMG GT3 - 2021	PROAM	23	23	1	1
3	Aust Motorsport		Dino Steiner		<u>Max Hofer</u>		Audi R8 LMS GT3 evo II	PROAM	24	32	9	11
63	Oregon Team		Benjamin Hites		<u>Leonardo Pulcini</u>		Lamborghini Huracan GT3 EVO MY2022	PRO	33	34	2	2





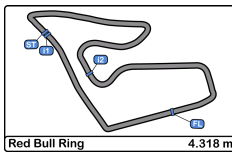
**Red Bull Ring**  
**International GT Open**  
**Race - 2**  
**Best 5 Lap Times**



Cl	N°	Entrant/Team	Nat	Driver 1	Nat	Driver 2	Nat	Vehicle	Cat	Cl	Best 1		Best 2		Best 3		Best 4		Best 5	
											Time	Lap	Time	Lap	Time	Lap	Time	Lap	Time	Lap
1	777	Olimp Racing	POL	Marcin Jedlinski	POL	Karol Basz	POL	Audi R8 GT3 Evo 2	PROAM	1	1:29.555	14	1:29.679	3	1:29.730	13	1:29.790	8	1:29.859	2
2	3	Aust Motorsport	DEU	Dino Steiner	DEU	Max Hofer	AUT	Audi R8 LMS GT3 evo II	PROAM	2	1:29.567	13	1:29.671	14	1:29.712	12	1:29.929	11	1:30.018	8
3	133	Kessel Racing	CHE	Murat Ruhi Cuhadaroglu	David Fumanelli															
4	72	Optimum Motorsport																		
5	63	Oregon Team																		
6	73	Kessel Racing																		
7	33	Team GT																		
8	5	Olimp Racing																		
9	18	Theeba Motorsport																		
10	9	GetSpeed Performance																		
11	911	GetSpeed Performance																		
12	182	AF Corse																		
13	19	Oregon Team																		
14	55	AF Corse																		
15	54	SPS Automotive Performance																		
16	15	Twin Busch by equipe Vitesse																		
17	630	Motopark																		
18	786	GetSpeed Performance																		
19	44	Greystone GT																		
20	25	Mann Filter Team Landgraf																		
21	91	Baron Motorsport																		
22	11	Kessel Racing																		
23	17	Antonelli Motorsport																		







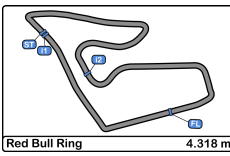
**Red Bull Ring**  
**International GT Open**  
**Race - 2**  
**Best 5 Top Speeds**



**Top 1    Top 2    Top 3    Top 4    Top 5**

Cl	Nº	Entrant/Team	Nat	Driver 1	Nat	Driver 2	Nat	Vehicle	Cat	Cl	Km/h	Lap	Km/h	Lap	Km/h	Lap	Km/h	Lap	Km/h	Lap	Avg
1	5	Olimp Racing	POL	Stanislaw Jedlinski	POL	<b>Krzysztof Korzeniowski</b>	POL	Ferrari 488 GT3 MY 2021	AM	1	<b>239.4</b>	17	238.9	9	238.9	11	238.9	13	238.9	16	239.0
2	133	Kessel Racing	CHE	<b>Murat Ruhi Cuhadaroglu</b>	TUR	David Fumanelli	ITA	Ferrari 488 GT3 Evo	PROAM	1	<b>239.4</b>	18	239.4	24	238.4	7	238.4	17	238.4	34	238.8
3	11	Kessel Racing	CHE	Stephen Earle	USA	<b>Erwin Zanotti</b>	ITA	Ferrari 488 GT3 Evo	AM	2	<b>238.9</b>	3	238.9	7	238.9	14	238.4	12	237.8	8	238.6
4	55	AF Corse	ITA	Laurent De Meeus	BEL	<b>Johnny Mowlem</b>	GBR	Ferrari 488 GT3 Evo	AM*	3	<b>238.9</b>	9	238.4	7	238.4	8	238.4	24	237.8	2	238.4
5	911	GetSpeed Performance	DEU	<b>Sébastien Baud</b>	FRA	Steve Jans	LUX	Mercedes AMG GT3 - 2022	PRO	1	<b>238.9</b>	11	238.4	3	238.4	8	238.4	10	238.4	13	238.5
6	15	Twin Busch by equipe Vitesse	DEU	Mario Hirsch	DEU	<b>Dominik Schraml</b>	AUT	Mercedes AMG GT3 - 2021	PROAM	2	<b>238.4</b>	17	237.8	9	237.3	3	237.3	7	237.3	13	237.6
7	72	Optimum Motorsport	GBR	Nick Moss	GBR	<b>Joe Osborne</b>	GBR	McLaren 720 S GT3	PRO	2	<b>238.4</b>	13	238.4	21	238.4	22	237.8	11	237.8	24	238.2
8	54	SPS Automotive Performance	DEU	Dexter Müller	CHE	<b>Yannick Mettler</b>	CHE	Mercedes AMG GT3 - 2020	PROAM	3	<b>237.8</b>	1	237.3	7	237.3	12	237.3	13	236.8	3	237.3
9	63	Oregon Team	ITA	Benjamin Hites	CAN	<b>Leonardo Pulcini</b>	ITA	Lamborghini Huracan GT3 EVO MY2022	PRO	3	<b>237.8</b>	13	237.3	14	236.8	8	236.8	9	236.8	10	237.1
10	91	Baron Motorsport	AUT	<b>Ernst Kirchmair</b>	AUT	Philipp Baron	AUT	Ferrari 488 GT3 Evo	AM	4	<b>237.8</b>	3	237.8	5	237.3	12	237.3	24	236.8	2	237.4
11	777	Olimp Racing	POL	Marcin Jedlinski	POL	<b>Karol Basz</b>	POL	Audi R8 GT3 Evo 2	PROAM	4	<b>237.8</b>	24	237.3	13	237.3	14	237.3	17	237.3	21	237.4
12	786	GetSpeed Performance	DEU	<b>Kiki Sak Nana</b>	THA	Adam Osieka	DEU	Mercedes AMG GT3 - 2022	AM	5	<b>237.8</b>	7	237.3	2	237.3	14	236.8	3	236.8	8	237.2
13	18	Theeba Motorsport	SAU	Reema Juffali	SAU	<b>Adam Christodoulou</b>	GBR	Mercedes AMG GT3 - 2022	PROAM*	5	<b>237.3</b>	9	236.8	8	236.8	22	236.8	24	236.3	2	236.8
14	25	Mann Filter Team Landgraf	DEU	<b>Alexander Hrachowina</b>	AUT	Martin Konrad	AUT	Mercedes AMG GT3 EVO - 2021	AM	6	<b>237.3</b>	3	237.3	8	236.8	2	236.8	7	236.8	12	237.0
15	33	Team GT	DEU	Bernhard Laber	DEU	<b>Alain Valente</b>	CHE	Mercedes AMG GT3 EVO - 2021	PROAM	6	<b>237.3</b>	18	237.3	22	236.8	11	236.8	21	236.3	13	236.9
16	182	AF Corse	ITA	<b>Willem Van der Vorm</b>	NLD	Michele Rugolo	ITA	Ferrari 488 GT3 Evo MY 2020	PROAM	7	<b>237.3</b>	21	237.3	24	236.3	17	236.3	18	236.3	20	236.7
17	3	Aust Motorsport	DEU	Dino Steiner	DEU	<b>Max Hofer</b>	AUT	Audi R8 LMS GT3 evo II	PROAM	8	<b>236.8</b>	2	236.8	20	236.3	3	236.3	17	236.3	21	236.5
18	9	GetSpeed Performance	DEU	<b>Janine Shoffner</b>	GBR	Moritz Kranz	DEU	Mercedes AMG GT3 - 2022	PROAM	9	<b>236.8</b>	12	236.8	13	236.8	14	236.8	24	236.3	9	236.7
19	73	Kessel Racing	CHE	Roman Ziemian	POL	<b>Axcil Jefferies</b>	ZWE	Ferrari 488 GT3 Evo	PROAM	10	<b>236.8</b>	15	236.8	21	236.8	22	236.3	7	236.3	10	236.6
20	630	Motopark	DEU	Heiko Neumann	DEU	<b>Timo Rumpfkeil</b>	DEU	Mercedes AMG GT3 2021	AM	7	<b>236.8</b>	7	236.8	8	236.8	10	236.3	3	236.3	9	236.6
21	17	Antonelli Motorsport	ITA	Florian Scholze	DEU	<b>Marco Antonelli</b>	ITA	Mercedes AMG GT3 - 2022	AM	8	<b>235.8</b>	2	235.8	24	235.2	7	235.2	20	234.7	3	235.3
22	19	Oregon Team	ITA	<b>Kevin Gilardoni</b>	CHE	Glenn Van Berlo	IND	Lamborghini Huracan GT3 EVO MY2022	PRO	4	<b>235.8</b>	24	235.8	34	234.7	16	234.7	25	234.2	8	235.0
23	44	Greystone GT	GBR	<b>Andrew Gilbert</b>	GBR	Fran Rueda	ESP	McLaren 720 S GT3	PROAM	11	<b>235.8</b>	3	235.8	7	235.8	24	235.8	34	235.2	9	235.7





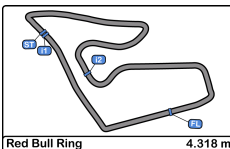
**Red Bull Ring**  
**International GT Open**  
**Race - 2**



**Fastest Laps Sequence**

Lap	Time of Day	Session Time	Nº	Entrant/Team	Nat	Driver 1	Nat	Driver 2	Nat	Vehicle	Cat	Time	Km/h
2	13:05:48.919	3:02.919	777	Olimp Racing		Marcin Jedlinski		<u>Karol Basz</u>		Audi R8 GT3 Evo 2	PROAM	1:29.859	172.9
3	13:07:18.598	4:32.598	777	Olimp Racing		Marcin Jedlinski		<u>Karol Basz</u>		Audi R8 GT3 Evo 2	PROAM	1:29.679	173.3
13	13:23:53.986	21:07.986	3	Aust Motorsport		Dino Steiner		<u>Max Hofer</u>		Audi R8 LMS GT3 evo II	PROAM	1:29.567	173.5
14	13:25:22.099	22:36.099	777	Olimp Racing		Marcin Jedlinski		<u>Karol Basz</u>		Audi R8 GT3 Evo 2	PROAM	1:29.555	173.5





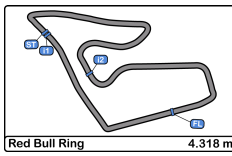
**Red Bull Ring**  
**International GT Open**  
**Race - 2**



**Event Best Maximum Speed**

Nº	Entrant/Team	Nat	Driver 1	Nat	Driver 2	Nat	Vehicle	Cat	Km/h	Session
5	Olimp Racing	POL	Stanislaw Jedlinski	POL	Krystian Korzeniowski	POL	Ferrari 488 GT3 MY 2021	AM	242.1	Qualifying - 2 Driver - 2
777	Olimp Racing	POL	Marcin Jedlinski	POL	Karol Basz	POL	Audi R8 GT3 Evo 2	PROAM	242.1	Qualifying - 2 Driver - 2
133	Kessel Racing	CHE	Murat Ruhi Cuhadaroglu	TUR	David Fumanelli	ITA	Ferrari 488 GT3 Evo	PROAM	241.6	Qualifying - 1 Driver - 1
91	Baron Motorsport	AUT	Ernst Kirchmavr	AUT	Philipp Baron	AUT	Ferrari 488 GT3 Evo	AM	241.6	Qualifying - 2 Driver - 2
11	Kessel Racing	CHE	Stephen Earle	USA	Erwin Zanotti	ITA	Ferrari 488 GT3 Evo	AM	241.0	Qualifying - 2 Driver - 2
55	AF Corse	ITA	Laurent De Meeus	BEL	Johnny Mowlem	GBR	Ferrari 488 GT3 Evo	AM*	241.0	Qualifying - 2 Driver - 2
72	Optimum Motorsport	GBR	Nick Moss	GBR	Joe Osborne	GBR	McLaren 720 S GT3	PRO	240.5	Qualifying - 1 Driver - 1
18	Theeba Motorsport	SUI	Reema Juffali	SUI	Adam Christodoulou	GBR	Mercedes AMG GT3 - 2022	PROAM*	240.5	Race - 1
911	GetSpeed Performance	DEU	Sébastien Baud	FRA	Steve Jans	LUX	Mercedes AMG GT3 - 2022	PRO	240.0	Free Practice - 1
9	GetSpeed Performance	DEU	Janine Shoffner	GBR	Moritz Kranz	DEU	Mercedes AMG GT3 - 2022	PROAM	240.0	Free Practice - 1
182	AF Corse	ITA	Willem Van der Vorm	NLD	Michele Rugolo	ITA	Ferrari 488 GT3 Evo MY 2020	PROAM	239.4	Free Practice - 1
3	Aust Motorsport	DEU	Dino Steiner	AUT	Max Hofer	AUT	Audi R8 LMS GT3 evo II	PROAM	239.4	Race - 1
786	GetSpeed Performance	DEU	Kiki Sak Nana	THA	Adam Osieka	DEU	Mercedes AMG GT3 - 2022	AM	239.4	Qualifying - 2 Driver - 2
15	Twin Busch by equipe Vitesse	DEU	Mario Hirsch	AUT	Dominik Schraml	AUT	Mercedes AMG GT3 - 2021	PROAM	238.9	Free Practice - 1
54	SPS Automotive Performance	DEU	Dexter Müller	CHE	Yannick Mettler	CHE	Mercedes AMG GT3 - 2020	PROAM	238.9	Qualifying - 2 Driver - 2
73	Kessel Racing	CHE	Roman Ziemian	POL	Axcil Jefferies	ZWE	Ferrari 488 GT3 Evo	PROAM	238.4	Qualifying - 2 Driver - 2
25	Mann Filter Team Landgraf	DEU	Alexander Hrachowina	AUT	Martin Konrad	AUT	Mercedes AMG GT3 EVO - 2021	AM	238.4	Qualifying - 2 Driver - 2
44	Greystone GT	GBR	Andrew Gilbert	GBR	Fran Rueda	ESP	McLaren 720 S GT3	PROAM	237.8	Free Practice - 1
630	Motopark	DEU	Heiko Neumann	DEU	Timo Rumpfkeil	DEU	Mercedes AMG GT3 2021	AM	237.8	Qualifying - 1 Driver - 1
33	Team GT	DEU	Bernhard Laber	DEU	Alain Valente	CHE	Mercedes AMG GT3 EVO - 2021	PROAM	237.8	Qualifying - 2 Driver - 2
63	Oregon Team	ITA	Benjamin Hites	CHL	Leonardo Pulcini	ITA	Lamborghini Huracan GT3 EVO MY2022	PRO	237.8	Race - 2
17	Antonelli Motorsport	ITA	Florian Scholze	DEU	Marco Antonelli	ITA	Mercedes AMG GT3 - 2022	AM	236.8	Qualifying - 1 Driver - 1
19	Oregon Team	ITA	Kevin Gilardoni	CHE	Glenn Van Berlo	NLD	Lamborghini Huracan GT3 EVO MY2022	PRO	235.8	Race - 1
8	Il Barone Rampante	ITA	Guiseppe Cipriani	ITA		ITA	Lamborghini Huracan GT3 EVO	AM	235.2	Free Practice - 1



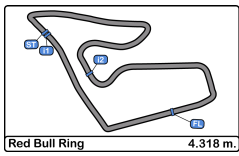


**Red Bull Ring**  
**International GT Open**  
**Race - 2**  
**Lap Chart**

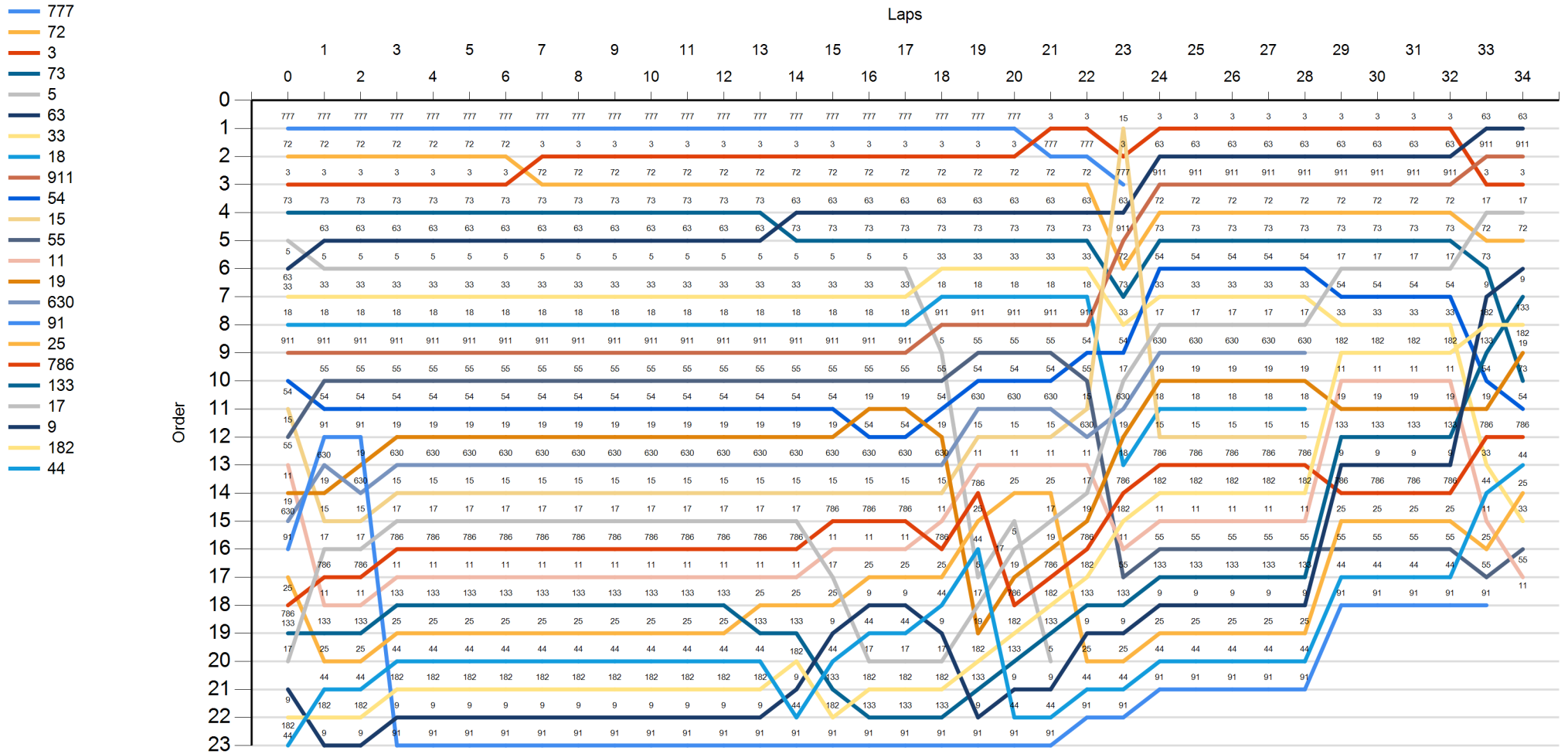


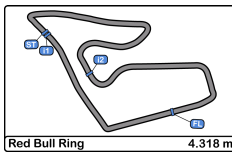
LAP																																						
Nr	Po	Grid	1	2	3	4	5	6	7	8	9	10	11	12	13	14	15	16	17	18	19	20	21	22	23	24	25	26	27	28	29	30	31	32	33	34		
777	1	777	777	777	777	777	777	777	777	777	777	777	777	777	777	777	777	777	777	777	777	777	777	3	3	15	3	3	3	3	3	3	3	3	3	63	63	
72	2	72	72	72	72	72	72	72	3	3	3	3	3	3	3	3	3	3	3	3	3	3	777	777	3	63	63	63	63	63	63	63	63	63	63	63	911	911
3	3	3	3	3	3	3	3	3	72	72	72	72	72	72	72	72	72	72	72	72	72	72	72	72	777	911	911	911	911	911	911	911	911	911	911	3	3	
73	4	73	73	73	73	73	73	73	73	73	73	73	73	73	73	63	63	63	63	63	63	63	63	63	63	72	72	72	72	72	72	72	72	72	17	17		
5	5	5	63	63	63	63	63	63	63	63	63	63	63	63	63	73	73	73	73	73	73	73	73	73	911	73	73	73	73	73	73	73	73	73	72	72		
63	6	63	5	5	5	5	5	5	5	5	5	5	5	5	5	5	5	5	33	33	33	33	33	33	72	54	54	54	54	54	17	17	17	17	73	9		
33	7	33	33	33	33	33	33	33	33	33	33	33	33	33	33	33	33	33	33	18	18	18	18	18	73	33	33	33	33	33	54	54	54	54	9	133		
18	8	18	18	18	18	18	18	18	18	18	18	18	18	18	18	18	18	18	911	911	911	911	911	911	33	17	17	17	17	17	33	33	33	33	182	182		
911	9	911	911	911	911	911	911	911	911	911	911	911	911	911	911	911	911	911	5	55	55	55	54	54	630	630	630	630	630	182	182	182	182	133	19			
54	10	54	55	55	55	55	55	55	55	55	55	55	55	55	55	55	55	55	55	54	54	54	55	17	19	19	19	19	19	11	11	11	11	54	73			
15	11	15	54	54	54	54	54	54	54	54	54	54	54	54	54	19	19	54	630	630	630	15	630	18	18	18	18	18	19	19	19	19	19	19	54			
55	12	55	91	91	19	19	19	19	19	19	19	19	19	19	19	19	54	54	19	15	15	15	630	19	15	15	15	15	15	133	133	133	133	786	786			
11	13	11	630	19	630	630	630	630	630	630	630	630	630	630	630	630	630	630	11	11	11	11	18	786	786	786	786	786	9	9	9	9	33	44				
19	14	19	19	630	15	15	15	15	15	15	15	15	15	15	15	15	15	15	15	15	15	786	25	25	17	786	182	182	182	182	182	786	786	786	44	25		
630	15	630	15	15	17	17	17	17	17	17	17	17	17	17	17	17	786	786	786	11	25	5	17	19	182	11	11	11	11	11	25	25	25	25	11	33		
91	16	91	17	17	786	786	786	786	786	786	786	786	786	786	786	11	11	11	786	44	17	19	786	11	55	55	55	55	55	55	55	55	55	25	55			
25	17	25	786	786	11	11	11	11	11	11	11	11	11	11	11	17	25	25	25	5	19	786	182	55	133	133	133	133	133	44	44	44	44	55	11			
786	18	786	11	11	133	133	133	133	133	133	133	133	133	133	25	25	25	9	9	44	17	786	182	133	133	9	9	9	9	9	91	91	91	91	91			
133	19	133	133	133	25	25	25	25	25	25	25	25	25	25	133	133	9	44	44	9	19	182	133	9	9	25	25	25	25	25	25	25	25	25	25			
17	20	17	25	25	44	44	44	44	44	44	44	44	44	44	44	182	44	17	17	17	182	133	5	25	25	44	44	44	44	44	44	44	44	44	44			
9	21	9	44	44	182	182	182	182	182	182	182	182	182	182	182	9	133	182	182	182	133	9	9	44	44	91	91	91	91	91	91	91	91	91	91	91		
182	22	182	182	182	9	9	9	9	9	9	9	9	9	9	9	44	182	133	133	133	9	44	44	91	91													
44	23	44	9	9	91	91	91	91	91	91	91	91	91	91	91	91	91	91	91	91	91	91	91	91														





Red Bull Ring  
International GT Open  
Race - 2  
Graphic Lap Chart



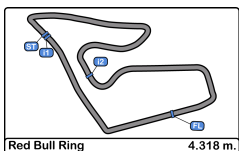


**Red Bull Ring**  
**International GT Open**  
**Race - 2**  
**Pit Stop Analysis**



Nr.	In Day Time	Entrant/Team	Nat	Driver 1	Nat	Driver 2	Nat	Vehicle	Cat	In Time	Stop N°	Pit Time	Handicap	Diff.
17	13:27:22.656	Antonelli Motorsport	ITA	Florian Scholze	DEU	<b>Marco Antonelli</b>	ITA	Mercedes AMG GT3 - 2022	AM	24:36.517	1	1:00.388	1:05	-4.612
133	13:27:38.476	Kessel Racing	CHE	<b>Murat Ruhi Cuhadaroglu</b>	TUR	David Fumanelli	ITA	Ferrari 488 GT3 Evo	PROAM	24:52.337	1	1:10.948	1:10	
182	13:27:39.004	AF Corse	ITA	<b>Willem Van der Vorm</b>	NLD	Michele Rugolo	ITA	Ferrari 488 GT3 Evo MY 2020	PROAM	24:52.865	1	1:06.360	1:05	
5	13:31:35.293	Olimp Racing	POL	Stanislaw Jedlinski	POL	<b>Krystian Korzeniowski</b>	POL	Ferrari 488 GT3 MY 2021	AM	28:49.154	1	1:14.928	1:05	
19	13:31:44.996	Oregon Team	ITA	<b>Kevin Gilardoni</b>	CHE	Glenn Van Berlo	NLD	Lamborghini Huracan GT3 EVO	PRO	28:58.857	1	1:25.042	1:25	
9	13:32:25.223	GetSpeed Performance	DEU	<b>Janine Shoffner</b>	GBR	Moritz Kranz	DEU	Mercedes AMG GT3 - 2022	PROAM	29:39.085	1	1:06.427	1:05	
786	13:33:38.855	GetSpeed Performance	DEU	<b>Kiki Sak Nana</b>	TWA	Adam Osieka	DEU	Mercedes AMG GT3 - 2022	AM	30:52.716	1	1:06.373	1:05	
44	13:34:00.609	Greystone GT	GBR	<b>Andrew Gilbert</b>	GBR	Fran Rueda	ESP	McLaren 720 S GT3	PROAM	31:14.470	1	1:11.531	1:05	
25	13:36:52.172	Mann Filter Team Landgraf	DEU	<b>Alexander Hrachowina</b>	AUT	Martin Konrad	AUT	Mercedes AMG GT3 EVO - 2021	AM	34:06.033	1	1:18.314	1:15	
91	13:37:13.436	Baron Motorsport	AUT	<b>Ernst Kirchmavr</b>	AUT	Philipp Baron	AUT	Ferrari 488 GT3 Evo	AM	34:27.297	1	1:15.203	1:10	
3	13:37:30.057	Aust Motorsport	DEU	Dino Steiner	DEU	<b>Max Hofer</b>	AUT	Audi R8 LMS GT3 evo II	PROAM	34:43.918	1	1:06.474	1:05	
777	13:37:31.609	Olimp Racing	POL	Marcin Jedlinski	POL	<b>Karol Basz</b>	POL	Audi R8 GT3 Evo 2	PROAM	34:45.471	1	1:06.942	1:05	
72	13:37:39.037	Optimum Motorsport	GBR	Nick Moss	GBR	<b>Joe Osborne</b>	GBR	McLaren 720 S GT3	PRO	34:52.898	1	1:18.890	1:15	
63	13:37:39.631	Oregon Team	ITA	Benjamin Hites	CHL	<b>Leonardo Pulcini</b>	ITA	Lamborghini Huracan GT3 EVO	PRO	34:53.492	1	1:10.536	1:10	
73	13:37:41.082	Kessel Racing	CHE	Roman Ziemian	POL	<b>Axcil Jefferies</b>	ZWE	Ferrari 488 GT3 Evo	PROAM	34:54.944	1	1:16.032	1:05	
33	13:37:42.093	Team GT	DEU	Bernhard Laber	CHE	<b>Alain Valente</b>	CHE	Mercedes AMG GT3 EVO - 2021	PROAM	34:55.954	1	1:18.771	1:05	
18	13:37:43.462	Theeba Motorsport	SAU	Reema Juffali	SAU	<b>Adam Christodoulou</b>	GBR	Mercedes AMG GT3 - 2022	PROAM*	34:57.323	1	1:30.682	1:30	
911	13:37:46.968	GetSpeed Performance	DEU	<b>Sébastien Baud</b>	FRA	Steve Jans	LUX	Mercedes AMG GT3 - 2022	PRO	35:00.829	1	1:09.034	1:05	
55	13:37:53.980	AF Corse	ITA	Laurent De Meeus	DEU	<b>Johnny Mowlem</b>	GBR	Ferrari 488 GT3 Evo	AM*	35:07.841	1	1:29.089	1:05	
54	13:37:54.937	SPS Automotive Performance	DEU	Dexter Müller	CHE	<b>Yannick Mettler</b>	CHE	Mercedes AMG GT3 - 2020	PROAM	35:08.798	1	1:07.221	1:05	
630	13:38:02.313	Motopark	DEU	Heiko Neumann	DEU	<b>Timo Rumpfkeil</b>	DEU	Mercedes AMG GT3 2021	AM	35:16.175	1	1:09.081	1:05	
11	13:38:11.958	Kessel Racing	CHE	Stephen Earle	USA	<b>Erwin Zanotti</b>	ITA	Ferrari 488 GT3 Evo	AM	35:25.819	1	1:07.352	1:05	
15	13:39:36.310	Twin Busch by equipe Vitesse	DEU	Mario Hirsch	DEU	<b>Dominik Schraml</b>	AUT	Mercedes AMG GT3 - 2021	PROAM	36:50.171	1	1:11.012	1:05	
3	13:52:09.024	Aust Motorsport	DEU	Dino Steiner	DEU	<b>Max Hofer</b>	AUT	Audi R8 LMS GT3 evo II	PROAM	49:22.885	2	22.296	1:05	-42.704
63	13:52:10.165	Oregon Team	ITA	Benjamin Hites	CHL	<b>Leonardo Pulcini</b>	ITA	Lamborghini Huracan GT3 EVO	PRO	49:24.026	2	22.447	1:10	-47.553
911	13:52:11.749	GetSpeed Performance	DEU	<b>Sébastien Baud</b>	FRA	Steve Jans	LUX	Mercedes AMG GT3 - 2022	PRO	49:25.610	2	22.018	1:05	-42.982
72	13:52:13.595	Optimum Motorsport	GBR	Nick Moss	GBR	<b>Joe Osborne</b>	GBR	McLaren 720 S GT3	PRO	49:27.456	2	21.812	1:15	-53.188
73	13:52:15.884	Kessel Racing	CHE	Roman Ziemian	POL	<b>Axcil Jefferies</b>	ZWE	Ferrari 488 GT3 Evo	PROAM	49:29.745	2	21.178	1:05	-43.822
17	13:52:17.352	Antonelli Motorsport	ITA	Florian Scholze	DEU	<b>Marco Antonelli</b>	ITA	Mercedes AMG GT3 - 2022	AM	49:31.213	2	21.674	1:05	-43.326
54	13:52:18.511	SPS Automotive Performance	DEU	Dexter Müller	CHE	<b>Yannick Mettler</b>	CHE	Mercedes AMG GT3 - 2020	PROAM	49:32.372	2	21.967	1:05	-43.033
33	13:52:21.012	Team GT	DEU	Bernhard Laber	DEU	<b>Alain Valente</b>	CHE	Mercedes AMG GT3 EVO - 2021	PROAM	49:34.873	2	20.759	1:05	-44.241
182	13:52:23.024	AF Corse	ITA	<b>Willem Van der Vorm</b>	NLD	Michele Rugolo	ITA	Ferrari 488 GT3 Evo MY 2020	PROAM	49:36.885	2	21.811	1:05	-43.189
11	13:52:25.720	Kessel Racing	CHE	Stephen Earle	USA	<b>Erwin Zanotti</b>	ITA	Ferrari 488 GT3 Evo	AM	49:39.581	2	21.608	1:05	-43.392
19	13:52:26.746	Oregon Team	ITA	<b>Kevin Gilardoni</b>	CHE	Glenn Van Berlo	NLD	Lamborghini Huracan GT3 EVO	PRO	49:40.607	2	24.583	1:25	-0.417
133	13:52:28.445	Kessel Racing	CHE	<b>Murat Ruhi Cuhadaroglu</b>	TUR	David Fumanelli	ITA	Ferrari 488 GT3 Evo	PROAM	49:42.306	2	24.275	1:10	-45.725
9	13:52:29.501	GetSpeed Performance	DEU	<b>Janine Shoffner</b>	GBR	Moritz Kranz	DEU	Mercedes AMG GT3 - 2022	PROAM	49:43.363	2	24.529	1:05	-40.471
786	13:52:30.609	GetSpeed Performance	DEU	<b>Kiki Sak Nana</b>	TWA	Adam Osieka	DEU	Mercedes AMG GT3 - 2022	AM	49:44.470	2	24.867	1:05	-40.133
25	13:52:32.326	Mann Filter Team Landgraf	DEU	<b>Alexander Hrachowina</b>	AUT	Martin Konrad	AUT	Mercedes AMG GT3 EVO - 2021	AM	49:46.187	2	24.277	1:15	-50.723



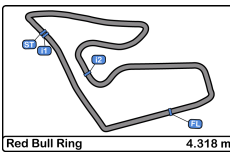


**Red Bull Ring**  
**International GT Open**  
**Race - 2**  
**Pit Stop Analysis**



Nr.	In Day Time	Entrant/Team	Nat	Driver 1	Nat	Driver 2	Nat	Vehicle	Cat	In Time	Stop N°	Pit Time	Handicap	Diff.
55	13:52:35.164	AF Corse	ITA	Laurent De Meeus	BEL	Johnny Mowlem	GBR	Ferrari 488 GT3 Evo	AM*	49:49.025	2	23.397	1:05	-41.603
91	13:52:37.540	Baron Motorsport	AUT	Ernst Kirchmavr	AUT	Philipp Baron	AUT	Ferrari 488 GT3 Evo	AM	49:51.401	2	22.741	1:10	-47.259
44	13:52:39.185	Greystone GT	GBR	Andrew Gilbert	GBR	Fran Rueda	ESP	McLaren 720 S GT3	PROAM	49:53.046	2	22.300	1:05	-42.700
3	13:54:30.380	Aust Motorsport	DEU	Dino Steiner	DEU	Max Hofer	AUT	Audi R8 LMS GT3 evo II	PROAM	51:44.241	3	21.941	1:05	-43.059
63	13:54:31.825	Oregon Team	ITA	Benjamin Hites	ITA	Leonardo Pulcini	ITA	Lamborghini Huracan GT3 EVO	PRO	51:45.687	3	21.860	1:10	-48.140
911	13:54:32.999	GetSpeed Performance	DEU	Sébastien Baud	FRA	Steve Jans	LUX	Mercedes AMG GT3 - 2022	PRO	51:46.860	3	21.844	1:05	-43.156
72	13:54:35.175	Optimum Motorsport	GBR	Nick Moss	GBR	Joe Osborne	GBR	McLaren 720 S GT3	PRO	51:49.036	3	21.828	1:15	-53.172
73	13:54:37.028	Kessel Racing	CHE	Roman Ziemian	POL	Axcil Jefferies	ZWE	Ferrari 488 GT3 Evo	PROAM	51:50.890	3	21.420	1:05	-43.580
17	13:54:38.017	Antonelli Motorsport	ITA	Florian Scholze	DEU	Marco Antonelli	ITA	Mercedes AMG GT3 - 2022	AM	51:51.878	3	21.810	1:05	-43.190
54	13:54:39.245	SPS Automotive Performance	DEU	Dexter Müller	CHE	Yannick Mettler	CHE	Mercedes AMG GT3 - 2020	PROAM	51:53.106	3	22.426	1:05	-42.574
33	13:54:40.908	Team GT	DEU	Bernhard Laber	DEU	Alain Valente	CHE	Mercedes AMG GT3 EVO - 2021	PROAM	51:54.769	3	21.856	1:05	-43.144
182	13:54:42.513	AF Corse	ITA	Willem Van der Vorm	NLD	Michele Rugolo	ITA	Ferrari 488 GT3 Evo MY 2020	PROAM	51:56.375	3	21.898	1:05	-43.102
11	13:54:44.202	Kessel Racing	CHE	Stephen Earle	USA	Erwin Zanotti	ITA	Ferrari 488 GT3 Evo	AM	51:58.063	3	22.008	1:05	-42.992
19	13:54:45.234	Oregon Team	ITA	Kevin Gilardoni	CHE	Glenn Van Berlo	NLD	Lamborghini Huracan GT3 EVO	PRO	51:59.095	3	22.609	1:25	-2.391
133	13:54:46.756	Kessel Racing	CHE	Murat Ruhi Cuhadaroglu	TUR	David Fumanelli	ITA	Ferrari 488 GT3 Evo	PROAM	52:00.617	3	21.919	1:10	-48.081
9	13:54:48.577	GetSpeed Performance	DEU	Janine Shoffner	GBR	Moritz Kranz	DEU	Mercedes AMG GT3 - 2022	PROAM	52:02.438	3	21.989	1:05	-43.011
786	13:54:50.067	GetSpeed Performance	DEU	Kiki Sak Nana	THA	Adam Osieka	DEU	Mercedes AMG GT3 - 2022	AM	52:03.928	3	22.274	1:05	-42.726
25	13:54:51.441	Mann Filter Team Landgraf	DEU	Alexander Hrachowina	AUT	Martin Konrad	AUT	Mercedes AMG GT3 EVO - 2021	AM	52:05.302	3	22.141	1:15	-52.859
55	13:54:53.318	AF Corse	ITA	Laurent De Meeus	BEL	Johnny Mowlem	GBR	Ferrari 488 GT3 Evo	AM*	52:07.180	3	22.042	1:05	-42.958
91	13:54:55.232	Baron Motorsport	AUT	Ernst Kirchmavr	AUT	Philipp Baron	AUT	Ferrari 488 GT3 Evo	AM	52:09.093	3	21.844	1:10	-48.156
44	13:54:56.896	Greystone GT	GBR	Andrew Gilbert	GBR	Fran Rueda	ESP	McLaren 720 S GT3	PROAM	52:10.757	3	22.000	1:05	-43.000
3	13:57:03.947	Aust Motorsport	DEU	Dino Steiner	DEU	Max Hofer	AUT	Audi R8 LMS GT3 evo II	PROAM	54:17.808	4	21.458	1:05	-43.542
63	13:57:05.419	Oregon Team	ITA	Benjamin Hites	ITA	Leonardo Pulcini	ITA	Lamborghini Huracan GT3 EVO	PRO	54:19.280	4	21.862	1:10	-48.138
911	13:57:06.737	GetSpeed Performance	DEU	Sébastien Baud	FRA	Steve Jans	LUX	Mercedes AMG GT3 - 2022	PRO	54:20.598	4	21.793	1:05	-43.207
72	13:57:09.047	Optimum Motorsport	GBR	Nick Moss	GBR	Joe Osborne	GBR	McLaren 720 S GT3	PRO	54:22.909	4	21.811	1:15	-53.189
73	13:57:10.634	Kessel Racing	CHE	Roman Ziemian	POL	Axcil Jefferies	ZWE	Ferrari 488 GT3 Evo	PROAM	54:24.496	4	21.585	1:05	-43.415
17	13:57:11.622	Antonelli Motorsport	ITA	Florian Scholze	DEU	Marco Antonelli	ITA	Mercedes AMG GT3 - 2022	AM	54:25.484	4	21.709	1:05	-43.291
54	13:57:13.103	SPS Automotive Performance	DEU	Dexter Müller	CHE	Yannick Mettler	CHE	Mercedes AMG GT3 - 2020	PROAM	54:26.965	4	21.917	1:05	-43.083
33	13:57:14.473	Team GT	DEU	Bernhard Laber	DEU	Alain Valente	CHE	Mercedes AMG GT3 EVO - 2021	PROAM	54:28.335	4	21.563	1:05	-43.437
182	13:57:16.470	AF Corse	ITA	Willem Van der Vorm	NLD	Michele Rugolo	ITA	Ferrari 488 GT3 Evo MY 2020	PROAM	54:30.331	4	21.904	1:05	-43.096
11	13:57:18.226	Kessel Racing	CHE	Stephen Earle	USA	Erwin Zanotti	ITA	Ferrari 488 GT3 Evo	AM	54:32.088	4	21.894	1:05	-43.106
19	13:57:19.182	Oregon Team	ITA	Kevin Gilardoni	CHE	Glenn Van Berlo	NLD	Lamborghini Huracan GT3 EVO	PRO	54:33.043	4	22.050	1:25	-2.950
133	13:57:20.759	Kessel Racing	CHE	Murat Ruhi Cuhadaroglu	TUR	David Fumanelli	ITA	Ferrari 488 GT3 Evo	PROAM	54:34.621	4	22.783	1:10	-47.217
9	13:57:21.753	GetSpeed Performance	DEU	Janine Shoffner	GBR	Moritz Kranz	DEU	Mercedes AMG GT3 - 2022	PROAM	54:35.614	4	23.343	1:05	-41.657
786	13:57:23.422	GetSpeed Performance	DEU	Kiki Sak Nana	THA	Adam Osieka	DEU	Mercedes AMG GT3 - 2022	AM	54:37.283	4	23.154	1:05	-41.846
25	13:57:25.064	Mann Filter Team Landgraf	DEU	Alexander Hrachowina	AUT	Martin Konrad	AUT	Mercedes AMG GT3 EVO - 2021	AM	54:38.925	4	22.971	1:15	-52.029
55	13:57:26.943	AF Corse	ITA	Laurent De Meeus	BEL	Johnny Mowlem	GBR	Ferrari 488 GT3 Evo	AM*	54:40.804	4	22.817	1:05	-42.183
44	13:57:29.114	Greystone GT	GBR	Andrew Gilbert	GBR	Fran Rueda	ESP	McLaren 720 S GT3	PROAM	54:42.975	4	22.120	1:05	-42.880





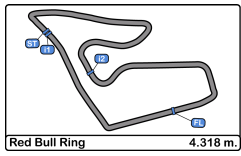
**Red Bull Ring**  
**International GT Open**  
**Race - 2**  
**Pit Stop Analysis**



Nr.	In Day Time	Entrant/Team	Nat	Driver 1	Nat	Driver 2	Nat	Vehicle	Cat	In Time	Stop N°	Pit Time	Handicap	Diff.
91	13:57:30.801	Baron Motorsport		<u>Ernst Kirchmavr</u>		Philipp Baron		Ferrari 488 GT3 Evo	AM	54:44.662	4	21.837	1:10	-48.163



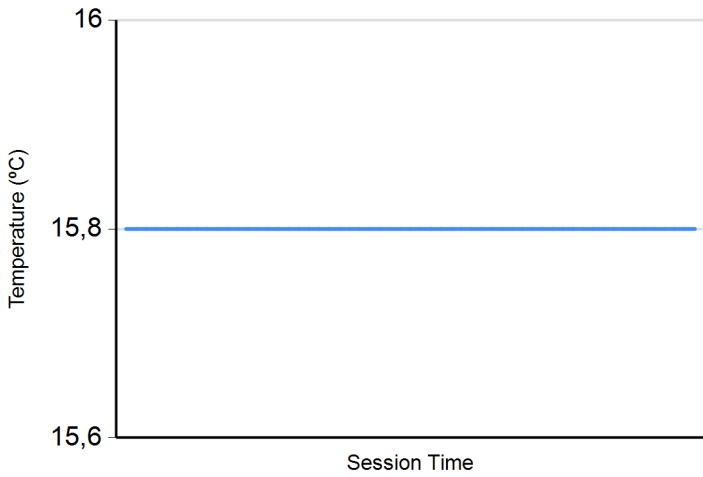




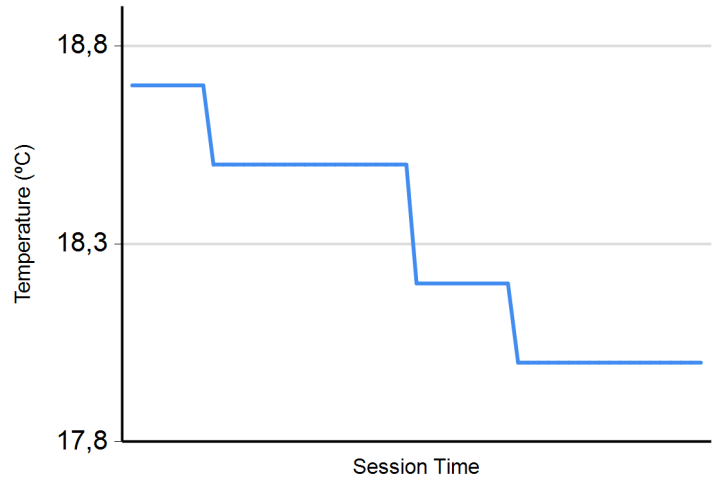
**Red Bull Ring**  
**International GT Open**  
**Race - 2**  
**Weather Report**



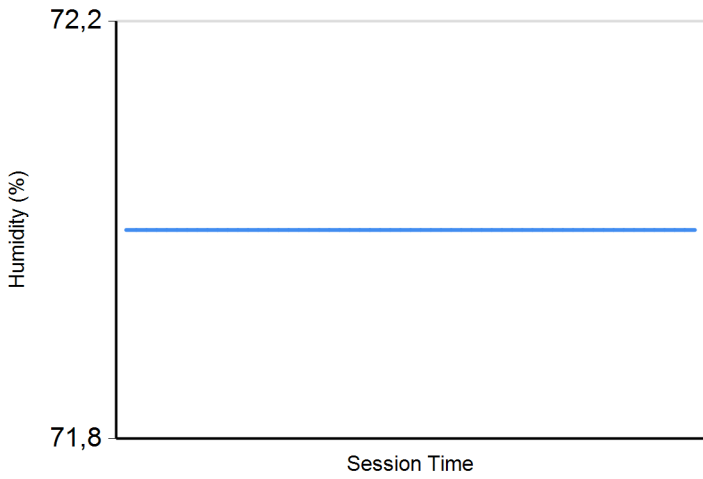
**Air Temperature**



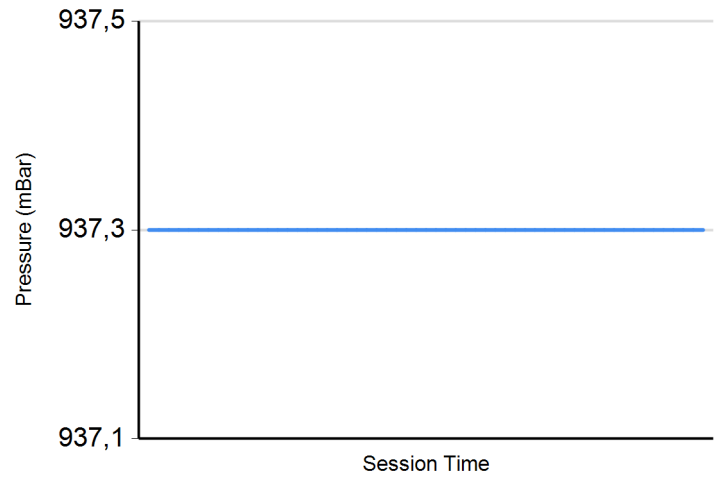
**Track Temperature**



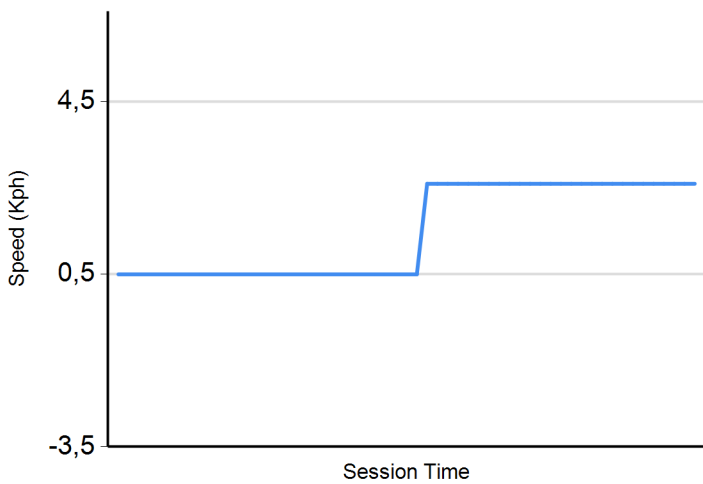
**Humidity**



**Pressure**



**Wind Speed**



**Wind direction**

