

**Circuito de Barcelona**  
**International GT Open**  
**Free Practice - 1**  
**Provisional Results**



Cls	Nº	Entrant/Team	Nat	Driver 1	Nat	Driver 2	Nat	Vehicle	Cat	Cls	Laps	Best	Time	Gap	Interval	Km/h
1	33	Team GT	DEU	Florian Scholze	DEU	Alain Valente	CHE	Mercedes AMG GT3 EVO - 2021	PROAM	1	21	13	1:45.833			159.0
2	25	Mann Filter Team Landgraf	DEU	Alexander Hrachowina	AUT	Martin Konrad	AUT	Mercedes AMG GT3 EVO - 2021	AM	1	16	4	1:46.340	0.507	0.507	158.2
3	92	Herberth Motorsport	DEU	Ralf Bohn	DEU	Robert Renauer	DEU	Porsche 911 GT3R	PROAM	2	22	3	1:46.856	1.023	0.516	157.5
4	72	Optimum Motorsport	GBR	Nick Moss	GBR	Joe Osborne	GBR	McLaren 720 S GT3	PRO	1	20	3	1:46.889	1.056	0.033	157.4
5	5	Olimp Racing	POL	Stanislaw Jedlinski	POL	Krystian Korzeniowski	POL	Ferrari 488 GT3 MY 2021	AM	2	18	4	1:46.957	1.124	0.068	157.3
6	8	Il Barone Rampante	ITA	Giuseppe Cipriani	ITA			Lamborghini Huracan GT3 EVO	AM	3	16	11	1:47.217	1.384	0.260	156.9
7	777	Olimp Racing	POL	Marcin Jedlinski	POL	Karol Basz	POL	Audi R8 GT3 Evo 2	PROAM	3	14	5	1:47.829	1.996	0.612	156.0
8	15	Dinamic Motorsport	ITA	Philipp Sager	AUT	Bashar Mardini	CAN	Porsche 991 GT3 R 2019	AM	4	20	19	1:48.626	2.793	0.797	154.9
9	3	Aust Motorsport	DEU	Dino Steiner	DEU	Max Hofer	AUT	Audi R8 LMS GT3 evo II	PROAM	4	17	5	1:48.879	3.046	0.253	154.5
10	182	AF Corse	ITA	Willem Van der Vorm	IND	Michele Rugolo	ITA	Ferrari 488 GT3 Evo MY 2020	PROAM	5	15	9	1:48.915	3.082	0.036	154.5
11	44	Greystone GT	GBR	Andrew Gilbert	GBR	Fran Rueda	ESP	McLaren 720 S GT3	PROAM	6	21	12	1:48.920	3.087	0.005	154.5
12	133	Kessel Racing	CHE	Murat Ruhu Cuhadaroglu	TUR	David Fumanelli	ITA	Ferrari 488 GT3 Evo	PROAM	7	14	12	1:49.141	3.308	0.221	154.2
13	54	SPS Automotive Performance	DEU	Dexter Müller	CHE	Yannick Mettler	CHE	Mercedes AMG GT3 - 2020	PROAM	8	11	9	1:49.268	3.435	0.127	154.0
14	786	GetSpeed Performance	DEU	Kiki Sak Nana	THA	Axel Blom	FIN	Mercedes AMG GT3 - 2022	AM*	5	20	5	1:49.370	3.537	0.102	153.8
15	55	AF Corse	ITA	Laurent De Meeus	BEL	Johnny Mowlem	GBR	Ferrari 488 GT3 Evo	PROAM	9	11	9	1:50.503	4.670	1.133	152.3
16	93	Baporo Motorsport	ESP	Daniel Díaz-Varela	ESP	Alex Villanueva	ESP	Mercedes AMG GT3	AM	6	16	13	1:51.368	5.535	0.865	151.1
17	007	Street Art Racing	DEU	Pascal Bachmann	CHE			Aston Martin GT3 AMR MY2019	AM	7	5	4	1:51.662	5.829	0.294	150.7

**\* PENALTIES**

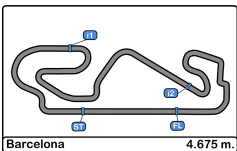
- CAR 3 TIME 1:49.566 DELETED TRACK LIMITS AT T 9
- CAR 25 TIME 1:46.177 DELETED TRACK LIMITS AT T 9
- CAR 15 TIME 1:51.876 DELETED TRACK LIMITS AT T 9
- CAR 72 TIME 1:48.300 DELETED TRACK LIMITS AT T 15
- CAR 777 TIME 1:47.087 DELETED TRACK LIMITS AT T 15
- CAR 33 TIME 1:46.356 DELETED TRACK LIMITS AT T 9
- CAR 33 TIME 1:46.281 DELETED TRACK LIMITS AT T 9
- CAR 25 TIME 1:50.650 DELETED TRACK LIMITS AT T 15
- CAR 777 TIME 1:47.404 DELETED TRACK LIMITS AT T 15

Published at:.....

Track Temp: **28.8 °C** Air Temp: **26.4 °C** Humidity: **38 %** Track Status: **DRY**

<b>Stewards:</b>	<b>Race Director:</b>	<b>Timekeeper:</b>
------------------	-----------------------	--------------------





**Circuito de Barcelona**  
**International GT Open**  
**Free Practice - 1**  
**Provisional Results by Category**



Cls	Nº	Entrant/Team	Nat	Driver 1	Nat	Driver 2	Nat	Vehicle	Cat	Cls	Laps	Best	Time	Gap	Interval	Km/h
<b>PRO</b>																
1	72	Optimum Motorsport		Nick Moss		Joe Osborne		McLaren 720 S GT3	PRO	1	20	3	1:46.889			157.4
<b>PROAM</b>																
1	33	Team GT		Florian Scholze		Alain Valente		Mercedes AMG GT3 EVO - 2021	PROAM	1	21	13	1:45.833			159.0
2	92	Herberth Motorsport		Ralf Bohn		Robert Renauer		Porsche 911 GT3R	PROAM	2	22	3	1:46.856	1.023	1.023	157.5
3	777	Olimp Racing		Marcin Jedlinski		Karol Basz		Audi R8 GT3 Evo 2	PROAM	3	14	5	1:47.829	1.996	0.973	156.0
4	3	Aust Motorsport		Dino Steiner		Max Hofer		Audi R8 LMS GT3 evo II	PROAM	4	17	5	1:48.879	3.046	1.050	154.5
5	182	AF Corse		Willem Van der Vorm		Michele Rugolo		Ferrari 488 GT3 Evo MY 2020	PROAM	5	15	9	1:48.915	3.082	0.036	154.5
6	44	Greystone GT		Andrew Gilbert		Fran Rueda		McLaren 720 S GT3	PROAM	6	21	12	1:48.920	3.087	0.005	154.5
7	133	Kessel Racing		Murat Ruhi Cuhadaroglu		David Fumanelli		Ferrari 488 GT3 Evo	PROAM	7	14	12	1:49.141	3.308	0.221	154.2
8	54	SPS Automotive Performance		Dexter Müller		Yannick Mettler		Mercedes AMG GT3 - 2020	PROAM	8	11	9	1:49.268	3.435	0.127	154.0
9	55	AF Corse		Laurent De Meeus		Johnny Mowlem		Ferrari 488 GT3 Evo	PROAM	9	11	9	1:50.503	4.670	1.235	152.3
<b>AM</b>																
1	25	Mann Filter Team Landgraf		Alexander Hrachowina		Martin Konrad		Mercedes AMG GT3 EVO - 2021	AM	1	16	4	1:46.340			158.2
2	5	Olimp Racing		Stanislaw Jedlinski		Krystian Korzeniowski		Ferrari 488 GT3 MY 2021	AM	2	18	4	1:46.957	0.617	0.617	157.3
3	8	Il Barone Rampante		Giuseppe Cipriani				Lamborghini Huracan GT3 EVO	AM	3	16	11	1:47.217	0.877	0.260	156.9
4	15	Dinamic Motorsport		Philipp Sager		Bashar Mardini		Porsche 991 GT3 R 2019	AM	4	20	19	1:48.626	2.286	1.409	154.9
5	786	GetSpeed Performance		Kiki Sak Nana		Axel Blom		Mercedes AMG GT3 - 2022	AM*	5	20	5	1:49.370	3.030	0.744	153.8
6	93	Baporo Motorsport		Daniel Díaz-Varela		Alex Villanueva		Mercedes AMG GT3	AM	6	16	13	1:51.368	5.028	1.998	151.1
7	007	Street Art Racing		Pascal Bachmann				Aston Martin GT3 AMR MY2019	AM	7	5	4	1:51.662	5.322	0.294	150.7

**\* PENALTIES**

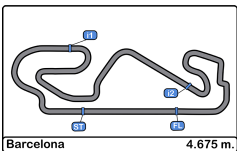
- CAR 3 TIME 1:49.566 DELETED TRACK LIMITS AT T 9
- CAR 25 TIME 1:46.177 DELETED TRACK LIMITS AT T 9
- CAR 15 TIME 1:51.876 DELETED TRACK LIMITS AT T 9
- CAR 72 TIME 1:48.300 DELETED TRACK LIMITS AT T 15
- CAR 777 TIME 1:47.087 DELETED TRACK LIMITS AT T 15
- CAR 33 TIME 1:46.356 DELETED TRACK LIMITS AT T 9
- CAR 33 TIME 1:46.281 DELETED TRACK LIMITS AT T 9
- CAR 25 TIME 1:50.650 DELETED TRACK LIMITS AT T 15
- CAR 777 TIME 1:47.404 DELETED TRACK LIMITS AT T 15

Published at:.....

Track Temp: **28.8 °C** Air Temp: **26.4 °C** Humidity: **38 %** Track Status: **DRY**

<b>Stewards:</b>	<b>Race Director:</b>	<b>Timekeeper:</b>
------------------	-----------------------	--------------------





**Circuito de Barcelona**  
**International GT Open**  
**Free Practice - 1**  
**Provisional Results by Class**



Cls	Nº	Entrant/Team	Nat	Driver 1	Nat	Driver 2	Nat	Vehicle	Cat	Cls	Laps	Best	Time	Gap	Interval	Km/h
<b>International GT Open</b>																
1	33	Team GT	DEU	Florian Scholze	DEU	Alain Valente	CHE	Mercedes AMG GT3 EVO - 2021	PROAM	1	21	13	1:45.833			159.0
2	25	Mann Filter Team Landgraf	DEU	Alexander Hrachowina	AUT	Martin Konrad	AUT	Mercedes AMG GT3 EVO - 2021	AM	1	16	4	1:46.340	0.507	0.507	158.2
3	92	Herberth Motorsport	DEU	Ralf Bohn	DEU	Robert Renauer	DEU	Porsche 911 GT3R	PROAM	2	22	3	1:46.856	1.023	0.516	157.5
4	72	Optimum Motorsport	GBR	Nick Moss	GBR	Joe Osborne	GBR	McLaren 720 S GT3	PRO	1	20	3	1:46.889	1.056	0.033	157.4
5	5	Olimp Racing	POL	Stanislaw Jedlinski	POL	Krystian Korzeniowski	POL	Ferrari 488 GT3 MY 2021	AM	2	18	4	1:46.957	1.124	0.068	157.3
6	8	Il Barone Rampante	ITA	Giuseppe Cipriani	ITA		ITA	Lamborghini Huracan GT3 EVO	AM	3	16	11	1:47.217	1.384	0.260	156.9
7	777	Olimp Racing	POL	Marcin Jedlinski	POL	Karol Basz	POL	Audi R8 GT3 Evo 2	PROAM	3	14	5	1:47.829	1.996	0.612	156.0
8	15	Dinamic Motorsport	ITA	Philipp Sager	AUT	Bashar Mardini	CAN	Porsche 991 GT3 R 2019	AM	4	20	19	1:48.626	2.793	0.797	154.9
9	3	Aust Motorsport	DEU	Dino Steiner	DEU	Max Hofer	AUT	Audi R8 LMS GT3 evo II	PROAM	4	17	5	1:48.879	3.046	0.253	154.5
10	182	AF Corse	ITA	Willem Van der Vorm	NLD	Michele Rugolo	ITA	Ferrari 488 GT3 Evo MY 2020	PROAM	5	15	9	1:48.915	3.082	0.036	154.5
11	44	Greystone GT	GBR	Andrew Gilbert	GBR	Fran Rueda	ESP	McLaren 720 S GT3	PROAM	6	21	12	1:48.920	3.087	0.005	154.5
12	133	Kessel Racing	CHE	Murat Ruhu Cuhadaroglu	TUR	David Fumanelli	ITA	Ferrari 488 GT3 Evo	PROAM	7	14	12	1:49.141	3.308	0.221	154.2
13	54	SPS Automotive Performance	DEU	Dexter Müller	CHE	Yannick Mettler	CHE	Mercedes AMG GT3 - 2020	PROAM	8	11	9	1:49.268	3.435	0.127	154.0
14	786	GetSpeed Performance	DEU	Kiki Sak Nana	THA	Axel Blom	FIN	Mercedes AMG GT3 - 2022	AM*	5	20	5	1:49.370	3.537	0.102	153.8
15	55	AF Corse	ITA	Laurent De Meeus	BEL	Johnny Mowlem	GBR	Ferrari 488 GT3 Evo	PROAM	9	11	9	1:50.503	4.670	1.133	152.3
16	93	Baporo Motorsport	ESP	Daniel Díaz-Varela	ESP	Alex Villanueva	ESP	Mercedes AMG GT3	AM	6	16	13	1:51.368	5.535	0.865	151.1
17	007	Street Art Racing	BEL	Pascal Bachmann	CHE		CHE	Aston Martin GT3 AMR MY2019	AM	7	5	4	1:51.662	5.829	0.294	150.7

**\* PENALTIES**

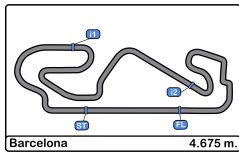
- CAR 3 TIME 1:49.566 DELETED TRACK LIMITS AT T 9
- CAR 25 TIME 1:46.177 DELETED TRACK LIMITS AT T 9
- CAR 15 TIME 1:51.876 DELETED TRACK LIMITS AT T 9
- CAR 72 TIME 1:48.300 DELETED TRACK LIMITS AT T 15
- CAR 777 TIME 1:47.087 DELETED TRACK LIMITS AT T 15
- CAR 33 TIME 1:46.356 DELETED TRACK LIMITS AT T 9
- CAR 33 TIME 1:46.281 DELETED TRACK LIMITS AT T 9
- CAR 25 TIME 1:50.650 DELETED TRACK LIMITS AT T 15
- CAR 777 TIME 1:47.404 DELETED TRACK LIMITS AT T 15

Published at:.....

Track Temp: 28.8 °C Air Temp: 26.4 °C Humidity: 38 % Track Status: DRY

<b>Stewards:</b>	<b>Race Director:</b>	<b>Timekeeper:</b>
------------------	-----------------------	--------------------





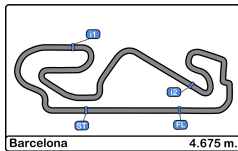
**Circuit de Barcelona**  
**International GT Open**  
**Free Practice - 1**  
**Lap Analysis**



3							8								
Dino Steiner							Giuseppe Cipriani								
Audi R8 LMS GT3 evo II							Lamborghini Huracan GT3 EVO								
PROAM		Max Hofer		Aust Motorsport			AM		Il Barone Rampante						
Lap	D	Time	Sector 1	Sector 2	Sector 3	T. Spd	Elapsed	Lap	D	Time	Sector 1	Sector 2	Sector 3	T. Spd	Elapsed
1		17:17:05.611	17:15:43.368	44.976	37.267	175.3	17:17:05.611	1		17:15:32.633	17:14:13.047	42.883	36.703	170.0	17:15:32.633
2		<del>1:49.566</del>	30.804	42.625	36.137	251.1	17:18:55.177	2		1:48.597	30.672	42.109	35.816	251.7	17:17:21.230
3		1:49.700	30.891	42.651	36.158	252.3	17:20:44.877	3		2:01.506	30.780	54.653	36.073	252.3	17:19:22.736
4		1:48.930	30.619	42.273	36.038	252.3	17:22:33.807	4		1:49.160	30.635	42.343	36.182	252.3	17:21:11.896
5		<b>1:48.879</b>	30.502	42.409	<b>35.968</b>	252.9	17:24:22.686	5		1:48.488	30.680	41.849	35.959	253.5	17:23:00.384
6		1:49.589	30.434	43.013	36.142	253.5	17:26:12.275	6		1:48.046	30.492	42.012	35.542	252.9	17:24:48.430
7		1:49.817	30.536	42.758	36.523	254.1	17:28:02.092	7		1:57.940 P	30.389	42.048	45.503	254.1	17:26:46.370
8		1:55.299	31.557	44.207	39.535	255.3	17:29:57.391	8		3:45.743	2:27.072	42.560	36.111	170.0	17:30:32.113
9		1:54.289	30.703	45.361	38.225	252.9	17:31:51.680	9		2:00.183 P	30.686	43.453	46.044	252.3	17:32:32.296
10		1:55.644 P	31.106	<b>42.271</b>	42.267	252.9	17:33:47.324	10		4:54.115	3:33.836	44.084	36.195	173.3	17:37:26.411
11		3:19.771	1:54.949	45.684	39.138	180.9	17:37:07.095	11		<b>1:47.217</b>	30.144	<b>41.657</b>	<b>35.416</b>	252.9	17:39:13.628
12		1:50.336	30.850	42.599	36.887	252.9	17:38:57.431	12		1:55.327	<b>30.140</b>	47.516	37.671	254.7	17:41:08.955
13		1:49.520	30.359	42.487	36.674	254.7	17:40:46.951	13		1:50.206	30.268	43.866	36.072	253.5	17:42:59.161
14		1:52.318	<b>30.179</b>	45.463	36.676	254.1	17:42:39.269	14		1:47.541	30.288	41.697	35.556	253.5	17:44:46.702
15		1:59.049	30.493	46.748	41.808	254.7	17:44:38.318	15		1:47.317	30.186	41.666	35.465	253.5	17:46:34.019
16		1:51.432	31.408	43.106	36.918	254.1	17:46:29.750	16		2:01.172 P	30.357	44.025	46.790	253.5	17:48:35.191
17		2:31.356 P	30.429	59.263	1:01.664	254.7	17:49:01.106								

5							15								
Stanislav Jedlinski							Philipp Sager								
Ferrari 488 GT3 MY 2021							Porsche 991 GT3 R 2019								
AM		Krystian Korzeniewski		Olimp Racing			AM		Bashar Mardini						
Lap	D	Time	Sector 1	Sector 2	Sector 3	T. Spd	Elapsed	Lap	D	Time	Sector 1	Sector 2	Sector 3	T. Spd	Elapsed
1		17:14:52.382	17:13:34.640	41.979	35.763	177.6	17:14:52.382	1		17:17:52.012	17:16:31.131	44.062	36.819	177.0	17:17:52.012
2		1:47.163	30.264	<b>41.702</b>	35.197	255.3	17:16:39.545	2		1:55.153	35.051	43.685	36.417	253.5	17:19:47.165
3		1:47.727	30.402	41.801	35.524	257.7	17:18:27.272	3		1:50.210	30.820	42.997	36.393	252.9	17:21:37.375
4		<b>1:46.957</b>	<b>30.135</b>	41.712	<b>35.110</b>	257.7	17:20:14.229	4		1:49.559	30.720	42.683	36.156	252.9	17:23:26.934
5		1:59.955 P	30.420	43.397	46.138	257.7	17:22:14.184	5		1:48.961	30.721	42.323	<b>35.917</b>	254.1	17:25:15.895
6		7:51.456	6:24.702	47.595	39.159	159.5	17:30:05.640	6		1:49.394	30.507	42.644	36.243	254.1	17:27:05.289
7		1:56.727	32.150	45.423	39.154	252.9	17:32:02.367	7		1:49.215	30.479	42.606	36.130	253.5	17:28:54.504
8		2:01.096	33.141	48.640	39.315	252.9	17:34:03.463	8		1:48.950	30.553	42.341	36.056	254.1	17:30:43.454
9		1:55.781	32.304	44.915	38.562	252.9	17:35:59.244	9		1:48.853	30.445	42.236	36.172	254.7	17:32:32.307
10		1:55.533	31.688	44.967	38.878	254.1	17:37:54.777	10		<del>1:51.876</del>	30.762	43.587	37.527	254.1	17:34:24.183
11		2:04.628 P	31.856	44.962	47.810	255.3	17:39:59.405	11		1:48.725	30.594	42.101	36.030	254.7	17:36:12.908
12		4:29.001	3:04.275	46.256	38.470	161.9	17:44:28.406	12		1:54.226 P	30.617	42.391	41.218	254.1	17:38:07.134
13		1:55.453	31.659	45.627	38.167	255.3	17:46:23.859	13		3:47.874	2:25.158	45.531	37.185	177.9	17:41:55.008
14		1:54.263	31.869	44.219	38.175	254.1	17:48:18.122	14		1:50.102	30.703	43.022	36.377	254.1	17:43:45.110
15		1:54.149	31.998	44.321	37.830	254.1	17:50:12.271	15		1:49.181	30.551	42.217	36.413	255.3	17:45:34.291
16		1:54.218	31.673	44.504	38.041	255.3	17:52:06.489	16		1:49.486	30.580	42.524	36.382	254.7	17:47:23.777
17		1:54.046	31.533	44.420	38.093	255.3	17:54:00.535	17		1:52.317	32.388	43.445	36.484	254.7	17:49:16.094
18		2:20.803 P	33.726	50.018	57.059	255.3	17:56:21.338	18		1:48.995	30.555	42.521	35.919	254.7	17:51:05.089
								19		<b>1:48.626</b>	<b>30.423</b>	<b>42.058</b>	36.145	255.9	17:52:53.715
								20		2:22.165 P	36.509	51.679	53.977	216.4	17:55:15.880





**Circuit de Barcelona**  
**International GT Open**  
**Free Practice - 1**  
**Lap Analysis**



**25** Alexander Hrachowina Mercedes AMG GT3 EVO - 2021 **44** Andrew Gilbert McLaren 720 S GT3

AM							PROAM						Greystone GT		
Lap	D	Time	Sector 1	Sector 2	Sector 3	T. Spd	Elapsed	Lap	D	Time	Sector 1	Sector 2	Sector 3	T. Spd	Elapsed
1		17:16:52.488 P	17:15:25.438	44.189	42.861	175.6	17:16:52.488	1		17:14:25.079	17:13:03.644	43.836	37.599	161.4	17:14:25.079
2		3:07.454 P	1:44.212	42.252	40.990	178.2	17:19:59.942	2		2:00.116	31.041	42.845	46.230	252.3	17:16:25.195
3		5:44.532	4:23.141	46.140	35.251	176.7	17:25:44.474	3		1:52.382	31.497	43.111	37.774	251.1	17:18:17.577
4		<b>1:46.340</b>	29.949	41.264	35.127	254.1	17:27:30.814	4		1:50.721	31.238	42.786	36.697	252.9	17:20:08.298
5		1:46.699	30.232	41.293	35.174	254.1	17:29:17.513	5		1:49.481	30.808	42.330	36.343	253.5	17:21:57.779
6		<del>1:46.177</del>	<b>29.944</b>	<b>41.125</b>	<b>35.108</b>	253.5	17:31:03.690	6		1:49.945	31.160	42.434	36.351	255.9	17:23:47.724
7		1:53.546 P	30.082	41.474	41.990	254.1	17:32:57.236	7		2:22.718	30.905	1:14.620	37.193	256.5	17:26:10.442
8		7:12.748	5:52.869	43.230	36.649	180.3	17:40:09.984	8		1:51.037	30.976	43.183	36.878	255.3	17:28:01.479
9		<del>1:50.660</del>	30.684	42.557	37.409	254.1	17:42:00.634	9		1:51.307	31.218	42.990	37.099	254.1	17:29:52.786
10		1:53.581	31.689	44.959	36.933	253.5	17:43:54.215	10		1:58.875 P	30.968	43.237	44.670	255.3	17:31:51.661
11		1:50.979	30.840	42.932	37.207	255.3	17:45:45.194	11		3:30.368	2:11.300	42.737	36.331	166.1	17:35:22.029
12		1:50.240	30.741	42.947	36.552	253.5	17:47:35.434	12		<b>1:48.920</b>	30.637	<b>42.091</b>	<b>36.192</b>	255.9	17:37:10.949
13		1:49.799	30.763	42.731	36.305	253.5	17:49:25.233	13		1:50.163	<b>30.468</b>	42.633	37.062	257.7	17:39:01.112
14		1:49.986	30.720	42.496	36.770	254.1	17:51:15.219	14		1:49.479	30.726	42.306	36.447	255.9	17:40:50.591
15		1:50.464	30.685	43.105	36.674	254.7	17:53:05.683	15		2:22.260	30.564	1:14.526	37.170	257.1	17:43:12.851
16		2:14.719 P	30.615	48.983	55.121	254.1	17:55:20.402	16		1:50.582	30.668	43.033	36.881	255.9	17:45:03.433

**33** Florian Scholze Mercedes AMG GT3 EVO - 2021  
 PROAM Alain Valente Team GT

Lap	D	Time	Sector 1	Sector 2	Sector 3	T. Spd	Elapsed
1		17:17:41.515	17:16:22.090	43.065	36.360	179.4	17:17:41.515
2		1:48.177	30.629	41.984	35.564	250.5	17:19:29.692
3		1:47.198	30.330	41.539	35.329	251.7	17:21:16.890
4		1:47.203	30.142	41.708	35.353	252.9	17:23:04.093
5		1:47.291	30.330	41.525	35.436	254.1	17:24:51.384
6		1:47.420	29.921	41.790	35.709	254.1	17:26:38.804
7		1:46.804	30.100	41.430	35.274	254.7	17:28:25.608
8		1:47.144	30.130	41.496	35.518	254.1	17:30:12.752
9		1:50.232	31.006	42.565	36.661	255.3	17:32:02.984
10		1:55.831 P	31.994	42.346	41.491	252.3	17:33:58.815
11		2:44.201	1:26.738	42.085	35.378	180.9	17:36:43.016
12		<del>1:46.356</del>	30.117	40.965	35.274	253.5	17:38:29.372
13		<b>1:45.833</b>	29.870	<b>40.913</b>	<b>35.050</b>	254.1	17:40:15.205
14		<del>1:46.284</del>	<b>29.774</b>	41.096	35.411	256.5	17:42:01.486
15		1:49.022	30.410	41.978	36.634	257.1	17:43:50.508
16		1:46.660	29.844	41.338	35.478	254.7	17:45:37.168
17		1:47.251	30.231	41.462	35.558	255.3	17:47:24.419
18		1:47.839	30.368	41.674	35.797	256.5	17:49:12.258
19		1:47.895	30.441	41.866	35.588	255.3	17:51:00.153
20		1:47.937	30.094	41.872	35.971	255.9	17:52:48.090
21		1:57.228 P	30.176	41.739	45.313	254.7	17:54:45.318

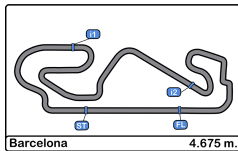
**54** Dexter Müller Mercedes AMG GT3 - 2020  
 PROAM Yannick Mettler SPS Automotive Performance

Lap	D	Time	Sector 1	Sector 2	Sector 3	T. Spd	Elapsed
1		17:35:38.741	17:34:18.322	43.470	36.949	177.9	17:35:38.741
2		1:52.107	32.038	43.256	36.813	251.1	17:37:30.848
3		1:50.128	31.193	<b>42.544</b>	36.391	252.9	17:39:20.976
4		1:51.094	31.420	43.286	36.388	254.1	17:41:12.070
5		1:50.252	30.787	43.003	36.462	255.3	17:43:02.322
6		1:50.542	31.191	43.001	36.350	255.3	17:44:52.864
7		1:50.507	30.768	43.147	36.592	254.7	17:46:43.371
8		1:50.148	31.284	42.646	36.218	253.5	17:48:33.519
9		<b>1:49.268</b>	<b>30.690</b>	42.583	<b>35.995</b>	254.7	17:50:22.787
10		1:50.025	30.888	42.872	36.265	255.3	17:52:12.812
11		2:03.209 P	32.607	45.024	45.578	250.0	17:54:16.021

**55** Laurent De Meeus Ferrari 488 GT3 Evo  
 PROAM Johnny Mowlem AF Corse

Lap	D	Time	Sector 1	Sector 2	Sector 3	T. Spd	Elapsed
1		17:33:34.762	17:32:02.363	53.578	38.821	169.2	17:33:34.762
2		1:53.383	31.760	44.084	37.539	251.7	17:35:28.145
3		1:52.181	31.397	43.765	37.019	252.9	17:37:20.326
4		1:51.247	31.035	43.286	36.926	254.7	17:39:11.573
5		1:56.499 P	31.126	43.698	41.675	255.9	17:41:08.072
6		3:49.212	2:25.600	45.468	38.144	180.3	17:44:57.284
7		1:50.706	31.134	43.071	36.501	256.5	17:46:47.990
8		1:50.550	<b>30.843</b>	43.052	36.655	257.1	17:48:38.540
9		<b>1:50.503</b>	31.302	<b>42.881</b>	<b>36.320</b>	255.3	17:50:29.043
10		1:50.581	30.870	43.204	36.507	257.1	17:52:19.624
11		1:58.517 P	31.901	44.132	42.484	257.1	17:54:18.141





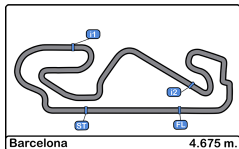
**Circuit de Barcelona**  
**International GT Open**  
**Free Practice - 1**  
**Lap Analysis**



72							93										
Nick Moss			McLaren 720 S GT3				Daniel Díaz-Varela			Mercedes AMG GT3							
PRO			Optimum Motorsport				AM			Baporo Motorsport							
Joe Osborne							Alex Villanueva										
Lap	D	Time	Sector 1	Sector 2	Sector 3	T. Spd	Elapsed	Lap	D	Time	Sector 1	Sector 2	Sector 3	T. Spd	Elapsed		
1		17:16:39.293	17:15:12.604	48.317	38.372	177.9	17:16:39.293	1		17:23:23.863 P	17:21:45.636	49.023	49.204	121.6	17:23:23.863		
2		<del>1:46.897</del>	30.367	41.578	<b>34.952</b>	255.3	17:18:26.190	2		4:52.351	3:28.746	45.222	38.383	134.1	17:28:16.214		
3		<b>1:46.889</b>	30.156	<b>41.427</b>	35.306	255.3	17:20:13.079	3		1:55.655	31.821	44.007	39.827	251.1	17:30:11.869		
4		2:08.206	33.215	53.628	41.363	255.9	17:22:21.285	4		1:54.163	31.848	44.729	37.586	252.9	17:32:06.032		
5		1:47.560	30.425	41.604	35.531	254.7	17:24:08.845	5		1:53.197	31.315	44.380	37.502	254.7	17:33:59.229		
6		1:57.667	<b>30.134</b>	48.703	38.830	256.5	17:26:06.512	6		1:52.466	31.199	43.812	37.455	254.1	17:35:51.695		
7		1:47.519	30.298	41.787	35.434	255.3	17:27:54.031	7		1:51.605	31.091	43.186	<b>37.328</b>	254.1	17:37:43.300		
8		1:53.103 P	30.378	42.058	40.667	256.5	17:29:47.134	8		1:52.686	31.177	43.635	37.874	254.1	17:39:35.986		
9		3:02.408	1:44.641	41.935	35.832	182.1	17:32:49.542	9		1:55.227	31.210	43.521	40.496	254.7	17:41:31.213		
10		<del>1:48.300</del>	30.272	42.078	35.950	255.9	17:34:37.842	10		1:57.022	35.542	43.708	37.772	191.1	17:43:28.235		
11		1:48.341	30.508	42.048	35.785	255.3	17:36:26.183	11		1:52.031	31.165	43.345	37.521	255.3	17:45:20.266		
12		1:48.083	30.426	41.905	35.752	255.3	17:38:14.266	12		1:52.898	31.090	43.757	38.051	255.3	17:47:13.164		
13		1:48.709	30.339	41.998	36.372	255.3	17:40:02.975	13		<b>1:51.368</b>	<b>31.088</b>	<b>42.878</b>	37.402	254.1	17:49:04.532		
14		1:49.018	30.422	42.605	35.991	255.9	17:41:51.993	14		1:52.775	31.955	43.308	37.512	253.5	17:50:57.307		
15		1:53.245 P	30.394	42.119	40.732	256.5	17:43:45.238	15		1:54.112	31.216	43.421	39.475	254.1	17:52:51.419		
16		4:13.305	2:38.604	54.205	40.496	155.3	17:47:58.543	16		2:27.583 P	38.218	54.760	54.605	186.8	17:55:19.002		
17		2:05.653	36.042	49.289	40.322	197.8	17:50:04.196	<b>133</b>							Murat Ruhi Cuhadaroglu		Ferrari 488 GT3 Evo
18		1:56.254	33.052	45.207	37.995	236.3	17:52:00.450	PROAM			David Fumanelli			Kessel Racing			
19		1:57.749	32.428	45.517	39.804	226.8	17:53:58.199										
20		2:20.058 P	31.833	52.975	55.250	254.1	17:56:18.257										

92							182										
Ralf Bohn			Porsche 911 GT3R				Willem Van der Vorm			Ferrari 488 GT3 Evo MY 2020							
PROAM			Herberth Motorsport				PROAM			Michele Rugolo							
Robert Renauer										AF Corse							
Lap	D	Time	Sector 1	Sector 2	Sector 3	T. Spd	Elapsed	Lap	D	Time	Sector 1	Sector 2	Sector 3	T. Spd	Elapsed		
1		17:14:08.810	17:12:49.746	42.567	36.497	176.7	17:14:08.810	1		17:25:01.729	17:23:38.468	43.517	39.744	173.9	17:25:01.729		
2		1:46.887	30.184	41.398	<b>35.305</b>	254.7	17:15:55.697	2		2:10.682	40.373	48.537	41.772	154.5	17:27:12.411		
3		<b>1:46.856</b>	<b>29.852</b>	<b>41.333</b>	35.671	256.5	17:17:42.553	3		1:51.951	31.295	42.936	37.720	251.7	17:29:04.362		
4		1:48.659	30.138	41.799	36.722	257.7	17:19:31.212	4		1:50.837	30.848	42.740	37.249	253.5	17:30:55.199		
5		1:54.731	32.486	45.223	37.022	257.7	17:21:25.943	5		1:57.089 P	30.776	42.496	43.817	254.7	17:32:52.288		
6		1:47.860	30.094	41.706	36.060	255.3	17:23:13.803	6		4:08.292	2:44.012	45.985	38.295	178.5	17:37:00.580		
7		1:57.899 P	30.151	41.568	46.180	256.5	17:25:11.702	7		1:49.074	30.602	<b>42.084</b>	<b>36.388</b>	255.3	17:38:49.654		
8		3:23.428	2:03.114	43.414	36.900	183.3	17:28:35.130	8		1:49.577	30.391	42.205	36.981	256.5	17:40:39.231		
9		1:47.111	30.016	41.694	35.401	256.5	17:30:22.241	9		<b>1:48.915</b>	<b>30.335</b>	42.124	36.456	256.5	17:42:28.146		
10		1:47.310	30.144	41.393	35.773	254.7	17:32:09.551	10		1:49.854	30.383	42.260	37.211	255.9	17:44:18.000		
11		1:48.211	30.107	41.999	36.105	257.1	17:33:57.762	11		2:01.541 P	31.836	44.911	44.794	255.3	17:46:19.541		
12		1:47.582	30.110	41.827	35.645	255.3	17:35:45.344	12		3:15.193	1:50.088	45.948	39.157	81.8	17:49:34.734		
13		1:52.976 P	30.573	42.178	40.225	256.5	17:37:38.320	13		1:50.116	30.931	42.567	36.618	253.5	17:51:24.850		
14		3:10.922	1:51.972	42.801	36.149	181.2	17:40:49.242	14		1:49.213	30.396	42.259	36.558	255.9	17:53:14.063		
15		1:47.493	30.232	41.718	35.543	258.9	17:42:36.735	15		2:15.039 P	30.762	51.965	52.312	255.3	17:55:29.102		
16		1:48.110	30.163	42.192	35.755	258.3	17:44:24.845										
17		1:48.216	30.202	41.812	36.202	256.5	17:46:13.061										
18		1:48.251	30.279	41.899	36.073	255.3	17:48:01.312										
19		1:48.323	30.432	41.697	36.194	258.3	17:49:49.635										
20		1:48.743	31.002	41.867	35.874	255.9	17:51:38.378										
21		1:48.120	30.131	41.624	36.365	260.8	17:53:26.498										
22		2:30.991 P	30.176	1:03.513	57.302	254.1	17:55:57.489										





**Circuit de Barcelona**  
**International GT Open**  
**Free Practice - 1**  
**Lap Analysis**



**777**

Marcin Jedlinski

Audi R8 GT3 Evo 2

PROAM

Karol Basz

Olimp Racing

Lap	D	Time	Sector 1	Sector 2	Sector 3	T. Spd	Elapsed
1		17:19:19.047	17:17:59.456	43.537	36.054	163.8	17:19:19.047
2		1:49.802	30.323	43.729	35.750	257.1	17:21:08.849
3		1:48.019	30.391	41.799	35.829	258.3	17:22:56.868
4		1:48.004	30.209	42.080	35.715	258.9	17:24:44.872
5		<b>1:47.829</b>	30.151	42.181	35.497	260.2	17:26:32.701
6		1:48.143	30.336	41.894	35.913	260.8	17:28:20.844
7		1:54.952 P	30.057	42.184	42.711	260.2	17:30:15.796
8		4:43.530	3:26.180	41.888	35.462	176.1	17:34:59.326
9		<del>1:47.087</del>	29.955	<b>41.686</b>	<b>35.446</b>	259.6	17:36:46.413
10		1:51.673	30.365	45.246	36.062	259.6	17:38:38.086
11		1:51.354	31.370	43.700	36.284	258.9	17:40:29.440
12		<del>1:47.404</del>	<b>29.938</b>	41.785	35.681	259.6	17:42:16.844
13		1:53.711	31.617	43.957	38.137	258.9	17:44:10.555
14		1:56.270 P	30.334	42.277	43.659	258.9	17:46:06.825

**786**

Kiki Sak Nana

Mercedes AMG GT3 - 2022

AM\*

Axel Blom

GetSpeed Performance

Lap	D	Time	Sector 1	Sector 2	Sector 3	T. Spd	Elapsed
1		17:15:19.469	17:13:59.442	42.989	37.038	179.1	17:15:19.469
2		1:49.867	<b>30.403</b>	42.762	36.702	251.7	17:17:09.336
3		1:49.459	30.416	42.365	36.678	253.5	17:18:58.795
4		1:49.580	30.669	42.440	<b>36.471</b>	253.5	17:20:48.375
5		<b>1:49.370</b>	30.517	<b>42.268</b>	36.585	252.9	17:22:37.745
6		1:49.932	30.673	42.512	36.747	254.1	17:24:27.677
7		1:50.334	30.582	42.924	36.828	253.5	17:26:18.011
8		1:50.186	30.563	42.637	36.986	253.5	17:28:08.197
9		1:57.603 P	30.932	43.742	42.929	253.5	17:30:05.800
10		4:05.312	2:44.928	43.072	37.312	179.7	17:34:11.112
11		1:50.943	30.538	43.243	37.162	252.9	17:36:02.055
12		1:50.954	30.927	42.963	37.064	253.5	17:37:53.009
13		1:50.581	30.673	42.788	37.120	253.5	17:39:43.590
14		1:50.951	30.566	42.696	37.689	254.1	17:41:34.541
15		1:51.605	31.311	43.240	37.054	255.3	17:43:26.146
16		1:51.155	30.966	43.053	37.136	254.1	17:45:17.301
17		1:51.246	30.701	42.950	37.595	252.9	17:47:08.547
18		1:51.410	30.893	42.957	37.560	252.9	17:48:59.957
19		1:50.687	30.700	42.626	37.361	252.9	17:50:50.644
20		1:56.988 P	30.960	42.959	43.069	254.1	17:52:47.632

**007**

Pascal Bachmann

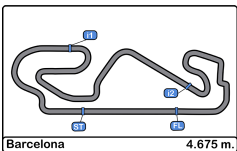
Aston Martin GT3 AMR MY2019

AM

Street Art Racing

Lap	D	Time	Sector 1	Sector 2	Sector 3	T. Spd	Elapsed
1		17:48:02.995	17:46:38.573	44.864	39.558	175.3	17:48:02.995
2		1:52.215	31.636	<b>43.295</b>	37.284	252.9	17:49:55.210
3		1:51.950	<b>31.426</b>	43.497	37.027	254.1	17:51:47.160
4		<b>1:51.662</b>	31.475	43.348	<b>36.839</b>	254.1	17:53:38.822
5		2:03.540 P	33.650	45.653	44.237	248.8	17:55:42.362





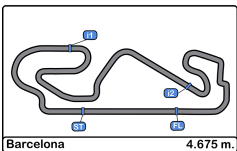
**Circuito de Barcelona**  
**International GT Open**  
**Free Practice - 1**  
**Best Sectors Results**



Sector - 1				Sector - 2				Sector - 3				Ideal Lap vs Best Lap				
Clas	Nº	Driver	Time	Nº	Driver	Time	Nº	Driver	Time	Clas	Nº	Driver	Ideal Lap	Best Lap	Clas	
1	33	Scholze - Valente	29.774	33	Scholze - Valente	40.913	72	Moss - Osborne	34.952	1	33	Scholze - Valente	1:45.737	1:45.833	1	
2	92	Bohn - Renauer	29.852	25	Hrachowina - Konrad	41.125	33	Scholze - Valente	35.050	2	25	Hrachowina - Konrad	1:46.177	1:46.340	2	
3	777	Jedlinski - Basz	29.938	92	Bohn - Renauer	41.333	25	Hrachowina - Konrad	35.108	3	92	Bohn - Renauer	1:46.490	1:46.856	3	
4	25	Hrachowina - Konrad	29.944	72	Moss - Osborne	41.427	5	Jedlinski - Korzeniowski	35.110	4	72	Moss - Osborne	1:46.513	1:46.889	4	
5	72	Moss - Osborne	30.134	8	Giuseppe Cipriani	41.657	92	Bohn - Renauer	35.305	5	5	Jedlinski - Korzeniowski	1:46.947	1:46.957	5	
6	5	Jedlinski - Korzeniowski	30.135	777	Jedlinski - Basz	41.686	8	Giuseppe Cipriani	35.416	6	777	Jedlinski - Basz	1:47.070	1:47.829	7	
7	8	Giuseppe Cipriani	30.140	5	Jedlinski - Korzeniowski	41.702	777	Jedlinski - Basz	35.446	7	8	Giuseppe Cipriani	1:47.213	1:47.217	6	
8	3	Steiner - Hofer	30.179	15	Sager - Mardini	42.058	15	Sager - Mardini	35.917	8	15	Sager - Mardini	1:48.398	1:48.626	8	
9	182	Van der Vorm - Rugolo	30.335	182	Van der Vorm - Rugolo	42.084	3	Steiner - Hofer	35.968	9	3	Steiner - Hofer	1:48.418	1:48.879	9	
10	786	Kiki - Blom	30.403	44	Gilbert - Rueda	42.091	54	Müller - Mettler	35.995	10	44	Gilbert - Rueda	1:48.751	1:48.920	11	
11	15	Sager - Mardini	30.423	133	Cuhadaroglu - Fumanelli	42.131	44	Gilbert - Rueda	36.192	11	182	Van der Vorm - Rugolo	1:48.807	1:48.915	10	
12	44	Gilbert - Rueda	30.468	786	Kiki - Blom	42.268	133	Cuhadaroglu - Fumanelli	36.232	12	133	Cuhadaroglu - Fumanelli	1:48.937	1:49.141	12	
13	133	Cuhadaroglu - Fumanelli	30.574	3	Steiner - Hofer	42.271	55	De Meeus - Mowlem	36.320	13	786	Kiki - Blom	1:49.142	1:49.370	14	
14	54	Müller - Mettler	30.690	54	Müller - Mettler	42.544	182	Van der Vorm - Rugolo	36.388	14	54	Müller - Mettler	1:49.229	1:49.268	13	
15	55	De Meeus - Mowlem	30.843	93	Díaz-Varela - Villanueva	42.878	786	Kiki - Blom	36.471	15	55	De Meeus - Mowlem	1:50.044	1:50.503	15	
16	93	Díaz-Varela - Villanueva	31.088	55	De Meeus - Mowlem	42.881	007	Pascal Bachmann	36.839	16	93	Díaz-Varela - Villanueva	1:51.294	1:51.368	16	
17	007	Pascal Bachmann	31.426	007	Pascal Bachmann	43.295	93	Díaz-Varela - Villanueva	37.328	17	007	Pascal Bachmann	1:51.560	1:51.662	17	





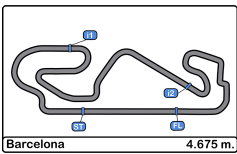


**Circuito de Barcelona**  
**International GT Open**  
**Free Practice - 1**  
**Best 5 Lap Times**



Cl	N°	Entrant/Team	Nat	Driver 1	Nat	Driver 2	Nat	Vehicle	Cat	Cl	Best 1		Best 2		Best 3		Best 4		Best 5	
											Time	Lap	Time	Lap	Time	Lap	Time	Lap	Time	Lap
1	33	Team GT	DEU	Florian Scholze	DEU	Alain Valente	CHE	Mercedes AMG GT3 EVO - 2021	PROAM	1	1:45.833	13	1:46.660	16	1:46.804	7	1:47.144	8	1:47.198	3
2	25	Mann Filter Team Landgraf	DEU	Alexander Hrachowina	AUT	Martin Konrad	AUT	Mercedes AMG GT3 EVO - 2021	AM	1	1:46.340	4	1:46.699	5	1:49.799	13	1:49.986	14	1:50.240	12
3	92	Herberth Motorsport	DEU	Ralf Bohn	DEU	Robert Renauer	DEU	Porsche 911 GT3R	PROAM	2	1:46.856	3	1:46.887	2	1:47.111	9	1:47.310	10	1:47.493	15
4	72	Optimum Motorsport	GBR	Nick Moss	GBR	Joe Osborne	GBR	McLaren 720 S GT3	PRO	1	1:46.889	3	1:47.519	7	1:47.560	5	1:48.083	12	1:48.341	11
5	5	Olimp Racing	POL	Stanislaw Jedlinski	POL	Krystian Korzeniowski	POL	Ferrari 488 GT3 MY 2021	AM	2	1:46.957	4	1:47.163	2	1:47.727	3	1:54.046	17	1:54.149	15
6	8	Il Barone Rampante	ITA	Giuseppe Cipriani	ITA			Lamborghini Huracan GT3 EVO	AM	3	1:47.217	11	1:47.317	15	1:47.541	14	1:48.046	6	1:48.488	5
7	777	Olimp Racing	POL	Marcin Jedlinski	POL	Karol Basz	POL	Audi R8 GT3 Evo 2	PROAM	3	1:47.829	5	1:48.004	4	1:48.019	3	1:48.143	6	1:49.802	2
8	15	Dinamic Motorsport	ITA	Philipp Sager	AUT	Bashar Mardini	CAN	Porsche 991 GT3 R 2019	AM	4	1:48.626	19	1:48.725	11	1:48.853	9	1:48.950	8	1:48.961	5
9	3	Aust Motorsport	DEU	Dino Steiner	DEU	Max Hofer	DEU	Audi R8 LMS GT3 evo II	PROAM	4	1:48.879	5	1:48.930	4	1:49.520	13	1:49.589	6	1:49.700	3
10	182	AF Corse	ITA	Willem Van der Vorm	NLD	Michele Rugolo	ITA	Ferrari 488 GT3 Evo MY 2020	PROAM	5	1:48.915	9	1:49.074	7	1:49.213	14	1:49.577	8	1:49.854	10
11	44	Greystone GT	GBR	Andrew Gilbert	GBR	Fran Rueda	ESP	McLaren 720 S GT3	PROAM	6	1:48.920	12	1:49.479	14	1:49.481	5	1:49.945	6	1:50.163	13
12	133	Kessel Racing	CHE	Murat Ruhi Cuhadaroglu	TUR	David Fumanelli	ITA	Ferrari 488 GT3 Evo	PROAM	7	1:49.141	12	1:49.216	13	1:49.655	11	1:49.772	9	1:49.881	10
13	54	SPS Automotive Performance	DEU	Dexter Müller	CHE	Yannick Mettler	CHE	Mercedes AMG GT3 - 2020	PROAM	8	1:49.268	9	1:50.025	10	1:50.128	3	1:50.148	8	1:50.252	5
14	786	GetSpeed Performance	DEU	Kiki Sak Nana	THA	Axel Blom	FIN	Mercedes AMG GT3 - 2022	AM*	5	1:49.370	5	1:49.459	3	1:49.580	4	1:49.867	2	1:49.932	6
15	55	AF Corse	ITA	Laurent De Meeus	BEL	Johnny Mowlem	GBR	Ferrari 488 GT3 Evo	PROAM	9	1:50.503	9	1:50.550	8	1:50.581	10	1:50.706	7	1:51.247	4
16	93	Baporo Motorsport	ESP	Daniel Díaz-Varela	ESP	Alex Villanueva	ESP	Mercedes AMG GT3	AM	6	1:51.368	13	1:51.605	7	1:52.031	11	1:52.466	6	1:52.686	8
17	007	Street Art Racing	CHE	Pascal Bachmann	CHE			Aston Martin GT3 AMR MY2019	AM	7	1:51.662	4	1:51.950	3	1:52.215	2	2:03.540	5		





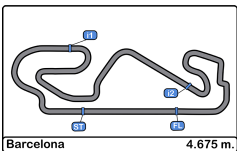
**Circuito de Barcelona**  
**International GT Open**  
**Free Practice - 1**  
**Best 5 Top Speeds**



**Top 1      Top 2      Top 3      Top 4      Top 5**

Cl	N°	Entrant/Team	Nat	Driver 1	Nat	Driver 2	Nat	Vehicle	Cat	Cl	Top 1		Top 2		Top 3		Top 4		Top 5		Avg
											Km/h	Lap	Km/h	Lap	Km/h	Lap	Km/h	Lap	Km/h	Lap	
1	92	Herberth Motorsport	DEU	Ralf Bohn	DEU	Robert Renauer	DEU	Porsche 911 GT3R	PROAM	1	260.8	21	258.9	15	258.3	16	258.3	19	257.7	4	258.8
2	777	Olimp Racing	POL	Marcin Jedlinski	POL	Karol Basz	POL	Audi R8 GT3 Evo 2	PROAM	2	260.8	6	260.2	5	260.2	7	259.6	9	259.6	10	260.1
3	5	Olimp Racing	POL	Stanislaw Jedlinski	POL	Krystian Korzeniowski	POL	Ferrari 488 GT3 MY 2021	AM	1	257.7	3	257.7	4	257.7	5	255.3	2	255.3	11	256.7
4	44	Greystone GT	GBR	Andrew Gilbert	GBR	Fran Rueda	ESP	McLaren 720 S GT3	PROAM	3	257.7	13	257.1	15	256.5	7	255.9	6	255.9	12	256.6
5	33	Team GT	DEU	Florian Scholze	DEU	Alain Valente	CHE	Mercedes AMG GT3 EVO - 2021	PROAM	4	257.1	15	256.5	14	256.5	18	255.9	20	255.3	9	256.2
6	55	AF Corse	ITA	Laurent De Meeus	BEL	Johnny Mowlem	GBR	Ferrari 488 GT3 Evo	PROAM	5	257.1	8	257.1	10	257.1	11	256.5	7	255.9	5	256.7
7	133	Kessel Racing	CHE	Murat Ruhi Cuhadaroglu	TUR	David Fumanelli	ITA	Ferrari 488 GT3 Evo	PROAM	6	257.1	12	257.1	13	257.1	14	256.5	6	255.9	5	256.7
8	72	Optimum Motorsport	GBR	Nick Moss	GBR	Joe Osborne	GBR	McLaren 720 S GT3	PRO	1	256.5	6	256.5	8	256.5	15	255.9	4	255.9	10	256.2
9	182	AF Corse	ITA	Willem Van der Vorm	NLD	Michele Rugolo	ITA	Ferrari 488 GT3 Evo MY 2020	PROAM	7	256.5	8	256.5	9	255.9	10	255.9	14	255.3	7	256.0
10	15	Dinamic Motorsport	ITA	Philipp Sager	AUT	Bashar Mardini	CAN	Porsche 991 GT3 R 2019	AM	2	255.9	19	255.3	15	254.7	9	254.7	11	254.7	16	255.0
11	3	Aust Motorsport	DEU	Dino Steiner	DEU	Max Hofer	AUT	Audi R8 LMS GT3 evo II	PROAM	8	255.3	8	254.7	13	254.7	15	254.7	17	254.1	7	254.7
12	25	Mann Filter Team Landgraf	DEU	Alexander Hrachowina	AUT	Martin Konrad	AUT	Mercedes AMG GT3 EVO - 2021	AM	3	255.3	11	254.7	15	254.1	4	254.1	5	254.1	7	254.4
13	54	SPS Automotive Performance	DEU	Dexter Müller	CHE	Yannick Mettler	CHE	Mercedes AMG GT3 - 2020	PROAM	9	255.3	5	255.3	6	255.3	10	254.7	7	254.7	9	255.0
14	93	Baporo Motorsport	ESP	Daniel Díaz-Varela	ESP	Alex Villanueva	ESP	Mercedes AMG GT3	AM	4	255.3	11	255.3	12	254.7	5	254.7	9	254.1	6	254.8
15	786	GetSpeed Performance	DEU	Kiki Sak Nana	THA	Axel Blom	FIN	Mercedes AMG GT3 - 2022	AM*	5	255.3	15	254.1	6	254.1	14	254.1	16	254.1	20	254.3
16	8	Il Barone Rampante	ITA	Giuseppe Cipriani	ITA		ITA	Lamborghini Huracan GT3 EVO	AM	6	254.7	12	254.1	7	253.5	5	253.5	13	253.5	14	253.8
17	007	Street Art Racing	BEL	Pascal Bachmann	CHE		CHE	Aston Martin GT3 AMR MY2019	AM	7	254.1	3	254.1	4	252.9	2	248.8	5	175.3	1	237.0



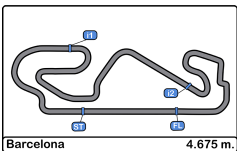


Circuito de Barcelona  
 International GT Open  
 Free Practice - 1  
 Fastest Laps Sequence



Lap	Time of Day	Session Time	Nº	Entrant/Team	Nat	Driver 1	Nat	Driver 2	Nat	Vehicle	Cat	Time	Km/h
2	17:15:55.697	3:55.697	92	Herberth Motorsport		Ralf Bohn		Robert Renauer		Porsche 911 GT3R	PROAM	1:46.887	157.4
3	17:17:42.553	5:42.553	92	Herberth Motorsport		Ralf Bohn		Robert Renauer		Porsche 911 GT3R	PROAM	1:46.856	157.5
4	17:27:30.814	15:30.814	25	Mann Filter Team Landgraf		Alexander Hrachowina		Martin Konrad		Mercedes AMG GT3 EVO - 2021	AM	1:46.340	158.2
13	17:40:15.205	28:15.205	33	Team GT		Florian Scholze		Alain Valente		Mercedes AMG GT3 EVO - 2021	PROAM	1:45.833	159.0





Circuito de Barcelona

International GT Open

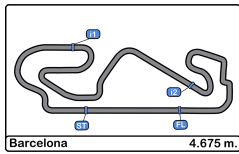
Free Practice - 1

Event Best Maximum Speed



Nº	Entrant/Team	Nat	Driver 1	Nat	Driver 2	Nat	Vehicle	Cat	Km/h	Session
777	Olimp Racing	POL	Marcin Jedlinski	POL	Karol Basz	POL	Audi R8 GT3 Evo 2	PROAM	262.1	Private test - 2
55	AF Corse	ITA	Laurent De Meeus	BEL	Johnny Mowlem	GBR	Ferrari 488 GT3 Evo	PROAM	260.8	Private test - 1
92	Herberth Motorsport	DEU	Ralf Bohn	DEU	Robert Renauer	DEU	Porsche 911 GT3R	PROAM	260.8	Free Practice - 1
133	Kessel Racing	CHE	Murat Ruhi Cuhadaroglu	TUR	David Fumanelli	ITA	Ferrari 488 GT3 Evo	PROAM	259.6	Private test - 1
54	SPS Automotive Performance	DEU	Dexter Müller	CHE	Yannick Mettler	CHE	Mercedes AMG GT3 - 2020	PROAM	259.6	Private test - 1
5	Olimp Racing	POL	Stanislaw Jedlinski	POL	Krystian Korzeniowski	POL	Ferrari 488 GT3 MY 2021	AM	259.6	Private test - 2
24	Dinamic Motorsport	ITA	Klaus Bachler	AUT	Riccardo Cazzaniga	ITA	Porsche 991 GT3 R 2019	PRO	258.9	Private test - 1
44	Greystone GT	GBR	Andrew Gilbert	GBR	Fran Rueda	ESP	McLaren 720 S GT3	PROAM	258.9	Private test - 2
99	Nova Race Events	ITA	Francesco Guerra	ITA	Jorge Cabezas	ESP	Honda NSX GT3	PRO	258.3	Private test - 1
77	GetSpeed Performance	DEU	Al Faisal Al Zubair	OMN	Fabian Schiller	DEU	Mercedes AMG GT3 - 2022	PRO	258.3	Private test - 2
182	AF Corse	ITA	Willem Van der Vorm	NLD	Michele Rugolo	ITA	Ferrari 488 GT3 Evo MY 2020	PROAM	257.7	Private test - 2
72	Optimum Motorsport	GBR	Nick Moss	GBR	Joe Osborne	GBR	McLaren 720 S GT3	PRO	257.7	Private test - 2
33	Team GT	DEU	Florian Scholze	CHE	Alain Valente	CHE	Mercedes AMG GT3 EVO - 2021	PROAM	257.1	Private test - 1
786	GetSpeed Performance	DEU	Kiki Sak Nana	FIN	Axel Blom	FIN	Mercedes AMG GT3 - 2022	AM*	257.1	Private test - 2
3	Aust Motorsport	DEU	Dino Steiner	AUT	Max Hofer	AUT	Audi R8 LMS GT3 evo II	PROAM	256.5	Private test - 1
4	Optimum Motorsport	GBR	Michaël Benyahia	MAR	Finlay Hutchison	GBR	McLaren 720 S GT3	PRO	256.5	Private test - 1
911	GetSpeed Performance	DEU	Sébastien Baud	FRA	Steve Jans	LUX	Mercedes AMG GT3 - 2022	PRO	255.9	Private test - 1
15	Dinamic Motorsport	ITA	Philipp Sager	AUT	Bashar Mardini	CAN	Porsche 991 GT3 R 2019	AM	255.9	Private test - 2
11	Kessel Racing	CHE	Stephen Earle	USA	Erwin Zanotti	ITA	Ferrari 488 GT3 Evo	AM	255.3	Private test - 2
18	Theeba Motorsport	SAU	Reema Juffali	SAU	Adam Christodoulou	GBR	Mercedes AMG GT3 - 2022	PROAM*	255.3	Private test - 2
93	Baporo Motorsport	ESP	Daniel Díaz-Varela	ESP	Alex Villanueva	ESP	Mercedes AMG GT3	AM	255.3	Free Practice - 1
25	Mann Filter Team Landgraf	DEU	Alexander Hrachowina	AUT	Martin Konrad	AUT	Mercedes AMG GT3 EVO - 2021	AM	255.3	Free Practice - 1
19	Oregon Team	ITA	Kevin Gilardoni	CHE	Glenn Van Berlo	NLD	Lamborghini Huracan GT3 EVO MY2022	PRO	254.7	Private test - 1
63	Oregon Team	ITA	Benjamin Hites	CHL	Leonardo Pulcini	ITA	Lamborghini Huracan GT3 EVO MY2022	PRO	254.7	Private test - 1
8	Il Barone Rampante	ITA	Giuseppe Cipriani	ITA		ITA	Lamborghini Huracan GT3 EVO	AM	254.7	Free Practice - 1
007	Street Art Racing	BEL	Pascal Bachmann	CHE		CHE	Aston Martin GT3 AMR MY2019	AM	254.1	Free Practice - 1





**Circuit de Barcelona**  
**International GT Open**  
**Free Practice - 1**  
**Pit Stop Analysis**



**3** Dino Steiner Audi R8 LMS GT3 evo II  
 PROAM Max Hofer Aust Motorsport

Nº	In Day Time	In Time	Out Time	Pit Time	T. Pit Time	Handicap	Diff.
1	17:33:44.941	17:33:44.941	17:35:10.758	1:25.817	1:25.817		

**5** Stanislaw Jedlinski Ferrari 488 GT3 MY 2021  
 AM Krystian Korzeniowski Olimp Racing

Nº	In Day Time	In Time	Out Time	Pit Time	T. Pit Time	Handicap	Diff.
1	17:22:11.772	17:22:11.772	17:27:58.175	5:46.403	5:46.403		
2	17:39:56.998	17:39:56.998	17:42:29.647	2:32.649	8:19.052		

**8** Giuseppe Cipriani Lamborghini Huracan GT3 EVO  
 AM II Barone Rampante

Nº	In Day Time	In Time	Out Time	Pit Time	T. Pit Time	Handicap	Diff.
1	17:26:43.954	17:26:43.954	17:28:40.769	1:56.815	1:56.815		

**15** Philipp Sager Porsche 991 GT3 R 2019  
 AM Bashar Mardini Dinamic Motorsport

Nº	In Day Time	In Time	Out Time	Pit Time	T. Pit Time	Handicap	Diff.
1	17:38:04.602	17:38:04.602	17:39:59.816	1:55.214	1:55.214		

**25** Alexander Hrachowina Mercedes AMG GT3 EVO - 2021  
 AM Martin Konrad Mann Filter Team Landgraf

Nº	In Day Time	In Time	Out Time	Pit Time	T. Pit Time	Handicap	Diff.
1	17:16:49.686	17:16:49.686	17:18:05.178	1:15.492	1:15.492		
2	17:19:57.431	17:19:57.431	17:23:52.664	3:55.233	5:10.725		
3	17:32:54.701	17:32:54.701	17:38:18.770	5:24.069	10:34.794		

**33** Florian Scholze Mercedes AMG GT3 EVO - 2021  
 PROAM Alain Valente Team GT

Nº	In Day Time	In Time	Out Time	Pit Time	T. Pit Time	Handicap	Diff.
1	17:33:56.143	17:33:56.143	17:34:55.411	59.268	59.268		

**44** Andrew Gilbert McLaren 720 S GT3  
 PROAM Fran Rueda Greystone GT

Nº	In Day Time	In Time	Out Time	Pit Time	T. Pit Time	Handicap	Diff.
1	17:31:49.053	17:31:49.053	17:33:28.926	1:39.873	1:39.873		

**55** Laurent De Meeus Ferrari 488 GT3 Evo  
 PROAM Johnny Mowlem AF Corse

Nº	In Day Time	In Time	Out Time	Pit Time	T. Pit Time	Handicap	Diff.
1	17:41:05.379	17:41:05.379	17:42:58.933	1:53.554	1:53.554		

**72** Nick Moss McLaren 720 S GT3  
 PRO Joe Osborne Optimum Motorsport

Nº	In Day Time	In Time	Out Time	Pit Time	T. Pit Time	Handicap	Diff.
1	17:29:44.720	17:29:44.720	17:31:01.851	1:17.131	1:17.131		
2	17:43:42.810	17:43:42.810	17:45:47.942	2:05.132	3:22.263		

**92** Ralf Bohn Porsche 911 GT3R  
 PROAM Robert Renauer Herberth Motorsport

Nº	In Day Time	In Time	Out Time	Pit Time	T. Pit Time	Handicap	Diff.
1	17:25:09.300	17:25:09.300	17:26:44.580	1:35.280	1:35.280		
2	17:37:35.916	17:37:35.916	17:38:59.090	1:23.174	2:58.454		

**93** Daniel Díaz-Varela Mercedes AMG GT3  
 AM Alex Villanueva Baporo Motorsport

Nº	In Day Time	In Time	Out Time	Pit Time	T. Pit Time	Handicap	Diff.
1	17:23:21.110	17:23:21.110	17:26:16.347	2:55.237	2:55.237		

**133** Murat Ruhi Cuhadaroglu Ferrari 488 GT3 Evo  
 PROAM David Fumanelli Kessel Racing

Nº	In Day Time	In Time	Out Time	Pit Time	T. Pit Time	Handicap	Diff.
1	17:29:34.949	17:29:34.949	17:33:06.632	3:31.683	3:31.683		

**182** Willem Van der Vorm Ferrari 488 GT3 Evo MY 2020  
 PROAM Michele Rugolo AF Corse

Nº	In Day Time	In Time	Out Time	Pit Time	T. Pit Time	Handicap	Diff.
1	17:32:49.327	17:32:49.327	17:35:02.399	2:13.072	2:13.072		
2	17:46:16.691	17:46:16.691	17:47:35.843	1:19.152	3:32.224		

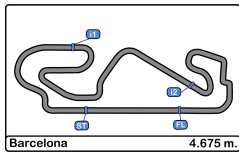
**777** Marcin Jedlinski Audi R8 GT3 Evo 2  
 PROAM Karol Basz Olimp Racing

Nº	In Day Time	In Time	Out Time	Pit Time	T. Pit Time	Handicap	Diff.
1	17:30:12.885	17:30:12.885	17:33:08.590	2:55.705	2:55.705		

**786** Kiki Sak Nana Mercedes AMG GT3 - 2022  
 AM\* Axel Blom GetSpeed Performance

Nº	In Day Time	In Time	Out Time	Pit Time	T. Pit Time	Handicap	Diff.
1	17:30:03.269	17:30:03.269	17:32:20.298	2:17.029	2:17.029		

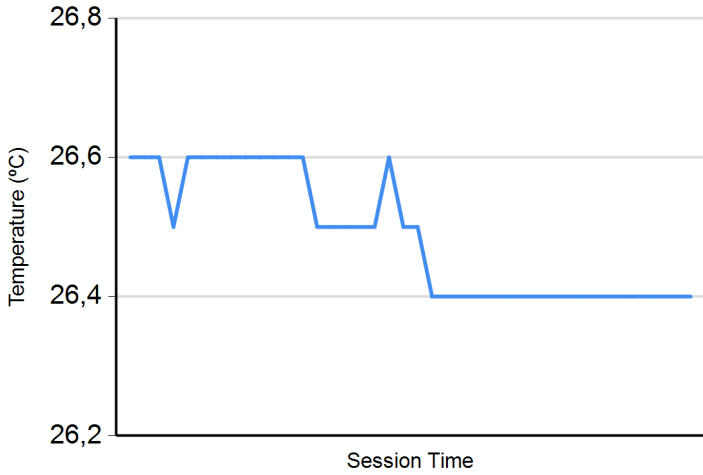




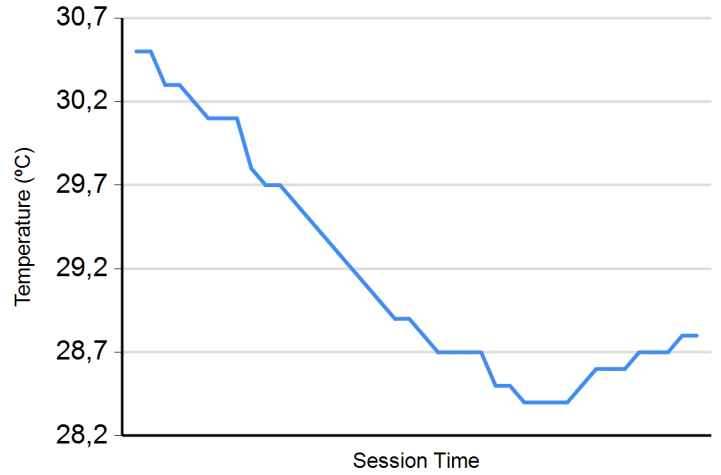
**Circuit de Barcelona**  
**International GT Open**  
**Free Practice - 1**  
**Weather Report**



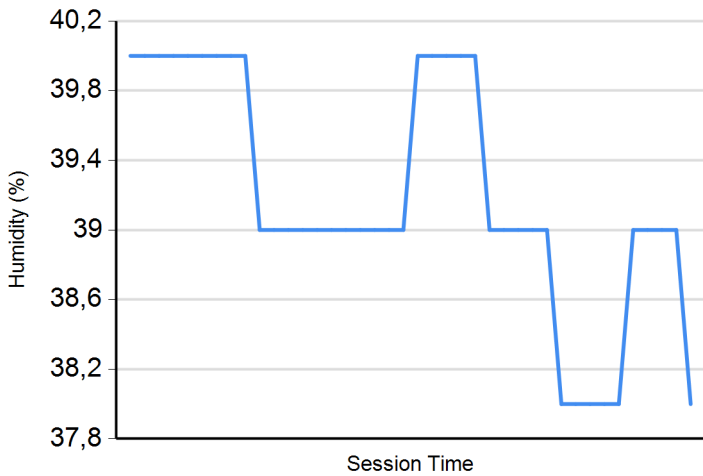
**Air Temperature**



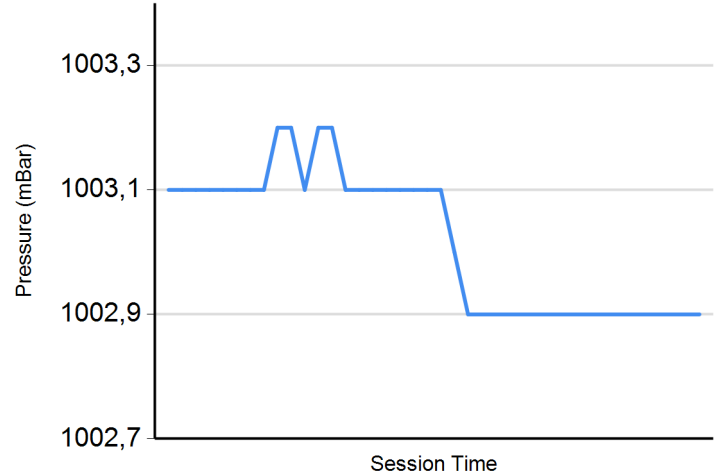
**Track Temperature**



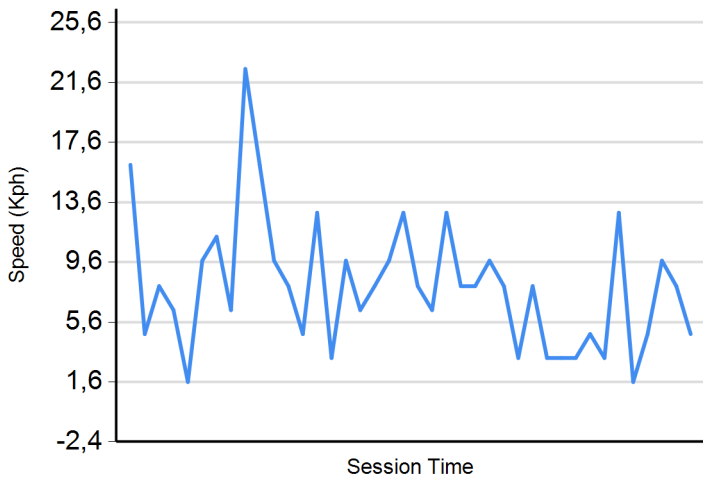
**Humidity**



**Pressure**



**Wind Speed**



**Wind direction**

North = 0°/360° Est = 90° South = 180° West = 270°

