

Circuito de Barcelona
International GT Open
Free Practice - 2
Provisional Results



Cls	Nº	Entrant/Team	Nat	Driver 1	Nat	Driver 2	Nat	Vehicle	Cat	Cls	Laps	Best	Time	Gap	Interval	Km/h
1	133	Kessel Racing	CHE	Murat Ruhi Cuhadaroglu	TUR	David Fumanelli	ITA	Ferrari 488 GT3 Evo	PROAM	1	27	25	1:44.784			160.6
2	63	Oregon Team	ITA	Benjamin Hites	CHL	Leonardo Pulcini	ITA	Lamborghini Huracan GT3 EVO MY2022	PRO	1	27	10	1:44.959	0.175	0.175	160.3
3	77	GetSpeed Performance	DEU	Al Faisal Al Zubair	OMN	Fabian Schiller	DEU	Mercedes AMG GT3 - 2022	PRO	2	24	4	1:45.007	0.223	0.048	160.2
4	24	Dinamic Motorsport	ITA	Klaus Bachler	AUT	Riccardo Cazzaniga	ITA	Porsche 991 GT3 R 2019	PRO	3	24	22	1:45.237	0.453	0.230	159.9
5	5	Olimp Racing	POL	Stanislaw Jedlinski	POL	Krystian Korzeniowski	POL	Ferrari 488 GT3 MY 2021	AM	1	23	10	1:45.425	0.641	0.188	159.6
6	911	GetSpeed Performance	DEU	Sébastien Baud	FRA	Steve Jans	LUX	Mercedes AMG GT3 - 2022	PRO	4	26	7	1:45.563	0.779	0.138	159.4
7	54	SPS Automotive Performance	DEU	Dexter Müller	CHE	Yannick Mettler	CHE	Mercedes AMG GT3 - 2020	PROAM	2	25	8	1:45.682	0.898	0.119	159.2
8	4	Optimum Motorsport	GBR	Michaël Benyahia	MAR	Finlay Hutchison	GBR	McLaren 720 S GT3	PRO	5	25	3	1:45.758	0.974	0.076	159.1
9	72	Optimum Motorsport	GBR	Nick Moss	GBR	Joe Osborne	GBR	McLaren 720 S GT3	PRO	6	27	3	1:45.785	1.001	0.027	159.0
10	92	Herberth Motorsport	DEU	Ralf Bohn	DEU	Robert Renauer	DEU	Porsche 911 GT3R	PROAM	3	25	10	1:45.785	1.001	0.000	159.0
11	33	Team GT	DEU	Florian Scholze	DEU	Alain Valente	CHE	Mercedes AMG GT3 EVO - 2021	PROAM	4	27	9	1:45.818	1.034	0.033	159.0
12	19	Oregon Team	ITA	Kevin Gilardoni	CHE	Glenn Van Berlo	NLD	Lamborghini Huracan GT3 EVO MY2022	PRO	7	26	4	1:45.850	1.066	0.032	158.9
13	44	Greystone GT	GBR	Andrew Gilbert	GBR	Fran Rueda	ESP	McLaren 720 S GT3	PROAM	5	27	6	1:45.907	1.123	0.057	158.9
14	777	Olimp Racing	POL	Marcin Jedlinski	POL	Karol Basz	POL	Audi R8 GT3 Evo 2	PROAM	6	23	2	1:45.930	1.146	0.023	158.8
15	3	Aust Motorsport	DEU	Dino Steiner	DEU	Max Hofer	AUT	Audi R8 LMS GT3 evo II	PROAM	7	18	5	1:45.955	1.171	0.025	158.8
16	182	AF Corse	ITA	Willem Van der Vorm	NLD	Michele Rugolo	ITA	Ferrari 488 GT3 Evo MY 2020	PROAM	8	26	15	1:45.970	1.186	0.015	158.8
17	99	Nova Race Events	ITA	Francesco Guerra	ITA	Jorge Cabezas	ESP	Honda NSX GT3	PRO	8	25	24	1:46.317	1.533	0.347	158.3
18	18	Theeba Motorsport	SAU	Reema Juffali	SAU	Adam Christodoulou	GBR	Mercedes AMG GT3 - 2022	PROAM*	9	26	10	1:46.495	1.711	0.178	158.0
19	15	Dinamic Motorsport	ITA	Philipp Sager	AUT	Bashar Mardini	OMN	Porsche 991 GT3 R 2019	AM	2	21	18	1:46.759	1.975	0.264	157.6
20	25	Mann Filter Team Landgraf	DEU	Alexander Hrachowina	AUT	Martin Konrad	AUT	Mercedes AMG GT3 EVO - 2021	AM	3	22	7	1:46.845	2.061	0.086	157.5
21	55	AF Corse	ITA	Laurent De Meeus	BEL	Johnny Mowlem	GBR	Ferrari 488 GT3 Evo	PROAM	10	27	26	1:46.985	2.201	0.140	157.3
22	11	Kessel Racing	CHE	Stephen Earle	USA	Erwin Zanotti	ITA	Ferrari 488 GT3 Evo	AM	4	20	4	1:47.124	2.340	0.139	157.1
23	8	Il Barone Rampante	ITA	Giuseppe Cipriani	ITA		ITA	Lamborghini Huracan GT3 EVO	AM	5	24	22	1:47.835	3.051	0.711	156.0
24	786	GetSpeed Performance	DEU	Kiki Sak Nana	THA	Axel Blom	FIN	Mercedes AMG GT3 - 2022	AM*	6	22	4	1:48.281	3.497	0.446	155.4
25	93	Baporo Motorsport	ESP	Daniel Díaz-Varela	ESP	Alex Villanueva	ESP	Mercedes AMG GT3	AM	7	24	10	1:48.651	3.867	0.370	154.8
26	007	Street Art Racing	BEL	Pascal Bachmann	CHE		CHE	Aston Martin GT3 AMR MY2019	AM	8	23	8	1:48.972	4.188	0.321	154.4

*** PENALTIES**

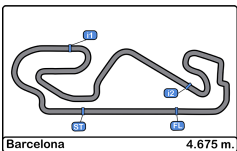
- CAR 5 TIME 1:46.943 DELETED TRACK LIMITS AT T 9
- CAR 99 TIME 1:50.816 DELETED TRACK LIMITS AT T 9
- CAR 5 TIME 1:53.056 DELETED TRACK LIMITS AT T 9
- CAR 33 TIME 1:46.296 DELETED TRACK LIMITS AT T 9
- CAR 3 TIME 1:47.537 DELETED TRACK LIMITS AT T 9
- CAR 18 TIME 1:46.409 DELETED TRACK LIMITS AT T 9
- CAR 911 TIME 1:45.744 DELETED TRACK LIMITS AT T 9

Published at:.....

Track Temp: 30.6 °C Air Temp: 23.2 °C Humidity: 59 % Track Status: DRY

Stewards:	Race Director:	Timekeeper:
------------------	-----------------------	--------------------





Circuito de Barcelona
International GT Open
Free Practice - 2
Provisional Results



Barcelona 4.675 m.

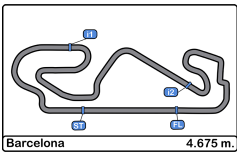
- CAR 18 TIME 1:46.342 DELETED TRACK LIMITS AT T 9
- CAR 777 TIME 1:45.997 DELETED TRACK LIMITS AT T 9
- CAR 1007 TIME 1:49.229 DELETED TRACK LIMITS AT T 15
- CAR 33 TIME 3:09.359 DELETED TRACK LIMITS AT T 9
- CAR 777 TIME 1:50.470 DELETED TRACK LIMITS AT T 9
- CAR 77 TIME 4:04.107 DELETED TRACK LIMITS AT T 9
- CAR 19 TIME 1:47.229 DELETED TRACK LIMITS AT T 15
- CAR 72 TIME 1:47.936 DELETED TRACK LIMITS AT T 15
- CAR 77 TIME 1:45.320 DELETED TRACK LIMITS AT T 15
- CAR 911 TIME 3:32.533 DELETED TRACK LIMITS AT T 9
- CAR 19 TIME 1:46.757 DELETED TRACK LIMITS AT T 9
- CAR 777 TIME 4:30.339 DELETED TRACK LIMITS AT T 9
- CAR 33 TIME 1:46.023 DELETED TRACK LIMITS AT T 9
- CAR 19 TIME 1:50.029 DELETED TRACK LIMITS AT T 9
- CAR 15 TIME 1:47.902 DELETED TRACK LIMITS AT T 9
- CAR 33 TIME 1:46.351 DELETED TRACK LIMITS AT T 9
- CAR 18 TIME 1:50.376 DELETED TRACK LIMITS AT T 9
- CAR 5 TIME 6:08.044 DELETED TRACK LIMITS AT T 9
- CAR 19 TIME 3:05.950 DELETED TRACK LIMITS AT T 9
- CAR 911 TIME 1:47.826 DELETED TRACK LIMITS AT T 9
- CAR 63 TIME 1:46.264 DELETED TRACK LIMITS AT T 15
- CAR 4 TIME 1:48.996 DELETED TRACK LIMITS AT T 9
- CAR 24 TIME 1:47.545 DELETED TRACK LIMITS AT T 9
- CAR 911 TIME 11:28:09.396 DELETED TRACK LIMITS AT T 9
- CAR 93 TIME 1:52.518 DELETED TRACK LIMITS AT T 15
- CAR 777 TIME 1:49.114 DELETED TRACK LIMITS AT T 15
- CAR 77 TIME 1:50.102 DELETED TRACK LIMITS AT T 9
- CAR 63 TIME 1:51.174 DELETED TRACK LIMITS AT T 9
- CAR 99 TIME 1:49.656 DELETED TRACK LIMITS AT T 15
- CAR 19 TIME 1:46.517 DELETED TRACK LIMITS AT T 15
- CAR 72 TIME 1:46.994 DELETED TRACK LIMITS AT T 9
- CAR 911 TIME 1:47.061 DELETED TRACK LIMITS AT T 9
- CAR 24 TIME 1:45.231 DELETED TRACK LIMITS AT T 9
- CAR 911 TIME 1:46.715 DELETED TRACK LIMITS AT T 9
- CAR 63 TIME 1:46.945 DELETED TRACK LIMITS AT T 9

Published at:.....

Track Temp: 30.6 °C Air Temp: 23.2 °C Humidity: 59 % Track Status: DRY

Stewards:	Race Director:	Timekeeper: 
------------------	-----------------------	--





Circuito de Barcelona
International GT Open
Free Practice - 2
Provisional Results



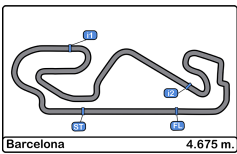
- CAR 786 TIME 1:54.371 DELETED TRACK LIMITS AT T 9
- CAR 63 TIME 1:46.610 DELETED TRACK LIMITS AT T 9
- CAR 777 TIME 1:48.486 DELETED TRACK LIMITS AT T 15
- CAR 777 TIME 1:47.947 DELETED TRACK LIMITS AT T 15
- CAR 77 TIME 1:49.670 DELETED TRACK LIMITS AT T 15
- CAR 18 TIME 1:47.929 DELETED TRACK LIMITS AT T 9

Published at:.....

Track Temp: 30.6 °C Air Temp: 23.2 °C Humidity: 59 % Track Status: DRY

Stewards:	Race Director:	Timekeeper: 
-----------	----------------	---





Circuito de Barcelona
International GT Open
Free Practice - 2
Provisional Results by Category



Cls	Nº	Entrant/Team	Nat	Driver 1	Nat	Driver 2	Nat	Vehicle	Cat	Cls	Laps	Best	Time	Gap	Interval	Km/h
PRO																
1	63	Oregon Team	ITA	Benjamin Hites	ITA	Leonardo Pulcini	ITA	Lamborghini Huracan GT3 EVO MY2022	PRO	1	27	10	1:44.959			160.3
2	77	GetSpeed Performance	DEU	Al Faisal Al Zubair	OMN	Fabian Schiller	DEU	Mercedes AMG GT3 - 2022	PRO	2	24	4	1:45.007	0.048	0.048	160.2
3	24	Dinamic Motorsport	ITA	Klaus Bachler	AUT	Riccardo Cazzaniga	ITA	Porsche 991 GT3 R 2019	PRO	3	24	22	1:45.237	0.278	0.230	159.9
4	911	GetSpeed Performance	DEU	Sébastien Baud	FRA	Steve Jans	LUX	Mercedes AMG GT3 - 2022	PRO	4	26	7	1:45.563	0.604	0.326	159.4
5	4	Optimum Motorsport	GBR	Michaël Benyahia	MAR	Finlay Hutchison	GBR	McLaren 720 S GT3	PRO	5	25	3	1:45.758	0.799	0.195	159.1
6	72	Optimum Motorsport	GBR	Nick Moss	GBR	Joe Osborne	GBR	McLaren 720 S GT3	PRO	6	27	3	1:45.785	0.826	0.027	159.0
7	19	Oregon Team	ITA	Kevin Gilardoni	CHE	Glenn Van Berlo	IND	Lamborghini Huracan GT3 EVO MY2022	PRO	7	26	4	1:45.850	0.891	0.065	158.9
8	99	Nova Race Events	ITA	Francesco Guerra	ITA	Jorge Cabezas	ESP	Honda NSX GT3	PRO	8	25	24	1:46.317	1.358	0.467	158.3

PROAM																
1	133	Kessel Racing	CHE	Murat Ruhi Cuhadaroglu	TUR	David Fumanelli	ITA	Ferrari 488 GT3 Evo	PROAM	1	27	25	1:44.784			160.6
2	54	SPS Automotive Performance	DEU	Dexter Müller	CHE	Yannick Mettler	CHE	Mercedes AMG GT3 - 2020	PROAM	2	25	8	1:45.682	0.898	0.898	159.2
3	92	Herberth Motorsport	DEU	Ralf Bohn	DEU	Robert Renauer	DEU	Porsche 911 GT3R	PROAM	3	25	10	1:45.785	1.001	0.103	159.0
4	33	Team GT	DEU	Florian Scholze	DEU	Alain Valente	CHE	Mercedes AMG GT3 EVO - 2021	PROAM	4	27	9	1:45.818	1.034	0.033	159.0
5	44	Greystone GT	GBR	Andrew Gilbert	GBR	Fran Rueda	ESP	McLaren 720 S GT3	PROAM	5	27	6	1:45.907	1.123	0.089	158.9
6	777	Olimp Racing	POL	Marcin Jedlinski	POL	Karol Basz	POL	Audi R8 GT3 Evo 2	PROAM	6	23	2	1:45.930	1.146	0.023	158.8
7	3	Aust Motorsport	DEU	Dino Steiner	DEU	Max Hofer	AUT	Audi R8 LMS GT3 evo II	PROAM	7	18	5	1:45.955	1.171	0.025	158.8
8	182	AF Corse	ITA	Willem Van der Vorm	IND	Michele Rugolo	ITA	Ferrari 488 GT3 Evo MY 2020	PROAM	8	26	15	1:45.970	1.186	0.015	158.8
9	18	Theeba Motorsport	SAU	Reema Juffali	SAU	Adam Christodoulou	GBR	Mercedes AMG GT3 - 2022	PROAM*	9	26	10	1:46.495	1.711	0.525	158.0
10	55	AF Corse	ITA	Laurent De Meeus	BEL	Johnny Mowlem	GBR	Ferrari 488 GT3 Evo	PROAM	10	27	26	1:46.985	2.201	0.490	157.3

AM																
1	5	Olimp Racing	POL	Stanislaw Jedlinski	POL	Krystian Korzeniowski	POL	Ferrari 488 GT3 MY 2021	AM	1	23	10	1:45.425			159.6
2	15	Dinamic Motorsport	ITA	Philipp Sager	AUT	Bashar Mardini	OMN	Porsche 991 GT3 R 2019	AM	2	21	18	1:46.759	1.334	1.334	157.6
3	25	Mann Filter Team Landgraf	DEU	Alexander Hrachowina	AUT	Martin Konrad	AUT	Mercedes AMG GT3 EVO - 2021	AM	3	22	7	1:46.845	1.420	0.086	157.5
4	11	Kessel Racing	CHE	Stephen Earle	USA	Erwin Zanotti	ITA	Ferrari 488 GT3 Evo	AM	4	20	4	1:47.124	1.699	0.279	157.1
5	8	Il Barone Rampante	ITA	Giuseppe Cipriani	ITA		ITA	Lamborghini Huracan GT3 EVO	AM	5	24	22	1:47.835	2.410	0.711	156.0
6	786	GetSpeed Performance	DEU	Kiki Sak Nana	THA	Axel Blom	FIN	Mercedes AMG GT3 - 2022	AM*	6	22	4	1:48.281	2.856	0.446	155.4
7	93	Baporo Motorsport	ESP	Daniel Díaz-Varela	ESP	Alex Villanueva	ESP	Mercedes AMG GT3	AM	7	24	10	1:48.651	3.226	0.370	154.8
8	007	Street Art Racing	BEL	Pascal Bachmann	CHE		CHE	Aston Martin GT3 AMR MY2019	AM	8	23	8	1:48.972	3.547	0.321	154.4

*** PENALTIES**

CAR 5 TIME 1:46.943 DELETED TRACK LIMITS AT T 9

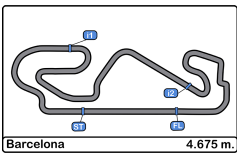
CAR 99 TIME 1:50.816 DELETED TRACK LIMITS AT T 9

Published at:.....

Track Temp: 30.6 °C Air Temp: 23.2 °C Humidity: 59 % Track Status: DRY

Stewards:	Race Director:	Timekeeper:
------------------	-----------------------	--------------------





Circuito de Barcelona
International GT Open
Free Practice - 2



Provisional Results by Category

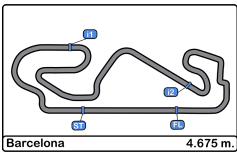
- CAR 5 TIME 1:53.056 DELETED TRACK LIMITS AT T 9
- CAR 33 TIME 1:46.296 DELETED TRACK LIMITS AT T 9
- CAR 3 TIME 1:47.537 DELETED TRACK LIMITS AT T 9
- CAR 18 TIME 1:46.409 DELETED TRACK LIMITS AT T 9
- CAR 911 TIME 1:45.744 DELETED TRACK LIMITS AT T 9
- CAR 18 TIME 1:46.342 DELETED TRACK LIMITS AT T 9
- CAR 777 TIME 1:45.997 DELETED TRACK LIMITS AT T 9
- CAR 1007 TIME 1:49.229 DELETED TRACK LIMITS AT T 15
- CAR 33 TIME 3:09.359 DELETED TRACK LIMITS AT T 9
- CAR 777 TIME 1:50.470 DELETED TRACK LIMITS AT T 9
- CAR 77 TIME 4:04.107 DELETED TRACK LIMITS AT T 9
- CAR 19 TIME 1:47.229 DELETED TRACK LIMITS AT T 15
- CAR 72 TIME 1:47.936 DELETED TRACK LIMITS AT T 15
- CAR 77 TIME 1:45.320 DELETED TRACK LIMITS AT T 15
- CAR 911 TIME 3:32.533 DELETED TRACK LIMITS AT T 9
- CAR 19 TIME 1:46.757 DELETED TRACK LIMITS AT T 9
- CAR 777 TIME 4:30.339 DELETED TRACK LIMITS AT T 9
- CAR 33 TIME 1:46.023 DELETED TRACK LIMITS AT T 9
- CAR 19 TIME 1:50.029 DELETED TRACK LIMITS AT T 9
- CAR 15 TIME 1:47.902 DELETED TRACK LIMITS AT T 9
- CAR 33 TIME 1:46.351 DELETED TRACK LIMITS AT T 9
- CAR 18 TIME 1:50.376 DELETED TRACK LIMITS AT T 9
- CAR 5 TIME 6:08.044 DELETED TRACK LIMITS AT T 9
- CAR 19 TIME 3:05.950 DELETED TRACK LIMITS AT T 9
- CAR 911 TIME 1:47.826 DELETED TRACK LIMITS AT T 9
- CAR 63 TIME 1:46.264 DELETED TRACK LIMITS AT T 15
- CAR 4 TIME 1:48.996 DELETED TRACK LIMITS AT T 9
- CAR 24 TIME 1:47.545 DELETED TRACK LIMITS AT T 9
- CAR 911 TIME 11:28:09.396 DELETED TRACK LIMITS AT T 9
- CAR 93 TIME 1:52.518 DELETED TRACK LIMITS AT T 15
- CAR 777 TIME 1:49.114 DELETED TRACK LIMITS AT T 15
- CAR 77 TIME 1:50.102 DELETED TRACK LIMITS AT T 9
- CAR 63 TIME 1:51.174 DELETED TRACK LIMITS AT T 9
- CAR 99 TIME 1:49.656 DELETED TRACK LIMITS AT T 15
- CAR 19 TIME 1:46.517 DELETED TRACK LIMITS AT T 15

Published at:.....

Track Temp: **30.6 °C** Air Temp: **23.2 °C** Humidity: **59 %** Track Status: **DRY**

Stewards:	Race Director:	Timekeeper:
------------------	-----------------------	--------------------





Circuit de Barcelona

International GT Open

Free Practice - 2

Provisional Results by Category



- CAR 72 TIME 1:46.994 DELETED TRACK LIMITS AT T 9
- CAR 911 TIME 1:47.061 DELETED TRACK LIMITS AT T 9
- CAR 24 TIME 1:45.231 DELETED TRACK LIMITS AT T 9
- CAR 911 TIME 1:46.715 DELETED TRACK LIMITS AT T 9
- CAR 63 TIME 1:46.945 DELETED TRACK LIMITS AT T 9
- CAR 786 TIME 1:54.371 DELETED TRACK LIMITS AT T 9
- CAR 63 TIME 1:46.610 DELETED TRACK LIMITS AT T 9
- CAR 777 TIME 1:48.486 DELETED TRACK LIMITS AT T 15
- CAR 777 TIME 1:47.947 DELETED TRACK LIMITS AT T 15
- CAR 77 TIME 1:49.670 DELETED TRACK LIMITS AT T 15
- CAR 18 TIME 1:47.929 DELETED TRACK LIMITS AT T 9

Published at:.....

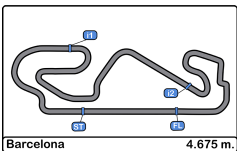
Track Temp: 30.6 °C Air Temp: 23.2 °C Humidity: 59 % Track Status: DRY

Stewards:

Race Director:

Timekeeper:





Circuito de Barcelona
International GT Open
Free Practice - 2
Provisional Results by Class



Cls	Nº	Entrant/Team	Nat	Driver 1	Nat	Driver 2	Nat	Vehicle	Cat	Cls	Laps	Best	Time	Gap	Interval	Km/h
International GT Open																
1	133	Kessel Racing	CHE	Murat Ruhi Cuhadaroglu	TUR	David Fumanelli	ITA	Ferrari 488 GT3 Evo	PROAM	1	27	25	1:44.784			160.6
2	63	Oregon Team	ITA	Benjamin Hites	ITA	Leonardo Pulcini	ITA	Lamborghini Huracan GT3 EVO MY2022	PRO	1	27	10	1:44.959	0.175	0.175	160.3
3	77	GetSpeed Performance	DEU	Al Faisal Al Zubair	GER	Fabian Schiller	DEU	Mercedes AMG GT3 - 2022	PRO	2	24	4	1:45.007	0.223	0.048	160.2
4	24	Dinamic Motorsport	ITA	Klaus Bachler	ITA	Riccardo Cazzaniga	ITA	Porsche 991 GT3 R 2019	PRO	3	24	22	1:45.237	0.453	0.230	159.9
5	5	Olimp Racing	POL	Stanislaw Jedlinski	POL	Krystian Korzeniowski	POL	Ferrari 488 GT3 MY 2021	AM	1	23	10	1:45.425	0.641	0.188	159.6
6	911	GetSpeed Performance	FRA	Sébastien Baud	FRA	Steve Jans	LUX	Mercedes AMG GT3 - 2022	PRO	4	26	7	1:45.563	0.779	0.138	159.4
7	54	SPS Automotive Performance	CHE	Dexter Müller	CHE	Yannick Mettler	CHE	Mercedes AMG GT3 - 2020	PROAM	2	25	8	1:45.682	0.898	0.119	159.2
8	4	Optimum Motorsport	GBR	Michaël Benyahia	GBR	Finlay Hutchison	GBR	McLaren 720 S GT3	PRO	5	25	3	1:45.758	0.974	0.076	159.1
9	72	Optimum Motorsport	GBR	Nick Moss	GBR	Joe Osborne	GBR	McLaren 720 S GT3	PRO	6	27	3	1:45.785	1.001	0.027	159.0
10	92	Herberth Motorsport	DEU	Ralf Bohn	DEU	Robert Renauer	DEU	Porsche 911 GT3R	PROAM	3	25	10	1:45.785	1.001	0.000	159.0
11	33	Team GT	DEU	Florian Scholze	DEU	Alain Valente	CHE	Mercedes AMG GT3 EVO - 2021	PROAM	4	27	9	1:45.818	1.034	0.033	159.0
12	19	Oregon Team	ITA	Kevin Gilardoni	CHE	Glenn Van Berlo	NLD	Lamborghini Huracan GT3 EVO MY2022	PRO	7	26	4	1:45.850	1.066	0.032	158.9
13	44	Greystone GT	GBR	Andrew Gilbert	GBR	Fran Rueda	ESP	McLaren 720 S GT3	PROAM	5	27	6	1:45.907	1.123	0.057	158.9
14	777	Olimp Racing	POL	Marcin Jedlinski	POL	Karol Basz	POL	Audi R8 GT3 Evo 2	PROAM	6	23	2	1:45.930	1.146	0.023	158.8
15	3	Aust Motorsport	DEU	Dino Steiner	DEU	Max Hofer	AUT	Audi R8 LMS GT3 evo II	PROAM	7	18	5	1:45.955	1.171	0.025	158.8
16	182	AF Corse	ITA	Willem Van der Vorm	NLD	Michele Rugolo	ITA	Ferrari 488 GT3 Evo MY 2020	PROAM	8	26	15	1:45.970	1.186	0.015	158.8
17	99	Nova Race Events	ITA	Francesco Guerra	ITA	Jorge Cabezas	ESP	Honda NSX GT3	PRO	8	25	24	1:46.317	1.533	0.347	158.3
18	18	Theeba Motorsport	SAU	Reema Juffali	SAU	Adam Christodoulou	GBR	Mercedes AMG GT3 - 2022	PROAM*	9	26	10	1:46.495	1.711	0.178	158.0
19	15	Dinamic Motorsport	ITA	Philipp Sager	AUT	Bashar Mardini	CAN	Porsche 991 GT3 R 2019	AM	2	21	18	1:46.759	1.975	0.264	157.6
20	25	Mann Filter Team Landgraf	DEU	Alexander Hrachowina	AUT	Martin Konrad	AUT	Mercedes AMG GT3 EVO - 2021	AM	3	22	7	1:46.845	2.061	0.086	157.5
21	55	AF Corse	ITA	Laurent De Meeus	BEL	Johnny Mowlem	GBR	Ferrari 488 GT3 Evo	PROAM	10	27	26	1:46.985	2.201	0.140	157.3
22	11	Kessel Racing	CHE	Stephen Earle	USA	Erwin Zanotti	ITA	Ferrari 488 GT3 Evo	AM	4	20	4	1:47.124	2.340	0.139	157.1
23	8	Il Barone Rampante	ITA	Giuseppe Cipriani	ITA		ITA	Lamborghini Huracan GT3 EVO	AM	5	24	22	1:47.835	3.051	0.711	156.0
24	786	GetSpeed Performance	DEU	Kiki Sak Nana	THA	Axel Blom	FIN	Mercedes AMG GT3 - 2022	AM*	6	22	4	1:48.281	3.497	0.446	155.4
25	93	Baporo Motorsport	ESP	Daniel Díaz-Varela	ESP	Alex Villanueva	ESP	Mercedes AMG GT3	AM	7	24	10	1:48.651	3.867	0.370	154.8
26	007	Street Art Racing	CHE	Pascal Bachmann	CHE		ITA	Aston Martin GT3 AMR MY2019	AM	8	23	8	1:48.972	4.188	0.321	154.4

*** PENALTIES**

CAR 5 TIME 1:46.943 DELETED TRACK LIMITS AT T 9

CAR 99 TIME 1:50.816 DELETED TRACK LIMITS AT T 9

CAR 5 TIME 1:53.056 DELETED TRACK LIMITS AT T 9

CAR 33 TIME 1:46.296 DELETED TRACK LIMITS AT T 9

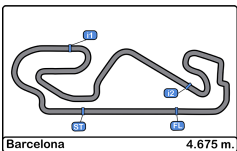
CAR 3 TIME 1:47.537 DELETED TRACK LIMITS AT T 9

Published at:.....

Track Temp: 30.6 °C Air Temp: 23.2 °C Humidity: 59 % Track Status: DRY

Stewards:	Race Director:	Timekeeper:
------------------	-----------------------	--------------------





Circuito de Barcelona

International GT Open

Free Practice - 2

Provisional Results by Class

Barcelona 4.675 m.



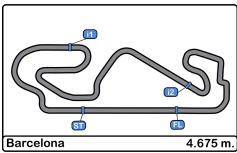
CAR 18 TIME 1:46.409 DELETED TRACK LIMITS AT T 9
CAR 911 TIME 1:45.744 DELETED TRACK LIMITS AT T 9
CAR 18 TIME 1:46.342 DELETED TRACK LIMITS AT T 9
CAR 777 TIME 1:45.997 DELETED TRACK LIMITS AT T 9
CAR 1007 TIME 1:49.229 DELETED TRACK LIMITS AT T 15
CAR 33 TIME 3:09.359 DELETED TRACK LIMITS AT T 9
CAR 777 TIME 1:50.470 DELETED TRACK LIMITS AT T 9
CAR 77 TIME 4:04.107 DELETED TRACK LIMITS AT T 9
CAR 19 TIME 1:47.229 DELETED TRACK LIMITS AT T 15
CAR 72 TIME 1:47.936 DELETED TRACK LIMITS AT T 15
CAR 77 TIME 1:45.320 DELETED TRACK LIMITS AT T 15
CAR 911 TIME 3:32.533 DELETED TRACK LIMITS AT T 9
CAR 19 TIME 1:46.757 DELETED TRACK LIMITS AT T 9
CAR 777 TIME 4:30.339 DELETED TRACK LIMITS AT T 9
CAR 33 TIME 1:46.023 DELETED TRACK LIMITS AT T 9
CAR 19 TIME 1:50.029 DELETED TRACK LIMITS AT T 9
CAR 15 TIME 1:47.902 DELETED TRACK LIMITS AT T 9
CAR 33 TIME 1:46.351 DELETED TRACK LIMITS AT T 9
CAR 18 TIME 1:50.376 DELETED TRACK LIMITS AT T 9
CAR 5 TIME 6:08.044 DELETED TRACK LIMITS AT T 9
CAR 19 TIME 3:05.950 DELETED TRACK LIMITS AT T 9
CAR 911 TIME 1:47.826 DELETED TRACK LIMITS AT T 9
CAR 63 TIME 1:46.264 DELETED TRACK LIMITS AT T 15
CAR 4 TIME 1:48.996 DELETED TRACK LIMITS AT T 9
CAR 24 TIME 1:47.545 DELETED TRACK LIMITS AT T 9
CAR 911 TIME 11:28:09.396 DELETED TRACK LIMITS AT T 9
CAR 93 TIME 1:52.518 DELETED TRACK LIMITS AT T 15
CAR 777 TIME 1:49.114 DELETED TRACK LIMITS AT T 15
CAR 77 TIME 1:50.102 DELETED TRACK LIMITS AT T 9
CAR 63 TIME 1:51.174 DELETED TRACK LIMITS AT T 9
CAR 99 TIME 1:49.656 DELETED TRACK LIMITS AT T 15
CAR 19 TIME 1:46.517 DELETED TRACK LIMITS AT T 15
CAR 72 TIME 1:46.994 DELETED TRACK LIMITS AT T 9
CAR 911 TIME 1:47.061 DELETED TRACK LIMITS AT T 9
CAR 24 TIME 1:45.231 DELETED TRACK LIMITS AT T 9

Published at:.....

Track Temp: 30.6 °C Air Temp: 23.2 °C Humidity: 59 % Track Status: DRY

Stewards:	Race Director:	Timekeeper: 
-----------	----------------	---





Circuit de Barcelona
International GT Open
Free Practice - 2
Provisional Results by Class



Barcelona 4.675 m.

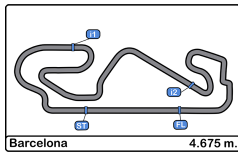
- CAR 911 TIME 1:46.715 DELETED TRACK LIMITS AT T 9
- CAR 63 TIME 1:46.945 DELETED TRACK LIMITS AT T 9
- CAR 786 TIME 1:54.371 DELETED TRACK LIMITS AT T 9
- CAR 63 TIME 1:46.610 DELETED TRACK LIMITS AT T 9
- CAR 777 TIME 1:48.486 DELETED TRACK LIMITS AT T 15
- CAR 777 TIME 1:47.947 DELETED TRACK LIMITS AT T 15
- CAR 77 TIME 1:49.670 DELETED TRACK LIMITS AT T 15
- CAR 18 TIME 1:47.929 DELETED TRACK LIMITS AT T 9

Published at:.....

Track Temp: **30.6 °C** Air Temp: **23.2 °C** Humidity: **59 %** Track Status: **DRY**

Stewards:	Race Director:	Timekeeper: 
------------------	-----------------------	--



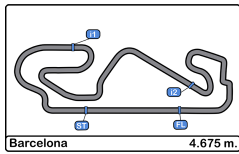


Circuit de Barcelona
International GT Open
Free Practice - 2
Lap Analysis



3							5								
Dino Steiner							Stanislaw Jedlinski								
Audi R8 LMS GT3 evo II							Ferrari 488 GT3 MY 2021								
PROAM		Max Hofer		Aust Motorsport			AM		Krystian Korzeniowski			Olimp Racing			
Lap	D	Time	Sector 1	Sector 2	Sector 3	T. Spd	Elapsed	Lap	D	Time	Sector 1	Sector 2	Sector 3	T. Spd	Elapsed
1		11:27:59.035	11:26:41.118	42.629	35.288	169.2	11:27:59.035	1		11:26:58.669	11:25:39.183	41.910	37.576	180.3	11:26:58.669
2		1:46.617	30.069	41.458	35.090	256.5	11:29:45.652	2		1:51.953	29.755	41.305	40.893	259.6	11:28:50.622
3		1:46.303	29.918	41.448	34.937	257.7	11:31:31.955	3		1:46.943	30.002	41.736	35.205	258.9	11:30:37.565
4		1:46.036	29.820	41.288	34.928	258.3	11:33:17.991	4		1:46.496	29.865	41.394	35.237	260.2	11:32:24.061
5		1:45.955	29.682	41.174	35.099	260.2	11:35:03.946	5		1:53.056 P	29.996	41.969	41.091	260.8	11:34:17.117
6		1:47.537	29.788	42.215	35.534	258.9	11:36:51.483	6		5:04.262	3:34.995	42.341	46.926	180.6	11:39:21.379
7		1:45.991	29.765	41.118	35.108	257.7	11:38:37.474	7		1:48.063	30.590	41.768	35.705	258.3	11:41:09.442
8		1:55.668 P	30.075	42.016	43.577	258.9	11:40:33.142	8		1:53.929 P	31.110	41.787	41.032	261.5	11:43:03.371
9		3:01.961	1:38.355	41.620	41.986	181.5	11:43:35.103	9		6:08.044	4:51.580	41.430	35.034	180.6	11:49:11.415
10		1:46.073	29.933	41.179	34.961	257.1	11:45:21.176	10		1:45.425	29.788	41.043	34.594	260.2	11:50:56.840
11		1:50.544 P	29.707	41.747	39.090	258.3	11:47:11.720	11		1:52.513 P	29.637	41.144	41.732	260.8	11:52:49.353
12		3:03.425	1:42.021	44.394	37.010	178.5	11:50:15.145	12		7:40.236	6:15.633	46.461	38.142	178.2	12:00:29.589
13		1:55.310	30.915	47.579	36.816	250.5	11:52:10.455	13		1:53.597	31.509	44.118	37.970	258.3	12:02:23.186
14		1:50.387	30.823	42.946	36.618	255.3	11:54:00.842	14		2:08.145 P	31.822	47.037	49.286	257.1	12:04:31.331
15		2:09.568 P	31.855	49.892	47.821	255.9	11:56:10.410	15		7:46.529	6:22.694	45.387	38.448	176.7	12:12:17.860
16		4:32.292	3:12.311	43.437	36.544	178.5	12:00:42.702	16		1:55.896	31.919	45.375	38.602	255.9	12:14:13.756
17		1:49.819	30.818	42.502	36.499	255.9	12:02:32.521	17		1:55.707	32.646	44.735	38.326	255.9	12:16:09.463
18		7:43.513 P	30.705	6:07.242	1:05.566	256.5	12:10:16.034	18		1:55.850	32.726	44.568	38.556	255.9	12:18:05.313
4							8								
Michael Benyahia							Giuseppe Cipriani								
McLaren 720 S GT3							Lamborghini Huracan GT3 EVO								
PRO		Finlay Hutchison		Optimum Motorsport			AM		II Barone Rampante						
Lap	D	Time	Sector 1	Sector 2	Sector 3	T. Spd	Elapsed	Lap	D	Time	Sector 1	Sector 2	Sector 3	T. Spd	Elapsed
1		11:29:49.924	11:28:19.570	48.984	41.370	178.5	11:29:49.924	1		11:28:11.577	11:26:50.716	43.692	37.169	171.9	11:28:11.577
2		1:47.033	30.539	41.359	35.135	255.9	11:31:36.957	2		1:48.927	30.531	42.408	35.988	252.3	11:30:00.504
3		1:45.758	29.990	41.040	34.728	256.5	11:33:22.715	3		1:48.401	30.706	42.085	35.610	255.3	11:31:48.905
4		1:46.569	30.006	41.395	35.168	257.1	11:35:09.284	4		1:51.511	31.417	43.163	36.931	255.3	11:33:40.416
5		1:46.041	29.917	41.208	34.916	258.9	11:36:55.325	5		1:48.398	30.468	42.278	35.652	254.7	11:35:28.814
6		1:45.991	29.835	41.016	35.140	258.9	11:38:41.316	6		1:48.109	30.467	42.209	35.433	254.7	11:37:16.923
7		2:05.431	33.744	53.201	38.486	243.7	11:40:46.747	7		1:58.882 P	30.470	45.853	42.559	254.7	11:39:15.805
8		1:47.030	30.108	41.577	35.345	257.1	11:42:33.777	8		4:58.854	3:34.862	44.322	39.670	175.0	11:44:14.659
9		1:46.969	30.068	41.141	35.760	258.9	11:44:20.746	9		1:49.502	30.689	42.596	36.217	253.5	11:46:04.161
10		1:47.478	30.341	41.447	35.690	259.6	11:46:08.224	10		1:54.170	34.396	43.690	36.084	256.5	11:47:58.331
11		2:07.555	35.846	53.541	38.168	191.8	11:48:15.779	11		1:48.752	30.487	42.249	36.016	255.3	11:49:47.083
12		1:47.354	30.191	41.535	35.628	257.7	11:50:03.133	12		1:57.854 P	31.027	43.791	43.036	254.1	11:51:44.937
13		1:52.828 P	30.388	41.793	40.647	258.3	11:51:55.961	13		4:19.941 P	2:46.570	48.778	44.593	178.8	11:56:04.878
14		8:54.390	7:34.970	43.025	36.395	178.8	12:00:50.351	14		5:59.922	4:32.936	48.780	38.206	126.9	12:02:04.800
15		1:48.996	30.707	42.329	35.960	255.9	12:02:39.347	15		1:58.658 P	30.721	44.107	43.830	254.1	12:04:03.458
16		2:00.839 P	30.502	43.468	46.869	256.5	12:04:40.186	16		8:04.785	6:44.035	42.594	38.156	177.3	12:12:08.243
17		8:39.335	7:17.453	42.670	39.212	180.0	12:13:19.521	17		1:54.474	30.469	43.730	40.275	255.3	12:14:02.717
18		1:49.136	30.918	42.348	35.870	255.9	12:15:08.657	18		1:48.356	30.555	42.119	35.682	254.7	12:15:51.073
19		1:48.636	30.583	42.095	35.958	255.9	12:16:57.293	19		1:51.356	30.772	43.651	36.933	258.3	12:17:42.429
20		1:48.755	30.651	41.939	36.165	257.1	12:18:46.048	20		1:48.542	30.796	42.145	35.601	255.9	12:19:30.971
21		1:48.336	30.348	42.218	35.770	257.7	12:20:34.384	21		1:56.573	32.084	48.315	36.174	257.1	12:21:27.544
22		1:48.338	30.344	42.022	35.972	257.1	12:22:22.722	22		1:47.835	30.427	41.999	35.409	253.5	12:23:15.379
23		1:48.546	30.375	42.019	36.152	256.5	12:24:11.268	23		1:48.300	30.427	42.141	35.732	254.1	12:25:03.679
24		1:48.399	30.394	42.139	35.866	256.5	12:25:59.667	24		1:58.160 P	30.416	42.582	45.162	253.5	12:27:01.839
25		2:02.545 P	30.564	42.694	49.287	256.5	12:28:02.212								





Circuit de Barcelona
International GT Open
Free Practice - 2
Lap Analysis



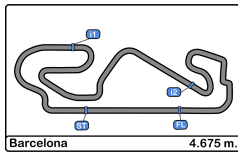
11	Stephen Earle	Ferrari 488 GT3 Evo	18	Reema Juffali	Mercedes AMG GT3 - 2022
AM	Erwin Zanotti	Kessel Racing	PROAM*	Adam Christodoulou	Theeba Motorsport

Lap	D	Time	Sector 1	Sector 2	Sector 3	T. Spd	Elapsed	Lap	D	Time	Sector 1	Sector 2	Sector 3	T. Spd	Elapsed
1		11:27:42.355	11:26:21.986	42.826	37.543	176.7	11:27:42.355	1		11:27:36.114 P	11:26:04.242	48.299	43.573	177.0	11:27:36.114
2		1:48.940	30.534	42.414	35.992	255.9	11:29:31.295	2		3:52.275	2:32.286	43.257	36.732	180.0	11:31:28.389
3		1:48.065	30.918	41.540	35.607	257.7	11:31:19.360	3		1:48.177	30.380	42.008	35.789	255.3	11:33:16.566
4		1:47.124	30.289	41.381	35.454	258.3	11:33:06.484	4		1:50.099	29.898	44.074	36.127	256.5	11:35:06.665
5		1:47.181	30.007	41.622	35.552	258.3	11:34:53.665	5		1:46.409	29.828	41.291	35.290	257.7	11:36:53.074
6		1:47.684	30.206	41.965	35.513	258.9	11:36:41.349	6		1:46.342	29.756	41.410	35.176	258.3	11:38:39.416
7		1:56.022 P	30.220	44.398	41.404	259.6	11:38:37.371	7		1:52.691 P	29.844	41.518	41.329	258.3	11:40:32.107
8		3:40.466	2:17.997	45.117	37.352	182.4	11:42:17.837	8		3:04.886	1:47.189	41.504	36.193	182.7	11:43:36.993
9		1:51.938	30.985	43.627	37.326	259.6	11:44:09.775	9		1:51.428	32.012	41.883	37.533	257.7	11:45:28.421
10		1:54.125	31.135	45.064	37.926	258.3	11:46:03.900	10		1:46.495	29.909	41.211	35.375	258.3	11:47:14.916
11		1:50.977	31.149	42.970	36.858	257.7	11:47:54.877	11		1:50.376 P	29.834	41.119	39.423	257.7	11:49:05.292
12		1:51.591	30.921	43.415	37.255	257.7	11:49:46.468	12		4:13.852	2:51.817	44.543	37.492	114.8	11:53:19.144
13		1:51.078	31.379	42.956	36.743	257.7	11:51:37.546	13		2:04.659 P	30.650	42.418	51.591	257.1	11:55:23.803
14		1:51.616	30.996	43.175	37.445	258.3	11:53:29.162	14		4:16.681	2:57.105	42.939	36.637	183.0	11:59:40.484
15		2:10.853 P	31.473	43.723	55.657	257.1	11:55:40.015	15		1:51.139	30.599	43.845	36.695	257.7	12:01:31.623
16		4:23.976	3:02.752	43.572	37.652	180.6	12:00:03.991	16		1:48.914	30.316	42.291	36.307	255.9	12:03:20.537
17		1:49.321	30.544	42.644	36.133	257.1	12:01:53.312	17		2:35.180 P	31.818	1:05.542	57.820	257.7	12:05:55.717
18		1:49.177	30.443	42.464	36.270	255.9	12:03:42.489	18		7:27.091	6:03.785	42.394	40.912	182.1	12:13:22.808
19		2:27.001 P	40.848	55.171	50.982	166.4	12:06:09.490	19		1:48.007	30.428	41.820	35.759	255.9	12:15:10.815
20		7:18.269 P	5:31.800	53.853	52.616	101.5	12:13:27.759	20		1:47.650	29.941	41.967	35.742	257.7	12:16:58.465

15	Philipp Sager	Porsche 991 GT3 R 2019			
AM	Bashar Mardini	Dinamic Motorsport			

Lap	D	Time	Sector 1	Sector 2	Sector 3	T. Spd	Elapsed	Lap	D	Time	Sector 1	Sector 2	Sector 3	T. Spd	Elapsed
1		11:28:19.936	11:26:59.958	43.351	36.627	178.2	11:28:19.936	21		1:47.835	30.067	41.902	35.866	258.9	12:18:46.300
2		1:47.288	29.893	41.681	35.714	258.9	11:30:07.224	22		1:51.755	32.483	43.432	35.840	258.3	12:20:38.055
3		1:47.504	29.982	41.899	35.623	258.9	11:31:54.728	23		1:47.929	30.217	41.837	35.875	257.7	12:22:25.984
4		1:47.657	30.130	41.720	35.807	257.7	11:33:42.385	24		1:47.955	30.098	41.804	36.053	257.1	12:24:13.939
5		1:48.007	30.245	42.067	35.695	258.9	11:35:30.392	25		1:52.893	33.583	43.212	36.098	257.1	12:26:06.832
6		1:47.654	30.124	41.856	35.674	258.3	11:37:18.046	26		1:59.244 P	31.372	42.950	44.922	257.1	12:28:06.076
7		1:50.069	30.213	43.440	36.416	258.9	11:39:08.115								
8		1:56.028 P	30.302	43.023	42.703	256.5	11:41:04.143								
9		3:30.821	2:11.766	42.725	36.330	181.8	11:44:34.964								
10		1:47.914	30.257	41.932	35.725	257.1	11:46:22.878								
11		1:47.902	30.133	42.115	35.654	257.7	11:48:10.780								
12		1:54.476	33.121	43.992	37.363	189.1	11:50:05.256								
13		1:56.598 P	30.545	42.347	43.706	258.3	11:52:01.854								
14		11:42.810	10:21.832	43.852	37.126	181.2	12:03:44.664								
15		3:09.358 P	53.333	1:20.930	55.095	124.2	12:06:54.022								
16		7:52.549	6:32.645	43.148	36.756	162.6	12:14:46.571								
17		1:46.969	30.137	41.623	35.209	257.7	12:16:33.540								
18		1:46.759	29.753	41.671	35.335	258.3	12:18:20.299								
19		1:49.602	30.306	43.437	35.859	260.2	12:20:09.901								
20		1:48.548	29.993	41.743	36.812	258.9	12:21:58.449								
21		2:00.490 P	30.942	45.180	44.368	255.9	12:23:58.939								





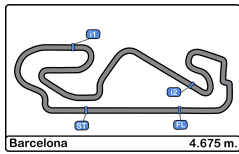
Circuito de Barcelona
International GT Open
Free Practice - 2
Lap Analysis



19 Kevin Gilardoni Lamborghini Huracan GT3 EVO MY2022							25 Alexander Hrachowina Mercedes AMG GT3 EVO - 2021								
PRO Glenn Van Berlo			Oregon Team				AM Martin Konrad			Mann Filter Team Landgraf					
Lap	D	Time	Sector 1	Sector 2	Sector 3	T. Spd	Elapsed	Lap	D	Time	Sector 1	Sector 2	Sector 3	T. Spd	Elapsed
1		11:27:19.114	11:25:57.416	45.054	36.644	178.2	11:27:19.114	1		11:26:56.382	11:25:36.367	43.289	36.726	174.4	11:26:56.382
2		1:47.986	30.630	41.778	35.578	252.9	11:29:07.100	2		1:48.465	30.758	42.073	35.634	253.5	11:28:44.847
3		1:51.279	30.169	43.335	37.775	255.9	11:30:58.379	3		1:47.526	30.303	41.830	35.393	254.1	11:30:32.373
4		1:45.850	29.990	41.067	34.793	255.9	11:32:44.229	4		1:47.512	30.331	41.535	35.646	255.3	11:32:19.885
5		1:52.418	29.788	41.264	41.366	256.5	11:34:36.647	5		1:47.317	30.218	41.564	35.535	255.3	11:34:07.202
6		1:53.517 P	29.958	44.326	39.233	256.5	11:36:30.164	6		1:47.246	30.148	41.571	35.527	255.9	11:35:54.448
7		2:55.380	1:36.844	42.089	36.447	181.2	11:39:25.544	7		1:46.845	30.119	41.510	35.216	257.1	11:37:41.293
8		1:46.520	30.025	41.433	35.062	256.5	11:41:12.064	8		1:47.787	30.274	41.900	35.613	256.5	11:39:29.080
9		1:47.229	30.610	41.411	35.208	257.7	11:42:59.293	9		1:52.459 P	30.288	41.975	40.196	256.5	11:41:21.539
10		1:46.767	30.064	41.526	35.167	256.5	11:44:46.050	10		4:52.056	3:31.536	43.755	36.765	181.2	11:46:13.595
11		1:50.929 P	30.113	41.363	38.553	257.1	11:46:36.079	11		1:50.376	30.969	42.995	36.412	256.5	11:48:03.971
12		3:05.950	1:45.904	41.559	38.487	180.9	11:49:42.029	12		1:49.681	30.533	42.763	36.385	257.1	11:49:53.652
13		1:46.749	30.198	41.457	35.094	255.9	11:51:28.778	13		1:49.720	30.503	43.005	36.212	257.1	11:51:43.372
14		1:47.335	30.275	41.713	35.347	257.1	11:53:16.113	14		1:49.969	30.662	42.689	36.618	257.1	11:53:33.341
15		2:02.077 P	30.180	41.459	50.438	258.3	11:55:18.190	15		2:08.949 P	30.538	44.393	54.018	257.1	11:55:42.290
16		5:00.526	3:36.207	45.462	38.857	174.1	12:00:18.716	16		6:41.198	5:20.557	43.137	37.504	180.0	12:02:23.488
17		1:48.205	30.559	41.921	35.725	252.9	12:02:06.921	17		2:01.561 P	31.728	45.601	44.232	256.5	12:04:25.049
18		1:53.483 P	30.340	41.722	41.421	255.3	12:04:00.404	18		8:23.043	7:02.973	43.106	36.964	180.3	12:12:48.092
19		9:04.128	7:43.401	43.266	37.461	175.6	12:13:04.532	19		1:49.776	30.881	42.595	36.300	255.3	12:14:37.868
20		1:46.547	30.119	41.437	34.961	254.7	12:14:51.049	20		1:49.846	30.794	42.753	36.299	255.9	12:16:27.714
21		1:46.346	30.106	41.435	34.805	256.5	12:16:37.395	21		1:51.754	30.441	44.278	37.035	255.3	12:18:19.468
22		1:46.124	30.027	41.302	34.795	254.7	12:18:23.519	22		2:00.758 P	31.039	47.329	42.390	257.1	12:20:20.226
23		1:50.031	29.865	42.649	37.517	256.5	12:20:13.550								
24		1:46.335	30.012	41.261	35.062	255.9	12:21:59.885								
25		2:05.792	32.593	48.839	44.360	256.5	12:24:05.677								
26		1:52.653 P	30.678	42.403	39.572	254.7	12:25:58.330								

24 Klaus Bachler Porsche 991 GT3 R 2019							33 Florian Scholze Mercedes AMG GT3 EVO - 2021								
PRO Riccardo Cazzaniga			Dinamic Motorsport				PROAM Alain Valente			Team GT					
Lap	D	Time	Sector 1	Sector 2	Sector 3	T. Spd	Elapsed	Lap	D	Time	Sector 1	Sector 2	Sector 3	T. Spd	Elapsed
1		11:27:29.910	11:26:09.845	43.368	36.697	181.8	11:27:29.910	1		11:27:10.959	11:25:49.336	42.573	39.050	180.3	11:27:10.959
2		1:47.978	30.564	41.874	35.540	258.3	11:29:17.888	2		1:47.340	30.378	41.624	35.338	254.7	11:28:58.299
3		1:46.528	29.809	41.521	35.198	257.7	11:31:04.416	3		1:46.339	29.942	41.350	35.047	257.1	11:30:44.638
4		1:47.270	29.837	41.834	35.599	260.8	11:32:51.686	4		1:50.627	29.827	41.460	39.340	257.7	11:32:35.265
5		1:46.293	29.747	41.376	35.170	260.2	11:34:37.979	5		1:46.296	29.888	41.226	35.182	257.7	11:34:21.561
6		1:47.487	29.770	42.191	35.526	260.8	11:36:25.466	6		1:46.289	29.820	41.281	35.188	257.1	11:36:07.850
7		1:52.401 P	30.697	42.002	39.702	260.2	11:38:17.867	7		1:50.357 P	29.776	41.264	39.317	257.7	11:37:58.207
8		2:56.993	1:39.186	41.901	35.906	182.4	11:41:14.860	8		1:46.359	1:52.558	41.577	35.224	182.7	11:41:07.566
9		1:46.807	29.924	41.427	35.456	258.9	11:43:01.667	9		1:45.818	29.892	41.070	34.856	256.5	11:42:53.384
10		1:47.487	29.770	42.191	35.526	260.8	11:36:25.466	10		1:45.830	29.738	41.166	34.926	257.1	11:44:39.214
11		1:52.401 P	30.697	42.002	39.702	260.2	11:38:17.867	11		1:46.023	29.861	41.099	35.063	258.3	11:46:25.237
12		2:56.993	1:39.186	41.901	35.906	182.4	11:41:14.860	12		1:46.354	29.722	41.263	35.366	258.9	11:48:11.588
13		1:46.807	29.924	41.427	35.456	258.9	11:43:01.667	13		1:46.133	29.795	41.304	35.034	258.3	11:49:57.721
14		1:46.166	29.774	41.131	35.261	261.5	11:44:47.833	14		1:50.255 P	29.888	41.287	39.080	259.6	11:51:47.976
15		1:46.367	29.846	41.149	35.372	261.5	11:46:34.200	15		7:37.121	6:18.245	42.480	36.396	177.9	11:59:25.097
16		1:53.149 P	29.808	41.557	41.784	260.2	11:48:27.349	16		1:48.879	30.514	42.307	36.058	254.7	12:01:13.976
17		4:18.411	3:00.657	41.896	35.858	183.9	11:52:45.760	17		1:48.275	30.314	42.088	35.873	256.5	12:03:02.251
18		1:47.557	30.135	41.738	35.684	258.3	11:54:33.317	18		2:00.790 P	30.302	43.717	46.771	257.7	12:05:03.041
19		2:41.084 P	36.534	1:02.867	1:01.683	219.5	11:57:14.401	19		7:50.993	6:28.565	42.603	39.825	180.3	12:12:54.034
20		2:18.364	59.293	42.322	36.749	183.9	11:59:32.765	20		1:47.593	30.336	41.697	35.560	255.9	12:14:41.627
21		1:46.830	29.902	41.492	35.436	259.6	12:01:19.595	21		1:47.240	30.125	41.689	35.426	257.1	12:16:28.867
22		1:47.545	30.142	41.768	35.635	260.8	12:03:07.140	22		1:48.747	29.985	42.776	35.986	258.3	12:18:17.614
23		2:04.667 P	30.263	46.760	47.644	260.2	12:05:11.807	23		1:47.376	30.065	41.895	35.416	257.7	12:20:04.990
24		8:28.097	6:59.427	46.101	42.569	180.3	12:13:39.904	24		1:49.475	30.086	41.999	37.390	258.3	12:21:54.465
25		1:45.401	29.759	41.004	34.638	258.9	12:15:25.305	25		1:47.570	30.206	41.580	35.784	255.9	12:23:42.035
26		1:45.237	29.439	41.237	34.561	261.5	12:17:10.542	26		1:48.697	30.164	42.856	35.677	257.1	12:25:30.732
27		1:45.234	29.593	40.837	34.801	260.2	12:18:55.773	27		1:53.955 P	30.441	42.225	41.289	256.5	12:27:24.687
28		2:09.640 P	33.995	49.964	45.681	210.9	12:21:05.413								





Circuit de Barcelona
International GT Open
Free Practice - 2
Lap Analysis



44

Andrew Gilbert

McLaren 720 S GT3

54

Dexter Müller

Mercedes AMG GT3 - 2020

PROAM

Fran Rueda

Greystone GT

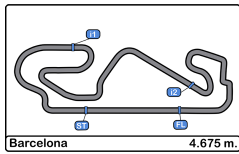
PROAM

Yannick Mettler

SPS Automotive Performance

Lap	D	Time	Sector 1	Sector 2	Sector 3	T. Spd	Elapsed	Lap	D	Time	Sector 1	Sector 2	Sector 3	T. Spd	Elapsed
1		11:27:14.388	11:25:50.308	45.825	38.255	180.6	11:27:14.388	1		11:27:13.270	11:25:55.396	42.142	35.732	156.7	11:27:13.270
2		1:51.277	31.776	43.198	36.303	258.9	11:29:05.665	2		1:46.421	29.953	41.501	34.967	258.3	11:28:59.691
3		1:47.888	30.556	41.766	35.566	257.7	11:30:53.553	3		1:46.044	29.852	41.393	34.799	259.6	11:30:45.735
4		1:54.729	33.229	44.985	36.515	247.7	11:32:48.282	4		1:46.072	29.691	41.226	35.155	260.8	11:32:31.807
5		1:46.140	29.821	41.147	35.172	260.8	11:34:34.422	5		1:50.468 P	29.806	41.364	39.298	258.9	11:34:22.275
6		1:45.907	29.797	41.222	34.888	260.2	11:36:20.329	6		5:11.073	3:51.067	41.897	38.109	181.8	11:39:33.348
7		1:59.044 P	31.867	46.444	40.733	250.5	11:38:19.373	7		1:46.048	29.849	41.256	34.943	258.9	11:41:19.396
8		2:56.162	1:38.926	41.874	35.362	182.7	11:41:15.535	8		1:45.682	29.635	41.114	34.933	259.6	11:43:05.078
9		1:46.640	29.893	41.544	35.203	261.5	11:43:02.175	9		1:51.503 P	29.759	41.973	39.771	260.2	11:44:56.581
10		1:46.642	29.983	41.517	35.142	261.5	11:44:48.817	10		4:30.876	3:09.133	44.565	37.178	180.9	11:49:27.457
11		1:52.440	29.865	46.624	35.951	262.1	11:46:41.257	11		1:54.561	32.515	43.643	38.403	254.7	11:51:22.018
12		1:47.185	30.552	41.513	35.120	260.2	11:48:28.442	12		1:52.404	31.485	44.017	36.902	259.6	11:53:14.422
13		1:47.025	29.812	41.569	35.644	260.2	11:50:15.467	13		2:05.377 P	30.900	44.100	50.377	258.9	11:55:19.799
14		1:53.765 P	31.828	42.126	39.811	229.2	11:52:09.232	14		5:04.542	3:44.281	43.497	36.764	181.8	12:00:24.341
15		4:28.337 P	2:50.453	50.079	47.805	178.8	11:56:37.569	15		1:49.423	31.184	42.372	35.867	255.9	12:02:13.764
16		4:30.484	3:08.427	44.299	37.758	174.1	12:01:08.053	16		2:01.850 P	31.702	43.044	47.104	256.5	12:04:15.614
17		1:52.158	31.390	43.810	36.958	255.3	12:03:00.211	17		8:44.815	7:25.309	42.976	36.530	171.7	12:13:00.429
18		2:01.523 P	30.955	44.568	46.000	257.7	12:05:01.734	18		1:49.439	30.909	42.275	36.255	256.5	12:14:49.868
19		7:32.065	6:09.017	45.048	38.000	164.6	12:12:33.799	19		1:50.736	30.540	44.193	36.003	258.9	12:16:40.604
20		1:52.818	31.485	43.773	37.560	257.1	12:14:26.617	20		1:49.075	30.637	42.384	36.054	259.6	12:18:29.679
21		1:51.467	31.226	43.433	36.808	257.7	12:16:18.084	21		1:50.452	30.703	43.521	36.228	258.9	12:20:20.131
22		1:51.104	30.992	43.181	36.931	258.9	12:18:09.188	22		1:48.781	30.697	42.166	35.918	258.9	12:22:08.912
23		1:51.932	30.928	44.009	36.995	259.6	12:20:01.120	23		1:49.256	30.807	42.280	36.169	258.3	12:23:58.168
24		1:55.693	31.401	44.350	39.942	258.9	12:21:56.813	24		1:48.932	30.487	42.329	36.116	257.7	12:25:47.100
25		1:56.578	31.518	44.474	40.586	258.9	12:23:53.391	25		2:16.184 P	34.054	49.196	52.934	231.2	12:28:03.284
26		1:51.935	31.518	43.468	36.949	254.7	12:25:45.326								
27		2:03.319 P	32.875	46.845	43.599	257.1	12:27:48.645								





Circuit de Barcelona
International GT Open
Free Practice - 2
Lap Analysis



55

Laurent De Meeus

Ferrari 488 GT3 Evo **63**

Benjamin Hites

Lamborghini Huracan GT3 EVO
MY2022

PROAM

Johnny Mowlem

AF Corse

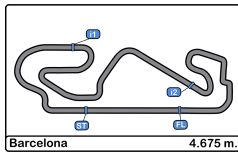
PRO

Leonardo Pulcini

Oregon Team

Lap	D	Time	Sector 1	Sector 2	Sector 3	T. Spd	Elapsed	Lap	D	Time	Sector 1	Sector 2	Sector 3	T. Spd	Elapsed
1		11:27:41.055 P	11:26:10.403	45.688	44.964	170.3	11:27:41.055	1		11:28:23.530	11:26:55.605	48.846	39.079	174.4	11:28:23.530
2		3:21.057	1:54.312	46.765	39.980	175.6	11:31:02.112	2		1:46.815	30.288	41.358	35.169	254.7	11:30:10.345
3		1:52.616	31.472	44.468	36.676	256.5	11:32:54.728	3		1:50.188	30.410	43.362	36.416	257.7	11:32:00.533
4		1:52.077	31.174	43.976	36.927	259.6	11:34:46.805	4		1:46.179	30.080	41.151	34.948	256.5	11:33:46.712
5		1:53.282	31.399	43.574	38.309	258.3	11:36:40.087	5		1:55.077	30.868	46.860	37.349	257.1	11:35:41.789
6		1:55.108	31.100	45.811	38.197	257.1	11:38:35.195	6		1:45.864	29.929	41.083	34.852	255.9	11:37:27.653
7		1:50.238	30.947	42.847	36.444	257.7	11:40:25.433	7		1:58.854 P	29.835	41.192	47.827	256.5	11:39:26.507
8		1:50.508	30.884	43.215	36.409	257.7	11:42:15.941	8		4:39.487	3:21.777	42.017	35.693	181.8	11:44:05.994
9		1:51.082	30.641	42.761	37.680	258.9	11:44:07.023	9		1:45.911	29.949	41.120	34.842	256.5	11:45:51.905
10		1:57.215 P	32.194	43.812	41.209	258.3	11:46:04.238	10		1:44.959	29.712	40.723	34.524	258.3	11:47:36.864
11		4:06.338	2:45.340	44.167	36.831	122.4	11:50:10.576	11		1:50.441 P	30.192	41.454	38.795	258.3	11:49:27.305
12		1:49.698	30.706	42.791	36.201	258.3	11:52:00.274	12		2:56.596	1:38.328	41.820	36.448	178.8	11:52:23.901
13		1:49.110	30.539	42.635	35.936	258.3	11:53:49.384	13		1:46.642	30.114	41.398	35.130	257.1	11:54:10.543
14		1:56.969 P	30.930	43.642	42.397	262.7	11:55:46.353	14		2:11.264 P	30.077	48.766	52.421	257.1	11:56:21.807
15		5:01.873	3:39.622	45.399	36.852	180.6	12:00:48.226	15		3:39.853	2:20.283	42.030	37.540	180.6	12:00:01.660
16		1:47.791	30.577	41.974	35.240	262.7	12:02:36.017	16		1:46.264	30.044	41.188	35.032	255.9	12:01:47.924
17		2:01.477 P	30.305	41.871	49.301	260.2	12:04:37.494	17		1:46.368	29.901	41.290	35.177	256.5	12:03:34.292
18		7:27.769	6:05.469	42.906	39.394	179.4	12:12:05.263	18		2:30.720 P	30.125	1:00.846	59.749	257.1	12:06:05.012
19		1:49.519	31.481	42.419	35.619	259.6	12:13:54.782	19		6:26.329	5:05.744	42.296	38.289	180.0	12:12:31.341
20		1:47.636	30.055	41.953	35.628	259.6	12:15:42.418	20		1:51.174	30.128	41.458	39.588	254.7	12:14:22.515
21		1:47.523	30.087	42.104	35.332	260.2	12:17:29.941	21		1:47.369	30.125	41.569	35.675	257.1	12:16:09.884
22		1:47.535	30.260	41.826	35.449	255.9	12:19:17.476	22		1:53.755	31.682	42.379	39.694	260.8	12:18:03.639
23		1:52.870	30.132	43.852	38.886	260.2	12:21:10.346	23		1:46.945	30.241	41.329	35.375	254.1	12:19:50.584
24		1:50.370	30.356	42.651	37.363	257.7	12:23:00.716	24		1:46.610	30.006	41.312	35.292	256.5	12:21:37.194
25		1:47.239	30.262	41.613	35.364	257.1	12:24:47.955	25		1:52.288	30.379	41.519	40.390	257.7	12:23:29.482
26		1:46.985	30.046	41.603	35.336	257.7	12:26:34.940	26		1:47.986	30.577	41.609	35.800	251.7	12:25:17.468
27		1:53.558 P	30.522	42.925	40.111	257.1	12:28:28.498	27		1:54.802 P	30.128	41.532	43.142	256.5	12:27:12.270





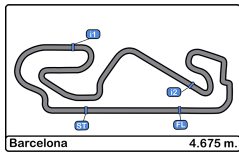
Circuit de Barcelona
International GT Open
Free Practice - 2
Lap Analysis



72							92										
PRO			Nick Moss				McLaren 720 S GT3				PROAM			Ralf Bohn			
PRO			Joe Osborne				Optimum Motorsport				PROAM			Robert Renauer			
Lap	D	Time	Sector 1	Sector 2	Sector 3	T. Spd	Elapsed	Lap	D	Time	Sector 1	Sector 2	Sector 3	T. Spd	Elapsed		
1		11:27:02.163	11:25:41.796	41.292	39.075	180.6	11:27:02.163	1		11:27:34.839	11:25:56.837	55.549	42.453	144.3	11:27:34.839		
2		1:46.273	30.043	41.248	34.982	257.7	11:28:48.436	2		2:05.332	35.864	48.639	40.829	200.3	11:29:40.171		
3		1:45.785	29.850	40.956	34.979	257.7	11:30:34.221	3		1:56.403	33.291	45.555	37.557	227.3	11:31:36.574		
4		1:50.206 P	30.380	41.286	38.540	258.9	11:32:24.427	4		1:52.342	32.112	43.411	36.819	229.2	11:33:28.916		
5		2:48.087	1:30.400	42.200	35.487	173.6	11:35:12.514	5		1:59.666 P	35.986	42.768	40.912	256.5	11:35:28.582		
6		1:53.336	30.140	41.838	41.358	259.6	11:37:05.850	6		2:56.536	1:38.403	42.264	35.869	184.3	11:38:25.118		
7		1:47.580	30.217	41.869	35.494	257.1	11:38:53.430	7		1:52.929 P	30.664	42.246	40.019	256.5	11:40:18.047		
8		1:47.619	30.111	41.880	35.628	257.7	11:40:41.049	8		3:03.999	1:46.928	41.828	35.243	139.3	11:43:22.046		
9		1:47.936	30.286	42.084	35.566	257.7	11:42:28.985	9		1:46.136	29.913	41.365	34.858	260.8	11:45:08.182		
10		1:50.176	30.174	42.246	37.756	258.3	11:44:19.161	10		1:45.785	29.601	41.216	34.968	262.1	11:46:53.967		
11		1:48.654	30.493	42.208	35.953	258.9	11:46:07.815	11		1:46.407	29.684	41.239	35.484	259.6	11:48:40.374		
12		1:49.120	30.326	42.128	36.666	259.6	11:47:56.935	12		1:59.439 P	30.285	45.331	43.823	264.7	11:50:39.813		
13		1:56.562 P	30.211	42.620	43.731	260.2	11:49:53.497	13		9:13.278	7:55.003	42.664	35.611	83.6	11:59:53.091		
14		3:32.599	2:08.816	45.952	37.831	165.3	11:53:26.096	14		1:46.405	29.965	41.217	35.223	258.3	12:01:39.496		
15		2:08.661 P	30.015	41.167	57.479	257.7	11:55:34.757	15		1:46.850	30.166	41.328	35.356	259.6	12:03:26.346		
16		5:04.893	3:45.152	43.728	36.013	182.1	12:00:39.650	16		2:36.939 P	36.168	1:01.733	59.038	260.8	12:06:03.285		
17		1:46.756	30.054	41.395	35.307	257.1	12:02:26.406	17		6:15.909	4:57.461	42.805	35.643	181.5	12:12:19.194		
18		1:56.962 P	29.927	44.236	42.799	258.9	12:04:23.368	18		1:48.531	30.769	42.528	35.234	258.3	12:14:07.725		
19		9:04.446	7:39.899	45.601	38.946	181.8	12:13:27.814	19		1:46.869	30.027	41.574	35.268	257.1	12:15:54.594		
20		1:46.994	30.092	41.489	35.413	257.7	12:15:14.808	20		1:52.712 P	29.907	42.342	40.463	258.3	12:17:47.306		
21		1:47.392	30.100	41.865	35.427	257.1	12:17:02.200	21		2:56.517	1:37.888	42.477	36.152	184.3	12:20:43.823		
22		1:47.404	29.971	41.916	35.517	259.6	12:18:49.604	22		1:48.132	30.548	41.977	35.607	255.3	12:22:31.955		
23		1:52.108	30.406	43.795	37.907	258.9	12:20:41.712	23		1:48.163	30.508	41.957	35.698	256.5	12:24:20.118		
24		1:47.338	30.118	41.754	35.466	258.9	12:22:29.050	24		1:48.580	30.696	41.964	35.920	256.5	12:26:08.698		
25		1:47.539	30.263	41.792	35.484	258.3	12:24:16.589	25		1:59.035 P	30.543	44.090	44.402	257.1	12:28:07.733		
26		1:49.097	30.776	42.222	36.099	258.9	12:26:05.686										
27		1:59.065 P	30.560	42.390	46.115	258.9	12:28:04.751										

77							93										
PRO			Al Faisal Al Zubair				Mercedes AMG GT3 - 2022				AM			Daniel Díaz-Varela			
PRO			Fabian Schiller				GetSpeed Performance				AM			Alex Villanueva			
Lap	D	Time	Sector 1	Sector 2	Sector 3	T. Spd	Elapsed	Lap	D	Time	Sector 1	Sector 2	Sector 3	T. Spd	Elapsed		
1		11:28:53.052	11:27:32.774	44.006	36.272	172.5	11:28:53.052	1		11:28:11.379	11:26:36.997	52.956	41.426	147.7	11:28:11.379		
2		1:48.304	30.052	41.298	36.954	258.9	11:30:41.356	2		1:57.583	33.890	45.304	38.389	210.5	11:30:08.962		
3		1:45.785	29.684	41.019	35.082	258.3	11:32:27.141	3		1:54.280	31.641	45.439	37.200	254.1	11:32:03.242		
4		1:45.007	29.520	40.729	34.758	259.6	11:34:12.148	4		1:50.462	31.247	42.943	36.272	254.7	11:33:53.704		
5		1:45.238	29.630	40.863	34.745	258.9	11:35:57.386	5		2:09.225 P	31.299	43.453	54.473	255.9	11:36:02.929		
6		1:51.109 P	29.615	41.557	39.937	259.6	11:37:48.495	6		3:46.391	2:22.134	46.354	37.903	170.3	11:39:49.320		
7		1:44.407	2:45.910	41.408	36.789	184.6	11:41:52.602	7		1:49.745	30.690	42.524	36.531	257.7	11:41:39.065		
8		1:45.200	29.598	40.770	34.832	258.3	11:43:37.802	8		1:49.106	30.735	42.289	36.082	257.7	11:43:28.171		
9		1:45.320	29.578	40.998	34.744	261.5	11:45:23.122	9		1:49.382	30.471	42.648	36.263	257.7	11:45:17.553		
10		1:49.926 P	29.775	41.314	38.837	260.2	11:47:13.048	10		1:48.651	30.422	42.207	36.022	256.5	11:47:06.204		
11		6:52.543	5:34.137	42.100	36.306	180.3	11:54:05.591	11		1:56.551 P	30.624	43.354	42.573	256.5	11:49:02.755		
12		2:13.717 P	30.714	52.011	50.992	258.9	11:56:19.308	12		8:08.306 P	6:02.056	1:06.193	1:00.057	131.7	11:57:11.061		
13		3:03.235	1:45.905	41.695	35.635	179.4	11:59:22.543	13		2:27.558	1:03.215	45.219	39.124	168.4	11:59:38.619		
14		1:47.066	30.179	41.481	35.406	256.5	12:01:09.609	14		1:54.125	31.732	44.580	37.813	255.3	12:01:32.744		
15		1:47.143	30.145	41.773	35.225	258.9	12:02:56.752	15		1:52.518	31.081	43.783	37.654	258.3	12:03:25.262		
16		2:00.770 P	29.836	42.884	48.050	258.3	12:04:57.522	16		2:36.059 P	35.590	1:02.340	58.129	256.5	12:06:01.321		
17		6:58.665	5:40.983	41.975	35.707	177.9	12:11:56.187	17		6:31.682	5:06.498	44.190	40.994	166.4	12:12:33.003		
18		1:50.402	30.095	41.499	38.508	257.1	12:13:46.289	18		1:52.747	31.448	43.809	37.490	256.5	12:14:25.750		
19		3:04.484	1:44.659	42.281	37.544	182.4	12:16:50.773	19		1:51.182	31.023	43.330	36.829	257.7	12:16:16.932		
20		1:47.419	30.101	41.647	35.671	259.6	12:18:38.192	20		1:50.814	31.094	42.818	36.902	258.3	12:18:07.746		
21		1:49.670	30.099	41.937	37.634	260.2	12:20:27.862	21		3:41.089	31.658	2:31.067	38.364	259.6	12:21:48.835		
22		1:47.078	30.111	41.643	35.324	259.6	12:22:14.940	22		1:51.977	31.009	43.802	37.166	255.9	12:23:40.812		
23		1:47.907	30.018	41.651	36.238	259.6	12:24:02.847	23		1:53.522	30.982	44.946	37.594	257.1	12:25:34.334		
24		1:57.100 P	31.605	43.037	42.458	257.7	12:25:59.947	24		2:26.079 P	42.951	52.205	50.923	158.5	12:28:00.413		





Circuit de Barcelona
International GT Open
Free Practice - 2
Lap Analysis



99

Francesco Guerra

Honda NSX GT3 **133**

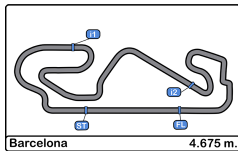
Murat Ruhi Cuhadaroglu

Ferrari 488 GT3 Evo

PRO Jorge Cabezas Nova Race Events PROAM David Fumanelli Kessel Racing

Lap	D	Time	Sector 1	Sector 2	Sector 3	T. Spd	Elapsed	Lap	D	Time	Sector 1	Sector 2	Sector 3	T. Spd	Elapsed
1		11:27:05.159	11:25:41.299	42.978	40.882	176.7	11:27:05.159	1		11:27:28.760	11:26:05.301	45.394	38.065	166.6	11:27:28.760
2		1:48.991	31.069	41.920	36.002	257.7	11:28:54.150	2		1:52.513	32.308	43.742	36.463	258.3	11:29:21.273
3		1:47.975	30.361	41.787	35.827	260.2	11:30:42.125	3		1:47.386	30.128	41.761	35.497	258.9	11:31:08.659
4		1:50.846 P	30.131	41.716	38.969	260.8	11:32:32.941	4		1:46.900	30.024	41.575	35.301	259.6	11:32:55.559
5		3:29.297	2:10.440	41.767	37.090	154.0	11:36:02.238	5		1:52.570 P	30.356	42.473	39.741	261.5	11:34:48.129
6		1:47.484	30.018	41.793	35.673	262.1	11:37:49.722	6		5:00.415	3:39.715	42.184	38.516	176.7	11:39:48.544
7		1:47.826	30.612	41.791	35.423	263.4	11:39:37.548	7		1:47.507	30.185	41.732	35.590	258.9	11:41:36.051
8		1:51.297 P	30.172	41.770	39.355	260.2	11:41:28.845	8		1:47.144	30.006	41.576	35.562	260.2	11:43:23.195
9		3:34.601	2:16.535	41.892	36.174	182.7	11:45:03.446	9		1:53.702 P	31.332	42.344	40.026	260.8	11:45:16.897
10		1:48.177	30.190	42.131	35.856	259.6	11:46:51.623	10		3:16.131	1:55.760	43.654	36.717	161.9	11:48:33.028
11		1:48.386	30.615	41.984	35.787	258.3	11:48:40.009	11		1:50.314	31.189	42.901	36.224	257.7	11:50:23.342
12		1:47.977	30.396	41.706	35.875	260.2	11:50:27.986	12		1:50.061	31.138	42.639	36.284	258.9	11:52:13.403
13		1:48.098	30.235	41.842	36.021	261.5	11:52:16.084	13		1:50.162	30.854	42.744	36.564	258.9	11:54:03.565
14		1:59.132 P	30.775	42.009	46.348	260.2	11:54:15.216	14		2:13.058 P	31.528	52.262	49.268	258.9	11:56:16.623
15		6:12.113	4:50.655	43.414	38.044	180.0	12:00:27.329	15		3:54.065	2:34.122	43.179	36.764	167.4	12:00:10.688
16		1:47.182	30.017	41.417	35.748	260.2	12:02:14.511	16		1:49.960	30.861	42.975	36.124	257.1	12:02:00.648
17		1:59.715 P	30.146	41.533	48.036	263.4	12:04:14.226	17		1:54.830	30.981	42.487	41.362	258.3	12:03:55.478
18		8:07.292	6:47.683	42.762	36.847	181.2	12:12:21.518	18		3:02.320 P	43.433	1:20.920	57.967	197.8	12:06:57.798
19		4:49.656	30.502	42.518	36.636	259.6	12:14:11.174	19		5:24.868	4:02.751	44.789	37.328	175.8	12:12:22.666
20		1:51.013 P	30.010	41.433	39.570	260.2	12:16:02.187	20		1:51.320	30.901	42.865	37.554	258.3	12:14:13.986
21		3:41.834	2:24.398	41.740	35.696	170.3	12:19:44.021	21		1:50.909	31.611	42.814	36.484	258.9	12:16:04.895
22		1:49.276	30.124	41.745	37.407	258.9	12:21:33.297	22		1:50.057	31.006	42.604	36.447	259.6	12:17:54.952
23		1:48.220	30.170	41.686	36.364	258.9	12:23:21.517	23		1:56.308 P	30.514	42.458	43.336	259.6	12:19:51.260
24		1:46.317	29.960	40.973	35.384	259.6	12:25:07.834	24		3:18.033	1:48.760	49.813	39.460	177.6	12:23:09.293
25		1:55.721 P	29.998	41.807	43.916	259.6	12:27:03.555	25		1:44.784	29.481	40.668	34.635	258.9	12:24:54.077
								26		1:45.022	29.449	40.907	34.666	260.2	12:26:39.099
								27		2:08.309 P	32.426	45.423	50.460	259.6	12:28:47.408





Circuit de Barcelona
International GT Open
Free Practice - 2
Lap Analysis



182 Willem Van der Vorm Ferrari 488 GT3 Evo MY 2020 **786** Kiki Sak Nana Mercedes AMG GT3 - 2022

PROAM Michele Rugolo AF Corse AM* Axel Blom GetSpeed Performance

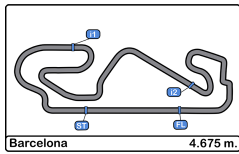
Lap	D	Time	Sector 1	Sector 2	Sector 3	T. Spd	Elapsed	Lap	D	Time	Sector 1	Sector 2	Sector 3	T. Spd	Elapsed
1		11:29:09.671 P	11:27:39.936	46.582	43.153	122.0	11:29:09.671	1		11:27:40.975	11:26:14.831	47.297	38.847	180.9	11:27:40.975
2		3:01.405	1:40.406	43.472	37.527	178.8	11:32:11.076	2		1:51.293	30.804	43.028	37.461	255.3	11:29:32.268
3		1:51.171	30.722	43.124	37.325	257.7	11:34:02.247	3		1:49.023	30.439	42.512	36.072	257.1	11:31:21.291
4		1:50.605	30.719	42.976	36.910	257.1	11:35:52.852	4		1:48.281	30.288	42.114	35.879	257.7	11:33:09.572
5		1:55.672	31.480	46.334	37.858	258.3	11:37:48.524	5		1:48.967	30.508	42.197	36.262	257.7	11:34:58.539
6		1:52.303	32.115	43.133	37.055	240.5	11:39:40.827	6		1:54.801 P	30.832	42.330	41.639	251.1	11:36:53.340
7		1:50.644	30.571	43.124	36.949	258.9	11:41:31.471	7		12:37.949	11:15.938	42.590	39.421	147.9	11:49:31.289
8		1:50.408	30.815	42.838	36.755	258.3	11:43:21.879	8		1:49.218	30.558	42.378	36.282	257.7	11:51:20.507
9		1:57.862 P	32.217	43.964	41.681	240.5	11:45:19.741	9		1:49.130	30.297	41.999	36.834	257.7	11:53:09.637
10		3:30.106	2:12.174	42.136	35.796	185.2	11:48:49.847	10		1:59.430 P	30.241	42.067	47.122	258.3	11:55:09.067
11		1:47.054	30.004	41.607	35.443	259.6	11:50:36.901	11		5:48.775	4:26.471	43.920	38.384	180.3	12:00:57.842
12		1:56.236 P	29.965	41.606	44.665	260.2	11:52:33.137	12		1:54.145	31.372	44.786	37.987	255.9	12:02:51.987
13		4:39.960 P	2:33.410	1:05.589	1:00.961	183.6	11:57:13.097	13		2:01.910 P	31.135	44.919	45.856	254.1	12:04:53.897
14		2:16.762	58.029	41.667	37.066	184.9	11:59:29.859	14		7:10.545	5:47.582	43.895	39.068	178.8	12:12:04.442
15		1:45.970	29.847	41.097	35.026	259.6	12:01:15.829	15		1:53.612	32.026	43.863	37.723	250.5	12:13:58.054
16		1:53.804	29.737	46.565	37.502	261.5	12:03:09.633	16		1:52.569	31.254	43.934	37.381	255.9	12:15:50.623
17		2:08.497 P	29.760	46.255	52.482	259.6	12:05:18.130	17		1:54.170	30.958	45.010	38.202	257.1	12:17:44.793
18		8:32.384	7:12.329	43.062	36.993	174.7	12:13:50.514	18		1:51.278	30.842	43.167	37.269	257.1	12:19:36.071
19		1:58.449	33.037	44.850	40.562	257.7	12:15:48.963	19		1:54.374	30.848	46.300	37.223	255.9	12:21:30.442
20		1:50.298	30.544	42.952	36.802	259.6	12:17:39.261	20		1:52.277	30.697	43.350	38.230	255.9	12:23:22.719
21		1:49.308	30.396	42.499	36.413	259.6	12:19:28.569	21		1:50.593	30.889	43.032	36.672	257.7	12:25:13.312
22		2:06.619	34.056	52.025	40.538	258.9	12:21:35.188	22		1:56.905 P	30.722	43.425	42.758	255.9	12:27:10.217
23		1:56.726	32.010	44.436	40.280	258.3	12:23:31.914								
24		1:50.008	30.799	42.610	36.599	258.3	12:25:21.922								
25		1:49.813	30.565	42.411	36.837	258.9	12:27:11.735								
26		2:20.162 P	43.059	53.316	43.787	257.7	12:29:31.897								

777 Marcin Jedlinski Audi R8 GT3 Evo 2 **911** Sébastien Baud Mercedes AMG GT3 - 2022

PROAM Karol Basz Olimp Racing PRO Steve Jans GetSpeed Performance

Lap	D	Time	Sector 1	Sector 2	Sector 3	T. Spd	Elapsed	Lap	D	Time	Sector 1	Sector 2	Sector 3	T. Spd	Elapsed
1		11:26:54.468	11:25:37.804	41.557	35.107	175.0	11:26:54.468	1		11:28:09.396	11:26:49.440	43.183	36.773	172.2	11:28:09.396
2		1:45.930	29.797	41.274	34.859	261.5	11:28:40.398	2		1:46.400	29.963	41.206	35.231	255.9	11:29:55.796
3		1:45.996	29.915	41.157	34.924	263.4	11:30:26.394	3		1:46.933	29.744	41.173	36.016	257.7	11:31:42.729
4		1:52.845 P	30.331	42.062	40.452	262.1	11:32:19.239	4		1:46.487	29.809	41.168	35.510	257.7	11:33:29.216
5		3:42.077	2:25.548	41.547	34.982	183.9	11:36:01.316	5		1:45.991	29.902	41.006	35.083	258.9	11:35:15.207
6		1:47.208	30.105	41.562	35.541	264.7	11:37:48.524	6		1:45.744	29.676	41.021	35.047	258.3	11:37:00.951
7		1:45.997	29.764	41.166	35.067	262.7	11:39:34.521	7		1:45.563	29.696	41.008	34.859	258.9	11:38:46.514
8		1:50.470 P	29.861	41.331	39.278	266.6	11:41:24.991	8		1:50.961 P	29.833	41.382	39.746	258.3	11:40:37.475
9		4:30.339	3:13.294	41.807	35.238	183.6	11:45:55.330	9		2:32.533	2:14.174	42.035	36.324	180.3	11:44:10.008
10		1:46.137	29.814	41.153	35.170	264.0	11:47:41.467	10		1:50.976	31.105	43.933	35.938	257.7	11:46:00.984
11		1:52.660 P	29.914	41.714	41.032	264.0	11:49:34.127	11		1:47.917	30.290	41.778	35.849	257.1	11:47:48.901
12		6:15.139 P	4:46.706	47.592	40.841	175.0	11:55:49.266	12		1:47.474	30.355	41.663	35.456	257.1	11:49:36.375
13		3:56.307	2:33.728	42.881	39.698	180.6	11:59:45.573	13		1:47.018	30.090	41.439	35.489	258.3	11:51:23.393
14		1:49.263	30.606	42.434	36.223	261.5	12:01:34.836	14		1:47.866	30.207	42.037	35.622	260.2	11:53:11.259
15		1:49.114	30.367	42.502	36.245	263.4	12:03:23.950	15		2:05.052 P	31.239	41.458	52.355	259.6	11:55:16.311
16		2:33.091 P	31.163	1:04.031	57.897	262.1	12:05:57.041	16		4:19.430	2:58.012	42.501	38.917	183.0	11:59:35.741
17		7:11.315	5:49.640	43.205	38.470	176.4	12:13:08.356	17		1:47.826	30.259	41.786	35.781	257.7	12:01:23.567
18		1:50.514	31.483	42.836	36.195	263.4	12:14:58.870	18		1:47.476	30.162	41.706	35.608	257.7	12:03:11.043
19		1:48.486	30.323	42.119	36.044	263.4	12:16:47.356	19		2:43.355 P	30.443	1:15.286	57.626	259.6	12:05:54.398
20		1:47.947	30.123	42.035	35.789	262.7	12:18:35.303	20		6:10.140	4:49.268	42.677	38.195	183.0	12:12:04.538
21		1:49.721	30.296	43.328	36.097	264.0	12:20:25.024	21		1:48.215	30.981	41.776	35.458	255.3	12:13:52.753
22		1:48.207	30.286	42.050	35.871	264.0	12:22:13.231	22		1:47.124	30.203	41.554	35.367	258.3	12:15:39.877
23		1:54.331 P	30.103	42.033	42.195	262.7	12:24:07.562	23		1:47.064	30.082	41.564	35.415	257.7	12:17:26.938
								24		1:46.745	30.099	41.419	35.197	258.9	12:19:13.653
								25		1:53.449 P	30.027	42.656	40.766	258.9	12:21:07.102
								26		3:52.430 P	2:27.319	41.799	43.312	183.9	12:24:59.532





Circuit de Barcelona
International GT Open
Free Practice - 2
Lap Analysis



007

Pascal Bachmann

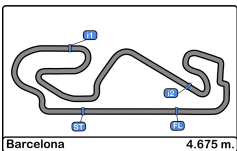
Aston Martin GT3 AMR MY2019

AM

Street Art Racing

Lap	D	Time	Sector 1	Sector 2	Sector 3	T. Spd	Elapsed
1		11:27:36.775	11:25:59.006	54.845	42.924	129.4	11:27:36.775
2		2:07.312	39.663	48.578	39.071	126.3	11:29:44.087
3		2:00.494	36.685	45.094	38.715	212.1	11:31:44.581
4		1:50.853	31.022	43.397	36.434	256.5	11:33:35.434
5		1:57.237 P	31.148	43.466	42.623	258.3	11:35:32.671
6		2:56.692	1:37.417	43.047	36.228	181.8	11:38:29.363
7		1:49.229	30.659	42.529	36.041	255.9	11:40:18.592
8		1:48.972	30.656	42.388	35.928	258.3	11:42:07.564
9		1:49.002	30.643	42.292	36.067	258.3	11:43:56.566
10		1:50.099	30.543	42.469	37.087	258.9	11:45:46.665
11		1:49.359	30.652	42.350	36.357	258.3	11:47:36.024
12		1:52.065	31.023	43.963	37.079	257.7	11:49:28.089
13		1:49.737	31.026	42.540	36.171	260.8	11:51:17.826
14		1:49.174	30.700	42.438	36.036	257.7	11:53:07.000
15		1:56.346 P	30.676	42.456	43.214	258.3	11:55:03.346
16		18:27.351	17:04.863	44.906	37.582	175.3	12:13:30.697
17		1:51.638	31.505	43.242	36.891	257.1	12:15:22.335
18		1:52.690	31.229	44.181	37.280	257.7	12:17:15.025
19		1:50.192	30.994	42.798	36.400	258.3	12:19:05.217
20		1:55.657	31.278	44.978	39.401	257.7	12:21:00.874
21		1:56.297 P	31.521	43.346	41.430	257.7	12:22:57.171
22		3:08.048	1:48.100	43.220	36.728	164.1	12:26:05.219
23		2:06.109 P	33.516	47.561	45.032	236.8	12:28:11.328



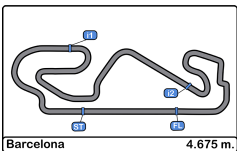


Circuito de Barcelona
International GT Open
Free Practice - 2
Best Sectors Results



Sector - 1				Sector - 2				Sector - 3				Ideal Lap vs Best Lap				
Clas	Nº	Driver	Time	Nº	Driver	Time	Nº	Driver	Time	Clas	Nº	Driver	Ideal Lap	Best Lap	Clas	
1	24	Bachler - Cazzaniga	29.439	133	Cuhadaroglu - Fumanelli	40.668	63	Hites - Pulcini	34.524	1	133	Cuhadaroglu - Fumanelli	1:44.752	1:44.784	1	
2	133	Cuhadaroglu - Fumanelli	29.449	63	Hites - Pulcini	40.723	24	Bachler - Cazzaniga	34.561	2	24	Bachler - Cazzaniga	1:44.837	1:45.237	4	
3	77	Al Zubair - Schiller	29.520	77	Al Zubair - Schiller	40.729	5	Jedlinski - Korzeniowski	34.594	3	63	Hites - Pulcini	1:44.959	1:44.959	2	
4	92	Bohn - Renauer	29.601	24	Bachler - Cazzaniga	40.837	133	Cuhadaroglu - Fumanelli	34.635	4	77	Al Zubair - Schiller	1:44.993	1:45.007	3	
5	54	Müller - Mettler	29.635	72	Moss - Osborne	40.956	4	Benyahia - Hutchison	34.728	5	5	Jedlinski - Korzeniowski	1:45.274	1:45.425	5	
6	5	Jedlinski - Korzeniowski	29.637	99	Guerra - Cabezas	40.973	77	Al Zubair - Schiller	34.744	6	911	Baud - Jans	1:45.541	1:45.563	6	
7	911	Baud - Jans	29.676	911	Baud - Jans	41.006	19	Gilardoni - Van Berlo	34.793	7	54	Müller - Mettler	1:45.548	1:45.682	7	
8	3	Steiner - Hofer	29.682	4	Benyahia - Hutchison	41.016	54	Müller - Mettler	34.799	8	4	Benyahia - Hutchison	1:45.579	1:45.758	8	
9	63	Hites - Pulcini	29.712	5	Jedlinski - Korzeniowski	41.043	33	Scholze - Valente	34.856	9	33	Scholze - Valente	1:45.648	1:45.818	11	
10	33	Scholze - Valente	29.722	19	Gilardoni - Van Berlo	41.067	92	Bohn - Renauer	34.858	10	19	Gilardoni - Van Berlo	1:45.648	1:45.850	12	
11	182	Van der Vorm - Rugolo	29.737	33	Scholze - Valente	41.070	911	Baud - Jans	34.859	11	92	Bohn - Renauer	1:45.675	1:45.785	10	
12	15	Sager - Mardini	29.753	182	Van der Vorm - Rugolo	41.097	777	Jedlinski - Basz	34.859	12	3	Steiner - Hofer	1:45.728	1:45.955	15	
13	18	Juffali - Christodoulou	29.756	54	Müller - Mettler	41.114	44	Gilbert - Rueda	34.888	13	777	Jedlinski - Basz	1:45.776	1:45.930	14	
14	777	Jedlinski - Basz	29.764	3	Steiner - Hofer	41.118	3	Steiner - Hofer	34.928	14	72	Moss - Osborne	1:45.785	1:45.785	9	
15	19	Gilardoni - Van Berlo	29.788	18	Juffali - Christodoulou	41.119	72	Moss - Osborne	34.979	15	44	Gilbert - Rueda	1:45.832	1:45.907	13	
16	44	Gilbert - Rueda	29.797	44	Gilbert - Rueda	41.147	182	Van der Vorm - Rugolo	35.026	16	182	Van der Vorm - Rugolo	1:45.860	1:45.970	16	
17	4	Benyahia - Hutchison	29.835	777	Jedlinski - Basz	41.153	18	Juffali - Christodoulou	35.176	17	18	Juffali - Christodoulou	1:46.051	1:46.495	18	
18	72	Moss - Osborne	29.850	92	Bohn - Renauer	41.216	15	Sager - Mardini	35.209	18	99	Guerra - Cabezas	1:46.317	1:46.317	17	
19	99	Guerra - Cabezas	29.960	11	Earle - Zanotti	41.381	25	Hrachowina - Konrad	35.216	19	15	Sager - Mardini	1:46.585	1:46.759	19	
20	11	Earle - Zanotti	30.007	25	Hrachowina - Konrad	41.510	55	De Meeus - Mowlem	35.240	20	11	Earle - Zanotti	1:46.842	1:47.124	22	
21	55	De Meeus - Mowlem	30.046	55	De Meeus - Mowlem	41.603	99	Guerra - Cabezas	35.384	21	25	Hrachowina - Konrad	1:46.845	1:46.845	20	
22	25	Hrachowina - Konrad	30.119	15	Sager - Mardini	41.623	8	Giuseppe Cipriani	35.409	22	55	De Meeus - Mowlem	1:46.889	1:46.985	21	
23	786	Kiki - Blom	30.241	786	Kiki - Blom	41.999	11	Earle - Zanotti	35.454	23	8	Giuseppe Cipriani	1:47.824	1:47.835	23	
24	8	Giuseppe Cipriani	30.416	8	Giuseppe Cipriani	41.999	786	Kiki - Blom	35.879	24	786	Kiki - Blom	1:48.119	1:48.281	24	
25	93	Díaz-Varela - Villanueva	30.422	93	Díaz-Varela - Villanueva	42.207	007	Pascal Bachmann	35.928	25	93	Díaz-Varela - Villanueva	1:48.651	1:48.651	25	
26	007	Pascal Bachmann	30.543	007	Pascal Bachmann	42.292	93	Díaz-Varela - Villanueva	36.022	26	007	Pascal Bachmann	1:48.763	1:48.972	26	



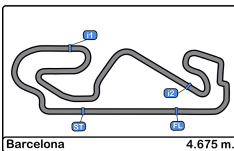


Circuito de Barcelona
International GT Open
Free Practice - 2
Best 5 Lap Times



Cl	N°	Entrant/Team	Nat	Driver 1	Nat	Driver 2	Nat	Vehicle	Cat	Cl	Best 1		Best 2		Best 3		Best 4		Best 5	
											Time	Lap	Time	Lap	Time	Lap	Time	Lap	Time	Lap
1	133	Kessel Racing	CHN	Murat Ruhi Cuhadaroglu	TUR	David Fumanelli	ITA	Ferrari 488 GT3 Evo	PROAM	1	1:44.784	25	1:45.022	26	1:46.900	4	1:47.144	8	1:47.386	3
2	63	Oregon Team	ITA	Benjamin Hites	CHL	Leonardo Pulcini	ITA	Lamborghini Huracan GT3 EVO MY2022	PRO	1	1:44.959	10	1:45.864	6	1:45.911	9	1:46.179	4	1:46.368	17
3	77	GetSpeed Performance	DEU	Al Faisal Al Zubair	OMA	Fabian Schiller	DEU	Mercedes AMG GT3 - 2022	PRO	2	1:45.007	4	1:45.200	8	1:45.238	5	1:45.785	3	1:47.066	14
4	24	Dinamic Motorsport	ITA	Klaus Bachler	AUT	Riccardo Cazzaniga	ITA	Porsche 991 GT3 R 2019	PRO	3	1:45.237	22	1:45.401	21	1:46.166	10	1:46.293	5	1:46.367	11
5	5	Olimp Racing	POL	Stanislaw Jedlinski	POL	Krystian Korzeniowski	POL	Ferrari 488 GT3 MY 2021	AM	1	1:45.425	10	1:46.496	4	1:48.063	7	1:51.953	2	1:52.513	11
6	911	GetSpeed Performance	DEU	Sébastien Baud	FRA	Steve Jans	LUX	Mercedes AMG GT3 - 2022	PRO	4	1:45.563	7	1:45.991	5	1:46.400	2	1:46.487	4	1:46.933	3
7	54	SPS Automotive Performance	DEU	Dexter Müller	CHE	Yannick Mettler	CHE	Mercedes AMG GT3 - 2020	PROAM	2	1:45.682	8	1:46.044	3	1:46.048	7	1:46.072	4	1:46.421	2
8	4	Optimum Motorsport	GBR	Michaël Benyahia	MAR	Finlay Hutchison	GBR	McLaren 720 S GT3	PRO	5	1:45.758	3	1:45.991	6	1:46.041	5	1:46.569	4	1:46.969	9
9	72	Optimum Motorsport	GBR	Nick Moss	GBR	Joe Osborne	GBR	McLaren 720 S GT3	PRO	6	1:45.785	3	1:46.273	2	1:46.756	17	1:47.338	24	1:47.392	21
10	92	Herberth Motorsport	DEU	Ralf Bohn	DEU	Robert Renauer	DEU	Porsche 911 GT3R	PROAM	3	1:45.785	10	1:46.136	9	1:46.405	14	1:46.407	11	1:46.850	15
11	33	Team GT	DEU	Florian Scholze	DEU	Alain Valente	CHE	Mercedes AMG GT3 EVO - 2021	PROAM	4	1:45.818	9	1:45.830	10	1:46.133	13	1:46.289	6	1:46.339	3
12	19	Oregon Team	ITA	Kevin Gilardoni	CHE	Glenn Van Berlo	NLD	Lamborghini Huracan GT3 EVO MY2022	PRO	7	1:45.850	4	1:46.124	22	1:46.335	24	1:46.346	21	1:46.520	8
13	44	Greystone GT	GBR	Andrew Gilbert	GBR	Fran Rueda	ESP	McLaren 720 S GT3	PROAM	5	1:45.907	6	1:46.140	5	1:46.640	9	1:46.642	10	1:47.025	13
14	777	Olimp Racing	POL	Marcin Jedlinski	POL	Karol Basz	POL	Audi R8 GT3 Evo 2	PROAM	6	1:45.930	2	1:45.996	3	1:46.137	10	1:47.208	6	1:48.207	22
15	3	Aust Motorsport	DEU	Dino Steiner	DEU	Max Hofer	AUT	Audi R8 LMS GT3 evo II	PROAM	7	1:45.955	5	1:45.991	7	1:46.036	4	1:46.073	10	1:46.303	3
16	182	AF Corse	ITA	Willem Van der Vorm	NLD	Michele Rugolo	ITA	Ferrari 488 GT3 Evo MY 2020	PROAM	8	1:45.970	15	1:47.054	11	1:49.308	21	1:49.813	25	1:50.008	24
17	99	Nova Race Events	ITA	Francesco Guerra	ITA	Jorge Cabezas	ESP	Honda NSX GT3	PRO	8	1:46.317	24	1:47.182	16	1:47.484	6	1:47.826	7	1:47.975	3
18	18	Theeba Motorsport	SAU	Reema Juffali	SAU	Adam Christodoulou	GBR	Mercedes AMG GT3 - 2022	PROAM*	9	1:46.495	10	1:47.650	20	1:47.835	21	1:47.955	24	1:48.007	19
19	15	Dinamic Motorsport	ITA	Philipp Sager	AUT	Bashar Mardini	CAN	Porsche 991 GT3 R 2019	AM	2	1:46.759	18	1:46.969	17	1:47.288	2	1:47.504	3	1:47.654	6
20	25	Mann Filter Team Landgraf	DEU	Alexander Hrachowina	AUT	Martin Konrad	AUT	Mercedes AMG GT3 EVO - 2021	AM	3	1:46.845	7	1:47.246	6	1:47.317	5	1:47.512	4	1:47.526	3
21	55	AF Corse	ITA	Laurent De Meeus	BEL	Johnny Mowlem	GBR	Ferrari 488 GT3 Evo	PROAM	10	1:46.985	26	1:47.239	25	1:47.523	21	1:47.535	22	1:47.636	20
22	11	Kessel Racing	CHE	Stephen Earle	USA	Erwin Zanotti	ITA	Ferrari 488 GT3 Evo	AM	4	1:47.124	4	1:47.181	5	1:47.684	6	1:48.065	3	1:48.940	2
23	8	Il Barone Rampante	ITA	Giuseppe Cipriani	ITA		ITA	Lamborghini Huracan GT3 EVO	AM	5	1:47.835	22	1:48.109	6	1:48.300	23	1:48.356	18	1:48.398	5
24	786	GetSpeed Performance	DEU	Kiki Sak Nana	FIN	Axel Blom	FIN	Mercedes AMG GT3 - 2022	AM*	6	1:48.281	4	1:48.967	5	1:49.023	3	1:49.130	9	1:49.218	8
25	93	Baporo Motorsport	ESP	Daniel Díaz-Varela	ESP	Alex Villanueva	ESP	Mercedes AMG GT3	AM	7	1:48.651	10	1:49.106	8	1:49.382	9	1:49.745	7	1:50.462	4
26	007	Street Art Racing	BEL	Pascal Bachmann	CHE		CHE	Aston Martin GT3 AMR MY2019	AM	8	1:48.972	8	1:49.002	9	1:49.174	14	1:49.359	11	1:49.737	13



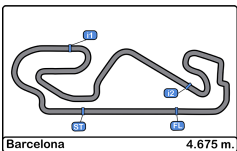


Circuito de Barcelona
International GT Open
Free Practice - 2
Best 5 Top Speeds



Cl	N°	Entrant/Team	Nat	Driver 1	Nat	Driver 2	Nat	Vehicle	Cat	Cl	Top 1		Top 2		Top 3		Top 4		Top 5		Avg
											Km/h	Lap	Km/h	Lap	Km/h	Lap	Km/h	Lap	Km/h	Lap	
1	777	Olimp Racing	POL	Marcin Jedlinski	POL	Karol Basz	POL	Audi R8 GT3 Evo 2	PROAM	1	266.6	8	264.7	6	264.0	10	264.0	11	264.0	21	264.7
2	92	Herberth Motorsport	DEU	Ralf Bohn	DEU	Robert Renauer	DEU	Porsche 911 GT3R	PROAM	2	264.7	12	262.1	10	260.8	9	260.8	16	259.6	11	261.6
3	99	Nova Race Events	ITA	Francesco Guerra	ITA	Jorge Cabezas	ESP	Honda NSX GT3	PRO	1	263.4	7	263.4	17	262.1	6	261.5	13	260.8	4	262.2
4	55	AF Corse	ITA	Laurent De Meeus	BEL	Johnny Mowlem	GBR	Ferrari 488 GT3 Evo	PROAM	3	262.7	14	262.7	16	260.2	17	260.2	21	260.2	23	261.2
5	44	Greystone GT	GBR	Andrew Gilbert	GBR	Fran Rueda	ESP	McLaren 720 S GT3	PROAM	4	262.1	11	261.5	9	261.5	10	260.8	5	260.2	6	261.2
6	5	Olimp Racing	POL	Stanislaw Jedlinski	POL	Krystian Korzeniowski	POL	Ferrari 488 GT3 MY 2021	AM	1	261.5	8	260.8	5	260.8	11	260.2	4	260.2	10	260.7
7	24	Dinamic Motorsport	ITA	Klaus Bachler	AUT	Riccardo Cazzaniga	ITA	Porsche 991 GT3 R 2019	PRO	2	261.5	10	261.5	11	261.5	22	260.8	4	260.8	6	261.2
8	77	GetSpeed Performance	DEU	Al Faisal Al Zubair	OMN	Fabian Schiller	DEU	Mercedes AMG GT3 - 2022	PRO	3	261.5	9	260.2	10	260.2	21	259.6	4	259.6	6	260.2
9	133	Kessel Racing	CHE	Murat Ruhi Cuhadaroglu	TUR	David Fumanelli	ITA	Ferrari 488 GT3 Evo	PROAM	5	261.5	5	260.8	9	260.2	8	260.2	26	259.6	4	260.4
10	182	AF Corse	ITA	Willem Van der Vorm	NLD	Michele Rugolo	ITA	Ferrari 488 GT3 Evo MY 2020	PROAM	6	261.5	16	260.2	12	259.6	11	259.6	15	259.6	17	260.1
11	54	SPS Automotive Performance	DEU	Dexter Müller	CHE	Yannick Mettler	CHE	Mercedes AMG GT3 - 2020	PROAM	7	260.8	4	260.2	9	259.6	3	259.6	8	259.6	12	259.9
12	63	Oregon Team	ITA	Benjamin Hites	DNL	Leonardo Pulcini	ITA	Lamborghini Huracan GT3 EVO MY2022	PRO	4	260.8	22	258.3	10	258.3	11	257.7	3	257.7	25	258.6
13	007	Street Art Racing	BEL	Pascal Bachmann	CHE			Aston Martin GT3 AMR MY2019	AM	2	260.8	13	258.9	10	258.3	5	258.3	8	258.3	9	258.9
14	3	Aust Motorsport	DEU	Dino Steiner	DEU	Max Hofer	AUT	Audi R8 LMS GT3 evo II	PROAM	8	260.2	5	258.9	6	258.9	8	258.3	4	258.3	11	258.9
15	15	Dinamic Motorsport	ITA	Philipp Sager	AUT	Bashar Mardini	CAN	Porsche 991 GT3 R 2019	AM	3	260.2	19	258.9	2	258.9	3	258.9	5	258.9	7	259.2
16	72	Optimum Motorsport	GBR	Nick Moss	GBR	Joe Osborne	GBR	McLaren 720 S GT3	PRO	5	260.2	13	259.6	6	259.6	12	259.6	22	258.9	4	259.6
17	911	GetSpeed Performance	DEU	Sébastien Baud	FRA	Steve Jans	LUX	Mercedes AMG GT3 - 2022	PRO	6	260.2	14	259.6	15	259.6	19	258.9	5	258.9	7	259.4
18	4	Optimum Motorsport	GBR	Michaël Benyahia	MAR	Finlay Hutchison	GBR	McLaren 720 S GT3	PRO	7	259.6	10	258.9	5	258.9	6	258.9	9	258.3	13	258.9
19	11	Kessel Racing	CHE	Stephen Earle	USA	Erwin Zanotti	ITA	Ferrari 488 GT3 Evo	AM	4	259.6	7	259.6	9	258.9	6	258.3	4	258.3	5	258.9
20	33	Team GT	DEU	Florian Scholze	CHE	Alain Valente	CHE	Mercedes AMG GT3 EVO - 2021	PROAM	9	259.6	14	258.9	12	258.3	11	258.3	13	258.3	22	258.7
21	93	Baporo Motorsport	ESP	Daniel Díaz-Varela	ESP	Alex Villanueva	ESP	Mercedes AMG GT3	AM	5	259.6	21	258.3	15	258.3	20	257.7	7	257.7	8	258.3
22	18	Theeba Motorsport	SAU	Reema Juffali	SAU	Adam Christodoulou	GBR	Mercedes AMG GT3 - 2022	PROAM*	10	258.9	21	258.3	6	258.3	7	258.3	10	258.3	22	258.4
23	8	Il Barone Rampante	ITA	Giuseppe Cipriani	ITA			Lamborghini Huracan GT3 EVO	AM	6	258.3	19	257.1	21	256.5	10	255.9	20	255.3	3	256.6
24	19	Oregon Team	ITA	Kevin Gilardoni	CHE	Glenn Van Berlo	NLD	Lamborghini Huracan GT3 EVO MY2022	PRO	8	258.3	15	257.7	9	257.1	11	257.1	14	256.5	5	257.3
25	786	GetSpeed Performance	DEU	Kiki Sak Nana	THA	Axel Blom	FIN	Mercedes AMG GT3 - 2022	AM*	7	258.3	10	257.7	4	257.7	5	257.7	8	257.7	9	257.8
26	25	Mann Filter Team Landgraf	DEU	Alexander Hrachowina	AUT	Martin Konrad	AUT	Mercedes AMG GT3 EVO - 2021	AM	8	257.1	7	257.1	12	257.1	13	257.1	14	257.1	15	257.1





Circuito de Barcelona

International GT Open

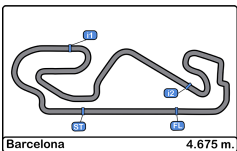
Free Practice - 2

Fastest Laps Sequence



Lap	Time of Day	Session Time	Nº	Entrant/Team	Nat	Driver 1	Nat	Driver 2	Nat	Vehicle	Cat	Time	Km/h
2	11:28:40.398	3:40.398	777	Olimp Racing		Marcin Jedlinski		Karol Basz		Audi R8 GT3 Evo 2	PROAM	1:45.930	158.8
3	11:30:34.221	5:34.221	72	Optimum Motorsport		Nick Moss		Joe Osborne		McLaren 720 S GT3	PRO	1:45.785	159.0
3	11:33:22.715	8:22.715	4	Optimum Motorsport		Michaël Benyahia		Finlay Hutchison		McLaren 720 S GT3	PRO	1:45.758	159.1
4	11:34:12.148	9:12.148	77	GetSpeed Performance		Al Faisal Al Zubair		Fabian Schiller		Mercedes AMG GT3 - 2022	PRO	1:45.007	160.2
10	11:47:36.864	22:36.864	63	Oregon Team		Benjamin Hites		Leonardo Pulcini		Lamborghini Huracan GT3 EVO MY2022	PRO	1:44.959	160.3
25	12:24:54.077	59:54.077	133	Kessel Racing		Murat Ruhi Cuhadaroglu		David Fumanelli		Ferrari 488 GT3 Evo	PROAM	1:44.784	160.6





Circuito de Barcelona

International GT Open

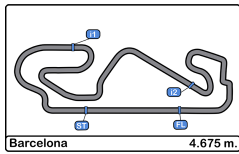
Free Practice - 2

Event Best Maximum Speed



Nº	Entrant/Team	Nat	Driver 1	Nat	Driver 2	Nat	Vehicle	Cat	Km/h	Session
777	Olimp Racing	POL	Marcin Jedlinski	POL	Karol Basz	POL	Audi R8 GT3 Evo 2	PROAM	266.6	Free Practice - 2
92	Herberth Motorsport	DEU	Ralf Bohn	DEU	Robert Renauer	DEU	Porsche 911 GT3R	PROAM	264.7	Free Practice - 2
99	Nova Race Events	ITA	Francesco Guerra	ITA	Jorge Cabezas	ESP	Honda NSX GT3	PRO	263.4	Free Practice - 2
55	AF Corse	ITA	Laurent De Meeus	BEL	Johnny Mowlem	GBR	Ferrari 488 GT3 Evo	PROAM	262.7	Free Practice - 2
44	Greystone GT	GBR	Andrew Gilbert	GBR	Fran Rueda	ESP	McLaren 720 S GT3	PROAM	262.1	Free Practice - 2
133	Kessel Racing	CHE	Murat Ruhi Cuhadaroglu	TUR	David Fumanelli	ITA	Ferrari 488 GT3 Evo	PROAM	261.5	Free Practice - 2
5	Olimp Racing	POL	Stanislav Jedlinski	POL	Krystian Korzeniowski	POL	Ferrari 488 GT3 MY 2021	AM	261.5	Free Practice - 2
77	GetSpeed Performance	DEU	Al Faisal Al Zubair	OMN	Fabian Schiller	DEU	Mercedes AMG GT3 - 2022	PRO	261.5	Free Practice - 2
24	Dinamic Motorsport	ITA	Klaus Bachler	AUT	Riccardo Cazzaniga	ITA	Porsche 991 GT3 R 2019	PRO	261.5	Free Practice - 2
182	AF Corse	ITA	Willem Van der Vorm	NLD	Michele Rugolo	ITA	Ferrari 488 GT3 Evo MY 2020	PROAM	261.5	Free Practice - 2
54	SPS Automotive Performance	DEU	Dexter Müller	CHE	Yannick Mettler	CHE	Mercedes AMG GT3 - 2020	PROAM	260.8	Free Practice - 2
007	Street Art Racing	BEL	Pascal Bachmann	CHE		CHE	Aston Martin GT3 AMR MY2019	AM	260.8	Free Practice - 2
63	Oregon Team	ITA	Benjamin Hites	CHL	Leonardo Pulcini	ITA	Lamborghini Huracan GT3 EVO MY2022	PRO	260.8	Free Practice - 2
3	Aust Motorsport	DEU	Dino Steiner	DEU	Max Hofer	AUT	Audi R8 LMS GT3 evo II	PROAM	260.2	Free Practice - 2
72	Optimum Motorsport	GBR	Nick Moss	GBR	Joe Osborne	GBR	McLaren 720 S GT3	PRO	260.2	Free Practice - 2
911	GetSpeed Performance	ITA	Sébastien Baud	FRA	Steve Jans	LUX	Mercedes AMG GT3 - 2022	PRO	260.2	Free Practice - 2
15	Dinamic Motorsport	ITA	Philipp Sager	AUT	Bashar Mardini	CAN	Porsche 991 GT3 R 2019	AM	260.2	Free Practice - 2
11	Kessel Racing	CHE	Stephen Earle	USA	Erwin Zanotti	ITA	Ferrari 488 GT3 Evo	AM	259.6	Free Practice - 2
4	Optimum Motorsport	GBR	Michaël Benyahia	MAR	Finlay Hutchison	GBR	McLaren 720 S GT3	PRO	259.6	Free Practice - 2
33	Team GT	DEU	Florian Scholze	DEU	Alain Valente	CHE	Mercedes AMG GT3 EVO - 2021	PROAM	259.6	Free Practice - 2
93	Baporo Motorsport	ESP	Daniel Díaz-Varela	ESP	Alex Villanueva	ESP	Mercedes AMG GT3	AM	259.6	Free Practice - 2
18	Theeba Motorsport	SAU	Reema Juffali	SAU	Adam Christodoulou	GBR	Mercedes AMG GT3 - 2022	PROAM*	258.9	Free Practice - 2
786	GetSpeed Performance	DEU	Kiki Sak Nana	THA	Axel Blom	FIN	Mercedes AMG GT3 - 2022	AM*	258.3	Free Practice - 2
19	Oregon Team	ITA	Kevin Gilardoni	CHE	Glenn Van Berlo	NLD	Lamborghini Huracan GT3 EVO MY2022	PRO	258.3	Free Practice - 2
8	Il Barone Rampante	ITA	Giuseppe Cipriani	ITA		ITA	Lamborghini Huracan GT3 EVO	AM	258.3	Free Practice - 2
25	Mann Filter Team Landgraf	DEU	Alexander Hrachowina	AUT	Martin Konrad	AUT	Mercedes AMG GT3 EVO - 2021	AM	257.1	Free Practice - 2





Circuit de Barcelona
International GT Open
Free Practice - 2
Pit Stop Analysis



3 Dino Steiner Audi R8 LMS GT3 evo II
 PROAM Max Hofer Aust Motorsport

Nº	In Day Time	In Time	Out Time	Pit Time	T. Pit Time	Handicap	Diff.
1	11:40:30.723	11:40:30.723	11:41:41.949	1:11.226	1:11.226		
2	11:47:09.350	11:47:09.350	11:48:20.731	1:11.381	2:22.607		
3	11:56:08.035	11:56:08.035	11:58:51.362	2:43.327	5:05.934		

4 Michaël Benyahia McLaren 720 S GT3
 PRO Finlay Hutchison Optimum Motorsport

Nº	In Day Time	In Time	Out Time	Pit Time	T. Pit Time	Handicap	Diff.
1	11:51:53.354	11:51:53.354	11:59:00.097	7:06.743	7:06.743		
2	12:04:37.371	12:04:37.371	12:11:27.075	6:49.704	13:56.447		

5 Stanislaw Jedlinski Ferrari 488 GT3 MY 2021
 AM Krystian Korzeniowski Olimp Racing

Nº	In Day Time	In Time	Out Time	Pit Time	T. Pit Time	Handicap	Diff.
1	11:34:14.706	11:34:14.706	11:37:21.168	3:06.462	3:06.462		
2	11:43:00.954	11:43:00.954	11:47:25.156	4:24.202	7:30.664		
3	11:52:46.932	11:52:46.932	11:58:30.598	5:43.666	13:14.330		
4	12:04:28.919	12:04:28.919	12:10:21.298	5:52.379	19:06.709		

8 Giuseppe Cipriani Lamborghini Huracan GT3 EVO
 AM Il Barone Rampante

Nº	In Day Time	In Time	Out Time	Pit Time	T. Pit Time	Handicap	Diff.
1	11:39:13.227	11:39:13.227	11:42:18.728	3:05.501	3:05.501		
2	11:51:42.522	11:51:42.522	11:53:57.084	2:14.562	5:20.063		
3	11:56:02.472	11:56:02.472	12:00:03.831	4:01.359	9:21.422		
4	12:04:01.042	12:04:01.042	12:10:16.736	6:15.694	15:37.116		

11 Stephen Earle Ferrari 488 GT3 Evo
 AM Erwin Zanotti Kessel Racing

Nº	In Day Time	In Time	Out Time	Pit Time	T. Pit Time	Handicap	Diff.
1	11:38:34.895	11:38:34.895	11:40:23.336	1:48.441	1:48.441		
2	11:55:37.613	11:55:37.613	11:58:11.141	2:33.528	4:21.969		
3	12:06:06.635	12:06:06.635	12:11:03.391	4:56.756	9:18.725		

15 Philipp Sager Porsche 991 GT3 R 2019
 AM Bashar Mardini Dinamic Motorsport

Nº	In Day Time	In Time	Out Time	Pit Time	T. Pit Time	Handicap	Diff.
1	11:41:01.603	11:41:01.603	11:42:45.104	1:43.501	1:43.501		
2	11:51:59.453	11:51:59.453	12:01:51.840	9:52.387	11:35.888		
3	12:06:51.618	12:06:51.618	12:12:52.779	6:01.161	17:37.049		

18 Reema Juffali Mercedes AMG GT3 - 2022
 PROAM* Adam Christodoulou Theeba Motorsport

Nº	In Day Time	In Time	Out Time	Pit Time	T. Pit Time	Handicap	Diff.
1	11:27:33.592	11:27:33.592	11:29:36.976	2:03.384	2:03.384		
2	11:40:29.601	11:40:29.601	11:41:50.018	1:20.417	3:23.801		
3	11:49:02.761	11:49:02.761	11:51:21.231	2:18.470	5:42.271		
4	11:55:21.306	11:55:21.306	11:57:50.409	2:29.103	8:11.374		
5	12:05:53.286	12:05:53.286	12:11:28.945	5:35.659	13:47.033		

19 Kevin Gilardoni Lamborghini Huracan GT3 EVO MY2022
 PRO Glenn Van Berlo Oregon Team

Nº	In Day Time	In Time	Out Time	Pit Time	T. Pit Time	Handicap	Diff.
1	11:36:27.715	11:36:27.715	11:37:37.272	1:09.557	1:09.557		
2	11:46:33.662	11:46:33.662	11:47:52.194	1:18.532	2:28.089		
3	11:55:15.346	11:55:15.346	11:58:20.589	3:05.243	5:33.332		
4	12:03:57.947	12:03:57.947	12:11:12.253	7:14.306	12:47.638		

24 Klaus Bachler Porsche 991 GT3 R 2019
 PRO Riccardo Cazzaniga Dinamic Motorsport

Nº	In Day Time	In Time	Out Time	Pit Time	T. Pit Time	Handicap	Diff.
1	11:38:15.472	11:38:15.472	11:39:25.612	1:10.140	1:10.140		
2	11:48:24.526	11:48:24.526	11:50:57.499	2:32.973	3:43.113		
3	11:57:11.982	11:57:11.982	11:57:42.043	30.061	4:13.174		
4	12:05:09.363	12:05:09.363	12:11:40.567	6:31.204	10:44.378		

25 Alexander Hrachowina Mercedes AMG GT3 EVO - 2021
 AM Martin Konrad Mann Filter Team Landgraf

Nº	In Day Time	In Time	Out Time	Pit Time	T. Pit Time	Handicap	Diff.
1	11:41:19.036	11:41:19.036	11:44:19.686	3:00.650	3:00.650		
2	11:55:39.843	11:55:39.843	12:00:31.774	4:51.931	7:52.581		
3	12:04:22.612	12:04:22.612	12:10:57.010	6:34.398	14:26.979		

33 Florian Scholze Mercedes AMG GT3 EVO - 2021
 PROAM Alain Valente Team GT

Nº	In Day Time	In Time	Out Time	Pit Time	T. Pit Time	Handicap	Diff.
1	11:37:55.748	11:37:55.748	11:39:21.318	1:25.570	1:25.570		
2	11:51:45.500	11:51:45.500	11:57:33.363	5:47.863	7:13.433		
3	12:05:00.316	12:05:00.316	12:11:00.906	6:00.590	13:14.023		

44 Andrew Gilbert McLaren 720 S GT3
 PROAM Fran Rueda Greystone GT

Nº	In Day Time	In Time	Out Time	Pit Time	T. Pit Time	Handicap	Diff.
1	11:38:16.935	11:38:16.935	11:39:28.590	1:11.655	1:11.655		
2	11:52:06.795	11:52:06.795	11:53:41.893	1:35.098	2:46.753		
3	11:56:35.002	11:56:35.002	11:59:13.118	2:38.116	5:24.869		
4	12:04:59.229	12:04:59.229	12:10:36.108	5:36.879	11:01.748		

54 Dexter Müller Mercedes AMG GT3 - 2020
 PROAM Yannick Mettler SPS Automotive Performance

Nº	In Day Time	In Time	Out Time	Pit Time	T. Pit Time	Handicap	Diff.
1	11:34:19.622	11:34:19.622	11:37:43.852	3:24.230	3:24.230		
2	11:44:54.049	11:44:54.049	11:47:35.008	2:40.959	6:05.189		
3	11:55:16.827	11:55:16.827	11:58:32.584	3:15.757	9:20.946		
4	12:04:13.193	12:04:13.193	12:11:07.420	6:54.227	16:15.173		

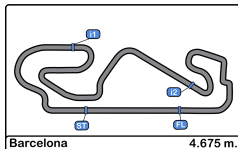
55 Laurent De Meeus Ferrari 488 GT3 Evo
 PROAM Johnny Mowlem AF Corse

Nº	In Day Time	In Time	Out Time	Pit Time	T. Pit Time	Handicap	Diff.
1	11:27:38.581	11:27:38.581	11:28:46.228	1:07.647	1:07.647		
2	11:46:01.628	11:46:01.628	11:48:11.562	2:09.934	3:17.581		
3	11:55:43.785	11:55:43.785	11:58:55.370	3:11.585	6:29.166		
4	12:04:34.549	12:04:34.549	12:10:12.561	5:38.012	12:07.178		

63 Benjamin Hites Lamborghini Huracan GT3 EVO MY2022
 PRO Leonardo Pulcini Oregon Team

Nº	In Day Time	In Time	Out Time	Pit Time	T. Pit Time	Handicap	Diff.
1	11:39:24.089	11:39:24.089	11:42:16.390	2:52.301	2:52.301		
2	11:49:24.879	11:49:24.879	11:50:35.043	1:10.164	4:02.465		
3	11:56:18.946	11:56:18.946	11:58:11.766	1:52.820	5:55.285		
4	12:06:02.303	12:06:02.303	12:10:40.368	4:38.065	10:33.350		





Circuit de Barcelona
International GT Open
Free Practice - 2
Pit Stop Analysis



72 Nick Moss McLaren 720 S GT3
 PRO Joe Osborne Optimum Motorsport

Nº	In Day Time	In Time	Out Time	Pit Time	T. Pit Time	Handicap	Diff.
1	11:32:21.904	11:32:21.904	11:33:23.484	1:01.580	1:01.580		
2	11:49:51.045	11:49:51.045	11:51:28.108	1:37.063	2:38.643		
3	11:55:32.015	11:55:32.015	11:58:49.624	3:17.609	5:56.252		
4	12:04:20.961	12:04:20.961	12:11:32.894	7:11.933	13:08.185		

77 Al Faisal Al Zubair Mercedes AMG GT3 - 2022
 PRO Fabian Schiller GetSpeed Performance

Nº	In Day Time	In Time	Out Time	Pit Time	T. Pit Time	Handicap	Diff.
1	11:37:46.005	11:37:46.005	11:40:02.480	2:16.475	2:16.475		
2	11:47:10.553	11:47:10.553	11:52:16.882	5:06.329	7:22.804		
3	11:56:16.845	11:56:16.845	11:57:34.454	1:17.609	8:40.413		
4	12:04:54.458	12:04:54.458	12:10:07.077	5:12.619	13:53.032		
5	12:13:43.698	12:13:43.698	12:14:58.570	1:14.872	15:07.904		

92 Ralf Bohn Porsche 911 GT3R
 PROAM Robert Renauer Herberth Motorsport

Nº	In Day Time	In Time	Out Time	Pit Time	T. Pit Time	Handicap	Diff.
1	11:35:26.175	11:35:26.175	11:36:37.089	1:10.914	1:10.914		
2	11:40:15.636	11:40:15.636	11:41:32.704	1:17.068	2:27.982		
3	11:50:37.306	11:50:37.306	11:57:57.317	7:20.011	9:47.993		
4	12:06:00.446	12:06:00.446	12:10:29.959	4:29.513	14:17.506		
5	12:17:44.783	12:17:44.783	12:18:55.332	1:10.549	15:28.055		

93 Daniel Díaz-Varela Mercedes AMG GT3
 AM Alex Villanueva Baporo Motorsport

Nº	In Day Time	In Time	Out Time	Pit Time	T. Pit Time	Handicap	Diff.
1	11:36:00.449	11:36:00.449	11:37:52.333	1:51.884	1:51.884		
2	11:49:00.021	11:49:00.021	11:54:17.832	5:17.811	7:09.695		
3	11:57:08.062	11:57:08.062	11:57:38.421	30.359	7:40.054		
4	12:05:58.374	12:05:58.374	12:10:33.947	4:35.573	12:15.627		

99 Francesco Guerra Honda NSX GT3
 PRO Jorge Cabezas Nova Race Events

Nº	In Day Time	In Time	Out Time	Pit Time	T. Pit Time	Handicap	Diff.
1	11:32:30.238	11:32:30.238	11:34:12.565	1:42.327	1:42.327		
2	11:41:25.873	11:41:25.873	11:43:15.069	1:49.196	3:31.523		
3	11:54:12.803	11:54:12.803	11:58:34.459	4:21.656	7:53.179		
4	12:04:11.817	12:04:11.817	12:10:31.797	6:19.980	14:13.159		
5	12:15:59.775	12:15:59.775	12:17:55.610	1:55.835	16:08.994		

133 Murat Ruhi Cuhadaroglu Ferrari 488 GT3 Evo
 PROAM David Fumanelli Kessel Racing

Nº	In Day Time	In Time	Out Time	Pit Time	T. Pit Time	Handicap	Diff.
1	11:34:45.704	11:34:45.704	11:37:57.059	3:11.355	3:11.355		
2	11:45:14.472	11:45:14.472	11:46:37.662	1:23.190	4:34.545		
3	11:56:14.161	11:56:14.161	11:58:18.507	2:04.346	6:38.891		
4	12:06:55.014	12:06:55.014	12:10:28.431	3:33.417	10:12.308		
5	12:19:48.623	12:19:48.623	12:21:09.166	1:20.543	11:32.851		

182 Willem Van der Vorm Ferrari 488 GT3 Evo MY 2020
 PROAM Michele Rugolo AF Corse

Nº	In Day Time	In Time	Out Time	Pit Time	T. Pit Time	Handicap	Diff.
1	11:29:07.174	11:29:07.174	11:30:18.426	1:11.252	1:11.252		
2	11:45:16.954	11:45:16.954	11:47:01.419	1:44.465	2:55.717		
3	11:52:30.701	11:52:30.701	11:54:26.527	1:55.826	4:51.543		
4	11:57:10.597	11:57:10.597	11:57:40.428	29.831	5:21.374		
5	12:05:15.507	12:05:15.507	12:11:54.482	6:38.975	12:00.349		

777 Marcin Jedlinski Audi R8 GT3 Evo 2
 PROAM Karol Basz Olimp Racing

Nº	In Day Time	In Time	Out Time	Pit Time	T. Pit Time	Handicap	Diff.
1	11:32:16.850	11:32:16.850	11:34:15.247	1:58.397	1:58.397		
2	11:41:22.554	11:41:22.554	11:44:08.087	2:45.533	4:43.930		
3	11:49:31.741	11:49:31.741	11:53:47.568	4:15.827	8:59.757		
4	11:55:46.765	11:55:46.765	11:57:52.214	2:05.449	11:05.206		
5	12:05:54.668	12:05:54.668	12:11:14.721	5:20.053	16:25.259		

786 Kiki Sak Nana Mercedes AMG GT3 - 2022
 AM* Axel Blom GetSpeed Performance

Nº	In Day Time	In Time	Out Time	Pit Time	T. Pit Time	Handicap	Diff.
1	11:36:50.881	11:36:50.881	11:47:38.078	10:47.197	10:47.197		
2	11:55:06.625	11:55:06.625	11:59:02.759	3:56.134	14:43.331		
3	12:04:51.415	12:04:51.415	12:10:10.010	5:18.595	20:01.926		

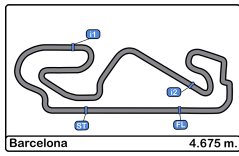
911 Sébastien Baud Mercedes AMG GT3 - 2022
 PRO Steve Jans GetSpeed Performance

Nº	In Day Time	In Time	Out Time	Pit Time	T. Pit Time	Handicap	Diff.
1	11:40:35.043	11:40:35.043	11:42:21.123	1:46.080	1:46.080		
2	11:55:13.624	11:55:13.624	11:57:44.130	2:30.506	4:16.586		
3	12:05:51.963	12:05:51.963	12:10:13.686	4:21.723	8:38.309		
4	12:21:04.642	12:21:04.642	12:23:05.053	2:00.411	10:38.720		

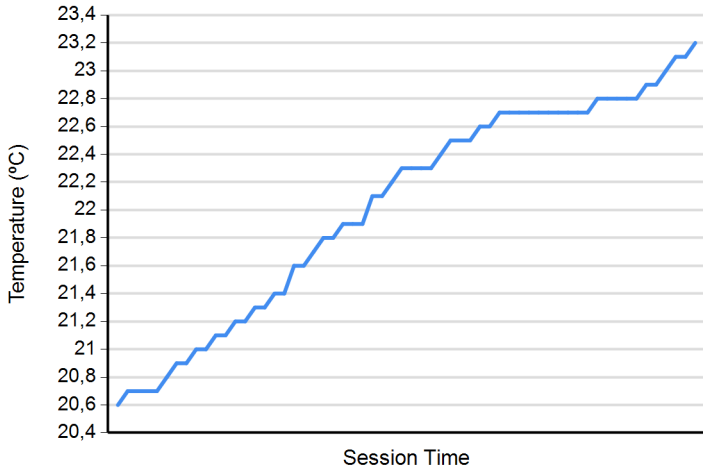
007 Pascal Bachmann Aston Martin GT3 AMR MY2019
 AM Street Art Racing

Nº	In Day Time	In Time	Out Time	Pit Time	T. Pit Time	Handicap	Diff.
1	11:35:29.906	11:35:29.906	11:36:39.223	1:09.317	1:09.317		
2	11:55:00.922	11:55:00.922	12:11:36.213	16:35.291	17:44.608		
3	12:22:54.763	12:22:54.763	12:24:12.215	1:17.452	19:02.060		

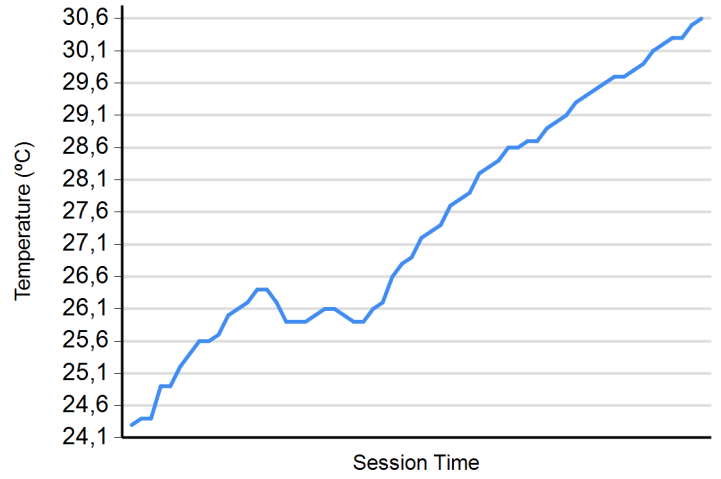




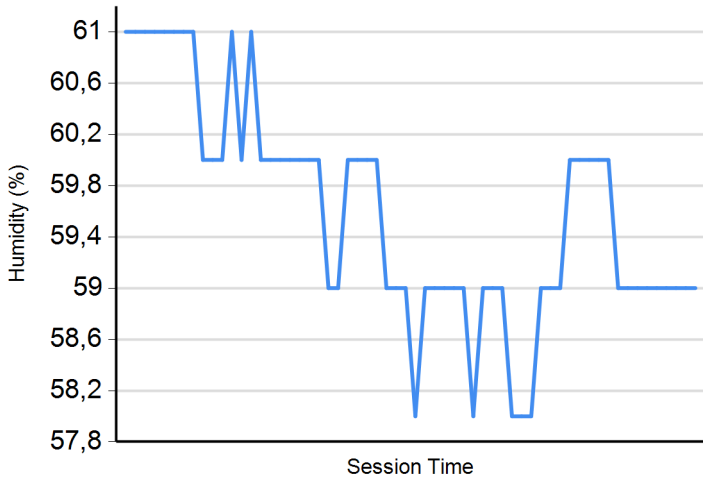
Air Temperature



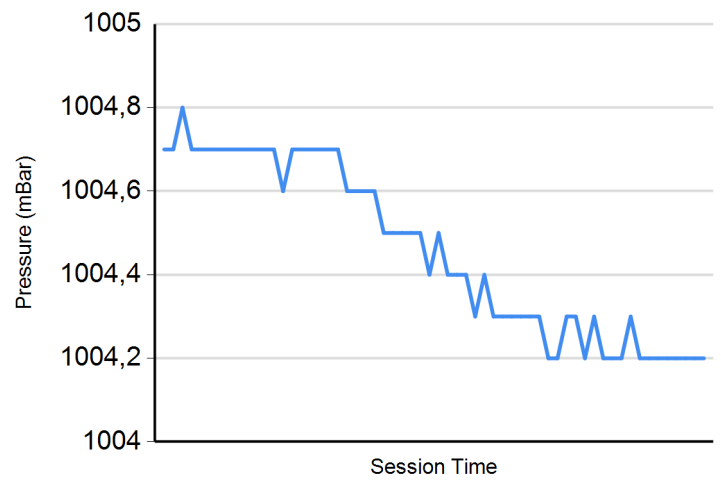
Track Temperature



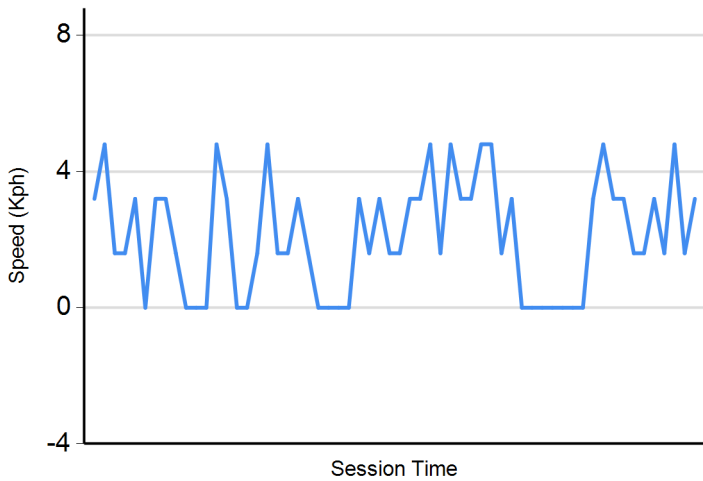
Humidity



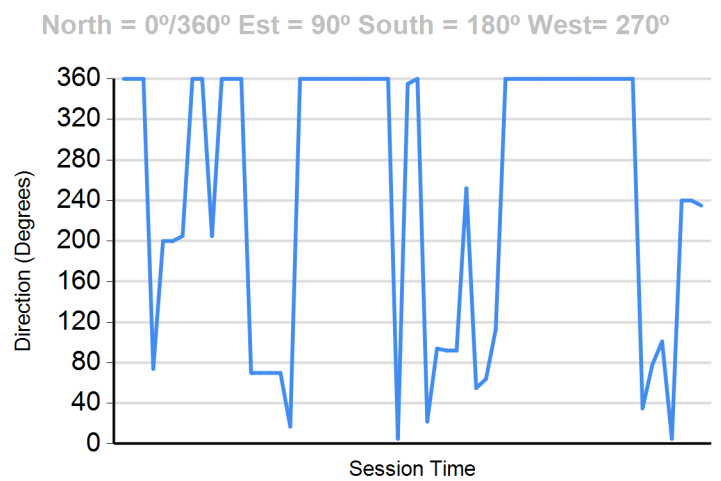
Pressure



Wind Speed



Wind direction



**Circuito de Barcelona
International GT Open
Free Practice - 1 - 2
Combined Results**

CAR 777 TIME 1:49.114 DELETED TRACK LIMITS AT T 15
CAR 77 TIME 1:50.102 DELETED TRACK LIMITS AT T 9
CAR 63 TIME 1:51.174 DELETED TRACK LIMITS AT T 9
CAR 99 TIME 1:49.656 DELETED TRACK LIMITS AT T 15
CAR 19 TIME 1:46.517 DELETED TRACK LIMITS AT T 15
CAR 72 TIME 1:46.994 DELETED TRACK LIMITS AT T 9
CAR 911 TIME 1:47.061 DELETED TRACK LIMITS AT T 9
CAR 24 TIME 1:45.231 DELETED TRACK LIMITS AT T 9
CAR 911 TIME 1:46.715 DELETED TRACK LIMITS AT T 9
CAR 63 TIME 1:46.945 DELETED TRACK LIMITS AT T 9
CAR 786 TIME 1:54.371 DELETED TRACK LIMITS AT T 9
CAR 63 TIME 1:46.610 DELETED TRACK LIMITS AT T 9
CAR 777 TIME 1:48.486 DELETED TRACK LIMITS AT T 15
CAR 777 TIME 1:47.947 DELETED TRACK LIMITS AT T 15
CAR 77 TIME 1:49.670 DELETED TRACK LIMITS AT T 15
CAR 18 TIME 1:47.929 DELETED TRACK LIMITS AT T 9

Published at:.....

Stewards:	Race Director:	Timekeeper:
------------------	-----------------------	--------------------