

**Circuito de Barcelona**  
**International GT Open**  
**Private test - 1**  
**Provisional Results**



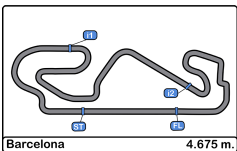
Cls	Nº	Entrant/Team	Nat	Driver 1	Nat	Driver 2	Nat	Vehicle	Cat	Cls	Laps	Best	Time	Gap	Interval	Km/h
1	77	GetSpeed Performance	DEU	Al Faisal Al Zubair	OMN	Fabian Schiller	DEU	Mercedes AMG GT3 - 2022	PRO	1	27	7	1:44.622			160.8
2	54	SPS Automotive Performance	DEU	Dexter Müller	CHE	Yannick Mettler	CHE	Mercedes AMG GT3 - 2020	PROAM	1	22	16	1:44.833	0.211	0.211	160.5
3	33	Team GT	DEU	Florian Scholze	DEU	Alain Valente	CHE	Mercedes AMG GT3 EVO - 2021	PROAM	2	29	4	1:45.307	0.685	0.474	159.8
4	133	Kessel Racing	CHE	Murat Ruhi Cuhadaroglu	TUR	David Fumanelli	ITA	Ferrari 488 GT3 Evo	PROAM	3	27	5	1:45.772	1.150	0.465	159.1
5	777	Olimp Racing	POL	Marcin Jedlinski	POL	Karol Basz	POL	Audi R8 GT3 Evo 2	PROAM	4	25	4	1:45.779	1.157	0.007	159.1
6	182	AF Corse	ITA	Willem Van der Vorm	IND	Michele Rugolo	ITA	Ferrari 488 GT3 Evo MY 2020	PROAM	5	16	14	1:45.966	1.344	0.187	158.8
7	24	Dinamic Motorsport	ITA	Klaus Bachler	AUT	Riccardo Cazzaniga	ITA	Porsche 991 GT3 R 2019	PRO	2	24	21	1:45.972	1.350	0.006	158.8
8	63	Oregon Team	ITA	Benjamin Hites	CHI	Leonardo Pulcini	ITA	Lamborghini Huracan GT3 EVO MY2022	PRO	3	27	7	1:46.007	1.385	0.035	158.7
9	3	Aust Motorsport	DEU	Dino Steiner	DEU	Max Hofer	AUT	Audi R8 LMS GT3 evo II	PROAM	6	29	14	1:46.028	1.406	0.021	158.7
10	44	Greystone GT	GBR	Andrew Gilbert	GBR	Fran Rueda	ESP	McLaren 720 S GT3	PROAM	7	25	5	1:46.340	1.718	0.312	158.2
11	911	GetSpeed Performance	DEU	Sébastien Baud	FRA	Steve Jans	USA	Mercedes AMG GT3 - 2022	PRO	4	28	5	1:46.385	1.763	0.045	158.1
12	18	Theeba Motorsport	SAU	Reema Juffali	SAU	Adam Christodoulou	GBR	Mercedes AMG GT3 - 2022	PROAM*	8	26	5	1:46.745	2.123	0.360	157.6
13	25	Mann Filter Team Landgraf	DEU	Alexander Hrachowina	AUT	Martin Konrad	AUT	Mercedes AMG GT3 EVO - 2021	AM	1	27	5	1:47.053	2.431	0.308	157.2
14	55	AF Corse	ITA	Laurent De Meeus	BEL	Johnny Mowlem	GBR	Ferrari 488 GT3 Evo	PROAM	9	22	11	1:47.263	2.641	0.210	156.9
15	19	Oregon Team	ITA	Kevin Gilardoni	CHE	Glenn Van Berlo	IND	Lamborghini Huracan GT3 EVO MY2022	PRO	5	27	7	1:47.325	2.703	0.062	156.8
16	5	Olimp Racing	POL	Stanislaw Jedlinski	POL	Krystian Korzeniowski	POL	Ferrari 488 GT3 MY 2021	AM	2	22	6	1:47.477	2.855	0.152	156.5
17	4	Optimum Motorsport	GBR	Michaël Benyahia	MAR	Finlay Hutchison	GBR	McLaren 720 S GT3	PRO	6	26	11	1:48.041	3.419	0.564	155.7
18	99	Nova Race Events	ITA	Francesco Guerra	ITA	Jorge Cabezas	ESP	Honda NSX GT3	PRO	7	28	20	1:48.043	3.421	0.002	155.7
19	11	Kessel Racing	CHE	Stephen Earle	USA	Erwin Zanotti	ITA	Ferrari 488 GT3 Evo	AM	3	28	21	1:48.052	3.430	0.009	155.7
20	786	GetSpeed Performance	DEU	Kiki Sak Nana	THA	Axel Blom	FIN	Mercedes AMG GT3 - 2022	AM	4	30	7	1:48.109	3.487	0.057	155.6
21	8	Il Barone Rampante	ITA	Giuseppe Cipriani	ITA		ITA	Lamborghini Huracan GT3 EVO	AM	5	25	6	1:48.564	3.942	0.455	155.0
22	72	Optimum Motorsport	GBR	Nick Moss	GBR	Joe Osborne	GBR	McLaren 720 S GT3	PRO	8	11	9	1:48.887	4.265	0.323	154.5
23	15	Dinamic Motorsport	ITA	Philipp Sager	AUT	Bashar Mardini	CAN	Porsche 991 GT3 R 2019	AM	6	23	21	1:49.395	4.773	0.508	153.8
24	93	Baporo Motorsport	ESP	Daniel Díaz-Varela	ESP	Alex Villanueva	ESP	Mercedes AMG GT3	AM	7	9	7	1:57.203	12.581	7.808	143.5

Published at:.....

Track Temp: 35.1 °C Air Temp: 25.2 °C Humidity: 56 % Track Status: DRY

Stewards:	Race Director:	Timekeeper: 
-----------	----------------	---





**Circuito de Barcelona**  
**International GT Open**  
**Private test - 1**  
**Provisional Results by Category**



Cls	Nº	Entrant/Team	Nat	Driver 1	Nat	Driver 2	Nat	Vehicle	Cat	Cls	Laps	Best	Time	Gap	Interval	Km/h
<b>PRO</b>																
1	77	GetSpeed Performance	DEU	Al Faisal Al Zubair	QAT	Fabian Schiller	DEU	Mercedes AMG GT3 - 2022	PRO	1	27	7	1:44.622			160.8
2	24	Dinamic Motorsport	ITA	Klaus Bachler	AUT	Riccardo Cazzaniga	ITA	Porsche 991 GT3 R 2019	PRO	2	24	21	1:45.972	1.350	1.350	158.8
3	63	Oregon Team	ITA	Benjamin Hites	CHE	Leonardo Pulcini	ITA	Lamborghini Huracan GT3 EVO MY2022	PRO	3	27	7	1:46.007	1.385	0.035	158.7
4	911	GetSpeed Performance	DEU	Sébastien Baud	FRA	Steve Jans	LUX	Mercedes AMG GT3 - 2022	PRO	4	28	5	1:46.385	1.763	0.378	158.1
5	19	Oregon Team	ITA	Kevin Gilardoni	CHE	Glenn Van Berlo	NLD	Lamborghini Huracan GT3 EVO MY2022	PRO	5	27	7	1:47.325	2.703	0.940	156.8
6	4	Optimum Motorsport	GBR	Michaël Benyahia	MAR	Finlay Hutchison	GBR	McLaren 720 S GT3	PRO	6	26	11	1:48.041	3.419	0.716	155.7
7	99	Nova Race Events	ITA	Francesco Guerra	ITA	Jorge Cabezas	ESP	Honda NSX GT3	PRO	7	28	20	1:48.043	3.421	0.002	155.7
8	72	Optimum Motorsport	GBR	Nick Moss	GBR	Joe Osborne	GBR	McLaren 720 S GT3	PRO	8	11	9	1:48.887	4.265	0.844	154.5
<b>PROAM</b>																
1	54	SPS Automotive Performance	DEU	Dexter Müller	CHE	Yannick Mettler	CHE	Mercedes AMG GT3 - 2020	PROAM	1	22	16	1:44.833			160.5
2	33	Team GT	DEU	Florian Scholze	CHE	Alain Valente	CHE	Mercedes AMG GT3 EVO - 2021	PROAM	2	29	4	1:45.307	0.474	0.474	159.8
3	133	Kessel Racing	CHE	Murat Ruhu Cuhadaroglu	TUR	David Fumanelli	ITA	Ferrari 488 GT3 Evo	PROAM	3	27	5	1:45.772	0.939	0.465	159.1
4	777	Olimp Racing	POL	Marcin Jedlinski	POL	Karol Basz	POL	Audi R8 GT3 Evo 2	PROAM	4	25	4	1:45.779	0.946	0.007	159.1
5	182	AF Corse	ITA	Willem Van der Vorm	NLD	Michele Rugolo	ITA	Ferrari 488 GT3 Evo MY 2020	PROAM	5	16	14	1:45.966	1.133	0.187	158.8
6	3	Aust Motorsport	DEU	Dino Steiner	AUT	Max Hofer	AUT	Audi R8 LMS GT3 evo II	PROAM	6	29	14	1:46.028	1.195	0.062	158.7
7	44	Greystone GT	GBR	Andrew Gilbert	GBR	Fran Rueda	ESP	McLaren 720 S GT3	PROAM	7	25	5	1:46.340	1.507	0.312	158.2
8	18	Theeba Motorsport	SAU	Reema Juffali	SAU	Adam Christodoulou	GBR	Mercedes AMG GT3 - 2022	PROAM*	8	26	5	1:46.745	1.912	0.405	157.6
9	55	AF Corse	ITA	Laurent De Meeus	BEL	Johnny Mowlem	GBR	Ferrari 488 GT3 Evo	PROAM	9	22	11	1:47.263	2.430	0.518	156.9
<b>AM</b>																
1	25	Mann Filter Team Landgraf	DEU	Alexander Hrachowina	AUT	Martin Konrad	AUT	Mercedes AMG GT3 EVO - 2021	AM	1	27	5	1:47.053			157.2
2	5	Olimp Racing	POL	Stanislaw Jedlinski	POL	Krystian Korzeniowski	POL	Ferrari 488 GT3 MY 2021	AM	2	22	6	1:47.477	0.424	0.424	156.5
3	11	Kessel Racing	CHE	Stephen Earle	USA	Erwin Zanotti	ITA	Ferrari 488 GT3 Evo	AM	3	28	21	1:48.052	0.999	0.575	155.7
4	786	GetSpeed Performance	DEU	Kiki Sak Nana	THA	Axel Blom	FIN	Mercedes AMG GT3 - 2022	AM	4	30	7	1:48.109	1.056	0.057	155.6
5	8	Il Barone Rampante	ITA	Giuseppe Cipriani	ITA		ITA	Lamborghini Huracan GT3 EVO	AM	5	25	6	1:48.564	1.511	0.455	155.0
6	15	Dinamic Motorsport	ITA	Philipp Sager	AUT	Bashar Mardini	CAN	Porsche 991 GT3 R 2019	AM	6	23	21	1:49.395	2.342	0.831	153.8
7	93	Baporo Motorsport	ESP	Daniel Díaz-Varela	ESP	Alex Villanueva	ESP	Mercedes AMG GT3	AM	7	9	7	1:57.203	10.150	7.808	143.5

Published at:.....

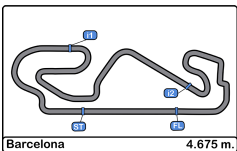
Track Temp: 35.1 °C Air Temp: 25.2 °C Humidity: 56 % Track Status: DRY

Stewards:

Race Director:

Timekeeper:





**Circuito de Barcelona**  
**International GT Open**  
**Private test - 1**  
**Provisional Results by Class**



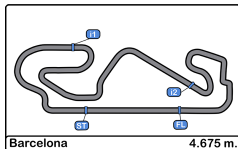
Cls	Nº	Entrant/Team	Nat	Driver 1	Nat	Driver 2	Nat	Vehicle	Cat	Cls	Laps	Best	Time	Gap	Interval	Km/h
<b>International GT Open</b>																
1	77	GetSpeed Performance	DEU	Al Faisal Al Zubair	OMN	Fabian Schiller	DEU	Mercedes AMG GT3 - 2022	PRO	1	27	7	1:44.622			160.8
2	54	SPS Automotive Performance	DEU	Dexter Müller	CHE	Yannick Mettler	CHE	Mercedes AMG GT3 - 2020	PROAM	1	22	16	1:44.833	0.211	0.211	160.5
3	33	Team GT	DEU	Florian Scholze	DEU	Alain Valente	CHE	Mercedes AMG GT3 EVO - 2021	PROAM	2	29	4	1:45.307	0.685	0.474	159.8
4	133	Kessel Racing	CHE	Murat Ruhi Cuhadaroglu	TUR	David Fumanelli	ITA	Ferrari 488 GT3 Evo	PROAM	3	27	5	1:45.772	1.150	0.465	159.1
5	777	Olimp Racing	POL	Marcin Jedlinski	POL	Karol Basz	POL	Audi R8 GT3 Evo 2	PROAM	4	25	4	1:45.779	1.157	0.007	159.1
6	182	AF Corse	ITA	Willem Van der Vorm	ITA	Michele Rugolo	ITA	Ferrari 488 GT3 Evo MY 2020	PROAM	5	16	14	1:45.966	1.344	0.187	158.8
7	24	Dinamic Motorsport	ITA	Klaus Bachler	AUT	Riccardo Cazzaniga	ITA	Porsche 991 GT3 R 2019	PRO	2	24	21	1:45.972	1.350	0.006	158.8
8	63	Oregon Team	ITA	Benjamin Hites	CHI	Leonardo Pulcini	ITA	Lamborghini Huracan GT3 EVO MY2022	PRO	3	27	7	1:46.007	1.385	0.035	158.7
9	3	Aust Motorsport	DEU	Dino Steiner	DEU	Max Hofer	AUT	Audi R8 LMS GT3 evo II	PROAM	6	29	14	1:46.028	1.406	0.021	158.7
10	44	Greystone GT	GBR	Andrew Gilbert	GBR	Fran Rueda	ESP	McLaren 720 S GT3	PROAM	7	25	5	1:46.340	1.718	0.312	158.2
11	911	GetSpeed Performance	DEU	Sébastien Baud	FRA	Steve Jans	USA	Mercedes AMG GT3 - 2022	PRO	4	28	5	1:46.385	1.763	0.045	158.1
12	18	Theeba Motorsport	SAU	Reema Juffali	SAU	Adam Christodoulou	GBR	Mercedes AMG GT3 - 2022	PROAM*	8	26	5	1:46.745	2.123	0.360	157.6
13	25	Mann Filter Team Landgraf	DEU	Alexander Hrachowina	AUT	Martin Konrad	AUT	Mercedes AMG GT3 EVO - 2021	AM	1	27	5	1:47.053	2.431	0.308	157.2
14	55	AF Corse	ITA	Laurent De Meeus	BEL	Johnny Mowlem	GBR	Ferrari 488 GT3 Evo	PROAM	9	22	11	1:47.263	2.641	0.210	156.9
15	19	Oregon Team	ITA	Kevin Gilardoni	CHE	Glenn Van Berlo	ITA	Lamborghini Huracan GT3 EVO MY2022	PRO	5	27	7	1:47.325	2.703	0.062	156.8
16	5	Olimp Racing	POL	Stanislaw Jedlinski	POL	Krystian Korzeniowski	POL	Ferrari 488 GT3 MY 2021	AM	2	22	6	1:47.477	2.855	0.152	156.5
17	4	Optimum Motorsport	GBR	Michaël Benyahia	MAR	Finlay Hutchison	GBR	McLaren 720 S GT3	PRO	6	26	11	1:48.041	3.419	0.564	155.7
18	99	Nova Race Events	ITA	Francesco Guerra	ITA	Jorge Cabezas	ESP	Honda NSX GT3	PRO	7	28	20	1:48.043	3.421	0.002	155.7
19	11	Kessel Racing	CHE	Stephen Earle	USA	Erwin Zanotti	ITA	Ferrari 488 GT3 Evo	AM	3	28	21	1:48.052	3.430	0.009	155.7
20	786	GetSpeed Performance	DEU	Kiki Sak Nana	THA	Axel Blom	FIN	Mercedes AMG GT3 - 2022	AM	4	30	7	1:48.109	3.487	0.057	155.6
21	8	Il Barone Rampante	ITA	Giuseppe Cipriani	ITA		ITA	Lamborghini Huracan GT3 EVO	AM	5	25	6	1:48.564	3.942	0.455	155.0
22	72	Optimum Motorsport	GBR	Nick Moss	GBR	Joe Osborne	GBR	McLaren 720 S GT3	PRO	8	11	9	1:48.887	4.265	0.323	154.5
23	15	Dinamic Motorsport	ITA	Philipp Sager	AUT	Bashar Mardini	CAN	Porsche 991 GT3 R 2019	AM	6	23	21	1:49.395	4.773	0.508	153.8
24	93	Baporo Motorsport	ESP	Daniel Díaz-Varela	ESP	Alex Villanueva	ESP	Mercedes AMG GT3	AM	7	9	7	1:57.203	12.581	7.808	143.5

Published at:.....

Track Temp: 35.1 °C Air Temp: 25.2 °C Humidity: 56 % Track Status: DRY

Stewards:	Race Director:	Timekeeper: 
-----------	----------------	---





**Circuit de Barcelona**  
**International GT Open**  
**Private test - 1**  
**Lap Analysis**



**3** Dino Steiner Audi R8 LMS GT3 evo II **4**

Michaël Benyahia McLaren 720 S GT3

PROAM Max Hofer Aust Motorsport PRO Finlay Hutchison Optimum Motorsport

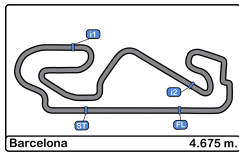
Lap	D	Time	Sector 1	Sector 2	Sector 3	T. Spd	Elapsed	Lap	D	Time	Sector 1	Sector 2	Sector 3	T. Spd	Elapsed
1		13:02:41.914	13:01:22.957	42.876	36.081	178.2	13:02:41.914	1		13:02:18.704	P 13:00:46.459	46.174	46.071	172.8	13:02:18.704
2		1:47.905	30.476	41.714	35.715	252.9	13:04:29.819	2		8:31.902	7:06.961	46.555	38.386	178.2	13:10:50.606
3		1:47.253	30.302	41.749	35.202	254.1	13:06:17.072	3		1:53.341	32.071	44.063	37.207	251.7	13:12:43.947
4		1:47.526	30.277	41.555	35.694	256.5	13:08:04.598	4		1:51.745	31.203	43.397	37.145	254.1	13:14:35.692
5		1:56.150	P 30.625	42.065	43.460	255.3	13:10:00.748	5		1:52.614	30.997	43.469	38.148	253.5	13:16:28.306
6		2:57.984	1:40.798	41.824	35.362	180.9	13:12:58.732	6		2:07.666	P 34.979	47.656	45.031	199.2	13:18:35.972
7		1:47.236	30.237	41.539	35.460	254.1	13:14:45.968	7		5:31.310	4:10.311	44.011	36.988	179.7	13:24:07.282
8		1:47.371	30.167	41.802	35.402	254.1	13:16:33.339	8		1:51.765	31.164	43.273	37.328	254.1	13:25:59.047
9		1:49.365	30.187	41.492	37.686	253.5	13:18:22.704	9		1:49.485	30.724	42.576	36.185	256.5	13:27:48.532
10		1:52.624	P 30.367	41.741	40.516	251.1	13:20:15.328	10		1:48.355	30.425	42.112	35.818	255.9	13:29:36.887
11		2:54.521	1:32.975	42.441	39.105	180.3	13:23:09.849	11		1:48.041	30.265	42.055	35.721	255.9	13:31:24.928
12		1:46.822	30.287	41.483	35.052	252.3	13:24:56.671	12		2:07.085	31.036	51.405	44.644	256.5	13:33:32.013
13		1:46.371	29.892	41.386	35.093	254.1	13:26:43.042	13		1:53.363	33.346	43.573	36.444	254.1	13:35:25.376
14		1:46.028	29.958	41.093	34.977	254.1	13:28:29.070	14		1:49.466	30.606	42.134	36.726	255.3	13:37:14.842
15		1:51.594	P 29.916	41.263	40.415	254.7	13:30:20.664	15		1:50.037	31.436	42.515	36.086	253.5	13:39:04.879
16		4:01.986	2:38.373	44.476	39.137	163.8	13:34:22.650	16		1:48.597	30.444	41.963	36.190	254.7	13:40:53.476
17		1:53.112	31.670	43.665	37.777	249.4	13:36:15.762	17		1:48.973	30.610	42.075	36.288	254.1	13:42:42.449
18		1:53.554	30.969	45.280	37.305	251.7	13:38:09.316	18		2:01.756	P 32.082	46.144	43.530	253.5	13:44:44.205
19		1:49.959	30.808	42.575	36.576	251.1	13:39:59.275	19		5:54.164	4:31.737	44.080	38.347	179.4	13:50:38.369
20		1:49.983	30.896	42.670	36.417	251.7	13:41:49.258	20		1:50.940	31.225	42.862	36.853	252.3	13:52:29.309
21		1:49.837	30.681	42.679	36.477	252.3	13:43:39.095	21		1:50.735	31.126	42.887	36.722	252.9	13:54:20.044
22		1:51.551	30.716	43.226	37.609	253.5	13:45:30.646	22		1:52.134	31.832	43.300	37.002	253.5	13:56:12.178
23		1:50.272	30.881	42.969	36.422	251.7	13:47:20.918	23		1:52.147	31.046	43.711	37.390	254.1	13:58:04.325
24		1:57.161	P 30.642	42.832	43.687	251.7	13:49:18.079	24		1:50.253	30.874	42.890	36.489	251.1	13:59:54.578
25		3:21.166	2:01.939	42.721	36.506	180.3	13:52:39.245	25		1:50.356	30.822	42.673	36.861	252.9	14:01:44.934
26		1:49.558	30.773	42.432	36.353	253.5	13:54:28.803	26		1:58.066	P 30.773	43.113	44.180	252.3	14:03:43.000
27		1:50.587	30.641	42.835	37.111	254.7	13:56:19.390								
28		1:53.143	31.848	43.712	37.583	254.1	13:58:12.533								
29		2:05.818	P 30.792	44.764	50.262	253.5	14:00:18.351								

**5** Stanislaw Jedlinski Ferrari 488 GT3 MY 2021

AM Krystian Korzeniowski Olimp Racing

Lap	D	Time	Sector 1	Sector 2	Sector 3	T. Spd	Elapsed
1		13:04:14.425	13:02:47.594	49.548	37.283	169.0	13:04:14.425
2		1:48.696	30.840	41.988	35.868	255.3	13:06:03.121
3		1:48.145	30.307	42.461	35.377	257.1	13:07:51.266
4		1:47.488	30.123	41.954	35.411	257.7	13:09:38.754
5		1:47.484	29.963	42.169	35.352	256.5	13:11:26.238
6		1:47.477	29.919	41.804	35.754	257.1	13:13:13.715
7		1:54.205	P 30.282	41.828	42.095	255.9	13:15:07.920
8		7:16.036	5:58.209	42.218	35.609	142.8	13:22:23.956
9		1:51.181	30.736	43.801	36.644	245.4	13:24:15.137
10		1:54.560	P 31.458	42.257	40.845	230.2	13:26:09.697
11		6:21.230	5:03.009	42.335	35.886	179.1	13:32:30.927
12		1:54.542	P 30.216	43.092	41.234	255.3	13:34:25.469
13		9:53.520	8:25.260	47.972	40.288	151.6	13:44:18.989
14		2:00.580	32.408	48.519	39.653	251.1	13:46:19.569
15		1:59.304	32.725	45.960	40.619	251.7	13:48:18.873
16		1:59.632	34.887	45.692	39.053	227.8	13:50:18.505
17		1:58.164	32.383	46.616	39.165	252.9	13:52:16.669
18		1:57.722	32.899	45.548	39.275	247.1	13:54:14.391
19		1:55.041	32.090	44.732	38.219	251.1	13:56:09.432
20		1:58.619	31.745	45.158	41.716	252.9	13:58:08.051
21		2:03.163	31.960	48.034	43.169	250.5	14:00:11.214
22		2:13.298	P 35.661	46.587	51.050	200.3	14:02:24.512





**Circuit de Barcelona**  
**International GT Open**  
**Private test - 1**  
**Lap Analysis**



**8**

Giuseppe Cipriani

Lamborghini Huracan GT3 EVO

**11**

Stephen Earle

Ferrari 488 GT3 Evo

AM							AM								
Il Barone Rampante							Erwin Zanotti								
Lap	D	Time	Sector 1	Sector 2	Sector 3	T. Spd	Elapsed	Lap	D	Time	Sector 1	Sector 2	Sector 3	T. Spd	Elapsed
1		13:04:44.527	13:03:19.496	47.250	37.781	159.2	13:04:44.527	1		13:02:22.292 P	13:00:50.092	46.169	46.031	173.6	13:02:22.292
2		1:51.872	30.918	44.106	36.848	252.9	13:06:36.399	2		4:18.734	2:57.089	43.767	37.878	153.8	13:06:41.026
3		1:49.207	30.793	42.282	36.132	253.5	13:08:25.606	3		1:54.139	30.920	44.342	38.877	253.5	13:08:35.165
4		1:49.181	30.597	42.121	36.463	253.5	13:10:14.787	4		1:49.595	30.963	42.548	36.084	254.7	13:10:24.760
5		1:51.655	30.825	42.470	38.360	252.3	13:12:06.442	5		1:49.517	30.753	42.696	36.068	252.9	13:12:14.277
6		<b>1:48.564</b>	30.583	42.052	35.929	251.7	13:13:55.006	6		1:48.908	30.494	42.482	35.932	253.5	13:14:03.185
7		1:48.622	<b>30.579</b>	41.999	36.044	251.7	13:15:43.628	7		1:49.728	30.587	42.699	36.442	252.9	13:15:52.913
8		1:55.319 P	30.971	42.931	41.417	251.1	13:17:38.947	8		1:55.750 P	30.873	42.733	42.144	252.9	13:17:48.663
9		5:35.451	4:16.437	42.644	36.370	174.7	13:23:14.398	9		4:19.164	2:55.324	45.337	38.503	178.8	13:22:07.827
10		1:49.814	30.810	42.443	36.561	250.0	13:25:04.212	10		1:54.239	32.287	43.933	38.019	251.1	13:24:02.066
11		1:54.893 P	30.631	42.595	41.667	252.9	13:26:59.105	11		1:55.767	31.883	44.193	39.691	252.3	13:25:57.833
12		3:29.012	2:08.686	43.803	36.523	175.8	13:30:28.117	12		1:54.822	31.744	44.806	38.272	253.5	13:27:52.655
13		1:49.486	30.990	42.581	35.915	251.1	13:32:17.603	13		1:57.122	31.649	44.913	40.560	252.9	13:29:49.777
14		1:49.084	30.819	42.198	36.067	251.1	13:34:06.687	14		1:53.381	31.657	43.928	37.796	253.5	13:31:43.158
15		2:01.695 P	31.761	44.120	45.814	248.8	13:36:08.382	15		1:53.174	31.839	43.594	37.741	253.5	13:33:36.332
16		8:34.781	7:12.168	45.583	37.030	172.2	13:44:43.163	16		2:01.415 P	31.723	44.476	45.216	252.9	13:35:37.747
17		1:49.814	30.608	42.148	37.058	250.0	13:46:32.977	17		3:50.476	2:30.125	43.911	36.440	178.5	13:39:28.223
18		1:48.787	30.647	42.247	<b>35.893</b>	250.5	13:48:21.764	18		1:48.886	30.455	42.410	36.021	252.9	13:41:17.109
19		1:49.418	31.086	42.206	36.126	252.3	13:50:11.182	19		1:50.414	30.808	43.484	36.122	254.1	13:43:07.523
20		1:49.898	30.631	42.461	36.806	252.3	13:52:01.080	20		1:48.470	30.334	42.464	<b>35.672</b>	252.3	13:44:55.993
21		1:48.789	30.628	<b>41.988</b>	36.173	251.1	13:53:49.869	21		<b>1:48.052</b>	<b>30.188</b>	<b>41.907</b>	35.957	252.9	13:46:44.045
22		2:01.033 P	30.818	44.682	45.533	250.0	13:55:50.902	22		1:48.622	30.335	42.228	36.059	252.9	13:48:32.667
23		3:13.988	1:54.629	42.785	36.574	156.9	13:59:04.890	23		1:54.181 P	30.527	42.503	41.151	252.3	13:50:26.848
24		1:49.674	30.902	42.708	36.064	251.1	14:00:54.564	24		3:52.985	2:31.373	43.940	37.672	176.4	13:54:19.833
25		2:08.488 P	34.013	47.295	47.180	246.5	14:03:03.052	25		1:59.379	31.787	46.282	41.310	254.1	13:56:19.212
								26		1:54.883	31.778	43.631	39.474	252.9	13:58:14.095
								27		1:54.701	31.305	43.424	39.972	253.5	14:00:08.796
								28		2:00.631 P	31.488	43.453	45.690	251.7	14:02:09.427

**15**

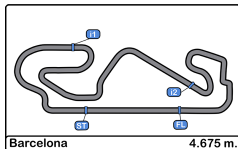
Philipp Sager

Porsche 991 GT3 R 2019

AM							AM								
Bashar Mardini							Dinamic Motorsport								
Lap	D	Time	Sector 1	Sector 2	Sector 3	T. Spd	Elapsed	Lap	D	Time	Sector 1	Sector 2	Sector 3	T. Spd	Elapsed
1		13:02:59.975	13:01:33.885	47.763	38.327	142.1	13:02:59.975								
2		2:12.865	31.139	1:04.297	37.429	253.5	13:05:12.840								
3		1:52.715	31.343	44.443	36.929	252.9	13:07:05.555								
4		1:56.573	31.252	47.054	38.267	254.1	13:09:02.128								
5		1:53.006	31.478	44.286	37.242	254.7	13:10:55.134								
6		1:59.367 P	31.774	44.541	43.052	253.5	13:12:54.501								
7		3:33.418	2:10.719	43.775	38.924	176.7	13:16:27.919								
8		1:51.647	31.183	43.622	36.842	252.3	13:18:19.566								
9		1:50.711	31.018	43.217	36.476	251.7	13:20:10.277								
10		1:50.593	31.049	43.191	36.353	252.3	13:22:00.870								
11		1:50.497	30.929	42.943	36.625	252.3	13:23:51.367								
12		1:49.810	30.746	42.760	36.304	252.9	13:25:41.177								
13		1:55.911 P	31.340	43.345	41.226	254.7	13:27:37.088								
14		5:06.508	3:42.209	46.669	37.630	178.8	13:32:43.596								
15		1:52.639	31.528	43.203	37.908	252.3	13:34:36.235								
16		1:50.813	30.933	43.151	36.729	253.5	13:36:27.048								
17		1:49.778	30.885	<b>42.468</b>	36.425	252.9	13:38:16.826								
18		2:00.303 P	31.038	43.472	45.793	251.7	13:40:17.129								
19		5:11.030	3:50.449	43.837	36.744	176.7	13:45:28.159								
20		1:49.836	30.930	42.688	36.218	252.3	13:47:17.995								
21		<b>1:49.395</b>	<b>30.680</b>	42.566	<b>36.149</b>	252.9	13:49:07.390								
22		1:50.571	30.740	43.028	36.803	253.5	13:50:57.961								
23		1:56.115 P	30.915	42.822	42.378	253.5	13:52:54.076								







**Circuit de Barcelona**  
**International GT Open**  
**Private test - 1**  
**Lap Analysis**



**18** Reema Juffali Mercedes AMG GT3 - 2022

**19** Kevin Gilardoni Lamborghini Huracan GT3 EVO MY2022

PROAM\* Adam Christodoulou Theeba Motorsport

PRO Glenn Van Berlo Oregon Team

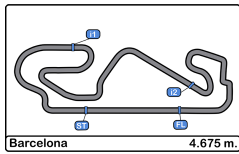
Lap	D	Time	Sector 1	Sector 2	Sector 3	T. Spd	Elapsed	Lap	D	Time	Sector 1	Sector 2	Sector 3	T. Spd	Elapsed
1		13:02:18.931	13:00:56.017	42.956	39.958	97.0	13:02:18.931	1		13:02:27.076	13:01:03.067	46.940	37.069	153.4	13:02:27.076
2		1:48.699	30.504	42.111	36.084	251.7	13:04:07.630	2		1:57.559	30.920	42.601	44.038	251.1	13:04:24.635
3		1:47.401	30.541	41.276	35.584	252.9	13:05:55.031	3		1:48.366	30.530	41.897	35.939	252.3	13:06:13.001
4		1:46.832	30.129	41.131	35.572	253.5	13:07:41.863	4		1:48.738	30.414	41.847	36.477	254.7	13:08:01.739
5		<b>1:46.745</b>	30.180	<b>41.063</b>	35.502	253.5	13:09:28.608	5		1:47.731	<b>30.200</b>	41.759	35.772	254.7	13:09:49.470
6		1:51.664 P	<b>29.986</b>	41.483	40.195	253.5	13:11:20.272	6		1:47.366	30.341	41.501	35.524	252.3	13:11:36.836
7		5:44.264	4:26.574	42.095	35.595	178.8	13:17:04.536	7		<b>1:47.325</b>	30.433	41.556	<b>35.336</b>	252.9	13:13:24.161
8		1:51.874 P	30.459	42.030	39.385	251.1	13:18:56.410	8		1:51.983 P	30.421	41.559	40.003	251.7	13:15:16.144
9		6:25.754	5:07.688	42.066	36.000	179.4	13:25:22.164	9		4:02.443 P	2:19.479	54.113	48.851	136.5	13:19:18.587
10		1:47.324	30.288	41.580	<b>35.456</b>	251.7	13:27:09.488	10		4:58.952 P	3:18.144	51.362	49.446	138.9	13:24:17.539
11		1:51.080 P	30.021	41.455	39.604	252.9	13:29:00.568	11		5:16.133	3:53.426	43.438	39.269	175.3	13:29:33.672
12		3:39.191	2:12.490	45.930	40.771	154.7	13:32:39.759	12		1:56.811	30.925	45.849	40.037	251.7	13:31:30.483
13		1:57.313	33.800	44.140	39.373	206.1	13:34:37.072	13		1:47.900	30.466	41.929	35.505	252.9	13:33:18.383
14		1:52.141	31.468	43.587	37.086	251.1	13:36:29.213	14		1:47.733	30.486	41.760	35.487	250.5	13:35:06.116
15		1:53.131	31.284	44.603	37.244	252.9	13:38:22.344	15		1:52.526 P	30.490	42.055	39.981	251.7	13:36:58.642
16		1:53.659	31.028	43.488	39.143	252.9	13:40:16.003	16		3:16.291	1:57.004	42.727	36.560	178.8	13:40:14.933
17		1:51.885	31.932	43.240	36.713	252.9	13:42:07.888	17		1:48.575	30.831	42.043	35.701	251.1	13:42:03.508
18		2:06.100 P	30.948	48.290	46.862	252.3	13:44:13.988	18		1:48.350	30.497	42.221	35.632	251.1	13:43:51.858
19		5:22.612	4:01.204	44.611	36.797	177.0	13:49:36.600	19		1:48.145	30.602	41.863	35.680	251.1	13:45:40.003
20		1:51.186	30.808	43.128	37.250	251.1	13:51:27.786	20		1:50.681	30.463	43.082	37.136	251.7	13:47:30.684
21		1:51.358	30.957	43.640	36.761	251.1	13:53:19.144	21		1:56.777 P	30.661	42.618	43.498	251.1	13:49:27.461
22		1:50.254	30.832	42.977	36.445	252.3	13:55:09.398	22		3:41.261	2:23.115	<b>41.486</b>	36.660	178.5	13:53:08.722
23		1:49.349	30.472	42.760	36.117	251.1	13:56:58.747	23		1:53.581 P	30.225	43.228	40.128	250.0	13:55:02.303
24		1:50.050	30.932	42.804	36.314	253.5	13:58:48.797	24		2:51.047	1:33.170	42.123	35.754	174.7	13:57:53.350
25		1:49.414	30.619	42.399	36.396	251.7	14:00:38.211	25		1:48.496	30.506	42.332	35.658	250.0	13:59:41.846
26		1:57.752 P	31.295	44.031	42.426	251.7	14:02:35.963	26		1:47.360	30.252	41.570	35.538	250.5	14:01:29.206
27								27		1:51.727 P	30.307	41.955	39.465	250.5	14:03:20.933

**24** Klaus Bachler Porsche 991 GT3 R 2019

PRO Riccardo Cazzaniga Dinamic Motorsport

Lap	D	Time	Sector 1	Sector 2	Sector 3	T. Spd	Elapsed
1		13:02:59.172	13:01:33.279	47.918	37.975	138.9	13:02:59.172
2		1:47.227	30.482	41.267	35.478	254.7	13:04:46.399
3		1:48.613	30.056	41.743	36.814	256.5	13:06:35.012
4		1:53.922 P	29.809	41.471	42.642	258.9	13:08:28.934
5		5:55.514	4:35.330	43.946	36.238	136.8	13:14:24.448
6		1:47.213	30.162	41.436	35.615	252.3	13:16:11.661
7		1:46.603	29.976	41.414	35.213	254.1	13:17:58.264
8		1:47.037	30.047	41.621	35.369	254.1	13:19:45.301
9		1:46.476	29.994	41.187	35.295	254.1	13:21:31.777
10		1:50.810 P	30.000	41.425	39.385	254.7	13:23:22.587
11		5:39.302	4:19.208	43.582	36.512	181.2	13:29:01.889
12		1:49.442	30.914	42.553	35.975	253.5	13:30:51.331
13		1:49.268	30.446	42.449	36.373	255.3	13:32:40.599
14		1:49.111	30.674	42.324	36.113	257.1	13:34:29.710
15		1:49.230	30.523	42.259	36.448	254.7	13:36:18.940
16		1:52.657 P	30.374	42.145	40.138	254.7	13:38:11.597
17		4:24.034	3:05.644	42.345	36.045	182.1	13:42:35.631
18		1:48.683	30.703	41.892	36.088	252.9	13:44:24.314
19		1:53.144 P	30.247	42.730	40.167	254.7	13:46:17.458
20		4:46.269	3:24.796	42.049	39.424	176.4	13:51:03.727
21		<b>1:45.972</b>	29.868	<b>41.061</b>	<b>35.043</b>	254.1	13:52:49.699
22		1:50.102	<b>29.777</b>	41.511	38.814	255.3	13:54:39.801
23		2:16.153	29.824	1:06.555	39.774	255.9	13:56:55.954
24		1:52.007 P	30.120	41.108	40.779	251.7	13:58:47.961





**Circuit de Barcelona**  
**International GT Open**  
**Private test - 1**  
**Lap Analysis**



**25**

Alexander Hrachowina

Mercedes AMG GT3 EVO - 2021

**33**

Florian Scholze

Mercedes AMG GT3 EVO - 2021

AM

Martin Konrad

Mann Filter Team Landgraf

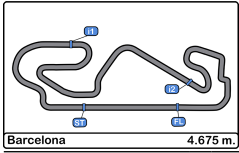
PROAM

Alain Valente

Team GT

Lap	D	Time	Sector 1	Sector 2	Sector 3	T. Spd	Elapsed	Lap	D	Time	Sector 1	Sector 2	Sector 3	T. Spd	Elapsed
1		13:02:01.367	13:00:40.167	43.744	37.456	171.7	13:02:01.367	1		13:02:25.442	P 13:00:57.505	43.575	44.362	110.3	13:02:25.442
2		1:50.024	30.735	43.411	35.878	252.3	13:03:51.391	2		3:17.747	1:57.948	41.497	38.302	179.7	13:05:43.189
3		1:47.584	30.522	41.743	35.319	251.7	13:05:38.975	3		1:45.925	29.884	41.229	34.812	253.5	13:07:29.114
4		1:47.170	30.377	41.629	35.164	252.9	13:07:26.145	4		1:45.307	29.708	40.718	34.881	255.3	13:09:14.421
5		1:47.053	30.168	41.211	35.674	253.5	13:09:13.198	5		1:52.582	29.872	41.827	40.883	255.9	13:11:07.003
6		1:47.284	30.270	41.505	35.509	252.3	13:11:00.482	6		1:45.797	29.894	40.859	35.044	254.1	13:12:52.800
7		1:56.174	P 30.309	41.961	43.904	252.3	13:12:56.656	7		1:45.785	29.864	40.984	34.937	254.7	13:14:38.585
8		8:53.513	7:35.269	42.614	35.630	175.3	13:21:50.169	8		1:52.489	P 29.946	41.371	41.172	255.9	13:16:31.074
9		1:48.213	30.495	42.127	35.591	250.0	13:23:38.382	9		4:29.762	3:08.244	41.573	39.945	181.5	13:21:00.836
10		1:47.239	30.234	41.617	35.388	251.7	13:25:25.621	10		1:46.769	29.998	41.795	34.976	253.5	13:22:47.605
11		1:47.171	30.083	41.601	35.487	254.7	13:27:12.792	11		1:46.390	29.881	41.114	35.395	253.5	13:24:33.995
12		1:53.830	P 30.133	42.216	41.481	254.7	13:29:06.622	12		1:46.001	29.878	41.211	34.912	255.9	13:26:19.996
13		4:24.175	2:58.780	46.871	38.524	179.4	13:33:30.797	13		1:46.345	29.976	41.147	35.222	256.5	13:28:06.341
14		1:58.828	33.934	46.533	38.361	249.4	13:35:29.625	14		1:50.381	30.200	41.798	38.383	257.1	13:29:56.722
15		1:55.208	32.467	44.679	38.062	251.1	13:37:24.833	15		1:52.302	P 30.074	41.761	40.467	255.3	13:31:49.024
16		1:55.177	32.604	44.409	38.164	251.1	13:39:20.010	16		4:55.951	3:36.165	43.118	36.668	177.6	13:36:44.975
17		1:56.136	33.560	44.568	38.008	253.5	13:41:16.146	17		1:50.094	30.726	42.550	36.818	252.3	13:38:35.069
18		1:54.736	31.488	45.480	37.768	253.5	13:43:10.882	18		1:55.121	P 30.555	43.179	41.387	253.5	13:40:30.190
19		1:55.942	34.602	43.808	37.532	171.1	13:45:06.824	19		4:09.615	2:50.546	42.876	36.193	178.5	13:44:39.805
20		1:59.828	33.082	48.192	38.554	254.7	13:47:06.652	20		1:48.307	30.373	41.990	35.944	252.3	13:46:28.112
21		1:53.435	31.419	44.309	37.707	251.7	13:49:00.087	21		1:50.746	30.390	42.825	37.531	253.5	13:48:18.858
22		1:52.850	31.239	44.292	37.319	252.3	13:50:52.937	22		1:49.465	31.059	42.345	36.061	247.1	13:50:08.323
23		1:52.584	31.098	43.495	37.991	252.9	13:52:45.521	23		1:48.484	30.449	41.968	36.067	254.1	13:51:56.807
24		2:02.127	P 31.163	45.249	45.715	254.1	13:54:47.648	24		1:48.874	30.397	42.364	36.113	253.5	13:53:45.681
25		3:56.387	2:35.311	43.535	37.541	176.1	13:58:44.035	25		1:48.049	30.269	41.688	36.092	252.9	13:55:33.730
26		1:52.226	31.208	43.946	37.072	250.0	14:00:36.261	26		1:48.801	30.308	42.369	36.124	253.5	13:57:22.531
27		2:02.379	P 32.393	47.369	42.617	252.3	14:02:38.640	27		1:48.509	30.403	42.023	36.083	252.3	13:59:11.040
								28		1:49.613	31.108	42.249	36.256	253.5	14:01:00.653
								29		1:55.573	P 30.554	42.823	42.196	252.9	14:02:56.226





**Circuit de Barcelona  
International GT Open  
Private test - 1  
Lap Analysis**

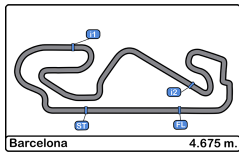


44 Andrew Gilbert McLaren 720 S GT3							55 Laurent De Meeus Ferrari 488 GT3 Evo								
PROAM Fran Rueda			Greystone GT				PROAM Johnny Mowlem			AF Corse					
Lap	D	Time	Sector 1	Sector 2	Sector 3	T. Spd	Elapsed	Lap	D	Time	Sector 1	Sector 2	Sector 3	T. Spd	Elapsed
1		13:02:19.504	13:00:56.804	42.846	39.854	113.4	13:02:19.504	1		13:02:50.616	13:01:28.452	44.680	37.484	177.0	13:02:50.616
2		1:48.654	30.527	42.319	35.808	256.5	13:04:08.158	2		1:51.481	31.525	43.280	36.676	256.5	13:04:42.097
3		1:51.700	30.292	45.340	36.068	257.1	13:05:59.858	3		1:50.827	31.093	42.494	37.240	258.3	13:06:32.924
4		1:46.734	30.141	41.350	35.243	257.7	13:07:46.592	4		1:49.007	30.702	42.181	36.124	257.1	13:08:21.931
5		1:46.340	29.971	41.351	35.018	257.7	13:09:32.932	5		1:48.825	30.530	42.128	36.167	260.8	13:10:10.756
6		1:51.857 P	29.978	41.633	40.246	257.7	13:11:24.789	6		1:55.230 P	30.502	42.073	42.655	258.9	13:12:05.986
7		7:06.086	5:20.249	45.953	59.884	153.4	13:18:30.875	7		9:09.425	7:50.491	42.742	36.192	179.4	13:21:15.411
8		1:56.425	32.595	45.281	38.549	248.8	13:20:27.300	8		1:55.081 P	30.843	42.228	42.010	252.9	13:23:10.492
9		1:54.317	32.053	44.555	37.709	249.4	13:22:21.617	9		4:36.700	3:14.678	44.577	37.445	177.6	13:27:47.192
10		1:55.044	31.709	44.899	38.436	249.4	13:24:16.661	10		1:47.575	30.304	41.910	35.361	258.3	13:29:34.767
11		1:53.807	32.093	43.953	37.761	253.5	13:26:10.468	11		1:47.263	30.118	41.676	35.469	260.2	13:31:22.030
12		1:54.325	31.715	44.765	37.845	252.3	13:28:04.793	12		1:53.599 P	30.542	42.221	40.836	258.3	13:33:15.629
13		2:00.000 P	31.474	45.112	43.414	254.1	13:30:04.793	13		6:03.604	4:40.088	45.572	37.944	139.1	13:39:19.233
14		5:17.417	3:54.706	44.102	38.609	168.7	13:35:22.210	14		1:55.238	32.110	44.938	38.190	255.3	13:41:14.471
15		1:52.477	31.600	43.370	37.507	250.5	13:37:14.687	15		1:55.632	31.958	44.774	38.900	254.1	13:43:10.103
16		1:53.582	31.431	44.254	37.897	253.5	13:39:08.269	16		1:55.569	32.184	45.051	38.334	252.3	13:45:05.672
17		1:52.384	31.534	43.311	37.539	252.3	13:41:00.653	17		1:55.562	31.874	45.621	38.067	251.1	13:47:01.234
18		1:59.641 P	31.679	44.341	43.621	252.3	13:43:00.294	18		1:55.069	31.964	45.002	38.103	254.1	13:48:56.303
19		3:48.222	2:28.663	42.742	36.817	169.5	13:46:48.516	19		1:53.673	31.784	44.348	37.541	254.1	13:50:49.976
20		1:51.463	31.175	43.211	37.077	252.9	13:48:39.979	20		1:54.196	31.561	44.043	38.592	254.7	13:52:44.172
21		1:52.006	31.402	43.174	37.430	252.3	13:50:31.985	21		1:53.227	31.561	43.993	37.673	252.9	13:54:37.399
22		1:52.820	31.563	44.007	37.250	251.1	13:52:24.805	22		2:02.092 P	31.697	44.682	45.713	255.3	13:56:39.491
23		1:54.449	31.718	44.389	38.342	251.7	13:54:19.254								
24		1:52.101	31.679	43.276	37.146	251.1	13:56:11.355								
25		2:01.582 P	31.367	44.035	46.180	253.5	13:58:12.937								

54 Dexter Müller Mercedes AMG GT3 - 2020							63 Benjamin Hites Lamborghini Huracan GT3 EVO MY2022								
PROAM Yannick Mettler			SPS Automotive Performance				PRO Leonardo Pulcini			Oregon Team					
Lap	D	Time	Sector 1	Sector 2	Sector 3	T. Spd	Elapsed	Lap	D	Time	Sector 1	Sector 2	Sector 3	T. Spd	Elapsed
1		13:02:20.887	13:00:59.065	42.306	39.516	119.8	13:02:20.887	1		13:04:16.193	13:02:48.055	49.418	38.720	143.6	13:04:16.193
2		1:55.067 P	30.497	41.953	42.617	257.1	13:04:15.954	2		1:58.988	33.711	46.021	39.256	246.5	13:06:15.181
3		2:10.193	53.718	41.295	35.180	148.3	13:06:26.147	3		1:54.058	32.654	44.376	37.028	251.1	13:08:09.239
4		1:47.514	29.699	41.242	36.573	257.7	13:08:13.661	4		1:55.063	31.681	43.334	40.048	251.7	13:10:04.302
5		1:52.288 P	29.713	41.751	40.824	257.1	13:10:05.949	5		1:55.011 P	32.454	42.522	40.035	198.5	13:11:59.313
6		4:12.244	2:55.504	41.687	35.053	179.7	13:14:18.193	6		3:29.524	2:11.540	41.685	36.299	179.4	13:15:28.837
7		1:46.162	29.799	41.187	35.176	256.5	13:16:04.355	7		1:46.007	29.988	41.102	34.917	251.7	13:17:14.844
8		1:45.973	29.701	41.173	35.099	257.1	13:17:50.328	8		1:47.713	29.945	41.127	36.641	253.5	13:19:02.557
9		1:51.119 P	29.831	41.378	39.910	255.9	13:19:41.447	9		1:46.449	30.032	41.291	35.126	251.7	13:20:49.006
10		4:44.278	3:17.250	42.309	44.719	181.5	13:24:25.725	10		1:50.431 P	30.060	41.435	38.936	251.7	13:22:39.437
11		1:46.413	30.002	41.179	35.232	255.3	13:26:12.138	11		3:52.651	2:34.393	42.121	36.137	181.5	13:26:32.088
12		1:48.069	30.247	42.350	35.472	258.3	13:28:00.207	12		1:46.665	30.317	41.200	35.148	252.9	13:28:18.753
13		1:52.218 P	29.960	41.630	40.628	259.6	13:29:52.425	13		1:46.840	30.139	41.291	35.410	253.5	13:30:05.593
14		4:34.491	3:15.667	41.359	37.465	176.1	13:34:26.916	14		1:46.794	30.178	41.383	35.233	253.5	13:31:52.387
15		1:45.527	29.656	41.022	34.849	255.3	13:36:12.443	15		1:49.744 P	30.099	41.416	38.229	252.9	13:33:42.131
16		1:44.833	29.501	40.678	34.654	256.5	13:37:57.276	16		4:07.426	2:48.292	42.548	36.586	177.9	13:37:49.557
17		1:52.176 P	29.746	42.588	39.842	258.9	13:39:49.452	17		1:48.863	30.709	42.194	35.960	250.5	13:39:38.420
18		5:10.142	3:47.673	45.082	37.387	179.7	13:44:59.594	18		1:50.965	30.502	41.994	38.469	252.3	13:41:29.385
19		1:51.932	31.551	43.154	37.227	253.5	13:46:51.526	19		1:48.535	30.511	41.875	36.149	250.5	13:43:17.920
20		1:51.209	31.522	42.856	36.831	255.3	13:48:42.735	20		1:49.236	30.961	41.867	36.408	249.4	13:45:07.156
21		1:57.941 P	31.179	42.712	44.050	254.1	13:50:40.676	21		1:49.784	30.817	42.580	36.387	254.7	13:46:56.940
22		6:59.627 P	5:31.731	43.222	44.674	179.4	13:57:40.303	22		1:54.790 P	30.750	42.006	42.034	251.7	13:48:51.730
								23		4:43.344	3:24.172	42.116	37.056	177.9	13:53:35.074
								24		1:48.998	30.795	41.979	36.224	250.5	13:55:24.072
								25		1:49.189	30.529	42.209	36.451	251.1	13:57:13.261
								26		1:49.138	30.767	42.001	36.370	250.5	13:59:02.399
								27		1:53.446 P	31.002	42.404	40.040	251.1	14:00:55.845







**Circuit de Barcelona**  
**International GT Open**  
**Private test - 1**  
**Lap Analysis**



**72** Nick Moss McLaren 720 S GT3 **99** Francesco Guerra Honda NSX GT3  
 PRO Joe Osborne Optimum Motorsport PRO Jorge Cabezas Nova Race Events

Lap	D	Time	Sector 1	Sector 2	Sector 3	T. Spd	Elapsed	Lap	D	Time	Sector 1	Sector 2	Sector 3	T. Spd	Elapsed
1		13:02:13.214 P	13:00:46.646	44.082	42.486	176.7	13:02:13.214	1		13:02:04.794	13:00:38.460	42.771	43.563	171.1	13:02:04.794
2		5:55.689 P	4:26.616	45.674	43.399	181.2	13:08:08.903	2		1:50.425	31.013	42.980	36.432	254.1	13:03:55.219
3		38:48.875	37:25.005	42.082	41.788	180.6	13:46:57.778	3		1:48.947	30.671	42.244	36.032	254.7	13:05:44.166
4		1:52.718	30.651	41.865	40.202	252.9	13:48:50.496	4		1:49.766	30.987	42.610	36.169	258.3	13:07:33.932
5		1:52.104 P	30.684	41.829	39.591	253.5	13:50:42.600	5		1:49.106	30.557	42.049	36.500	255.9	13:09:23.038
6		2:48.066	1:28.820	42.795	36.451	184.3	13:53:30.666	6		1:49.167	30.655	42.207	36.305	255.9	13:11:12.205
7		1:49.133	30.804	42.337	35.992	252.9	13:55:19.799	7		1:56.180 P	30.864	42.628	42.688	255.9	13:13:08.385
8		1:48.984	30.692	42.286	36.006	254.1	13:57:08.783	8		4:12.514	2:44.831	47.072	40.611	166.4	13:17:20.899
9		1:48.887	30.552	42.091	36.244	252.9	13:58:57.670	9		1:51.595	31.423	43.408	36.764	252.9	13:19:12.494
10		1:50.561	30.571	42.253	37.737	254.1	14:00:48.231	10		1:50.001	30.489	43.101	36.411	254.7	13:21:02.495
11		2:04.248 P	30.712	44.929	48.607	254.1	14:02:52.479	11		1:50.197	30.849	42.422	36.926	255.3	13:22:52.692

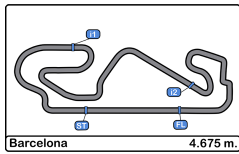
**77** Al Faisal Al Zubair Mercedes AMG GT3 - 2022  
 PRO Fabian Schiller GetSpeed Performance

Lap	D	Time	Sector 1	Sector 2	Sector 3	T. Spd	Elapsed	Lap	D	Time	Sector 1	Sector 2	Sector 3	T. Spd	Elapsed
1		13:03:09.254	13:01:49.074	41.944	38.236	178.5	13:03:09.254	12		1:49.804	31.149	42.124	36.531	254.7	13:24:42.496
2		1:47.110	30.542	41.473	35.095	253.5	13:04:56.364	13		1:50.362	30.766	43.002	36.594	256.5	13:26:32.858
3		1:45.570	29.772	40.835	34.963	254.7	13:06:41.934	14		1:56.413 P	30.926	42.793	42.694	257.7	13:28:29.271
4		1:50.183	30.238	41.470	38.475	257.7	13:08:32.117	15		5:48.673	4:29.566	43.041	36.066	175.3	13:34:17.944
5		1:54.221 P	29.719	41.033	43.469	255.9	13:10:26.338	16		1:48.666	30.902	42.032	35.732	253.5	13:36:06.610
6		5:35.764	4:11.645	45.674	38.445	177.0	13:16:02.102	17		1:48.678	30.444	41.828	36.406	255.3	13:37:55.288
7		1:44.622	29.620	40.511	34.491	253.5	13:17:46.724	18		1:48.644	30.584	42.178	35.882	257.1	13:39:43.932
8		1:44.798	29.508	40.471	34.819	254.7	13:19:31.522	19		1:48.146	30.300	41.955	35.891	255.3	13:41:32.078
9		1:45.950	29.526	40.687	35.737	254.7	13:21:17.472	20		1:48.043	30.272	41.866	35.905	257.1	13:43:20.121
10		1:46.236	29.979	41.216	35.041	254.7	13:23:03.708	21		1:53.054 P	30.391	42.115	40.548	256.5	13:45:13.175
11		1:49.649 P	29.646	40.952	39.051	254.1	13:24:53.357	22		3:40.299	2:20.851	43.109	36.339	162.8	13:48:53.474
12		4:29.124	3:10.064	42.812	36.248	173.0	13:29:22.481	23		1:49.499	31.007	41.993	36.499	254.7	13:50:42.973
13		1:48.034	30.672	41.649	35.713	253.5	13:31:10.515	24		1:54.192	30.411	42.549	41.232	256.5	13:52:37.165
14		1:46.692	30.006	41.254	35.432	255.3	13:32:57.207	25		1:49.183	30.601	42.139	36.443	254.7	13:54:26.348
15		1:47.537	30.069	41.558	35.910	254.7	13:34:44.744	26		1:50.823	30.367	42.172	38.284	256.5	13:56:17.171
16		1:47.038	30.083	41.354	35.601	254.7	13:36:31.782	27		1:54.098	30.407	42.255	41.436	254.7	13:58:11.269
17		1:48.080	30.014	42.488	35.578	256.5	13:38:19.862	28		1:59.536 P	30.636	43.130	45.770	252.9	14:00:10.805
18		1:47.813	30.015	41.612	36.186	255.9	13:40:07.675								
19		1:46.840	29.986	41.477	35.377	255.3	13:41:54.515								
20		1:54.139 P	30.095	41.358	42.686	255.9	13:43:48.654								
21		5:55.270	4:30.885	44.989	39.396	176.7	13:49:43.924								
22		1:45.371	29.739	40.698	34.934	254.7	13:51:29.295								
23		1:45.854	29.742	41.080	35.032	255.9	13:53:15.149								
24		1:45.926	29.869	40.987	35.070	254.1	13:55:01.075								
25		1:46.011	29.807	41.077	35.127	254.1	13:56:47.086								
26		1:52.767 P	30.226	41.899	40.642	254.7	13:58:39.853								
27		3:12.701 P	1:49.257	42.416	41.028	171.1	14:01:52.554								

**93** Daniel Díaz-Varela Mercedes AMG GT3  
 AM Alex Villanueva Baporo Motorsport

Lap	D	Time	Sector 1	Sector 2	Sector 3	T. Spd	Elapsed
1		13:06:22.220	13:04:58.498	45.983	37.739	151.0	13:06:22.220
2		2:21.849	31.243	42.792	1:07.814	251.1	13:08:44.069
3		1:59.402 P	31.741	43.727	43.934	252.9	13:10:43.471
4		41:48.863	40:18.541	49.548	40.774	77.5	13:52:32.334
5		2:00.387	33.919	47.656	38.812	230.7	13:54:32.721
6		1:58.929	32.841	46.975	39.113	250.5	13:56:31.650
7		1:57.203	32.526	45.982	38.695	250.0	13:58:28.853
8		1:59.888	32.950	45.487	41.451	247.7	14:00:28.741
9		2:20.938 P	39.088	50.321	51.529	180.6	14:02:49.679





**Circuit de Barcelona**  
**International GT Open**  
**Private test - 1**  
**Lap Analysis**



133

Murat Ruhi Cuhadaroglu

Ferrari 488 GT3 Evo **777**

Marcin Jedlinski

Audi R8 GT3 Evo 2

PROAM

David Fumanelli

Kessel Racing

PROAM

Karol Basz

Olimp Racing

Lap	D	Time	Sector 1	Sector 2	Sector 3	T. Spd	Elapsed	Lap	D	Time	Sector 1	Sector 2	Sector 3	T. Spd	Elapsed
1		13:01:58.656	13:00:40.545	42.254	35.857	174.7	13:01:58.656	1		13:04:21.398 P	13:03:00.177	42.283	38.938	150.8	13:04:21.398
2		1:46.815	30.186	41.513	35.116	256.5	13:03:45.471	2		2:51.260	1:34.609	41.502	35.149	182.1	13:07:12.658
3		1:47.033	29.905	41.491	35.637	256.5	13:05:32.504	3		1:46.105	29.831	41.128	35.146	259.6	13:08:58.763
4		1:46.331	30.272	41.142	<b>34.917</b>	257.7	13:07:18.835	4		<b>1:45.779</b>	29.826	41.094	<b>34.859</b>	260.2	13:10:44.542
5		<b>1:45.772</b>	<b>29.648</b>	<b>41.082</b>	35.042	258.3	13:09:04.607	5		1:50.434 P	29.835	41.027	39.572	258.9	13:12:34.976
6		2:00.229 P	30.665	43.242	46.322	259.6	13:11:04.836	6		3:14.585	1:53.503	45.568	35.514	183.0	13:15:49.561
7		4:19.345	2:47.705	44.186	47.454	180.0	13:15:24.181	7		1:46.063	29.952	<b>41.013</b>	35.098	257.7	13:17:35.624
8		1:47.258	29.973	41.685	35.600	256.5	13:17:11.439	8		1:46.199	29.945	41.106	35.148	258.3	13:19:21.823
9		1:46.413	29.901	41.280	35.232	256.5	13:18:57.852	9		1:50.227 P	<b>29.700</b>	41.121	39.406	258.9	13:21:12.050
10		1:55.543 P	29.964	42.165	43.414	255.9	13:20:53.395	10		5:51.808	4:28.061	46.246	37.501	138.6	13:27:03.858
11		5:03.325	3:44.484	42.280	36.561	175.0	13:25:56.720	11		1:54.407	31.525	43.864	39.018	254.7	13:28:58.265
12		1:47.650	30.201	41.661	35.788	255.9	13:27:44.370	12		1:51.039	30.975	43.277	36.787	253.5	13:30:49.304
13		1:47.317	30.056	41.595	35.666	255.9	13:29:31.687	13		1:50.558	30.636	42.781	37.141	257.1	13:32:39.862
14		1:56.053 P	30.269	42.559	43.225	255.9	13:31:27.740	14		1:51.570	31.941	42.944	36.685	254.1	13:34:31.432
15		4:32.319	3:09.112	44.918	38.289	151.4	13:36:00.059	15		1:50.124	31.019	42.587	36.518	257.1	13:36:21.556
16		1:54.913	32.101	44.508	38.304	251.7	13:37:54.972	16		1:49.968	30.749	42.858	36.361	257.7	13:38:11.524
17		1:55.121	31.869	45.220	38.032	253.5	13:39:50.093	17		1:49.605	30.702	42.760	36.143	258.9	13:40:01.129
18		1:54.414	31.487	44.711	38.216	252.9	13:41:44.507	18		1:50.190	30.642	42.712	36.836	258.3	13:41:51.319
19		1:53.413	31.721	43.777	37.915	252.3	13:43:37.920	19		2:04.126 P	30.633	42.900	50.593	257.7	13:43:55.445
20		1:53.880	31.168	43.558	39.154	253.5	13:45:31.800	20		6:09.733	4:49.833	42.960	36.940	175.8	13:50:05.178
21		1:53.152	31.465	43.929	37.758	252.9	13:47:24.952	21		1:49.758	30.917	42.483	36.358	255.9	13:51:54.936
22		2:00.763 P	31.871	43.918	44.974	254.1	13:49:25.715	22		2:03.389 P	30.704	48.389	44.296	255.3	13:53:58.325
23		4:32.783	3:13.493	42.523	36.767	167.9	13:53:58.498	23		4:38.918	3:18.723	42.769	37.426	181.5	13:58:37.243
24		1:49.222	30.674	42.185	36.363	253.5	13:55:47.720	24		1:49.322	30.359	41.850	37.113	257.1	14:00:26.565
25		1:49.968	30.636	42.184	37.148	252.9	13:57:37.688	25		2:04.700 P	30.145	41.661	52.894	258.3	14:02:31.265
26		2:08.724	48.116	43.838	36.770	252.3	13:59:46.412								
27		2:01.607 P	31.628	44.212	45.767	252.9	14:01:48.019								

182

Willem Van der Vorm

Ferrari 488 GT3 Evo MY 2020

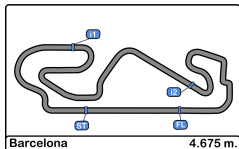
PROAM

Michele Rugolo

AF Corse

Lap	D	Time	Sector 1	Sector 2	Sector 3	T. Spd	Elapsed
1		13:10:00.080 P	13:08:33.592	41.657	44.831	179.4	13:10:00.080
2		2:35.907	1:19.216	41.177	35.514	182.7	13:12:35.987
3		1:53.539	29.909	42.588	41.042	255.9	13:14:29.526
4		1:46.463	29.966	41.315	35.182	255.9	13:16:15.989
5		1:48.197	29.865	41.337	36.995	255.3	13:18:04.186
6		1:58.413 P	30.115	43.267	45.031	255.3	13:20:02.599
7		10:19.230	9:01.384	42.117	35.729	178.5	13:30:21.829
8		1:47.347	30.111	41.565	35.671	255.3	13:32:09.176
9		1:56.481 P	29.877	42.048	44.556	254.7	13:34:05.657
10		6:37.599	5:19.968	41.958	35.673	179.4	13:40:43.256
11		1:53.797 P	30.215	41.441	42.141	254.7	13:42:37.053
12		9:48.356 P	8:23.905	42.119	42.332	178.8	13:52:25.409
13		4:18.433	2:43.049	57.041	38.343	130.7	13:56:43.842
14		<b>1:45.966</b>	30.040	<b>41.013</b>	<b>34.913</b>	251.7	13:58:29.808
15		1:51.316	31.038	41.045	39.233	254.1	14:00:21.124
16		2:06.458 P	<b>29.855</b>	43.690	52.913	252.9	14:02:27.582





**Circuit de Barcelona**  
**International GT Open**  
**Private test - 1**  
**Lap Analysis**



**786**

Kiki Sak Nana

Mercedes AMG GT3 - 2022

**911**

Sébastien Baud

Mercedes AMG GT3 - 2022

AM

Axel Blom

GetSpeed Performance

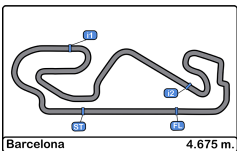
PRO

Steve Jans

GetSpeed Performance

Lap	D	Time	Sector 1	Sector 2	Sector 3	T. Spd	Elapsed	Lap	D	Time	Sector 1	Sector 2	Sector 3	T. Spd	Elapsed
1		13:02:31.186	13:01:07.734	45.587	37.865	177.6	13:02:31.186	1		13:02:54.167	13:01:34.416	43.247	36.504	177.9	13:02:54.167
2		1:50.529	31.292	42.608	36.629	251.1	13:04:21.715	2		1:49.165	30.843	42.189	36.133	252.9	13:04:43.332
3		1:49.811	31.117	42.636	36.058	252.9	13:06:11.526	3		1:48.588	30.544	41.995	36.049	254.1	13:06:31.920
4		1:48.971	30.438	42.762	35.771	254.1	13:08:00.497	4		1:46.866	30.087	41.456	35.323	254.7	13:08:18.786
5		1:49.693	30.485	42.215	36.993	254.1	13:09:50.190	5		1:46.385	30.121	41.184	35.080	254.7	13:10:05.171
6		1:48.339	30.357	42.012	35.970	254.1	13:11:38.529	6		1:46.590	29.982	41.364	35.244	255.3	13:11:51.761
7		1:48.109	30.426	42.205	35.478	254.1	13:13:26.638	7		1:51.665 P	30.176	41.044	40.445	254.1	13:13:43.426
8		1:55.560 P	30.344	42.625	42.591	253.5	13:15:22.198	8		3:35.940	2:18.097	41.694	36.149	181.5	13:17:19.366
9		5:11.223	3:50.076	43.852	37.295	177.0	13:20:33.421	9		1:46.814	30.232	41.309	35.273	253.5	13:19:06.180
10		1:50.137	30.780	42.569	36.788	250.5	13:22:23.558	10		1:46.473	30.085	41.228	35.160	253.5	13:20:52.653
11		1:51.285	30.475	43.837	36.973	252.3	13:24:14.843	11		1:53.066 P	30.084	41.826	41.156	254.1	13:22:45.719
12		1:49.333	30.230	42.704	36.399	252.9	13:26:04.176	12		5:10.362	3:51.102	42.808	36.452	176.4	13:27:56.081
13		1:49.741	30.445	42.695	36.601	254.1	13:27:53.917	13		1:49.772	30.584	42.314	36.874	255.9	13:29:45.853
14		1:51.430	30.717	43.988	36.725	255.9	13:29:45.347	14		1:48.585	30.531	42.258	35.796	255.3	13:31:34.438
15		1:51.313	30.618	43.763	36.932	252.9	13:31:36.660	15		1:48.201	30.462	41.591	36.148	254.1	13:33:22.639
16		1:57.085 P	30.708	42.975	43.402	254.7	13:33:33.745	16		1:47.604	30.246	41.623	35.735	253.5	13:35:10.243
17		3:03.582	1:44.812	42.912	35.858	178.5	13:36:37.327	17		1:47.868	30.376	41.724	35.768	254.7	13:36:58.111
18		1:48.536	30.726	41.969	35.841	254.1	13:38:25.863	18		1:47.428	29.985	41.522	35.921	253.5	13:38:45.539
19		1:50.334	30.510	42.763	37.061	254.7	13:40:16.197	19		1:57.403 P	31.416	42.782	43.205	254.7	13:40:42.942
20		1:48.827	31.014	41.944	35.869	256.5	13:42:05.024	20		5:05.109	3:46.705	42.255	36.149	180.3	13:45:48.051
21		1:48.109	30.301	42.060	35.748	255.3	13:43:53.133	21		1:47.859	30.203	41.787	35.869	254.7	13:47:35.910
22		1:48.900	30.251	42.007	36.642	255.3	13:45:42.033	22		1:48.062	30.327	41.851	35.884	254.7	13:49:23.972
23		1:54.890 P	30.509	42.467	41.914	254.1	13:47:36.923	23		1:48.367	30.389	41.876	36.102	254.1	13:51:12.339
24		3:04.950	1:44.765	43.518	36.667	175.8	13:50:41.873	24		1:58.860 P	31.011	43.811	44.038	254.1	13:53:11.199
25		1:50.632	30.847	42.883	36.902	252.3	13:52:32.505	25		3:46.222	2:27.856	42.227	36.139	182.4	13:56:57.421
26		1:51.002	30.682	43.352	36.968	252.3	13:54:23.507	26		1:47.981	30.587	41.735	35.659	254.7	13:58:45.402
27		1:49.950	30.556	42.495	36.899	253.5	13:56:13.457	27		1:47.550	30.386	41.693	35.471	254.7	14:00:32.952
28		1:51.610	30.554	43.194	37.862	253.5	13:58:05.067	28		1:59.159 P	31.801	42.717	44.641	254.7	14:02:32.111
29		2:33.019	30.743	42.779	1:19.497	252.3	14:00:38.086								
30		2:12.946 P	32.324	48.509	52.113	237.3	14:02:51.032								



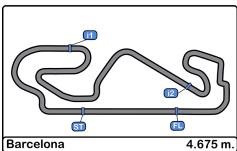


**Circuito de Barcelona**  
**International GT Open**  
**Private test - 1**  
**Best Sectors Results**



Sector - 1				Sector - 2				Sector - 3				Ideal Lap vs Best Lap				
Clas	Nº	Driver	Time	Nº	Driver	Time	Nº	Driver	Time	Clas	Nº	Driver	Ideal Lap	Best Lap	Clas	
1	54	Müller - Mettler	29.501	77	Al Zubair - Schiller	40.471	77	Al Zubair - Schiller	34.491	1	77	Al Zubair - Schiller	1:44.470	1:44.622	1	
2	77	Al Zubair - Schiller	29.508	54	Müller - Mettler	40.678	54	Müller - Mettler	34.654	2	54	Müller - Mettler	1:44.833	1:44.833	2	
3	133	Cuhadaroglu - Fumanelli	29.648	33	Scholze - Valente	40.718	33	Scholze - Valente	34.812	3	33	Scholze - Valente	1:45.238	1:45.307	3	
4	777	Jedlinski - Basz	29.700	777	Jedlinski - Basz	41.013	777	Jedlinski - Basz	34.859	4	777	Jedlinski - Basz	1:45.572	1:45.779	5	
5	33	Scholze - Valente	29.708	182	Van der Vorm - Rugolo	41.013	182	Van der Vorm - Rugolo	34.913	5	133	Cuhadaroglu - Fumanelli	1:45.647	1:45.772	4	
6	24	Bachler - Cazzaniga	29.777	911	Baud - Jans	41.044	133	Cuhadaroglu - Fumanelli	34.917	6	182	Van der Vorm - Rugolo	1:45.781	1:45.966	6	
7	182	Van der Vorm - Rugolo	29.855	24	Bachler - Cazzaniga	41.061	63	Hites - Pulcini	34.917	7	24	Bachler - Cazzaniga	1:45.881	1:45.972	7	
8	3	Steiner - Hofer	29.892	18	Juffali - Christodoulou	41.063	3	Steiner - Hofer	34.977	8	3	Steiner - Hofer	1:45.962	1:46.028	9	
9	5	Jedlinski - Korzeniowski	29.919	133	Cuhadaroglu - Fumanelli	41.082	44	Gilbert - Rueda	35.018	9	63	Hites - Pulcini	1:45.964	1:46.007	8	
10	63	Hites - Pulcini	29.945	3	Steiner - Hofer	41.093	24	Bachler - Cazzaniga	35.043	10	911	Baud - Jans	1:46.106	1:46.385	11	
11	44	Gilbert - Rueda	29.971	63	Hites - Pulcini	41.102	911	Baud - Jans	35.080	11	44	Gilbert - Rueda	1:46.339	1:46.340	10	
12	911	Baud - Jans	29.982	25	Hrachowina - Konrad	41.211	25	Hrachowina - Konrad	35.164	12	25	Hrachowina - Konrad	1:46.458	1:47.053	13	
13	18	Juffali - Christodoulou	29.986	44	Gilbert - Rueda	41.350	19	Gilardoni - Van Berlo	35.336	13	18	Juffali - Christodoulou	1:46.505	1:46.745	12	
14	25	Hrachowina - Konrad	30.083	19	Gilardoni - Van Berlo	41.486	5	Jedlinski - Korzeniowski	35.352	14	19	Gilardoni - Van Berlo	1:47.022	1:47.325	15	
15	55	De Meeus - Mowlem	30.118	55	De Meeus - Mowlem	41.676	55	De Meeus - Mowlem	35.361	15	5	Jedlinski - Korzeniowski	1:47.075	1:47.477	16	
16	11	Earle - Zanotti	30.188	5	Jedlinski - Korzeniowski	41.804	18	Juffali - Christodoulou	35.456	16	55	De Meeus - Mowlem	1:47.155	1:47.263	14	
17	19	Gilardoni - Van Berlo	30.200	99	Guerra - Cabezas	41.828	786	Kiki - Blom	35.478	17	786	Kiki - Blom	1:47.652	1:48.109	20	
18	786	Kiki - Blom	30.230	72	Moss - Osborne	41.829	11	Earle - Zanotti	35.672	18	11	Earle - Zanotti	1:47.767	1:48.052	19	
19	4	Benyahia - Hutchison	30.265	11	Earle - Zanotti	41.907	4	Benyahia - Hutchison	35.721	19	99	Guerra - Cabezas	1:47.832	1:48.043	18	
20	99	Guerra - Cabezas	30.272	786	Kiki - Blom	41.944	99	Guerra - Cabezas	35.732	20	4	Benyahia - Hutchison	1:47.949	1:48.041	17	
21	72	Moss - Osborne	30.552	4	Benyahia - Hutchison	41.963	8	Giuseppe Cipriani	35.893	21	72	Moss - Osborne	1:48.373	1:48.887	22	
22	8	Giuseppe Cipriani	30.579	8	Giuseppe Cipriani	41.988	72	Moss - Osborne	35.992	22	8	Giuseppe Cipriani	1:48.460	1:48.564	21	
23	15	Sager - Mardini	30.680	15	Sager - Mardini	42.468	15	Sager - Mardini	36.149	23	15	Sager - Mardini	1:49.297	1:49.395	23	
24	93	Díaz-Varela - Villanueva	31.243	93	Díaz-Varela - Villanueva	42.792	93	Díaz-Varela - Villanueva	37.739	24	93	Díaz-Varela - Villanueva	1:51.774	1:57.203	24	





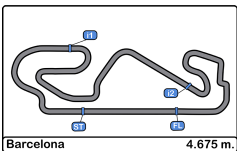
**Circuito de Barcelona**  
**International GT Open**  
**Private test - 1**  
**Best 5 Lap Times**



Cl	N°	Entrant/Team	Nat	Driver 1	Nat	Driver 2	Nat	Vehicle	Cat	Cl	Best 1		Best 2		Best 3		Best 4		Best 5	
											Time	Lap	Time	Lap	Time	Lap	Time	Lap	Time	Lap
1	77	GetSpeed Performance	DEU	Al Faisal Al Zubair	DEU	Fabian Schiller	DEU	Mercedes AMG GT3 - 2022	PRO	1	1:44.622	7	1:44.798	8	1:45.371	22	1:45.570	3	1:45.854	23
2	54	SPS Automotive Performance	DEU	Dexter Müller	CHE	Yannick Mettler	CHE	Mercedes AMG GT3 - 2020	PROAM	1	1:44.833	16	1:45.527	15	1:45.973	8	1:46.162	7	1:46.413	11
3	33	Team GT	DEU	Florian Scholze	CHE	Alain Valente	CHE	Mercedes AMG GT3 EVO - 2021	PROAM	2	1:45.307	4	1:45.785	7	1:45.797	6	1:45.925	3	1:46.001	12
4	133	Kessel Racing	CHE	Murat Ruhi Cuhadaroglu	TUR	David Fumanelli	ITA	Ferrari 488 GT3 Evo	PROAM	3	1:45.772	5	1:46.331	4	1:46.413	9	1:46.815	2	1:47.033	3
5	777	Olimp Racing	POL	Marcin Jedlinski	POL	Karol Basz	POL	Audi R8 GT3 Evo 2	PROAM	4	1:45.779	4	1:46.063	7	1:46.105	3	1:46.199	8	1:49.322	24
6	182	AF Corse	ITA	Willem Van der Vorm	NLD	Michele Rugolo	ITA	Ferrari 488 GT3 Evo MY 2020	PROAM	5	1:45.966	14	1:46.463	4	1:47.347	8	1:48.197	5	1:51.316	15
7	24	Dinamic Motorsport	ITA	Klaus Bachler	AUT	Riccardo Cazzaniga	ITA	Porsche 991 GT3 R 2019	PRO	2	1:45.972	21	1:46.476	9	1:46.603	7	1:47.037	8	1:47.213	6
8	63	Oregon Team	ITA	Benjamin Hites	CHE	Leonardo Pulcini	ITA	Lamborghini Huracan GT3 EVO MY2022	PRO	3	1:46.007	7	1:46.449	9	1:46.665	12	1:46.794	14	1:46.840	13
9	3	Aust Motorsport	DEU	Dino Steiner	DEU	Max Hofer	AUT	Audi R8 LMS GT3 evo II	PROAM	6	1:46.028	14	1:46.371	13	1:46.822	12	1:47.236	7	1:47.253	3
10	44	Greystone GT	GBR	Andrew Gilbert	GBR	Fran Rueda	ESP	McLaren 720 S GT3	PROAM	7	1:46.340	5	1:46.734	4	1:48.654	2	1:51.463	20	1:51.700	3
11	911	GetSpeed Performance	DEU	Sébastien Baud	FRA	Steve Jans	LUX	Mercedes AMG GT3 - 2022	PRO	4	1:46.385	5	1:46.473	10	1:46.590	6	1:46.814	9	1:46.866	4
12	18	Theeba Motorsport	SAU	Reema Juffali	SAU	Adam Christodoulou	GBR	Mercedes AMG GT3 - 2022	PROAM*	8	1:46.745	5	1:46.832	4	1:47.324	10	1:47.401	3	1:48.699	2
13	25	Mann Filter Team Landgraf	DEU	Alexander Hrachowina	AUT	Martin Konrad	AUT	Mercedes AMG GT3 EVO - 2021	AM	1	1:47.053	5	1:47.170	4	1:47.171	11	1:47.239	10	1:47.284	6
14	55	AF Corse	ITA	Laurent De Meeus	BEL	Johnny Mowlem	GBR	Ferrari 488 GT3 Evo	PROAM	9	1:47.263	11	1:47.575	10	1:48.825	5	1:49.007	4	1:50.827	3
15	19	Oregon Team	ITA	Kevin Gilardoni	CHE	Glenn Van Berlo	NLD	Lamborghini Huracan GT3 EVO MY2022	PRO	5	1:47.325	7	1:47.360	26	1:47.366	6	1:47.731	5	1:47.733	14
16	5	Olimp Racing	POL	Stanislaw Jedlinski	POL	Krystian Korzeniowski	POL	Ferrari 488 GT3 MY 2021	AM	2	1:47.477	6	1:47.484	5	1:47.488	4	1:48.145	3	1:48.696	2
17	4	Optimum Motorsport	GBR	Michaël Benyahia	MAR	Finlay Hutchison	GBR	McLaren 720 S GT3	PRO	6	1:48.041	11	1:48.355	10	1:48.597	16	1:48.973	17	1:49.466	14
18	99	Nova Race Events	ITA	Francesco Guerra	ITA	Jorge Cabezas	ESP	Honda NSX GT3	PRO	7	1:48.043	20	1:48.146	19	1:48.644	18	1:48.666	16	1:48.678	17
19	11	Kessel Racing	CHE	Stephen Earle	USA	Erwin Zanotti	ITA	Ferrari 488 GT3 Evo	AM	3	1:48.052	21	1:48.470	20	1:48.622	22	1:48.886	18	1:48.908	6
20	786	GetSpeed Performance	DEU	Kiki Sak Nana	FIN	Axel Blom	FIN	Mercedes AMG GT3 - 2022	AM	4	1:48.109	7	1:48.109	21	1:48.339	6	1:48.536	18	1:48.827	20
21	8	Il Barone Rampante	ITA	Giuseppe Cipriani	ITA		ITA	Lamborghini Huracan GT3 EVO	AM	5	1:48.564	6	1:48.622	7	1:48.787	18	1:48.789	21	1:49.084	14
22	72	Optimum Motorsport	GBR	Nick Moss	GBR	Joe Osborne	GBR	McLaren 720 S GT3	PRO	8	1:48.887	9	1:48.984	8	1:49.133	7	1:50.561	10	1:52.104	5
23	15	Dinamic Motorsport	ITA	Philipp Sager	AUT	Bashar Mardini	CAN	Porsche 991 GT3 R 2019	AM	6	1:49.395	21	1:49.778	17	1:49.810	12	1:49.836	20	1:50.497	11
24	93	Baporo Motorsport	ESP	Daniel Diaz-Varela	ESP	Alex Villanueva	ESP	Mercedes AMG GT3	AM	7	1:57.203	7	1:58.929	6	1:59.402	3	1:59.888	8	2:00.387	5





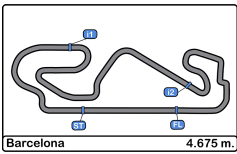


**Circuito de Barcelona**  
**International GT Open**  
**Private test - 1**  
**Best 5 Top Speeds**






Cl	N°	Entrant/Team	Nat	Driver 1	Nat	Driver 2	Nat	Vehicle	Cat	Cl	Top 1		Top 2		Top 3		Top 4		Top 5		Avg
											Km/h	Lap	Km/h	Lap	Km/h	Lap	Km/h	Lap	Km/h	Lap	
1	55	AF Corse	ITA	Laurent De Meeus	BEL	Johnny Mowlem	GBR	Ferrari 488 GT3 Evo	PROAM	1	260.8	5	260.2	11	258.9	6	258.3	3	258.3	10	259.3
2	777	Olimp Racing	POL	Marcin Jedlinski	POL	Karol Basz	POL	Audi R8 GT3 Evo 2	PROAM	2	260.2	4	259.6	3	258.9	5	258.9	9	258.9	17	259.3
3	54	SPS Automotive Performance	DEU	Dexter Müller	CHE	Yannick Mettler	CHE	Mercedes AMG GT3 - 2020	PROAM	3	259.6	13	258.9	17	258.3	12	257.7	4	257.1	2	258.3
4	133	Kessel Racing	CHE	Murat Ruhi Cuhadaroglu	TUR	David Fumanelli	ITA	Ferrari 488 GT3 Evo	PROAM	4	259.6	6	258.3	5	257.7	4	256.5	2	256.5	3	257.7
5	24	Dinamic Motorsport	ITA	Klaus Bachler	AUT	Riccardo Cazzaniga	ITA	Porsche 991 GT3 R 2019	PRO	1	258.9	4	257.1	14	256.5	3	255.9	23	255.3	13	256.7
6	99	Nova Race Events	ITA	Francesco Guerra	ITA	Jorge Cabezas	ESP	Honda NSX GT3	PRO	2	258.3	4	257.7	14	257.1	18	257.1	20	256.5	13	257.3
7	5	Olimp Racing	POL	Stanislaw Jedlinski	POL	Krystian Korzeniowski	POL	Ferrari 488 GT3 MY 2021	AM	1	257.7	4	257.1	3	257.1	6	256.5	5	255.9	7	256.8
8	44	Greystone GT	GBR	Andrew Gilbert	GBR	Fran Rueda	ESP	McLaren 720 S GT3	PROAM	5	257.7	4	257.7	5	257.7	6	257.1	3	256.5	2	257.3
9	77	GetSpeed Performance	DEU	Al Faisal Al Zubair	OMN	Fabian Schiller	DEU	Mercedes AMG GT3 - 2022	PRO	3	257.7	4	256.5	17	255.9	5	255.9	18	255.9	20	256.4
10	33	Team GT	DEU	Florian Scholze	DEU	Alain Valente	CHE	Mercedes AMG GT3 EVO - 2021	PROAM	6	257.1	14	256.5	13	255.9	5	255.9	8	255.9	12	256.2
11	3	Aust Motorsport	DEU	Dino Steiner	DEU	Max Hofer	AUT	Audi R8 LMS GT3 evo II	PROAM	7	256.5	4	255.3	5	254.7	15	254.7	27	254.1	3	255.0
12	4	Optimum Motorsport	GBR	Michaël Benyahia	GBR	Finlay Hutchison	GBR	McLaren 720 S GT3	PRO	4	256.5	9	256.5	12	255.9	10	255.9	11	255.3	14	256.0
13	786	GetSpeed Performance	DEU	Kiki Sak Nana	THA	Axel Blom	FIN	Mercedes AMG GT3 - 2022	AM	2	256.5	20	255.9	14	255.3	21	255.3	22	254.7	16	255.5
14	182	AF Corse	ITA	Willem Van der Vorm	ITA	Michele Rugolo	ITA	Ferrari 488 GT3 Evo MY 2020	PROAM	8	255.9	3	255.9	4	255.3	5	255.3	6	255.3	8	255.5
15	911	GetSpeed Performance	DEU	Sébastien Baud	FRA	Steve Jans	LUX	Mercedes AMG GT3 - 2022	PRO	5	255.9	13	255.3	6	255.3	14	254.7	4	254.7	5	255.1
16	11	Kessel Racing	CHE	Stephen Earle	USA	Erwin Zanotti	ITA	Ferrari 488 GT3 Evo	AM	3	254.7	4	254.1	19	254.1	25	253.5	3	253.5	6	253.9
17	15	Dinamic Motorsport	ITA	Philipp Sager	AUT	Bashar Mardini	CAN	Porsche 991 GT3 R 2019	AM	4	254.7	5	254.7	13	254.1	4	253.5	2	253.5	6	254.1
18	19	Oregon Team	ITA	Kevin Gilardoni	CHE	Glenn Van Berlo	NLD	Lamborghini Huracan GT3 EVO MY2022	PRO	6	254.7	4	254.7	5	252.9	7	252.9	13	252.3	3	253.5
19	25	Mann Filter Team Landgraf	DEU	Alexander Hrachowina	AUT	Martin Konrad	ITA	Mercedes AMG GT3 EVO - 2021	AM	5	254.7	11	254.7	12	254.7	20	254.1	24	253.5	5	254.3
20	63	Oregon Team	ITA	Benjamin Hites	CHE	Leonardo Pulcini	ITA	Lamborghini Huracan GT3 EVO MY2022	PRO	7	254.7	21	253.5	8	253.5	13	253.5	14	252.9	12	253.6
21	72	Optimum Motorsport	GBR	Nick Moss	GBR	Joe Osborne	GBR	McLaren 720 S GT3	PRO	8	254.1	8	254.1	10	254.1	11	253.5	5	252.9	4	253.7
22	8	Il Barone Rampante	ITA	Giuseppe Cipriani	ITA		ITA	Lamborghini Huracan GT3 EVO	AM	6	253.5	3	253.5	4	252.9	2	252.9	11	252.3	5	253.0
23	18	Theeba Motorsport	SAU	Reema Juffali	SAU	Adam Christodoulou	GBR	Mercedes AMG GT3 - 2022	PROAM*	9	253.5	4	253.5	5	253.5	6	253.5	24	252.9	3	253.4
24	93	Baporo Motorsport	ESP	Daniel Díaz-Varela	ESP	Alex Villanueva	ESP	Mercedes AMG GT3	AM	7	252.9	3	251.1	2	250.5	6	250.0	7	247.7	8	250.4



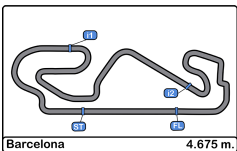


Circuito de Barcelona  
International GT Open  
Private test - 1  
Fastest Laps Sequence



Lap	Time of Day	Session Time	Nº	Entrant/Team	Nat	Driver 1	Nat	Driver 2	Nat	Vehicle	Cat	Time	Km/h
2	13:03:45.471	3:45.471	133	Kessel Racing	 CHE	Murat Ruhi Cuhadaroglu	 TUR	David Fumanelli	 ITA	Ferrari 488 GT3 Evo	PROAM	1:46.815	157.5
3	13:06:41.934	6:41.934	77	GetSpeed Performance	 DEU	Al Faisal Al Zubair	 OMAN	Fabian Schiller	 DEU	Mercedes AMG GT3 - 2022	PRO	1:45.570	159.4
4	13:09:14.421	9:14.421	33	Team GT	 DEU	Florian Scholze	 OMAN	Alain Valente	 CHE	Mercedes AMG GT3 EVO - 2021	PROAM	1:45.307	159.8
7	13:17:46.724	17:46.724	77	GetSpeed Performance	 DEU	Al Faisal Al Zubair	 OMAN	Fabian Schiller	 DEU	Mercedes AMG GT3 - 2022	PRO	1:44.622	160.8





Circuito de Barcelona

International GT Open

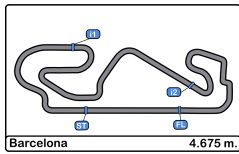
Private test - 1

Event Best Maximum Speed



Nº	Entrant/Team	Nat	Driver 1	Nat	Driver 2	Nat	Vehicle	Cat	Km/h	Session
55	AF Corse	ITA	Laurent De Meeus	BEL	Johnny Mowlem	GBR	Ferrari 488 GT3 Evo	PROAM	260.8	Private test - 1
777	Olimp Racing	POL	Marcin Jedlinski	POL	Karol Basz	POL	Audi R8 GT3 Evo 2	PROAM	260.2	Private test - 1
133	Kessel Racing	CHE	Murat Ruhi Cuhadaroglu	TUR	David Fumanelli	ITA	Ferrari 488 GT3 Evo	PROAM	259.6	Private test - 1
54	SPS Automotive Performance	DEU	Dexter Müller	CHE	Yannick Mettler	CHE	Mercedes AMG GT3 - 2020	PROAM	259.6	Private test - 1
24	Dinamic Motorsport	ITA	Klaus Bachler	AUT	Riccardo Cazzaniga	ITA	Porsche 991 GT3 R 2019	PRO	258.9	Private test - 1
99	Nova Race Events	ITA	Francesco Guerra	ITA	Jorge Cabezas	ESP	Honda NSX GT3	PRO	258.3	Private test - 1
44	Greystone GT	GBR	Andrew Gilbert	GBR	Fran Rueda	ESP	McLaren 720 S GT3	PROAM	257.7	Private test - 1
77	GetSpeed Performance	DEU	Al Faisal Al Zubair	QAT	Fabian Schiller	DEU	Mercedes AMG GT3 - 2022	PRO	257.7	Private test - 1
5	Olimp Racing	POL	Stanislaw Jedlinski	POL	Krystian Korzeniowski	POL	Ferrari 488 GT3 MY 2021	AM	257.7	Private test - 1
33	Team GT	DEU	Florian Scholze	DEU	Alain Valente	CHE	Mercedes AMG GT3 EVO - 2021	PROAM	257.1	Private test - 1
3	Aust Motorsport	DEU	Dino Steiner	DEU	Max Hofer	AUT	Audi R8 LMS GT3 evo II	PROAM	256.5	Private test - 1
4	Optimum Motorsport	GBR	Michaël Benyahia	MAR	Finlay Hutchison	GBR	McLaren 720 S GT3	PRO	256.5	Private test - 1
786	GetSpeed Performance	DEU	Kiki Sak Nana	THA	Axel Blom	FIN	Mercedes AMG GT3 - 2022	AM	256.5	Private test - 1
182	AF Corse	ITA	Willem Van der Vorm	NLD	Michele Rugolo	ITA	Ferrari 488 GT3 Evo MY 2020	PROAM	255.9	Private test - 1
911	GetSpeed Performance	DEU	Sébastien Baud	FRA	Steve Jans	LUX	Mercedes AMG GT3 - 2022	PRO	255.9	Private test - 1
19	Oregon Team	ITA	Kevin Gilardoni	CHE	Glenn Van Berlo	NLD	Lamborghini Huracan GT3 EVO MY2022	PRO	254.7	Private test - 1
11	Kessel Racing	CHE	Stephen Earle	USA	Erwin Zanotti	ITA	Ferrari 488 GT3 Evo	AM	254.7	Private test - 1
15	Dinamic Motorsport	ITA	Philipp Sager	AUT	Bashar Mardini	CAN	Porsche 991 GT3 R 2019	AM	254.7	Private test - 1
25	Mann Filter Team Landgraf	DEU	Alexander Hrachowina	AUT	Martin Konrad	AUT	Mercedes AMG GT3 EVO - 2021	AM	254.7	Private test - 1
63	Oregon Team	ITA	Benjamin Hites	CHL	Leonardo Pulcini	ITA	Lamborghini Huracan GT3 EVO MY2022	PRO	254.7	Private test - 1
72	Optimum Motorsport	GBR	Nick Moss	GBR	Joe Osborne	GBR	McLaren 720 S GT3	PRO	254.1	Private test - 1
18	Theeba Motorsport	SAU	Reema Juffali	SAU	Adam Christodoulou	GBR	Mercedes AMG GT3 - 2022	PROAM*	253.5	Private test - 1
8	Il Barone Rampante	ITA	Giuseppe Cipriani	ITA			Lamborghini Huracan GT3 EVO	AM	253.5	Private test - 1
93	Baporo Motorsport	ESP	Daniel Díaz-Varela	ESP	Alex Villanueva	ESP	Mercedes AMG GT3	AM	252.9	Private test - 1





**Circuit de Barcelona**  
**International GT Open**  
**Private test - 1**  
**Pit Stop Analysis**



**3** Dino Steiner Audi R8 LMS GT3 evo II  
 PROAM Max Hofer Aust Motorsport

Nº	In Day Time	In Time	Out Time	Pit Time	T. Pit Time	Handicap	Diff.
1	13:09:58.353	13:09:58.353	13:11:11.918	1:13.565	1:13.565		
2	13:20:12.954	13:20:12.954	13:21:17.228	1:04.274	2:17.839		
3	13:30:18.288	13:30:18.288	13:32:23.370	2:05.082	4:22.921		
4	13:49:15.706	13:49:15.706	13:50:49.166	1:33.460	5:56.381		

**4** Michaël Benyahia McLaren 720 S GT3  
 PRO Finlay Hutchison Optimum Motorsport

Nº	In Day Time	In Time	Out Time	Pit Time	T. Pit Time	Handicap	Diff.
1	13:02:16.141	13:02:16.141	13:08:51.547	6:35.406	6:35.406		
2	13:18:33.402	13:18:33.402	13:22:13.511	3:40.109	10:15.515		
3	13:44:41.671	13:44:41.671	13:48:44.422	4:02.751	14:18.266		

**5** Stanislaw Jedlinski Ferrari 488 GT3 MY 2021  
 AM Krystian Korzeniowski Olimp Racing

Nº	In Day Time	In Time	Out Time	Pit Time	T. Pit Time	Handicap	Diff.
1	13:15:05.506	13:15:05.506	13:20:33.953	5:28.447	5:28.447		
2	13:26:07.278	13:26:07.278	13:30:42.044	4:34.766	10:03.213		
3	13:34:23.048	13:34:23.048	13:42:11.459	7:48.411	17:51.624		

**8** Giuseppe Cipriani Lamborghini Huracan GT3 EVO  
 AM Il Barone Rampante

Nº	In Day Time	In Time	Out Time	Pit Time	T. Pit Time	Handicap	Diff.
1	13:17:36.536	13:17:36.536	13:21:23.418	3:46.882	3:46.882		
2	13:26:56.686	13:26:56.686	13:28:35.785	1:39.099	5:25.981		
3	13:36:05.651	13:36:05.651	13:42:48.071	6:42.420	12:08.401		
4	13:55:48.399	13:55:48.399	13:57:12.796	1:24.397	13:32.798		

**11** Stephen Earle Ferrari 488 GT3 Evo  
 AM Erwin Zanotti Kessel Racing

Nº	In Day Time	In Time	Out Time	Pit Time	T. Pit Time	Handicap	Diff.
1	13:02:19.582	13:02:19.582	13:04:46.716	2:27.134	2:27.134		
2	13:17:45.887	13:17:45.887	13:20:09.021	2:23.134	4:50.268		
3	13:35:34.883	13:35:34.883	13:37:35.995	2:01.112	6:51.380		
4	13:50:24.337	13:50:24.337	13:52:25.255	2:00.918	8:52.298		

**15** Philipp Sager Porsche 991 GT3 R 2019  
 AM Bashar Mardini Dinamic Motorsport

Nº	In Day Time	In Time	Out Time	Pit Time	T. Pit Time	Handicap	Diff.
1	13:12:51.864	13:12:51.864	13:14:30.610	1:38.746	1:38.746		
2	13:27:34.574	13:27:34.574	13:30:46.709	3:12.135	4:50.881		
3	13:40:14.732	13:40:14.732	13:43:35.223	3:20.491	8:11.372		

**18** Reema Juffali Mercedes AMG GT3 - 2022  
 PROAM\* Adam Christodoulou Theeba Motorsport

Nº	In Day Time	In Time	Out Time	Pit Time	T. Pit Time	Handicap	Diff.
1	13:11:17.609	13:11:17.609	13:15:16.826	3:59.217	3:59.217		
2	13:18:53.817	13:18:53.817	13:23:34.318	4:40.501	8:39.718		
3	13:28:58.039	13:28:58.039	13:30:38.087	1:40.048	10:19.766		
4	13:44:11.567	13:44:11.567	13:47:42.932	3:31.365	13:51.131		

**19** Kevin Gilardoni Lamborghini Huracan GT3 EVO MY2022  
 PRO Glenn Van Berlo Oregon Team

Nº	In Day Time	In Time	Out Time	Pit Time	T. Pit Time	Handicap	Diff.
1	13:15:13.713	13:15:13.713	13:16:54.207	1:40.494	1:40.494		
2	13:19:16.044	13:19:16.044	13:21:59.690	2:43.646	4:24.140		
3	13:24:14.919	13:24:14.919	13:27:39.343	3:24.424	7:48.564		
4	13:36:56.211	13:36:56.211	13:38:24.783	1:28.572	9:17.136		
5	13:49:25.025	13:49:25.025	13:51:20.491	1:55.466	11:12.602		
6	13:54:59.873	13:54:59.873	13:56:04.610	1:04.737	12:17.339		

**24** Klaus Bachler Porsche 991 GT3 R 2019  
 PRO Riccardo Cazzaniga Dinamic Motorsport

Nº	In Day Time	In Time	Out Time	Pit Time	T. Pit Time	Handicap	Diff.
1	13:08:25.525	13:08:25.525	13:12:27.934	4:02.409	4:02.409		
2	13:23:20.155	13:23:20.155	13:27:11.434	3:51.279	7:53.688		
3	13:38:09.199	13:38:09.199	13:40:47.582	2:38.383	10:32.071		
4	13:46:15.015	13:46:15.015	13:49:11.188	2:56.173	13:28.244		

**25** Alexander Hrachowina Mercedes AMG GT3 EVO - 2021  
 AM Martin Konrad Mann Filter Team Landgraf

Nº	In Day Time	In Time	Out Time	Pit Time	T. Pit Time	Handicap	Diff.
1	13:12:54.163	13:12:54.163	13:19:59.451	7:05.288	7:05.288		
2	13:29:04.160	13:29:04.160	13:31:32.666	2:28.506	9:33.794		
3	13:54:45.182	13:54:45.182	13:56:51.525	2:06.343	11:40.137		

**33** Florian Scholze Mercedes AMG GT3 EVO - 2021  
 PROAM Alain Valente Team GT

Nº	In Day Time	In Time	Out Time	Pit Time	T. Pit Time	Handicap	Diff.
1	13:02:22.997	13:02:22.997	13:03:53.790	1:30.793	1:30.793		
2	13:16:28.570	13:16:28.570	13:19:09.041	2:40.471	4:11.264		
3	13:31:46.563	13:31:46.563	13:34:54.133	3:07.570	7:18.834		
4	13:40:27.788	13:40:27.788	13:42:50.077	2:22.289	9:41.123		

**44** Andrew Gilbert McLaren 720 S GT3  
 PROAM Fran Rueda Greystone GT

Nº	In Day Time	In Time	Out Time	Pit Time	T. Pit Time	Handicap	Diff.
1	13:11:22.376	13:11:22.376	13:16:08.980	4:46.604	4:46.604		
2	13:30:02.382	13:30:02.382	13:33:26.578	3:24.196	8:10.800		
3	13:42:57.880	13:42:57.880	13:44:54.544	1:56.664	10:07.464		

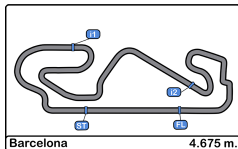
**54** Dexter Müller Mercedes AMG GT3 - 2020  
 PROAM Yannick Mettler SPS Automotive Performance

Nº	In Day Time	In Time	Out Time	Pit Time	T. Pit Time	Handicap	Diff.
1	13:04:13.336	13:04:13.336	13:04:36.422	23.086	23.086		
2	13:10:03.405	13:10:03.405	13:12:30.224	2:26.819	2:49.905		
3	13:19:38.887	13:19:38.887	13:22:28.780	2:49.893	5:39.798		
4	13:29:49.901	13:29:49.901	13:32:37.038	2:47.137	8:26.935		
5	13:39:46.851	13:39:46.851	13:43:05.451	3:18.600	11:45.535		
6	13:50:38.177	13:50:38.177	13:55:41.169	5:02.992	16:48.527		

**55** Laurent De Meeus Ferrari 488 GT3 Evo  
 PROAM Johnny Mowlem AF Corse

Nº	In Day Time	In Time	Out Time	Pit Time	T. Pit Time	Handicap	Diff.
1	13:12:03.575	13:12:03.575	13:19:21.839	7:18.264	7:18.264		
2	13:23:08.058	13:23:08.058	13:25:54.447	2:46.389	10:04.653		
3	13:33:13.172	13:33:13.172	13:37:18.719	4:05.547	14:10.200		





**Circuit de Barcelona**  
**International GT Open**  
**Private test - 1**  
**Pit Stop Analysis**



**63** Benjamin Hites Lamborghini Huracan GT3 EVO MY2022

PRO Leonardo Pulcini Oregon Team

Nº	In Day Time	In Time	Out Time	Pit Time	T. Pit Time	Handicap	Diff.
1	13:11:56.879	13:11:56.879	13:13:40.965	1:44.086	1:44.086		
2	13:22:37.008	13:22:37.008	13:24:43.052	2:06.044	3:50.130		
3	13:33:39.703	13:33:39.703	13:35:59.680	2:19.977	6:10.107		
4	13:48:49.008	13:48:49.008	13:51:45.254	2:56.246	9:06.353		

**72** Nick Moss McLaren 720 S GT3

PRO Joe Osborne Optimum Motorsport

Nº	In Day Time	In Time	Out Time	Pit Time	T. Pit Time	Handicap	Diff.
1	13:02:10.778	13:02:10.778	13:06:07.630	3:56.852	3:56.852		
2	13:08:06.512	13:08:06.512	13:45:03.733	36:57.221	40:54.073		
3	13:50:40.166	13:50:40.166	13:51:41.348	1:01.182	41:55.255		

**77** Al Faisal Al Zubair Mercedes AMG GT3 - 2022

PRO Fabian Schiller GetSpeed Performance

Nº	In Day Time	In Time	Out Time	Pit Time	T. Pit Time	Handicap	Diff.
1	13:10:23.895	13:10:23.895	13:14:05.117	3:41.222	3:41.222		
2	13:24:50.892	13:24:50.892	13:27:31.571	2:40.679	6:21.901		
3	13:43:46.204	13:43:46.204	13:47:48.651	4:02.447	10:24.348		
4	13:58:37.407	13:58:37.407	13:59:57.678	1:20.271	11:44.619		

**93** Daniel Díaz-Varela Mercedes AMG GT3

AM Alex Villanueva Baporo Motorsport

Nº	In Day Time	In Time	Out Time	Pit Time	T. Pit Time	Handicap	Diff.
1	13:10:40.436	13:10:40.436	13:50:05.341	39:24.905	39:24.905		

**99** Francesco Guerra Honda NSX GT3

PRO Jorge Cabezas Nova Race Events

Nº	In Day Time	In Time	Out Time	Pit Time	T. Pit Time	Handicap	Diff.
1	13:13:05.979	13:13:05.979	13:15:20.342	2:14.363	2:14.363		
2	13:28:26.221	13:28:26.221	13:32:25.126	3:58.905	6:13.268		
3	13:45:10.779	13:45:10.779	13:46:59.501	1:48.722	8:01.990		

**133** Murat Ruhi Cuhadaroglu Ferrari 488 GT3 Evo

PROAM David Fumanelli Kessel Racing

Nº	In Day Time	In Time	Out Time	Pit Time	T. Pit Time	Handicap	Diff.
1	13:11:02.414	13:11:02.414	13:13:21.908	2:19.494	2:19.494		
2	13:20:50.971	13:20:50.971	13:24:05.652	3:14.681	5:34.175		
3	13:31:25.318	13:31:25.318	13:34:01.720	2:36.402	8:10.577		
4	13:49:23.174	13:49:23.174	13:52:06.290	2:43.116	10:53.693		

**182** Willem Van der Vorm Ferrari 488 GT3 Evo MY 2020

PROAM Michele Rugolo AF Corse

Nº	In Day Time	In Time	Out Time	Pit Time	T. Pit Time	Handicap	Diff.
1	13:09:57.633	13:09:57.633	13:10:49.471	51.838	51.838		
2	13:20:00.119	13:20:00.119	13:28:32.807	8:32.688	9:24.526		
3	13:34:03.172	13:34:03.172	13:38:55.198	4:52.026	14:16.552		
4	13:42:34.531	13:42:34.531	13:50:30.621	7:56.090	22:12.642		
5	13:52:22.973	13:52:22.973	13:54:24.769	2:01.796	24:14.438		

**777** Marcin Jedlinski Audi R8 GT3 Evo 2

PROAM Karol Basz Olimp Racing

Nº	In Day Time	In Time	Out Time	Pit Time	T. Pit Time	Handicap	Diff.
1	13:04:19.005	13:04:19.005	13:05:26.373	1:07.368	1:07.368		
2	13:12:32.580	13:12:32.580	13:13:58.276	1:25.696	2:33.064		
3	13:21:09.578	13:21:09.578	13:25:04.975	3:55.397	6:28.461		
4	13:43:52.305	13:43:52.305	13:48:13.056	4:20.751	10:49.212		
5	13:53:55.928	13:53:55.928	13:56:46.297	2:50.369	13:39.581		

**786** Kiki Sak Nana Mercedes AMG GT3 - 2022

AM Axel Blom GetSpeed Performance

Nº	In Day Time	In Time	Out Time	Pit Time	T. Pit Time	Handicap	Diff.
1	13:15:19.745	13:15:19.745	13:18:40.913	3:21.168	3:21.168		
2	13:33:31.015	13:33:31.015	13:34:47.397	1:16.382	4:37.550		
3	13:47:34.455	13:47:34.455	13:48:49.037	1:14.582	5:52.132		

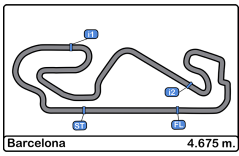
**911** Sébastien Baud Mercedes AMG GT3 - 2022

PRO Steve Jans GetSpeed Performance

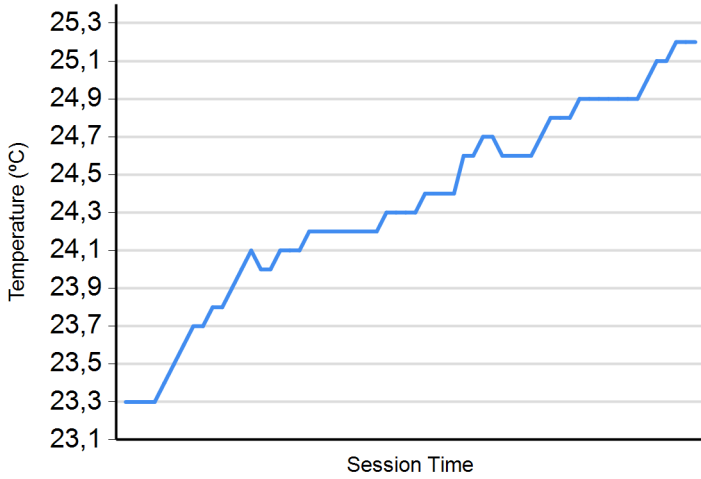
Nº	In Day Time	In Time	Out Time	Pit Time	T. Pit Time	Handicap	Diff.
1	13:13:40.948	13:13:40.948	13:15:31.965	1:51.017	1:51.017		
2	13:22:43.238	13:22:43.238	13:26:05.337	3:22.099	5:13.116		
3	13:40:40.470	13:40:40.470	13:43:59.347	3:18.877	8:31.993		
4	13:53:08.764	13:53:08.764	13:55:09.007	2:00.243	10:32.236		



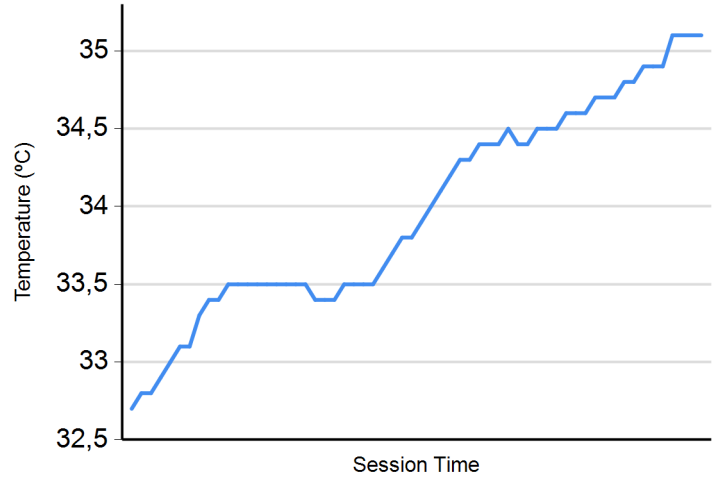




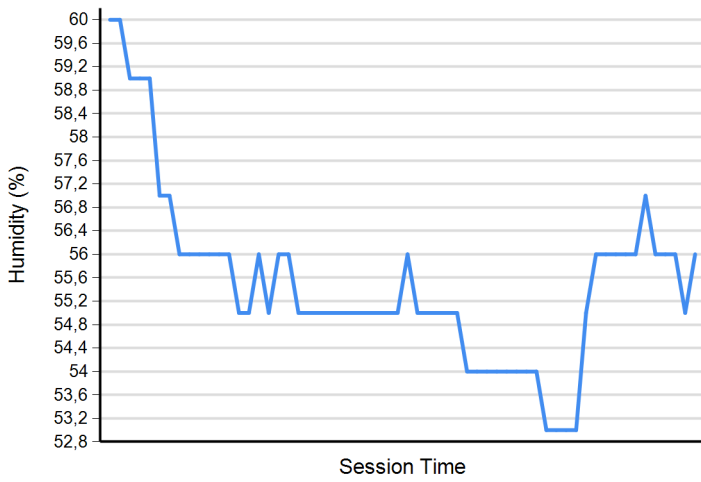
**Air Temperature**



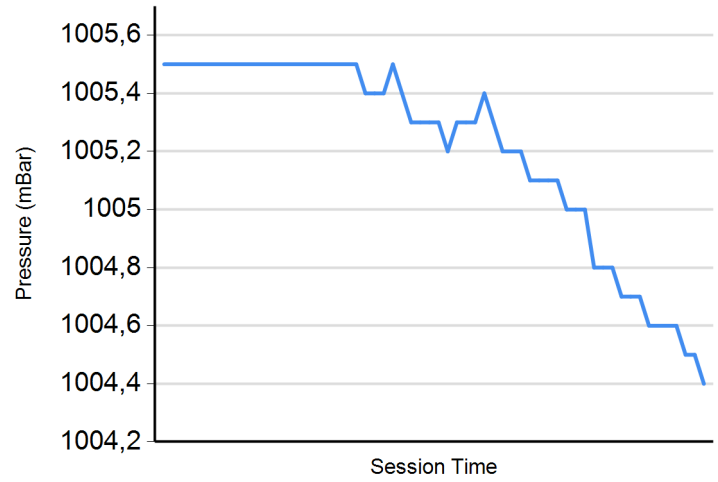
**Track Temperature**



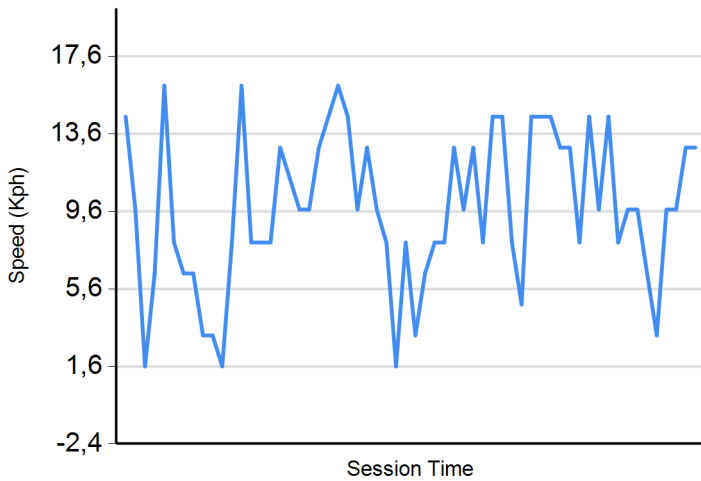
**Humidity**



**Pressure**



**Wind Speed**



**Wind direction**

North = 0°/360° Est = 90° South = 180° West = 270°

