

Circuito de Barcelona
International GT Open
Private test - 2
Provisional Results



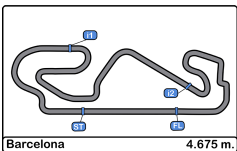
Cls	Nº	Entrant/Team	Nat	Driver 1	Nat	Driver 2	Nat	Vehicle	Cat	Cls	Laps	Best	Time	Gap	Interval	Km/h
1	133	Kessel Racing	CHE	Murat Ruhu Cuhadaroglu	TUR	David Fumanelli	ITA	Ferrari 488 GT3 Evo	PROAM	1	27	10	1:44.851			160.5
2	77	GetSpeed Performance	DEU	Al Faisal Al Zubair	OMN	Fabian Schiller	DEU	Mercedes AMG GT3 - 2022	PRO	1	25	22	1:44.976	0.125	0.125	160.3
3	24	Dinamic Motorsport	ITA	Klaus Bachler	AUT	Riccardo Cazzaniga	ITA	Porsche 991 GT3 R 2019	PRO	2	25	3	1:45.322	0.471	0.346	159.7
4	44	Greystone GT	GBR	Andrew Gilbert	GBR	Fran Rueda	ESP	McLaren 720 S GT3	PROAM	2	23	12	1:45.384	0.533	0.062	159.7
5	19	Oregon Team	ITA	Kevin Gilardoni	CHE	Glenn Van Berlo	NLD	Lamborghini Huracan GT3 EVO MY2022	PRO	3	28	9	1:45.436	0.585	0.052	159.6
6	72	Optimum Motorsport	GBR	Nick Moss	GBR	Joe Osborne	GBR	McLaren 720 S GT3	PRO	4	31	2	1:45.461	0.610	0.025	159.5
7	63	Oregon Team	ITA	Benjamin Hites	CHL	Leonardo Pulcini	ITA	Lamborghini Huracan GT3 EVO MY2022	PRO	5	29	22	1:45.639	0.788	0.178	159.3
8	911	GetSpeed Performance	DEU	Sébastien Baud	FRA	Steve Jans	LUX	Mercedes AMG GT3 - 2022	PRO	6	27	13	1:45.763	0.912	0.124	159.1
9	54	SPS Automotive Performance	DEU	Dexter Müller	CHE	Yannick Mettler	CHE	Mercedes AMG GT3 - 2020	PROAM	3	10	4	1:45.789	0.938	0.026	159.0
10	18	Theeba Motorsport	SAU	Reema Juffali	SAU	Adam Christodoulou	GBR	Mercedes AMG GT3 - 2022	PROAM*	4	23	2	1:45.957	1.106	0.168	158.8
11	786	GetSpeed Performance	DEU	Kiki Sak Nana	THA	Axel Blom	FIN	Mercedes AMG GT3 - 2022	AM*	1	29	4	1:46.277	1.426	0.320	158.3
12	182	AF Corse	ITA	Willem Van der Vorm	NLD	Michele Rugolo	ITA	Ferrari 488 GT3 Evo MY 2020	PROAM	5	25	3	1:46.360	1.509	0.083	158.2
13	4	Optimum Motorsport	GBR	Michaël Benyahia	MAR	Finlay Hutchison	GBR	McLaren 720 S GT3	PRO	7	21	3	1:46.636	1.785	0.276	157.8
14	777	Olimp Racing	POL	Marcin Jedlinski	POL	Karol Basz	POL	Audi R8 GT3 Evo 2	PROAM	6	26	11	1:46.658	1.807	0.022	157.7
15	55	AF Corse	ITA	Laurent De Meeus	BEL	Johnny Mowlem	GBR	Ferrari 488 GT3 Evo	PROAM	7	21	19	1:46.659	1.808	0.001	157.7
16	25	Mann Filter Team Landgraf	DEU	Alexander Hrachowina	AUT	Martin Konrad	AUT	Mercedes AMG GT3 EVO - 2021	AM	2	24	5	1:46.819	1.968	0.160	157.5
17	5	Olimp Racing	POL	Stanislaw Jedlinski	POL	Krystian Korzeniowski	POL	Ferrari 488 GT3 MY 2021	AM	3	23	6	1:46.829	1.978	0.010	157.5
18	3	Aust Motorsport	DEU	Dino Steiner	DEU	Max Hofer	AUT	Audi R8 LMS GT3 evo II	PROAM	8	28	9	1:46.864	2.013	0.035	157.4
19	33	Team GT	DEU	Florian Scholze	DEU	Alain Valente	CHE	Mercedes AMG GT3 EVO - 2021	PROAM	9	29	3	1:46.880	2.029	0.016	157.4
20	99	Nova Race Events	ITA	Francesco Guerra	ITA	Jorge Cabezas	ESP	Honda NSX GT3	PRO	8	30	13	1:47.023	2.172	0.143	157.2
21	8	Il Barone Rampante	ITA	Giuseppe Cipriani	ITA		ITA	Lamborghini Huracan GT3 EVO	AM	4	18	10	1:47.992	3.141	0.969	155.8
22	15	Dinamic Motorsport	ITA	Philipp Sager	AUT	Bashar Mardini	CAN	Porsche 991 GT3 R 2019	AM	5	26	18	1:48.503	3.652	0.511	155.1
23	11	Kessel Racing	CHE	Stephen Earle	USA	Erwin Zanotti	ITA	Ferrari 488 GT3 Evo	AM	6	30	10	1:49.071	4.220	0.568	154.3
24	93	Baporo Motorsport	ESP	Daniel Díaz-Varela	ESP	Alex Villanueva	ESP	Mercedes AMG GT3	AM	7	12	10	1:53.170	8.319	4.099	148.7

Published at:.....

Track Temp: 35.6 °C Air Temp: 27.1 °C Humidity: 39 % Track Status: DRY

Stewards:	Race Director:	Timekeeper:
-----------	----------------	-------------





Circuito de Barcelona
International GT Open
Private test - 2
Provisional Results by Category



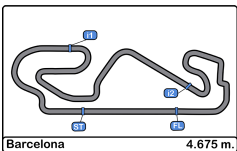
Cls	Nº	Entrant/Team	Nat	Driver 1	Nat	Driver 2	Nat	Vehicle	Cat	Cls	Laps	Best	Time	Gap	Interval	Km/h
PRO																
1	77	GetSpeed Performance	DEU	Al Faisal Al Zubair	OMN	Fabian Schiller	DEU	Mercedes AMG GT3 - 2022	PRO	1	25	22	1:44.976			160.3
2	24	Dinamic Motorsport	ITA	Klaus Bachler	AUT	Riccardo Cazzaniga	ITA	Porsche 991 GT3 R 2019	PRO	2	25	3	1:45.322	0.346	0.346	159.7
3	19	Oregon Team	ITA	Kevin Gilardoni	CHE	Glenn Van Berlo	NLD	Lamborghini Huracan GT3 EVO MY2022	PRO	3	28	9	1:45.436	0.460	0.114	159.6
4	72	Optimum Motorsport	GBR	Nick Moss	GBR	Joe Osborne	GBR	McLaren 720 S GT3	PRO	4	31	2	1:45.461	0.485	0.025	159.5
5	63	Oregon Team	ITA	Benjamin Hites	CHL	Leonardo Pulcini	ITA	Lamborghini Huracan GT3 EVO MY2022	PRO	5	29	22	1:45.639	0.663	0.178	159.3
6	911	GetSpeed Performance	DEU	Sébastien Baud	FRA	Steve Jans	LUX	Mercedes AMG GT3 - 2022	PRO	6	27	13	1:45.763	0.787	0.124	159.1
7	4	Optimum Motorsport	GBR	Michaël Benyahia	MAR	Finlay Hutchison	GBR	McLaren 720 S GT3	PRO	7	21	3	1:46.636	1.660	0.873	157.8
8	99	Nova Race Events	ITA	Francesco Guerra	ITA	Jorge Cabezas	ESP	Honda NSX GT3	PRO	8	30	13	1:47.023	2.047	0.387	157.2
PROAM																
1	133	Kessel Racing	CHE	Murat Ruhi Cuhadaroglu	TUR	David Fumanelli	ITA	Ferrari 488 GT3 Evo	PROAM	1	27	10	1:44.851			160.5
2	44	Greystone GT	GBR	Andrew Gilbert	GBR	Fran Rueda	ESP	McLaren 720 S GT3	PROAM	2	23	12	1:45.384	0.533	0.533	159.7
3	54	SPS Automotive Performance	DEU	Dexter Müller	CHE	Yannick Mettler	CHE	Mercedes AMG GT3 - 2020	PROAM	3	10	4	1:45.789	0.938	0.405	159.0
4	18	Theeba Motorsport	SAU	Reema Juffali	SAU	Adam Christodoulou	GBR	Mercedes AMG GT3 - 2022	PROAM*	4	23	2	1:45.957	1.106	0.168	158.8
5	182	AF Corse	ITA	Willem Van der Vorm	NLD	Michele Rugolo	ITA	Ferrari 488 GT3 Evo MY 2020	PROAM	5	25	3	1:46.360	1.509	0.403	158.2
6	777	Olimp Racing	POL	Marcin Jedlinski	POL	Karol Basz	POL	Audi R8 GT3 Evo 2	PROAM	6	26	11	1:46.658	1.807	0.298	157.7
7	55	AF Corse	ITA	Laurent De Meeus	BEL	Johnny Mowlem	GBR	Ferrari 488 GT3 Evo	PROAM	7	21	19	1:46.659	1.808	0.001	157.7
8	3	Aust Motorsport	DEU	Dino Steiner	DEU	Max Hofer	AUT	Audi R8 LMS GT3 evo II	PROAM	8	28	9	1:46.864	2.013	0.205	157.4
9	33	Team GT	DEU	Florian Scholze	DEU	Alain Valente	CHE	Mercedes AMG GT3 EVO - 2021	PROAM	9	29	3	1:46.880	2.029	0.016	157.4
AM																
1	786	GetSpeed Performance	DEU	Kiki Sak Nana	THA	Axel Blom	FIN	Mercedes AMG GT3 - 2022	AM*	1	29	4	1:46.277			158.3
2	25	Mann Filter Team Landgraf	DEU	Alexander Hrachowina	AUT	Martin Konrad	AUT	Mercedes AMG GT3 EVO - 2021	AM	2	24	5	1:46.819	0.542	0.542	157.5
3	5	Olimp Racing	POL	Stanislaw Jedlinski	POL	Krystian Korzeniowski	POL	Ferrari 488 GT3 MY 2021	AM	3	23	6	1:46.829	0.552	0.010	157.5
4	8	Il Barone Rampante	ITA	Giuseppe Cipriani	ITA		ITA	Lamborghini Huracan GT3 EVO	AM	4	18	10	1:47.992	1.715	1.163	155.8
5	15	Dinamic Motorsport	ITA	Philipp Sager	AUT	Bashar Mardini	CAN	Porsche 991 GT3 R 2019	AM	5	26	18	1:48.503	2.226	0.511	155.1
6	11	Kessel Racing	CHE	Stephen Earle	USA	Erwin Zanotti	ITA	Ferrari 488 GT3 Evo	AM	6	30	10	1:49.071	2.794	0.568	154.3
7	93	Baporo Motorsport	ESP	Daniel Díaz-Varela	ESP	Alex Villanueva	ESP	Mercedes AMG GT3	AM	7	12	10	1:53.170	6.893	4.099	148.7

Published at:.....

Track Temp: 35.6 °C Air Temp: 27.1 °C Humidity: 39 % Track Status: DRY

Stewards:	Race Director:	Timekeeper:
-----------	----------------	-------------





Circuito de Barcelona
International GT Open
Private test - 2
Provisional Results by Class



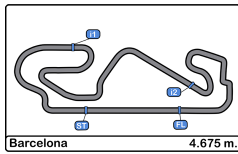
Cls	Nº	Entrant/Team	Nat	Driver 1	Nat	Driver 2	Nat	Vehicle	Cat	Cls	Laps	Best	Time	Gap	Interval	Km/h
International GT Open																
1	133	Kessel Racing	CHE	Murat Ruhi Cuhadaroglu	TUR	David Fumanelli	ITA	Ferrari 488 GT3 Evo	PROAM	1	27	10	1:44.851			160.5
2	77	GetSpeed Performance	DEU	Al Faisal Al Zubair	OMN	Fabian Schiller	DEU	Mercedes AMG GT3 - 2022	PRO	1	25	22	1:44.976	0.125	0.125	160.3
3	24	Dinamic Motorsport	ITA	Klaus Bachler	AUT	Riccardo Cazzaniga	ITA	Porsche 991 GT3 R 2019	PRO	2	25	3	1:45.322	0.471	0.346	159.7
4	44	Greystone GT	GBR	Andrew Gilbert	GBR	Fran Rueda	ESP	McLaren 720 S GT3	PROAM	2	23	12	1:45.384	0.533	0.062	159.7
5	19	Oregon Team	CHE	Kevin Gilardoni	CHE	Glenn Van Berlo	NLD	Lamborghini Huracan GT3 EVO MY2022	PRO	3	28	9	1:45.436	0.585	0.052	159.6
6	72	Optimum Motorsport	GBR	Nick Moss	GBR	Joe Osborne	GBR	McLaren 720 S GT3	PRO	4	31	2	1:45.461	0.610	0.025	159.5
7	63	Oregon Team	ITA	Benjamin Hites	CHL	Leonardo Pulcini	ITA	Lamborghini Huracan GT3 EVO MY2022	PRO	5	29	22	1:45.639	0.788	0.178	159.3
8	911	GetSpeed Performance	DEU	Sébastien Baud	FRN	Steve Jans	USA	Mercedes AMG GT3 - 2022	PRO	6	27	13	1:45.763	0.912	0.124	159.1
9	54	SPS Automotive Performance	DEU	Dexter Müller	CHE	Yannick Mettler	CHE	Mercedes AMG GT3 - 2020	PROAM	3	10	4	1:45.789	0.938	0.026	159.0
10	18	Theeba Motorsport	SAU	Reema Juffali	SAU	Adam Christodoulou	GBR	Mercedes AMG GT3 - 2022	PROAM*	4	23	2	1:45.957	1.106	0.168	158.8
11	786	GetSpeed Performance	DEU	Kiki Sak Nana	THA	Axel Blom	FIN	Mercedes AMG GT3 - 2022	AM*	1	29	4	1:46.277	1.426	0.320	158.3
12	182	AF Corse	ITA	Willem Van der Vorm	NLD	Michele Rugolo	ITA	Ferrari 488 GT3 Evo MY 2020	PROAM	5	25	3	1:46.360	1.509	0.083	158.2
13	4	Optimum Motorsport	GBR	Michaël Benyahia	MAR	Finlay Hutchison	GBR	McLaren 720 S GT3	PRO	7	21	3	1:46.636	1.785	0.276	157.8
14	777	Olimp Racing	POL	Marcin Jedlinski	POL	Karol Basz	POL	Audi R8 GT3 Evo 2	PROAM	6	26	11	1:46.658	1.807	0.022	157.7
15	55	AF Corse	ITA	Laurent De Meeus	BEL	Johnny Mowlem	GBR	Ferrari 488 GT3 Evo	PROAM	7	21	19	1:46.659	1.808	0.001	157.7
16	25	Mann Filter Team Landgraf	DEU	Alexander Hrachowina	AUT	Martin Konrad	AUT	Mercedes AMG GT3 EVO - 2021	AM	2	24	5	1:46.819	1.968	0.160	157.5
17	5	Olimp Racing	POL	Stanislaw Jedlinski	POL	Krystian Korzeniowski	POL	Ferrari 488 GT3 MY 2021	AM	3	23	6	1:46.829	1.978	0.010	157.5
18	3	Aust Motorsport	DEU	Dino Steiner	DEU	Max Hofer	AUT	Audi R8 LMS GT3 evo II	PROAM	8	28	9	1:46.864	2.013	0.035	157.4
19	33	Team GT	DEU	Florian Scholze	DEU	Alain Valente	CHE	Mercedes AMG GT3 EVO - 2021	PROAM	9	29	3	1:46.880	2.029	0.016	157.4
20	99	Nova Race Events	ITA	Francesco Guerra	ITA	Jorge Cabezas	ESP	Honda NSX GT3	PRO	8	30	13	1:47.023	2.172	0.143	157.2
21	8	Il Barone Rampante	ITA	Giuseppe Cipriani	ITA		ITA	Lamborghini Huracan GT3 EVO	AM	4	18	10	1:47.992	3.141	0.969	155.8
22	15	Dinamic Motorsport	ITA	Philipp Sager	AUT	Bashar Mardini	CAN	Porsche 991 GT3 R 2019	AM	5	26	18	1:48.503	3.652	0.511	155.1
23	11	Kessel Racing	CHE	Stephen Earle	USA	Erwin Zanotti	ITA	Ferrari 488 GT3 Evo	AM	6	30	10	1:49.071	4.220	0.568	154.3
24	93	Baporo Motorsport	ESP	Daniel Díaz-Varela	ESP	Alex Villanueva	ESP	Mercedes AMG GT3	AM	7	12	10	1:53.170	8.319	4.099	148.7

Published at:.....

Track Temp: 35.6 °C Air Temp: 27.1 °C Humidity: 39 % Track Status: DRY

Stewards:	Race Director:	Timekeeper: 
------------------	-----------------------	--





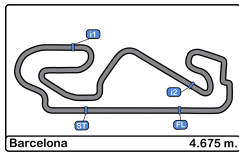
Circuit de Barcelona
International GT Open
Private test - 2
Lap Analysis



3							5								
Dino Steiner			Audi R8 LMS GT3 evo II				Stanislaw Jedlinski			Ferrari 488 GT3 MY 2021					
PROAM		Max Hofer		Aust Motorsport		AM		Krystian Korzeniowski		Olimp Racing					
Lap	D	Time	Sector 1	Sector 2	Sector 3	T. Spd	Elapsed	Lap	D	Time	Sector 1	Sector 2	Sector 3	T. Spd	Elapsed
1		15:20:04.498	15:18:45.100	43.372	36.026	178.5	15:20:04.498	1		15:18:24.073	15:17:04.175	42.009	37.889	179.1	15:18:24.073
2		1:48.629	30.732	42.029	35.868	254.1	15:21:53.127	2		1:47.265	30.227	41.598	35.440	257.7	15:20:11.338
3		1:52.246 P	30.328	42.016	39.902	255.9	15:23:45.373	3		1:47.545	30.013	41.578	35.954	259.6	15:21:58.883
4		3:39.097	2:21.985	41.673	35.439	180.3	15:27:24.470	4		1:53.676 P	30.194	41.913	41.569	257.1	15:23:52.559
5		1:46.883	30.108	41.495	35.280	254.7	15:29:11.353	5		4:10.699	2:48.667	42.628	39.404	179.7	15:28:03.258
6		1:53.327 P	30.024	41.756	41.547	254.7	15:31:04.680	6		1:46.829	29.998	41.456	35.375	257.1	15:29:50.087
7		3:06.970	1:48.006	41.702	37.262	180.9	15:34:11.650	7		1:47.567	29.959	41.842	35.766	256.5	15:31:37.654
8		1:49.916	29.997	42.452	37.467	255.9	15:36:01.566	8		1:55.144 P	30.154	42.221	42.769	256.5	15:33:32.798
9		1:46.864	30.189	41.567	35.108	253.5	15:37:48.430	9		3:53.007	2:33.331	42.322	37.354	179.7	15:37:25.805
10		1:46.959	30.083	41.305	35.571	254.1	15:39:35.389	10		1:47.926	30.355	41.748	35.823	256.5	15:39:13.731
11		1:48.519	30.165	41.820	36.534	255.3	15:41:23.908	11		1:55.466 P	30.382	42.348	42.736	258.3	15:41:09.197
12		1:46.872	30.111	41.529	35.232	253.5	15:43:10.780	12		4:20.430	3:02.025	42.402	36.003	178.8	15:45:29.627
13		1:52.269 P	30.225	42.014	40.030	254.1	15:45:03.049	13		1:55.922 P	30.361	42.429	43.132	255.9	15:47:25.549
14		4:05.663	2:44.334	44.011	37.318	172.5	15:49:08.712	14		8:39.472	7:02.286	53.389	43.797	156.7	15:56:05.021
15		1:52.124	30.761	43.712	37.651	251.7	15:51:00.836	15		2:30.328 P	33.796	52.480	1:04.052	249.4	15:58:35.349
16		1:50.610	31.011	42.994	36.605	251.1	15:52:51.446	16		4:37.875	3:09.080	47.711	41.084	171.7	16:03:13.224
17		1:51.834	30.751	42.619	38.464	251.7	15:54:43.280	17		2:04.205	33.443	50.007	40.755	244.8	16:05:17.429
18		1:52.277	30.907	44.054	37.316	251.1	15:56:35.557	18		2:02.536	34.611	48.099	39.826	248.8	16:07:19.965
19		2:16.188 P	31.163	54.026	50.999	251.7	15:58:51.745	19		1:58.931	32.787	46.795	39.349	251.1	16:09:18.896
20		3:58.963	2:38.412	43.710	36.841	177.0	16:02:50.708	20		1:58.501	32.899	46.121	39.481	250.0	16:11:17.397
21		1:51.455	30.740	44.059	36.656	250.5	16:04:42.163	21		1:58.738	32.254	45.828	40.656	251.7	16:13:16.135
22		1:50.539	30.683	42.769	37.087	251.7	16:06:32.702	22		2:04.278	33.327	49.419	41.532	252.9	16:15:20.413
23		1:50.025	31.026	42.593	36.406	248.8	16:08:22.727	23		2:11.584 P	33.116	46.153	52.315	251.1	16:17:31.997
24		1:49.712	30.757	42.626	36.329	252.9	16:10:12.439	8 Giuseppe Cipriani Lamborghini Huracan GT3 EVO AM Il Barone Rampante							
25		1:49.746	30.520	42.432	36.794	251.7	16:12:02.185								
26		1:49.697	30.362	42.841	36.494	254.1	16:13:51.882								
27		1:56.737	31.258	44.758	40.721	254.1	16:15:48.619								
28		2:02.742 P	30.850	42.942	48.950	251.1	16:17:51.361								

4							
Michaël Benyahia			McLaren 720 S GT3				
PRO		Finlay Hutchison		Optimum Motorsport			
Lap	D	Time	Sector 1	Sector 2	Sector 3	T. Spd	Elapsed
1		15:20:39.869	15:19:14.167	45.557	40.145	176.1	15:20:39.869
2		1:47.106	30.357	41.504	35.245	251.7	15:22:26.975
3		1:46.636	30.141	41.211	35.284	252.9	15:24:13.611
4		1:47.005	30.349	41.348	35.308	252.9	15:26:00.616
5		1:47.268	30.213	41.569	35.486	254.7	15:27:47.884
6		1:47.346	30.117	41.701	35.528	255.9	15:29:35.230
7		1:47.401	30.093	41.815	35.493	255.3	15:31:22.631
8		1:48.427	30.420	42.113	35.894	255.3	15:33:11.058
9		1:48.829	30.418	42.257	36.154	255.3	15:34:59.887
10		1:47.761	30.410	41.682	35.669	255.3	15:36:47.648
11		1:48.925	30.589	42.137	36.199	253.5	15:38:36.573
12		1:54.428 P	30.486	42.440	41.502	254.7	15:40:31.001
13		8:25.563	7:06.574	43.011	35.978	176.4	15:48:56.564
14		1:48.314	30.427	42.146	35.741	251.1	15:50:44.878
15		1:47.861	30.394	41.966	35.501	250.5	15:52:32.739
16		1:48.584	30.332	42.387	35.865	251.7	15:54:21.323
17		1:58.694 P	30.271	42.273	46.150	251.1	15:56:20.017
18		6:58.060	5:37.124	43.186	37.750	178.2	16:03:18.077
19		1:51.517	30.985	43.866	36.666	250.5	16:05:09.594
20		1:49.664	30.771	42.409	36.484	251.1	16:06:59.258
21		2:00.486 P	30.693	42.538	47.255	251.7	16:08:59.744





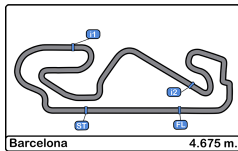
Circuit de Barcelona
International GT Open
Private test - 2
Lap Analysis



11 Stephen Earle Ferrari 488 GT3 Evo							15 Philipp Sager Porsche 991 GT3 R 2019								
AM Erwin Zanotti Kessel Racing							AM Bashar Mardini Dinamic Motorsport								
Lap	D	Time	Sector 1	Sector 2	Sector 3	T. Spd	Elapsed	Lap	D	Time	Sector 1	Sector 2	Sector 3	T. Spd	Elapsed
1		15:18:00.600	15:16:38.400	44.225	37.975	171.4	15:18:00.600	1		15:19:07.782	15:17:47.452	43.418	36.912	178.8	15:19:07.782
2		1:50.010	31.050	42.565	36.395	254.1	15:19:50.610	2		1:49.578	30.759	42.441	36.378	255.3	15:20:57.360
3		1:50.134	30.703	42.983	36.448	255.3	15:21:40.744	3		1:48.833	30.523	42.236	36.074	253.5	15:22:46.193
4		1:49.308	30.673	42.471	36.164	254.1	15:23:30.052	4		1:49.349	30.899	42.436	36.014	252.9	15:24:35.542
5		1:51.494	30.717	42.802	37.975	254.1	15:25:21.546	5		1:49.694	30.846	42.647	36.201	252.3	15:26:25.236
6		1:52.969	31.301	45.044	36.624	254.1	15:27:14.515	6		1:58.404 P	30.837	43.812	43.755	254.1	15:28:23.640
7		1:49.397	30.676	42.498	36.223	254.7	15:29:03.912	7		4:22.105	3:01.716	43.408	36.981	176.4	15:32:45.745
8		1:49.397	30.692	42.603	36.102	254.1	15:30:53.309	8		1:50.665	30.990	43.138	36.537	255.9	15:34:36.410
9		1:50.062	31.229	42.606	36.227	254.1	15:32:43.371	9		1:50.272	30.651	43.154	36.467	255.9	15:36:26.682
10		1:49.071	30.479	42.521	36.071	255.3	15:34:32.442	10		1:51.161	31.051	43.130	36.980	254.1	15:38:17.843
11		1:49.449	30.544	42.741	36.164	255.3	15:36:21.891	11		1:56.281 P	30.887	43.015	42.379	252.9	15:40:14.124
12		1:55.348 P	30.877	43.067	41.404	253.5	15:38:17.239	12		3:48.785	2:27.999	43.379	37.407	179.4	15:44:02.909
13		3:39.754	2:17.796	43.974	37.984	158.1	15:41:56.993	13		1:51.746	30.597	43.655	37.494	251.7	15:45:54.655
14		1:55.158	31.833	44.994	38.331	252.9	15:43:52.151	14		1:49.087	30.296	42.360	36.431	254.1	15:47:43.742
15		1:53.696	32.017	43.692	37.987	252.9	15:45:45.847	15		1:51.248	30.303	41.982	38.963	255.9	15:49:34.990
16		1:53.794	31.648	43.722	38.424	254.1	15:47:39.641	16		1:49.676	30.522	42.844	36.310	254.1	15:51:24.666
17		1:53.570	31.908	43.810	37.852	252.9	15:49:33.211	17		1:48.546	30.861	41.824	35.861	253.5	15:53:13.212
18		1:54.053	31.955	44.284	37.814	252.9	15:51:27.264	18		1:48.503	30.343	42.187	35.973	251.7	15:55:01.715
19		1:53.422	31.660	43.505	38.257	253.5	15:53:20.686	19		1:55.079 P	30.599	43.213	41.267	253.5	15:56:56.794
20		1:58.224	31.865	47.624	38.735	252.9	15:55:18.910	20		6:05.719	4:45.903	43.271	36.545	178.2	16:03:02.513
21		2:13.169 P	31.839	49.684	51.646	252.3	15:57:32.079	21		1:49.320	30.582	42.446	36.292	250.5	16:04:51.833
22		6:04.971	4:41.716	45.533	37.722	176.1	16:03:37.050	22		1:48.589	30.432	42.204	35.953	252.9	16:06:40.422
23		1:52.103	31.571	43.493	37.039	249.4	16:05:29.153	23		1:49.293	30.776	42.383	36.134	251.7	16:08:29.715
24		1:51.547	31.194	43.361	36.992	251.1	16:07:20.700	24		1:48.792	30.658	42.117	36.017	253.5	16:10:18.507
25		1:52.332	32.191	43.496	36.645	251.1	16:09:13.032	25		1:48.860	30.624	42.193	36.043	252.9	16:12:07.367
26		1:50.259	30.890	42.836	36.533	252.9	16:11:03.291	26		1:57.300 P	30.546	43.208	43.546	253.5	16:14:04.667

18 Reema Juffali Mercedes AMG GT3 - 2022							
PROAM* Adam Christodoulou Theeba Motorsport							
Lap	D	Time	Sector 1	Sector 2	Sector 3	T. Spd	Elapsed
1		15:21:50.772	15:20:19.139	49.047	42.586	107.0	15:21:50.772
2		1:45.957	29.729	41.208	35.020	252.3	15:23:36.729
3		1:45.971	29.778	40.993	35.200	253.5	15:25:22.700
4		1:56.683 P	29.892	42.371	44.420	254.7	15:27:19.383
5		4:57.793	3:40.295	41.864	35.634	179.4	15:32:17.176
6		1:45.967	29.827	41.053	35.087	254.1	15:34:03.143
7		1:46.628	29.821	41.298	35.509	255.3	15:35:49.771
8		1:54.614 P	29.841	43.534	41.239	253.5	15:37:44.385
9		3:13.028	1:52.726	43.286	37.016	159.2	15:40:57.413
10		1:51.707	31.319	43.560	36.828	252.9	15:42:49.120
11		1:49.972	30.759	42.775	36.438	252.3	15:44:39.092
12		1:51.053	31.009	42.944	37.100	252.9	15:46:30.145
13		1:51.321	30.714	42.646	37.961	252.3	15:48:21.466
14		1:50.265	31.635	41.987	36.643	244.8	15:50:11.731
15		1:51.046	30.864	43.263	36.919	251.1	15:52:02.777
16		1:51.797	30.542	44.252	37.003	251.7	15:53:54.574
17		1:58.686	30.841	50.526	37.319	251.7	15:55:53.260
18		2:09.425 P	30.779	43.477	55.169	252.9	15:58:02.685
19		5:59.042	4:37.327	43.998	37.717	180.0	16:04:01.727
20		1:51.662	31.246	43.253	37.163	250.5	16:05:53.389
21		2:00.256 P	30.955	43.106	46.195	250.5	16:07:53.645
22		4:34.202	3:15.266	42.372	36.564	180.9	16:12:27.847
23		1:49.429	30.708	42.305	36.416	252.3	16:14:17.276
24			30.626	42.119		252.3	





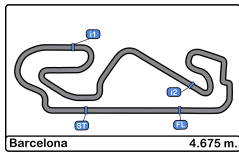
Circuit de Barcelona
International GT Open
Private test - 2
Lap Analysis



19							24								
Kevin Gilardoni Lamborghini Huracan GT3 EVO MY2022							Klaus Bachler Porsche 991 GT3 R 2019								
PRO Glenn Van Berlo							PRO Riccardo Cazzaniga								
Oregon Team							Dinamic Motorsport								
Lap	D	Time	Sector 1	Sector 2	Sector 3	T. Spd	Elapsed	Lap	D	Time	Sector 1	Sector 2	Sector 3	T. Spd	Elapsed
1		15:19:18.053	15:17:59.510	42.570	35.973	172.2	15:19:18.053	1		15:18:52.146	15:17:33.740	42.168	36.238	182.1	15:18:52.146
2		1:47.472	30.318	41.884	35.270	251.7	15:21:05.525	2		1:45.552	29.875	40.764	34.913	255.9	15:20:37.698
3		1:46.909	30.272	41.523	35.114	251.1	15:22:52.434	3		1:45.322	29.774	40.651	34.897	255.9	15:22:23.020
4		1:54.659	30.286	44.293	40.080	251.7	15:24:47.093	4		1:53.269 P	29.914	40.737	42.618	254.7	15:24:16.289
5		1:47.861	30.330	42.067	35.464	251.7	15:26:34.954	5		2:54.903 P	1:34.939	40.982	38.982	183.6	15:27:11.192
6		1:47.331	30.314	41.736	35.281	251.7	15:28:22.285	6		3:40.009	2:21.909	42.311	35.789	179.1	15:30:51.201
7		1:52.318 P	30.313	41.805	40.200	252.9	15:30:14.603	7		1:47.366	30.162	41.570	35.634	254.1	15:32:38.567
8		3:52.153	2:32.387	43.598	36.168	176.7	15:34:06.756	8		1:47.732	30.177	41.847	35.708	257.7	15:34:26.299
9		1:45.436	29.768	41.005	34.663	253.5	15:35:52.192	9		1:47.204	30.122	41.609	35.473	256.5	15:36:13.503
10		1:45.547	29.821	40.967	34.759	253.5	15:37:37.739	10		1:47.721	30.344	41.680	35.697	256.5	15:38:01.224
11		1:55.321	29.785	48.713	36.823	251.1	15:39:33.060	11		1:47.557	30.075	41.686	35.796	254.1	15:39:48.781
12		1:50.291 P	30.075	41.188	39.028	251.7	15:41:23.351	12		1:47.023	29.943	41.543	35.537	256.5	15:41:35.804
13		3:03.689	1:42.958	42.304	38.427	175.6	15:44:27.040	13		1:52.823	30.088	45.739	36.996	255.9	15:43:28.627
14		1:46.356	30.013	41.034	35.309	251.7	15:46:13.396	14		1:53.071 P	30.085	42.970	40.016	254.7	15:45:21.698
15		1:49.848 P	30.037	41.195	38.616	252.9	15:48:03.244	15		8:47.714	7:23.707	45.062	38.945	180.0	15:54:09.412
16		3:30.273	2:05.705	45.603	38.965	155.8	15:51:33.517	16		1:50.080	30.336	42.140	37.604	252.3	15:55:59.492
17		1:48.492	30.627	42.011	35.854	250.0	15:53:22.009	17		2:05.100 P	30.595	43.105	51.400	254.7	15:58:04.592
18		1:49.695	30.746	43.158	35.791	252.9	15:55:11.704	18		5:15.179	3:54.915	43.027	37.237	182.1	16:03:19.771
19		1:49.233	31.280	42.283	35.670	252.3	15:57:00.937	19		1:53.030	30.244	43.316	39.470	253.5	16:05:12.801
20		2:32.411 P	30.612	59.990	1:01.809	250.5	15:59:33.348	20		1:51.727 P	30.112	41.427	40.188	254.1	16:07:04.528
21		4:36.305	3:15.417	43.595	37.293	170.8	16:04:09.653	21		3:17.300	2:00.193	41.441	35.666	183.3	16:10:21.828
22		1:46.931	30.437	41.324	35.170	248.2	16:05:56.584	22		1:46.556	29.926	41.187	35.443	254.1	16:12:08.384
23		1:47.301	30.114	41.856	35.331	251.7	16:07:43.885	23		1:46.947	30.107	41.423	35.417	256.5	16:13:55.331
24		1:45.715	30.016	40.877	34.822	251.7	16:09:29.600	24		1:50.381	29.991	41.878	38.512	255.3	16:15:45.712
25		1:52.568	29.970	40.987	41.611	251.7	16:11:22.168	25		2:00.629 P	29.996	43.872	46.761	255.9	16:17:46.341
26		1:49.479	30.001	43.335	36.143	251.7	16:13:11.647	25							
27		1:46.087	29.986	41.092	35.009	251.7	16:14:57.734	Alexander Hrachowina Mercedes AMG GT3 EVO - 2021							
28		2:00.719 P	30.182	41.844	48.693	251.7	16:16:58.453	AM Martin Konrad Mann Filter Team Landgraf							

Lap	D	Time	Sector 1	Sector 2	Sector 3	T. Spd	Elapsed
1		15:17:53.282	15:16:34.642	42.679	35.961	174.1	15:17:53.282
2		1:48.254	30.442	42.006	35.806	252.9	15:19:41.536
3		1:54.688	30.656	43.692	40.340	254.1	15:21:36.224
4		1:46.979	30.204	41.476	35.299	251.7	15:23:23.203
5		1:46.819	30.109	41.424	35.286	252.9	15:25:10.022
6		1:52.958 P	30.171	41.470	41.317	254.1	15:27:02.980
7		6:28.414	5:07.373	44.058	36.983	180.0	15:33:31.394
8		1:51.454	30.766	43.535	37.153	253.5	15:35:22.848
9		1:50.214	30.871	42.784	36.559	252.9	15:37:13.062
10		1:51.369	30.820	43.737	36.812	251.7	15:39:04.431
11		1:54.057	33.183	43.865	37.009	252.9	15:40:58.488
12		1:57.771 P	31.452	43.699	42.620	253.5	15:42:56.259
13		7:01.633	5:41.946	42.460	37.227	179.4	15:49:57.892
14		1:49.483	31.013	42.064	36.406	251.1	15:51:47.375
15		1:49.120	30.556	42.068	36.496	250.5	15:53:36.495
16		1:50.160	30.760	42.595	36.805	251.7	15:55:26.655
17		1:58.980 P	30.842	44.819	43.319	252.3	15:57:25.635
18		5:18.451	3:58.184	43.310	36.957	179.7	16:02:44.086
19		1:50.069	30.871	42.429	36.769	251.1	16:04:34.155
20		1:49.735	30.783	42.365	36.587	250.0	16:06:23.890
21		1:50.383	30.702	42.677	37.004	251.7	16:08:14.273
22		1:51.198	30.750	42.965	37.483	253.5	16:10:05.471
23		2:00.068 P	31.440	45.311	43.317	251.7	16:12:05.539
24		3:14.559 P	1:45.059	44.205	45.295	180.6	16:15:20.098





Circuit de Barcelona
International GT Open
Private test - 2
Lap Analysis



33

Florian Scholze

Mercedes AMG GT3 EVO - 2021

44

Andrew Gilbert

McLaren 720 S GT3

PROAM

Alain Valente

Team GT

PROAM

Fran Rueda

Greystone GT

Lap	D	Time	Sector 1	Sector 2	Sector 3	T. Spd	Elapsed	Lap	D	Time	Sector 1	Sector 2	Sector 3	T. Spd	Elapsed
1		15:19:58.595	15:18:40.597	42.367	35.631	178.5	15:19:58.595	1		15:18:34.914	15:17:06.988	46.444	41.482	179.1	15:18:34.914
2		1:47.301	30.331	41.547	35.423	254.1	15:21:45.896	2		1:47.673	30.427	41.893	35.353	255.9	15:20:22.587
3		1:46.880	30.186	41.529	35.165	255.3	15:23:32.776	3		1:46.402	29.990	41.278	35.134	257.7	15:22:08.989
4		1:47.086	30.031	41.624	35.431	255.9	15:25:19.862	4		1:46.410	29.978	41.243	35.189	257.1	15:23:55.399
5		1:47.223	30.201	41.652	35.370	254.1	15:27:07.085	5		1:50.531	30.035	41.487	39.009	258.3	15:25:45.930
6		1:47.276	30.053	41.494	35.729	255.9	15:28:54.361	6		1:54.010 P	29.887	41.375	42.748	257.1	15:27:39.940
7		1:47.138	30.036	41.666	35.436	255.3	15:30:41.499	7		5:42.364	4:23.692	42.604	36.068	164.8	15:33:22.304
8		1:47.427	30.075	41.850	35.502	255.3	15:32:28.926	8		1:46.608	29.877	41.378	35.353	258.9	15:35:08.912
9		1:47.431	30.373	41.566	35.492	256.5	15:34:16.357	9		1:46.378	29.865	41.266	35.247	258.3	15:36:55.290
10		1:47.372	29.966	42.029	35.377	256.5	15:36:03.729	10		1:52.947 P	29.969	42.031	40.947	257.1	15:38:48.237
11		1:47.435	30.106	41.456	35.873	255.9	15:37:51.164	11		3:30.093	2:12.258	42.542	35.293	170.8	15:42:18.330
12		1:47.958	30.362	41.837	35.759	254.7	15:39:39.122	12		1:45.384	29.683	40.789	34.912	257.7	15:44:03.714
13		1:54.675 P	31.046	42.246	41.383	255.9	15:41:33.797	13		1:48.796	30.097	42.400	36.299	258.3	15:45:52.510
14		5:11.419	3:53.409	42.197	35.813	180.3	15:46:45.216	14		1:47.260	29.784	40.995	36.481	258.3	15:47:39.770
15		1:48.479	30.646	41.795	36.038	255.9	15:48:33.695	15		1:52.323 P	29.977	42.412	39.934	258.9	15:49:32.093
16		1:48.061	30.283	41.834	35.944	254.7	15:50:21.756	16		10:45.303 P	4:38.829	5:13.490	52.984	130.4	16:00:17.396
17		1:48.092	30.344	41.764	35.984	252.9	15:52:09.848	17		6:01.132	4:35.269	47.087	38.776	115.0	16:06:18.528
18		1:48.454	30.215	42.349	35.890	254.7	15:53:58.302	18		1:53.144	31.621	43.600	37.923	250.5	16:08:11.672
19		1:50.098	30.417	43.506	36.175	254.7	15:55:48.400	19		1:53.315	31.369	43.983	37.963	251.1	16:10:04.987
20		2:07.210 P	30.306	42.016	54.888	252.3	15:57:55.610	20		1:52.823	31.335	43.969	37.519	251.7	16:11:57.810
21		5:21.420	4:02.594	42.676	36.150	181.2	16:03:17.030	21		1:53.307	31.889	43.662	37.756	240.0	16:13:51.117
22		1:48.749	30.470	42.333	35.946	251.7	16:05:05.779	22		1:52.263	31.464	43.362	37.437	252.9	16:15:43.380
23		1:47.696	30.362	41.752	35.582	252.9	16:06:53.475	23		2:05.425 P	31.371	45.688	48.366	254.1	16:17:48.805

54

Dexter Müller

Mercedes AMG GT3 - 2020

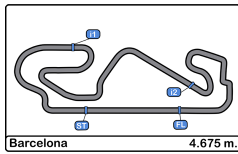
PROAM

Yannick Mettler

SPS Automotive Performance

Lap	D	Time	Sector 1	Sector 2	Sector 3	T. Spd	Elapsed
1		15:27:05.764	15:25:49.139	41.621	35.004	179.1	15:27:05.764
2		1:46.420	29.884	41.468	35.068	257.1	15:28:52.184
3		1:47.304	31.172	41.216	34.916	258.9	15:30:39.488
4		1:45.789	29.696	41.022	35.071	257.7	15:32:25.277
5		1:53.574 P	29.708	42.293	41.573	259.6	15:34:18.851
6		4:43.485	3:25.760	42.307	35.418	179.4	15:39:02.336
7		1:46.138	29.773	41.154	35.211	256.5	15:40:48.474
8		1:46.444	29.772	41.427	35.245	257.7	15:42:34.918
9		1:46.932	29.925	41.573	35.434	256.5	15:44:21.850
10		1:55.764 P	29.939	41.520	44.305	256.5	15:46:17.614





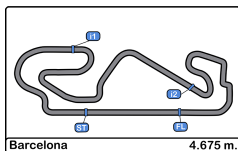
Circuit de Barcelona
International GT Open
Private test - 2
Lap Analysis



55							72									
PROAM			Laurent De Meeus				Ferrari 488 GT3 Evo			PRO			Nick Moss			
			Johnny Mowlem				AF Corse			Joe Osborne			Optimum Motorsport			
Lap	D	Time	Sector 1	Sector 2	Sector 3	T. Spd	Elapsed	Lap	D	Time	Sector 1	Sector 2	Sector 3	T. Spd	Elapsed	
1		15:20:26.460	15:19:06.618	43.075	36.767	174.4	15:20:26.460	1		15:17:59.129	15:16:38.370	43.592	37.167	181.2	15:17:59.129	
2		1:48.087	30.522	41.930	35.635	256.5	15:22:14.547	2		1:45.461	29.882	40.765	34.814	255.9	15:19:44.590	
3		1:47.906	30.461	41.876	35.569	256.5	15:24:02.453	3		1:54.674	29.771	44.769	40.134	257.1	15:21:39.264	
4		1:47.919	30.359	41.843	35.717	254.7	15:25:50.372	4		1:49.923 P	29.858	41.076	38.989	255.3	15:23:29.187	
5		1:47.899	30.359	41.768	35.772	255.9	15:27:38.271	5		3:02.753	1:44.835	42.371	35.547	181.5	15:26:31.940	
6		1:57.384 P	31.087	43.374	42.923	255.3	15:29:35.655	6		1:48.579	30.408	42.247	35.924	256.5	15:28:20.519	
7		4:54.915	3:31.689	42.409	40.817	178.8	15:34:30.570	7		1:47.930	30.490	41.779	35.661	255.3	15:30:08.449	
8		1:48.504	30.462	42.282	35.760	256.5	15:36:19.074	8		1:48.358	30.487	41.822	36.049	255.9	15:31:56.807	
9		1:48.436	30.575	41.954	35.907	255.3	15:38:07.510	9		1:48.064	30.284	42.024	35.756	256.5	15:33:44.871	
10		1:48.117	30.441	41.620	36.056	253.5	15:39:55.627	10		1:49.597	30.273	43.283	36.041	257.7	15:35:34.468	
11		1:47.809	30.382	41.689	35.738	255.9	15:41:43.436	11		1:53.200 P	30.382	42.182	40.636	255.9	15:37:27.668	
12		1:58.087 P	30.844	44.203	43.040	255.9	15:43:41.523	12		3:11.365	1:51.862	43.355	36.148	177.9	15:40:39.033	
13		6:06.221	4:47.024	42.700	36.497	179.7	15:49:47.744	13		1:46.441	30.059	41.405	34.977	255.3	15:42:25.474	
14		1:49.818	31.286	42.173	36.359	251.7	15:51:37.562	14		1:46.591	29.933	41.261	35.397	254.7	15:44:12.065	
15		1:55.442 P	30.591	42.582	42.269	255.3	15:53:33.004	15		1:47.089	30.061	41.367	35.661	254.7	15:45:59.154	
16		5:04.738 P	3:14.679	46.417	1:03.642	178.2	15:58:37.742	16		1:47.624	30.279	41.679	35.666	255.3	15:47:46.778	
17		7:16.498 P	5:50.913	43.657	41.928	179.1	16:05:54.240	17		1:54.744 P	30.349	41.971	42.424	256.5	15:49:41.522	
18		7:08.030	5:49.008	42.032	36.990	180.6	16:13:02.270	18		3:03.064	1:43.015	43.136	36.913	181.8	15:52:44.586	
19		1:46.659	30.197	41.357	35.105	255.9	16:14:48.929	19		1:46.545	30.072	41.232	35.241	255.3	15:54:31.131	
20		1:48.395	30.241	41.283	36.871	255.9	16:16:37.324	20		1:49.011	30.363	43.292	35.356	254.1	15:56:20.142	
21		2:25.278 P	40.065	54.896	50.317	159.0	16:19:02.602	21		2:23.145 P	31.060	57.612	54.473	255.3	15:58:43.287	

63															
PRO			Benjamin Hites				Lamborghini Huracan GT3 EVO MY2022								
			Leonardo Pulcini				Oregon Team								
Lap	D	Time	Sector 1	Sector 2	Sector 3	T. Spd	Elapsed	Lap	D	Time	Sector 1	Sector 2	Sector 3	T. Spd	Elapsed
1		15:18:27.827	15:16:56.773	45.235	45.819	176.7	15:18:27.827	22		4:08.209	2:49.366	42.720	36.123	180.3	16:02:51.496
2		1:52.798	30.875	41.967	39.956	251.7	15:20:20.625	23		1:48.807	30.611	42.484	35.712	252.9	16:04:40.303
3		1:47.486	30.350	41.701	35.435	251.7	15:22:08.111	24		1:48.286	30.448	41.989	35.849	252.9	16:06:28.589
4		1:46.643	29.988	41.349	35.306	251.1	15:23:54.754	25		1:49.359	30.837	42.419	36.103	253.5	16:08:17.948
5		1:46.905	30.211	41.468	35.226	251.1	15:25:41.659	26		1:48.439	30.404	42.115	35.920	255.3	16:10:06.387
6		1:51.545	30.328	43.029	38.188	252.9	15:27:33.204	27		1:51.575	30.729	43.559	37.287	255.3	16:11:57.962
7		1:47.211	30.130	41.581	35.500	252.9	15:29:20.415	28		1:48.947	30.586	42.180	36.181	253.5	16:13:46.909
8		1:51.199 P	30.123	41.590	39.486	253.5	15:31:11.614	29		1:49.067	30.741	42.217	36.109	253.5	16:15:35.976
9		4:30.666	3:02.030	52.548	36.088	176.1	15:35:42.280	30		1:58.511	30.551	42.100	45.860	254.1	16:17:34.487
10		1:46.136	29.817	41.096	35.223	252.3	15:37:28.416	31		2:14.427 P	34.720	48.426	51.281	230.7	16:19:48.914
11		1:47.619	29.798	41.128	36.693	252.3	15:39:16.035								
12		1:55.379	29.939	46.548	38.892	254.1	15:41:11.414								
13		1:53.409 P	30.012	41.325	42.072	252.3	15:43:04.823								
14		3:14.239	1:57.089	41.631	35.519	178.8	15:46:19.062								
15		1:46.513	30.039	41.099	35.375	253.5	15:48:05.575								
16		1:51.365	30.024	43.404	37.937	252.3	15:49:56.940								
17		1:50.791 P	30.153	41.278	39.360	251.7	15:51:47.731								
18		3:27.471	2:06.758	44.592	36.121	179.4	15:55:15.202								
19		1:50.462	31.787	43.183	35.492	249.4	15:57:05.664								
20		2:34.093 P	43.300	1:02.575	48.218	102.6	15:59:39.757								
21		2:55.517	1:38.738	41.586	35.193	181.2	16:02:35.274								
22		1:45.639	30.044	40.849	34.746	251.7	16:04:20.913								
23		1:52.831	31.384	45.167	36.280	250.5	16:06:13.744								
24		1:45.780	29.968	41.101	34.711	250.5	16:07:59.524								
25		1:45.690	29.741	40.925	35.024	252.3	16:09:45.214								
26		1:45.664	29.873	40.979	34.812	252.3	16:11:30.878								
27		1:46.833	29.964	41.249	35.620	254.1	16:13:17.711								
28		1:48.584	31.201	41.190	36.193	254.7	16:15:06.295								
29		1:56.111 P	30.130	41.217	44.764	252.9	16:17:02.406								





Circuit de Barcelona
International GT Open
Private test - 2
Lap Analysis



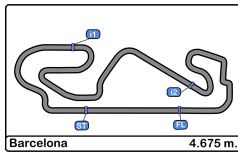
77 Al Faisal Al Zubair Mercedes AMG GT3 - 2022 **99** Francesco Guerra Honda NSX GT3

PRO Fabian Schiller GetSpeed Performance							PRO Jorge Cabezas Nova Race Events								
Lap	D	Time	Sector 1	Sector 2	Sector 3	T. Spd	Elapsed	Lap	D	Time	Sector 1	Sector 2	Sector 3	T. Spd	Elapsed
1		15:19:36.497	15:18:18.591	42.165	35.741	173.0	15:19:36.497	1		15:18:12.190	15:16:44.703	42.739	44.748	171.7	15:18:12.190
2		1:47.674	30.296	41.514	35.864	255.9	15:21:24.171	2		1:50.640	31.139	42.529	36.972	255.3	15:20:02.830
3		1:46.893	30.053	41.388	35.452	254.7	15:23:11.064	3		1:49.025	30.540	42.006	36.479	257.1	15:21:51.855
4		1:47.593	30.663	41.610	35.320	255.3	15:24:58.657	4		1:48.712	30.238	42.344	36.130	256.5	15:23:40.567
5		1:46.775	29.967	41.223	35.585	254.7	15:26:45.432	5		1:48.671	30.300	41.848	36.523	256.5	15:25:29.238
6		1:52.222 P	30.115	41.685	40.422	256.5	15:28:37.654	6		1:49.221	30.520	42.452	36.249	256.5	15:27:18.459
7		3:56.569	2:36.285	42.422	37.862	141.3	15:32:34.223	7		2:02.191 P	31.189	45.406	45.596	257.1	15:29:20.650
8		1:46.564	29.959	41.352	35.253	257.1	15:34:20.787	8		3:28.793	2:05.553	45.496	37.744	181.2	15:32:49.443
9		1:47.021	29.870	41.377	35.774	257.7	15:36:07.808	9		1:49.415	30.652	42.548	36.215	257.1	15:34:38.858
10		1:48.304	29.964	41.396	36.944	255.9	15:37:56.112	10		1:50.477	30.944	42.851	36.682	257.1	15:36:29.335
11		1:47.241	30.151	41.512	35.578	254.7	15:39:43.353	11		1:55.435 P	31.026	42.773	41.636	253.5	15:38:24.770
12		1:53.292 P	30.138	41.728	41.426	256.5	15:41:36.645	12		4:43.728	3:07.500	55.703	40.525	179.4	15:43:08.498
13		4:05.284	2:44.960	41.712	38.612	180.9	15:45:41.929	13		1:47.023	30.293	41.583	35.147	253.5	15:44:55.521
14		1:46.440	29.944	41.219	35.277	255.9	15:47:28.369	14		1:47.094	29.968	41.576	35.550	256.5	15:46:42.615
15		1:45.879	29.826	41.019	35.034	258.3	15:49:14.248	15		2:07.881	30.461	55.022	42.398	256.5	15:48:50.496
16		1:53.558 P	29.687	41.489	42.382	255.9	15:51:07.806	16		1:47.267	30.103	41.527	35.637	254.7	15:50:37.763
17		3:48.137	2:30.879	41.604	35.654	181.5	15:54:55.943	17		1:48.102	30.330	41.638	36.134	254.1	15:52:25.865
18		1:47.737	29.852	42.582	35.303	254.1	15:56:43.680	18		1:47.339	30.154	41.562	35.623	256.5	15:54:13.204
19		2:41.640 P	30.457	1:14.931	56.252	254.7	15:59:25.320	19		1:49.092	30.398	42.122	36.572	255.9	15:56:02.296
20		6:51.950	5:28.845	45.860	37.245	165.1	16:06:17.270	20		2:04.247 P	30.793	42.395	51.059	257.7	15:58:06.543
21		1:45.802	29.988	40.935	34.879	253.5	16:08:03.072	21		4:20.848	3:02.559	42.494	35.795	171.4	16:02:27.391
22		1:44.976	29.505	40.671	34.800	255.3	16:09:48.048	22		1:48.511	30.448	42.115	35.948	254.7	16:04:15.902
23		1:45.556	29.586	40.759	35.211	255.3	16:11:33.604	23		1:47.924	30.395	41.713	35.816	255.3	16:06:03.826
24		1:50.868 P	29.856	41.191	39.821	255.3	16:13:24.472	24		1:47.818	30.271	41.521	36.026	255.9	16:07:51.644
25		3:16.911 P	1:42.289	41.415	53.207	181.8	16:16:41.383	25		1:48.248	30.440	42.138	35.670	255.9	16:09:39.892

93 Daniel Díaz-Varela Mercedes AMG GT3

AM Alex Villanueva Baporo Motorsport							
Lap	D	Time	Sector 1	Sector 2	Sector 3	T. Spd	Elapsed
1		15:28:49.140	15:27:17.582	50.864	40.694	111.4	15:28:49.140
2		2:14.933 P	35.585	45.259	54.089	235.8	15:31:04.073
3		5:07.718	3:41.438	47.081	39.199	114.8	15:36:11.791
4		1:55.640	32.927	44.891	37.822	250.0	15:38:07.431
5		1:57.438	32.194	44.312	40.932	240.0	15:40:04.869
6		3:59.936 P	31.995	2:38.075	49.866	252.3	15:44:04.805
7		5:25.728	4:00.696	45.944	39.088	101.6	15:49:30.533
8		1:53.742	32.077	44.077	37.588	249.4	15:51:24.275
9		1:53.485	32.099	43.716	37.670	250.0	15:53:17.760
10		1:53.170	32.128	43.459	37.583	251.1	15:55:10.930
11		1:54.492	32.372	44.765	37.355	251.7	15:57:05.422
12		2:33.160 P	43.200	58.529	51.431	155.1	15:59:38.582





Circuit de Barcelona
International GT Open
Private test - 2
Lap Analysis



133

Murat Ruhi Cuhadaroglu

Ferrari 488 GT3 Evo

182

Willem Van der Vorm

Ferrari 488 GT3 Evo MY 2020

PROAM

David Fumanelli

Kessel Racing

PROAM

Michele Rugolo

AF Corse

Lap	D	Time	Sector 1	Sector 2	Sector 3	T. Spd	Elapsed	Lap	D	Time	Sector 1	Sector 2	Sector 3	T. Spd	Elapsed
1		15:18:20.058	15:16:49.587	43.774	46.697	179.1	15:18:20.058	1		15:19:00.876	15:17:42.694	42.109	36.073	164.1	15:19:00.876
2		1:50.542	30.611	41.977	37.954	255.3	15:20:10.600	2		1:46.869	30.024	41.447	35.398	255.9	15:20:47.745
3		1:46.555	30.072	41.396	35.087	256.5	15:21:57.155	3		1:46.360	29.759	41.211	35.390	255.9	15:22:34.105
4		1:53.353 P	30.267	41.620	41.466	256.5	15:23:50.508	4		1:54.850 P	29.940	42.632	42.278	255.3	15:24:28.955
5		3:55.486	2:33.886	41.761	39.839	179.1	15:27:45.994	5		4:45.114	3:21.114	44.583	39.417	180.9	15:29:14.069
6		1:46.394	29.730	41.513	35.151	257.1	15:29:32.388	6		1:50.238	30.489	41.375	38.374	257.7	15:31:04.307
7		1:46.181	29.797	41.275	35.109	257.1	15:31:18.569	7		1:54.378 P	29.863	41.345	43.170	256.5	15:32:58.685
8		1:57.578 P	29.806	41.467	46.305	257.1	15:33:16.147	8		4:44.753	3:19.403	48.032	37.318	161.4	15:37:43.438
9		5:18.134	4:00.890	42.021	35.223	171.1	15:38:34.281	9		1:53.678	31.093	43.469	39.116	254.7	15:39:37.116
10		1:44.851	29.440	40.524	34.887	256.5	15:40:19.132	10		1:54.637	31.785	44.746	38.106	254.7	15:41:31.753
11		1:52.340 P	29.478	40.752	42.110	257.1	15:42:11.472	11		1:55.103	31.672	45.165	38.266	251.1	15:43:26.856
12		4:20.195	2:59.390	43.750	37.055	164.6	15:46:31.667	12		1:58.735 P	30.884	44.446	43.405	253.5	15:45:25.591
13		1:51.428	31.530	43.176	36.722	254.7	15:48:23.095	13		3:58.358	2:38.230	42.738	37.390	114.6	15:49:23.949
14		1:51.121	31.295	42.687	37.139	255.9	15:50:14.216	14		1:51.040	30.679	43.438	36.923	254.1	15:51:14.989
15		1:50.569	30.893	42.664	37.012	252.9	15:52:04.785	15		1:51.438	30.942	43.190	37.306	253.5	15:53:06.427
16		2:01.100	31.191	49.743	40.166	253.5	15:54:05.885	16		1:50.836	30.506	42.704	37.626	254.1	15:54:57.263
17		1:55.383	32.087	45.354	37.942	251.7	15:56:01.268	17		1:51.200	30.697	43.182	37.321	255.3	15:56:48.463
18		2:26.551 P	32.182	55.290	59.079	253.5	15:58:27.819	18		2:42.307 P	34.084	1:07.991	1:00.232	254.7	15:59:30.770
19		4:52.953	3:29.677	45.044	38.232	155.8	16:03:20.772	19		4:00.632	2:39.935	43.579	37.118	175.6	16:03:31.402
20		1:52.976	31.481	43.516	37.979	252.3	16:05:13.748	20		1:50.580	30.741	42.897	36.942	252.3	16:05:21.982
21		1:52.680	32.549	43.207	36.924	252.9	16:07:06.428	21		1:53.437	30.636	45.737	37.064	254.7	16:07:15.419
22		1:50.962	31.408	42.756	36.798	252.9	16:08:57.390	22		1:49.936	30.765	42.398	36.773	253.5	16:09:05.355
23		1:54.410	31.312	46.254	36.844	252.9	16:10:51.800	23		1:49.562	30.740	42.361	36.461	254.7	16:10:54.917
24		1:50.559	31.349	42.310	36.900	254.1	16:12:42.359	24		1:50.124	30.595	42.475	37.054	254.7	16:12:45.041
25		1:50.823	31.225	42.860	36.738	255.3	16:14:33.182	25		4:38.369 P	30.637	42.153	3:25.579	255.3	16:17:23.410
26		2:01.223	31.455	42.812	46.956	253.5	16:16:34.405								
27		2:25.824 P	41.034	51.644	53.146	164.8	16:19:00.229								

777

Marcin Jedlinski

Audi R8 GT3 Evo 2

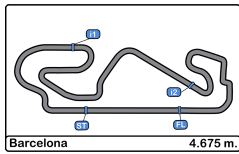
PROAM

Karol Basz

Olimp Racing

Lap	D	Time	Sector 1	Sector 2	Sector 3	T. Spd	Elapsed
1		15:21:31.089	15:20:11.971	42.976	36.142	138.8	15:21:31.089
2		1:48.168	30.268	41.846	36.054	257.1	15:23:19.257
3		1:48.180	30.263	41.846	36.071	257.7	15:25:07.437
4		1:47.621	30.301	41.724	35.596	257.7	15:26:55.058
5		1:48.230	30.178	42.073	35.979	259.6	15:28:43.288
6		1:48.115	30.316	41.959	35.840	257.7	15:30:31.403
7		1:48.104	30.602	41.703	35.799	256.5	15:32:19.507
8		1:48.422	30.325	41.978	36.119	261.5	15:34:07.929
9		1:55.393 P	30.821	43.211	41.361	262.1	15:36:03.322
10		3:58.580	2:39.600	42.788	36.192	181.8	15:40:01.902
11		1:46.658	29.905	41.526	35.227	260.2	15:41:48.560
12		1:47.573	30.029	41.451	36.093	260.2	15:43:36.133
13		1:47.177	30.101	41.479	35.597	258.3	15:45:23.310
14		1:47.072	30.074	41.496	35.502	258.9	15:47:10.382
15		1:54.038	32.016	43.872	38.150	258.9	15:49:04.420
16		1:47.104	30.122	41.442	35.540	258.3	15:50:51.524
17		1:51.667 P	30.059	41.782	39.826	258.3	15:52:43.191
18		10:44.163	9:22.544	44.543	37.076	177.3	16:03:27.354
19		1:50.813	31.223	43.105	36.485	253.5	16:05:18.167
20		1:52.006	32.979	42.748	36.279	255.3	16:07:10.173
21		1:49.496	30.697	42.203	36.596	257.1	16:08:59.669
22		1:50.008	30.675	42.557	36.776	257.1	16:10:49.677
23		1:49.375	30.610	42.181	36.584	255.9	16:12:39.052
24		1:49.231	30.619	42.344	36.268	257.7	16:14:28.283
25		1:50.544	30.762	42.368	37.414	256.5	16:16:18.827
26		2:07.936 P	34.959	45.645	47.332	230.7	16:18:26.763





Circuit de Barcelona
International GT Open
Private test - 2
Lap Analysis



786

Kiki Sak Nana

Mercedes AMG GT3 - 2022

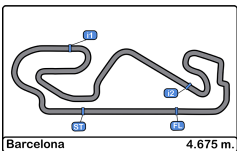
911

Sébastien Baud

Mercedes AMG GT3 - 2022

AM*		Axel Blom					GetSpeed Performance					PRO		Steve Jans					GetSpeed Performance				
Lap	D	Time	Sector 1	Sector 2	Sector 3	T. Spd	Elapsed	Lap	D	Time	Sector 1	Sector 2	Sector 3	T. Spd	Elapsed								
1		15:18:05.112	15:16:42.493	43.048	39.571	178.2	15:18:05.112	1		15:19:20.490	15:18:01.206	41.787	37.497	177.3	15:19:20.490								
2		1:46.815	30.167	41.341	35.307	254.1	15:19:51.927	2		1:47.381	30.381	41.586	35.414	255.3	15:21:07.871								
3		1:52.185	29.911	44.583	37.691	255.9	15:21:44.112	3		1:46.737	30.055	41.207	35.475	255.3	15:22:54.608								
4		1:46.277	29.903	41.344	35.030	254.1	15:23:30.389	4		1:46.699	29.987	41.198	35.514	255.3	15:24:41.307								
5		1:54.882	30.931	44.209	39.742	257.1	15:25:25.271	5		1:46.792	29.991	41.546	35.255	254.1	15:26:28.099								
6		1:47.494	30.001	41.965	35.528	254.7	15:27:12.765	6		1:47.719	29.897	41.405	36.417	255.9	15:28:15.818								
7		1:46.735	29.897	41.579	35.259	255.3	15:28:59.500	7		1:46.340	29.895	41.251	35.194	254.7	15:30:02.158								
8		1:56.307 P	30.245	41.866	44.196	255.9	15:30:55.807	8		1:50.969	30.997	44.112	35.860	255.3	15:31:53.127								
9		4:28.150	3:07.695	43.463	36.992	180.3	15:35:23.957	9		1:46.721	30.067	41.241	35.413	255.3	15:33:39.848								
10		1:52.096	31.969	42.857	37.270	253.5	15:37:16.053	10		2:00.048 P	32.292	44.471	43.285	255.9	15:35:39.896								
11		1:50.987	30.778	42.947	37.262	252.3	15:39:07.040	11		6:22.007	4:59.793	45.171	37.043	180.6	15:42:01.903								
12		1:52.292	31.300	43.768	37.224	254.1	15:40:59.332	12		1:47.012	29.836	41.735	35.441	253.5	15:43:48.915								
13		1:52.410	31.164	43.742	37.504	255.3	15:42:51.742	13		1:45.763	29.883	40.762	35.118	254.1	15:45:34.678								
14		1:51.186	30.892	43.038	37.256	251.7	15:44:42.928	14		1:51.003	29.826	41.586	39.591	254.7	15:47:25.681								
15		1:50.772	30.818	43.240	36.714	253.5	15:46:33.700	15		1:45.928	29.864	40.869	35.195	255.3	15:49:11.609								
16		1:50.759	30.757	43.066	36.936	254.7	15:48:24.459	16		1:47.035	29.864	41.380	35.791	255.3	15:50:58.644								
17		1:50.338	30.598	42.666	37.074	254.7	15:50:14.797	17		1:55.462 P	29.850	41.293	44.319	253.5	15:52:54.106								
18		1:50.657	30.814	42.964	36.879	254.7	15:52:05.454	18		5:30.862 P	3:40.528	53.072	57.262	179.7	15:58:24.968								
19		1:50.503	30.881	43.097	36.525	255.3	15:53:55.957	19		3:46.963	2:28.618	42.327	36.018	182.4	16:02:11.931								
20		1:54.661	30.843	46.619	37.199	253.5	15:55:50.618	20		1:47.882	30.441	41.741	35.700	252.9	16:03:59.813								
21		2:08.573 P	31.158	43.873	53.542	252.3	15:57:59.191	21		1:47.555	30.330	41.467	35.758	252.3	16:05:47.368								
22		7:55.755	6:35.525	43.748	36.482	175.8	16:05:54.946	22		1:46.782	30.235	41.163	35.384	252.9	16:07:34.150								
23		1:51.926	30.744	44.460	36.722	251.1	16:07:46.872	23		1:46.612	30.025	41.047	35.540	253.5	16:09:20.762								
24		1:48.601	30.622	42.229	35.750	251.1	16:09:35.473	24		1:50.109	30.383	41.323	38.403	255.9	16:11:10.871								
25		1:48.640	30.623	42.203	35.814	252.9	16:11:24.113	25		1:46.940	30.081	41.365	35.494	254.1	16:12:57.811								
26		1:49.772	30.454	42.935	36.383	253.5	16:13:13.885	26		1:46.662	30.031	41.194	35.437	254.7	16:14:44.473								
27		1:49.975	30.690	42.650	36.635	251.7	16:15:03.860	27		2:02.349 P	30.335	42.236	49.778	255.9	16:16:46.822								
28		1:50.590	30.704	42.346	37.540	251.7	16:16:54.450																
29		2:09.695 P	31.708	46.880	51.107	228.3	16:19:04.145																



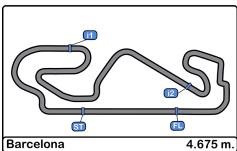


Circuito de Barcelona
International GT Open
Private test - 2
Best Sectors Results



Sector - 1				Sector - 2				Sector - 3				Ideal Lap vs Best Lap				
Clas	Nº	Driver	Time	Nº	Driver	Time	Nº	Driver	Time	Clas	Nº	Driver	Ideal Lap	Best Lap	Clas	
1	133	Cuhadaroglu - Fumanelli	29.440	133	Cuhadaroglu - Fumanelli	40.524	19	Gilardoni - Van Berlo	34.663	1	133	Cuhadaroglu - Fumanelli	1:44.851	1:44.851	1	
2	77	Al Zubair - Schiller	29.505	24	Bachler - Cazzaniga	40.651	63	Hites - Pulcini	34.711	2	77	Al Zubair - Schiller	1:44.976	1:44.976	2	
3	44	Gilbert - Rueda	29.683	77	Al Zubair - Schiller	40.671	77	Al Zubair - Schiller	34.800	3	63	Hites - Pulcini	1:45.301	1:45.639	7	
4	54	Müller - Mettler	29.696	911	Baud - Jans	40.762	72	Moss - Osborne	34.814	4	19	Gilardoni - Van Berlo	1:45.308	1:45.436	5	
5	18	Juffali - Christodoulou	29.729	72	Moss - Osborne	40.765	133	Cuhadaroglu - Fumanelli	34.887	5	24	Bachler - Cazzaniga	1:45.322	1:45.322	3	
6	63	Hites - Pulcini	29.741	44	Gilbert - Rueda	40.789	24	Bachler - Cazzaniga	34.897	6	72	Moss - Osborne	1:45.350	1:45.461	6	
7	182	Van der Vorm - Rugolo	29.759	63	Hites - Pulcini	40.849	44	Gilbert - Rueda	34.912	7	44	Gilbert - Rueda	1:45.384	1:45.384	4	
8	19	Gilardoni - Van Berlo	29.768	19	Gilardoni - Van Berlo	40.877	54	Müller - Mettler	34.916	8	54	Müller - Mettler	1:45.634	1:45.789	9	
9	72	Moss - Osborne	29.771	18	Juffali - Christodoulou	40.993	18	Juffali - Christodoulou	35.020	9	911	Baud - Jans	1:45.706	1:45.763	8	
10	24	Bachler - Cazzaniga	29.774	54	Müller - Mettler	41.022	786	Kiki - Blom	35.030	10	18	Juffali - Christodoulou	1:45.742	1:45.957	10	
11	911	Baud - Jans	29.826	182	Van der Vorm - Rugolo	41.211	55	De Meeus - Mowlem	35.105	11	786	Kiki - Blom	1:46.268	1:46.277	11	
12	786	Kiki - Blom	29.897	4	Benyahia - Hutchison	41.211	3	Steiner - Hofer	35.108	12	182	Van der Vorm - Rugolo	1:46.360	1:46.360	12	
13	777	Jedlinski - Basz	29.905	55	De Meeus - Mowlem	41.283	911	Baud - Jans	35.118	13	3	Steiner - Hofer	1:46.410	1:46.864	18	
14	5	Jedlinski - Korzeniowski	29.959	3	Steiner - Hofer	41.305	99	Guerra - Cabezas	35.147	14	4	Benyahia - Hutchison	1:46.549	1:46.636	13	
15	33	Scholze - Valente	29.966	786	Kiki - Blom	41.341	33	Scholze - Valente	35.165	15	777	Jedlinski - Basz	1:46.574	1:46.658	14	
16	99	Guerra - Cabezas	29.968	25	Hrachowina - Konrad	41.424	777	Jedlinski - Basz	35.227	16	55	De Meeus - Mowlem	1:46.585	1:46.659	15	
17	3	Steiner - Hofer	29.997	777	Jedlinski - Basz	41.442	4	Benyahia - Hutchison	35.245	17	33	Scholze - Valente	1:46.587	1:46.880	19	
18	4	Benyahia - Hutchison	30.093	5	Jedlinski - Korzeniowski	41.456	25	Hrachowina - Konrad	35.286	18	99	Guerra - Cabezas	1:46.636	1:47.023	20	
19	25	Hrachowina - Konrad	30.109	33	Scholze - Valente	41.456	5	Jedlinski - Korzeniowski	35.375	19	5	Jedlinski - Korzeniowski	1:46.790	1:46.829	17	
20	55	De Meeus - Mowlem	30.197	99	Guerra - Cabezas	41.521	182	Van der Vorm - Rugolo	35.390	20	25	Hrachowina - Konrad	1:46.819	1:46.819	16	
21	8	Giuseppe Cipriani	30.276	8	Giuseppe Cipriani	41.682	8	Giuseppe Cipriani	35.464	21	8	Giuseppe Cipriani	1:47.422	1:47.992	21	
22	15	Sager - Mardini	30.296	15	Sager - Mardini	41.824	15	Sager - Mardini	35.861	22	15	Sager - Mardini	1:47.981	1:48.503	22	
23	11	Earle - Zanotti	30.479	11	Earle - Zanotti	42.471	11	Earle - Zanotti	36.071	23	11	Earle - Zanotti	1:49.021	1:49.071	23	
24	93	Díaz-Varela - Villanueva	31.995	93	Díaz-Varela - Villanueva	43.459	93	Díaz-Varela - Villanueva	37.355	24	93	Díaz-Varela - Villanueva	1:52.809	1:53.170	24	



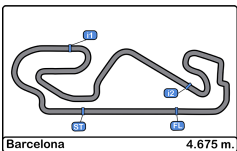


Circuito de Barcelona
International GT Open
Private test - 2
Best 5 Lap Times



Cl	N°	Entrant/Team	Nat	Driver 1	Nat	Driver 2	Nat	Vehicle	Cat	Cl	Best 1		Best 2		Best 3		Best 4		Best 5	
											Time	Lap	Time	Lap	Time	Lap	Time	Lap	Time	Lap
1	133	Kessel Racing	CHN	Murat Ruhi Cuhadaroglu	TUR	David Fumanelli	ITA	Ferrari 488 GT3 Evo	PROAM	1	1:44.851	10	1:46.181	7	1:46.394	6	1:46.555	3	1:50.542	2
2	77	GetSpeed Performance	DEU	Al Faisal Al Zubair	OMA	Fabian Schiller	DEU	Mercedes AMG GT3 - 2022	PRO	1	1:44.976	22	1:45.556	23	1:45.802	21	1:45.879	15	1:46.440	14
3	24	Dinamic Motorsport	ITA	Klaus Bachler	AUT	Riccardo Cazzaniga	ITA	Porsche 991 GT3 R 2019	PRO	2	1:45.322	3	1:45.552	2	1:46.556	22	1:46.947	23	1:47.023	12
4	44	Greystone GT	GBR	Andrew Gilbert	GBR	Fran Rueda	ESP	McLaren 720 S GT3	PROAM	2	1:45.384	12	1:46.378	9	1:46.402	3	1:46.410	4	1:46.608	8
5	19	Oregon Team	ITA	Kevin Gilardoni	CHE	Glenn Van Berlo	NLD	Lamborghini Huracan GT3 EVO MY2022	PRO	3	1:45.436	9	1:45.547	10	1:45.715	24	1:46.087	27	1:46.356	14
6	72	Optimum Motorsport	GBR	Nick Moss	GBR	Joe Osborne	GBR	McLaren 720 S GT3	PRO	4	1:45.461	2	1:46.441	13	1:46.545	19	1:46.591	14	1:47.089	15
7	63	Oregon Team	ITA	Benjamin Hites	CHE	Leonardo Pulcini	ITA	Lamborghini Huracan GT3 EVO MY2022	PRO	5	1:45.639	22	1:45.664	26	1:45.690	25	1:45.780	24	1:46.136	10
8	911	GetSpeed Performance	DEU	Sébastien Baud	FRA	Steve Jans	LUX	Mercedes AMG GT3 - 2022	PRO	6	1:45.763	13	1:45.928	15	1:46.340	7	1:46.612	23	1:46.662	26
9	54	SPS Automotive Performance	DEU	Dexter Müller	CHE	Yannick Mettler	CHE	Mercedes AMG GT3 - 2020	PROAM	3	1:45.789	4	1:46.138	7	1:46.420	2	1:46.444	8	1:46.932	9
10	18	Theeba Motorsport	SAU	Reema Juffali	SAU	Adam Christodoulou	GBR	Mercedes AMG GT3 - 2022	PROAM*	4	1:45.957	2	1:45.967	6	1:45.971	3	1:46.628	7	1:49.429	23
11	786	GetSpeed Performance	DEU	Kiki Sak Nana	THA	Axel Blom	FIN	Mercedes AMG GT3 - 2022	AM*	1	1:46.277	4	1:46.735	7	1:46.815	2	1:47.494	6	1:48.601	24
12	182	AF Corse	ITA	Willem Van der Vorm	NLD	Michele Rugolo	ITA	Ferrari 488 GT3 Evo MY 2020	PROAM	5	1:46.360	3	1:46.869	2	1:49.562	23	1:49.936	22	1:50.124	24
13	4	Optimum Motorsport	GBR	Michaël Benyahia	MAR	Finlay Hutchison	GBR	McLaren 720 S GT3	PRO	7	1:46.636	3	1:47.005	4	1:47.106	2	1:47.268	5	1:47.346	6
14	777	Olimp Racing	POL	Marcin Jedlinski	POL	Karol Basz	POL	Audi R8 GT3 Evo 2	PROAM	6	1:46.658	11	1:47.072	14	1:47.104	16	1:47.177	13	1:47.573	12
15	55	AF Corse	ITA	Laurent De Meeus	BEL	Johnny Mowlem	GBR	Ferrari 488 GT3 Evo	PROAM	7	1:46.659	19	1:47.809	11	1:47.899	5	1:47.906	3	1:47.919	4
16	25	Mann Filter Team Landgraf	DEU	Alexander Hrachowina	AUT	Martin Konrad	AUT	Mercedes AMG GT3 EVO - 2021	AM	2	1:46.819	5	1:46.979	4	1:48.254	2	1:49.120	15	1:49.483	14
17	5	Olimp Racing	POL	Stanislaw Jedlinski	POL	Krystian Korzeniowski	POL	Ferrari 488 GT3 MY 2021	AM	3	1:46.829	6	1:47.265	2	1:47.545	3	1:47.567	7	1:47.926	10
18	3	Aust Motorsport	DEU	Dino Steiner	DEU	Max Hofer	AUT	Audi R8 LMS GT3 evo II	PROAM	8	1:46.864	9	1:46.872	12	1:46.883	5	1:46.959	10	1:48.519	11
19	33	Team GT	DEU	Florian Scholze	DEU	Alain Valente	CHE	Mercedes AMG GT3 EVO - 2021	PROAM	9	1:46.880	3	1:47.086	4	1:47.138	7	1:47.223	5	1:47.276	6
20	99	Nova Race Events	ITA	Francesco Guerra	ITA	Jorge Cabezas	ESP	Honda NSX GT3	PRO	8	1:47.023	13	1:47.094	14	1:47.267	16	1:47.339	18	1:47.536	29
21	8	Il Barone Rampante	ITA	Giuseppe Cipriani	ITA		ITA	Lamborghini Huracan GT3 EVO	AM	4	1:47.992	10	1:48.089	4	1:48.180	6	1:48.244	5	1:49.267	3
22	15	Dinamic Motorsport	ITA	Philipp Sager	AUT	Bashar Mardini	CAN	Porsche 991 GT3 R 2019	AM	5	1:48.503	18	1:48.546	17	1:48.589	22	1:48.792	24	1:48.833	3
23	11	Kessel Racing	CHE	Stephen Earle	USA	Erwin Zanotti	ITA	Ferrari 488 GT3 Evo	AM	6	1:49.071	10	1:49.308	4	1:49.397	7	1:49.397	8	1:49.449	11
24	93	Baporo Motorsport	ESP	Daniel Diaz-Varela	ESP	Alex Villanueva	ESP	Mercedes AMG GT3	AM	7	1:53.170	10	1:53.485	9	1:53.742	8	1:54.492	11	1:55.640	4



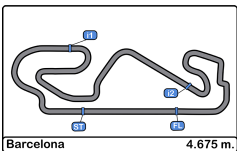


Circuito de Barcelona
International GT Open
Private test - 2
Best 5 Top Speeds



Cl	N°	Entrant/Team	Nat	Driver 1	Nat	Driver 2	Nat	Vehicle	Cat	Cl	Top 1		Top 2		Top 3		Top 4		Top 5		Avg
											Km/h	Lap	Km/h	Lap	Km/h	Lap	Km/h	Lap	Km/h	Lap	
1	777	Olimp Racing	POL	Marcin Jedlinski	POL	Karol Basz	POL	Audi R8 GT3 Evo 2	PROAM	1	262.1	9	261.5	8	260.2	11	260.2	12	259.6	5	260.7
2	5	Olimp Racing	POL	Stanislaw Jedlinski	POL	Krystian Korzeniowski	POL	Ferrari 488 GT3 MY 2021	AM	1	259.6	3	258.3	11	257.7	2	257.1	4	257.1	6	258.0
3	54	SPS Automotive Performance	DEU	Dexter Müller	CHE	Yannick Mettler	CHE	Mercedes AMG GT3 - 2020	PROAM	2	259.6	5	258.9	3	257.7	4	257.7	8	257.1	2	258.2
4	44	Greystone GT	GBR	Andrew Gilbert	GBR	Fran Rueda	ESP	McLaren 720 S GT3	PROAM	3	258.9	8	258.9	15	258.3	5	258.3	9	258.3	13	258.6
5	77	GetSpeed Performance	DEU	Al Faisal Al Zubair	OMN	Fabian Schiller	DEU	Mercedes AMG GT3 - 2022	PRO	1	258.3	15	257.7	9	257.1	8	256.5	6	256.5	12	257.2
6	24	Dinamic Motorsport	ITA	Klaus Bachler	AUT	Riccardo Cazzaniga	ITA	Porsche 991 GT3 R 2019	PRO	2	257.7	8	256.5	9	256.5	10	256.5	12	256.5	23	256.7
7	72	Optimum Motorsport	GBR	Nick Moss	GBR	Joe Osborne	GBR	McLaren 720 S GT3	PRO	3	257.7	10	257.1	3	256.5	6	256.5	9	256.5	17	256.8
8	99	Nova Race Events	ITA	Francesco Guerra	ITA	Jorge Cabezas	ESP	Honda NSX GT3	PRO	4	257.7	20	257.1	3	257.1	7	257.1	9	257.1	10	257.2
9	182	AF Corse	ITA	Willem Van der Vorm	NLD	Michele Rugolo	ITA	Ferrari 488 GT3 Evo MY 2020	PROAM	4	257.7	6	256.5	7	255.9	2	255.9	3	255.3	4	256.2
10	133	Kessel Racing	CHE	Murat Ruhi Cuhadaroglu	TUR	David Fumanelli	ITA	Ferrari 488 GT3 Evo	PROAM	5	257.1	6	257.1	7	257.1	8	257.1	11	256.5	3	257.0
11	786	GetSpeed Performance	DEU	Kiki Sak Nana	THA	Axel Blom	FIN	Mercedes AMG GT3 - 2022	AM*	2	257.1	5	255.9	3	255.9	8	255.3	7	255.3	13	255.9
12	33	Team GT	DEU	Florian Scholze	DEU	Alain Valente	CHE	Mercedes AMG GT3 EVO - 2021	PROAM	6	256.5	9	256.5	10	255.9	4	255.9	6	255.9	11	256.1
13	55	AF Corse	ITA	Laurent De Meeus	BEL	Johnny Mowlem	GBR	Ferrari 488 GT3 Evo	PROAM	7	256.5	2	256.5	3	256.5	8	255.9	5	255.9	11	256.2
14	3	Aust Motorsport	DEU	Dino Steiner	DEU	Max Hofer	AUT	Audi R8 LMS GT3 evo II	PROAM	8	255.9	3	255.9	8	255.3	11	254.7	5	254.7	6	255.3
15	4	Optimum Motorsport	GBR	Michaël Benyahia	MAR	Finlay Hutchison	GBR	McLaren 720 S GT3	PRO	5	255.9	6	255.3	7	255.3	8	255.3	9	255.3	10	255.4
16	15	Dinamic Motorsport	ITA	Philipp Sager	AUT	Bashar Mardini	CAN	Porsche 991 GT3 R 2019	AM	3	255.9	8	255.9	9	255.9	15	255.3	2	254.1	6	255.4
17	911	GetSpeed Performance	DEU	Sébastien Baud	FRA	Steve Jans	LUX	Mercedes AMG GT3 - 2022	PRO	6	255.9	6	255.9	10	255.9	24	255.9	27	255.3	2	255.8
18	11	Kessel Racing	CHE	Stephen Earle	USA	Erwin Zanotti	ITA	Ferrari 488 GT3 Evo	AM	4	255.3	3	255.3	10	255.3	11	254.7	7	254.1	2	254.9
19	18	Theeba Motorsport	SAU	Reema Juffali	USA	Adam Christodoulou	GBR	Mercedes AMG GT3 - 2022	PROAM*	9	255.3	7	254.7	4	254.1	6	253.5	3	253.5	8	254.2
20	63	Oregon Team	ITA	Benjamin Hites	CHL	Leonardo Pulcini	ITA	Lamborghini Huracan GT3 EVO MY2022	PRO	7	254.7	28	254.1	12	254.1	27	253.5	8	253.5	15	253.9
21	8	Il Barone Rampante	ITA	Giuseppe Cipriani	ITA			Lamborghini Huracan GT3 EVO	AM	5	254.1	11	253.5	14	252.9	5	252.9	15	252.3	4	253.1
22	25	Mann Filter Team Landgraf	DEU	Alexander Hrachowina	AUT	Martin Konrad	AUT	Mercedes AMG GT3 EVO - 2021	AM	6	254.1	3	254.1	6	253.5	8	253.5	12	253.5	22	253.7
23	19	Oregon Team	ITA	Kevin Gilardoni	CHE	Glenn Van Berlo	NLD	Lamborghini Huracan GT3 EVO MY2022	PRO	8	253.5	9	253.5	10	252.9	7	252.9	15	252.9	18	253.1
24	93	Baporo Motorsport	ESP	Daniel Díaz-Varela	ESP	Alex Villanueva	ESP	Mercedes AMG GT3	AM	7	252.3	6	251.7	11	251.1	10	250.0	4	250.0	9	251.0





Circuito de Barcelona

International GT Open

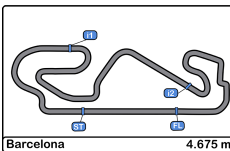
Private test - 2

Fastest Laps Sequence



Lap	Time of Day	Session Time	Nº	Entrant/Team	Nat	Driver 1	Nat	Driver 2	Nat	Vehicle	Cat	Time	Km/h
2	15:19:41.536	3:41.536	25	Mann Filter Team Landgraf		Alexander Hrachowina		Martin Konrad		Mercedes AMG GT3 EVO - 2021	AM	1:48.254	155.4
2	15:19:44.590	3:44.590	72	Optimum Motorsport		Nick Moss		Joe Osborne		McLaren 720 S GT3	PRO	1:45.461	159.5
3	15:22:23.020	6:23.020	24	Dinamic Motorsport		Klaus Bachler		Riccardo Cazzaniga		Porsche 991 GT3 R 2019	PRO	1:45.322	159.7
10	15:40:19.132	24:19.132	133	Kessel Racing		Murat Ruhi Cuhadaroglu		David Fumanelli		Ferrari 488 GT3 Evo	PROAM	1:44.851	160.5





Circuito de Barcelona

International GT Open

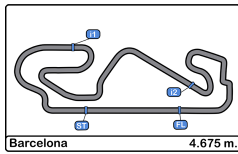
Private test - 2

Event Best Maximum Speed



Nº	Entrant/Team	Nat	Driver 1	Nat	Driver 2	Nat	Vehicle	Cat	Km/h	Session
777	Olimp Racing	POL	Marcin Jedlinski	POL	Karol Basz	POL	Audi R8 GT3 Evo 2	PROAM	262.1	Private test - 2
55	AF Corse	ITA	Laurent De Meeus	BEL	Johnny Mowlem	GBR	Ferrari 488 GT3 Evo	PROAM	260.8	Private test - 1
133	Kessel Racing	CHE	Murat Ruhi Cuhadaroglu	TUR	David Fumanelli	ITA	Ferrari 488 GT3 Evo	PROAM	259.6	Private test - 1
54	SPS Automotive Performance	DEU	Dexter Müller	CHE	Yannick Mettler	CHE	Mercedes AMG GT3 - 2020	PROAM	259.6	Private test - 1
5	Olimp Racing	POL	Stanislaw Jedlinski	POL	Krystian Korzeniowski	POL	Ferrari 488 GT3 MY 2021	AM	259.6	Private test - 2
24	Dinamic Motorsport	ITA	Klaus Bachler	AUT	Riccardo Cazzaniga	ITA	Porsche 991 GT3 R 2019	PRO	258.9	Private test - 1
44	Greystone GT	GBR	Andrew Gilbert	GBR	Fran Rueda	ESP	McLaren 720 S GT3	PROAM	258.9	Private test - 2
99	Nova Race Events	ITA	Francesco Guerra	ITA	Jorge Cabezas	ESP	Honda NSX GT3	PRO	258.3	Private test - 1
77	GetSpeed Performance	DEU	Al Faisal Al Zubair	QAN	Fabian Schiller	DEU	Mercedes AMG GT3 - 2022	PRO	258.3	Private test - 2
182	AF Corse	ITA	Willem Van der Vorm	NLD	Michele Rugolo	ITA	Ferrari 488 GT3 Evo MY 2020	PROAM	257.7	Private test - 2
72	Optimum Motorsport	GBR	Nick Moss	GBR	Joe Osborne	GBR	McLaren 720 S GT3	PRO	257.7	Private test - 2
33	Team GT	DEU	Florian Scholze	CHE	Alain Valente	CHE	Mercedes AMG GT3 EVO - 2021	PROAM	257.1	Private test - 1
786	GetSpeed Performance	DEU	Kiki Sak Nana	THA	Axel Blom	FIN	Mercedes AMG GT3 - 2022	AM*	257.1	Private test - 2
3	Aust Motorsport	DEU	Dino Steiner	AUT	Max Hofer	AUT	Audi R8 LMS GT3 evo II	PROAM	256.5	Private test - 1
4	Optimum Motorsport	GBR	Michaël Benyahia	MAR	Finlay Hutchison	GBR	McLaren 720 S GT3	PRO	256.5	Private test - 1
911	GetSpeed Performance	DEU	Sébastien Baud	FRA	Steve Jans	LUX	Mercedes AMG GT3 - 2022	PRO	255.9	Private test - 1
15	Dinamic Motorsport	ITA	Philipp Sager	AUT	Bashar Mardini	CAN	Porsche 991 GT3 R 2019	AM	255.9	Private test - 2
11	Kessel Racing	CHE	Stephen Earle	USA	Erwin Zanotti	ITA	Ferrari 488 GT3 Evo	AM	255.3	Private test - 2
18	Theeba Motorsport	SAU	Reema Juffali	SAU	Adam Christodoulou	GBR	Mercedes AMG GT3 - 2022	PROAM*	255.3	Private test - 2
19	Oregon Team	ITA	Kevin Gilardoni	CHE	Glenn Van Berlo	NLD	Lamborghini Huracan GT3 EVO MY2022	PRO	254.7	Private test - 1
25	Mann Filter Team Landgraf	DEU	Alexander Hrachowina	AUT	Martin Konrad	AUT	Mercedes AMG GT3 EVO - 2021	AM	254.7	Private test - 1
63	Oregon Team	ITA	Benjamin Hites	CHL	Leonardo Pulcini	ITA	Lamborghini Huracan GT3 EVO MY2022	PRO	254.7	Private test - 1
8	Il Barone Rampante	ITA	Giuseppe Cipriani	ITA		ITA	Lamborghini Huracan GT3 EVO	AM	254.1	Private test - 2
93	Baporo Motorsport	ESP	Daniel Díaz-Varela	ESP	Alex Villanueva	ESP	Mercedes AMG GT3	AM	252.9	Private test - 1





Circuit de Barcelona
International GT Open
Private test - 2
Pit Stop Analysis



3 Dino Steiner Audi R8 LMS GT3 evo II
 PROAM Max Hofer Aust Motorsport

Nº	In Day Time	In Time	Out Time	Pit Time	T. Pit Time	Handicap	Diff.
1	15:23:42.998	15:23:42.998	15:25:37.089	1:54.091	1:54.091		
2	15:31:02.308	15:31:02.308	15:32:23.061	1:20.753	3:14.844		
3	15:45:00.661	15:45:00.661	15:47:14.329	2:13.668	5:28.512		
4	15:58:49.095	15:58:49.095	16:00:58.869	2:09.774	7:38.286		

4 Michaël Benyahia McLaren 720 S GT3
 PRO Finlay Hutchison Optimum Motorsport

Nº	In Day Time	In Time	Out Time	Pit Time	T. Pit Time	Handicap	Diff.
1	15:40:28.361	15:40:28.361	15:47:05.297	6:36.936	6:36.936		
2	15:56:17.577	15:56:17.577	16:01:26.037	5:08.460	11:45.396		

5 Stanislaw Jedlinski Ferrari 488 GT3 MY 2021
 AM Krystian Korzeniowski Olimp Racing

Nº	In Day Time	In Time	Out Time	Pit Time	T. Pit Time	Handicap	Diff.
1	15:23:50.143	15:23:50.143	15:26:10.635	2:20.492	2:20.492		
2	15:33:30.383	15:33:30.383	15:35:34.968	2:04.585	4:25.077		
3	15:41:06.779	15:41:06.779	15:43:40.811	2:34.032	6:59.109		
4	15:47:23.127	15:47:23.127	15:53:48.384	6:25.257	13:24.366		
5	15:58:32.651	15:58:32.651	16:01:07.302	2:34.651	15:59.017		

8 Giuseppe Cipriani Lamborghini Huracan GT3 EVO
 AM Il Barone Rampante

Nº	In Day Time	In Time	Out Time	Pit Time	T. Pit Time	Handicap	Diff.
1	15:21:30.559	15:21:30.559	15:22:24.120	53.561	53.561		
2	15:33:29.474	15:33:29.474	15:35:31.301	2:01.827	2:55.388		
3	15:50:23.827	15:50:23.827	15:52:42.536	2:18.709	5:14.097		

11 Stephen Earle Ferrari 488 GT3 Evo
 AM Erwin Zanotti Kessel Racing

Nº	In Day Time	In Time	Out Time	Pit Time	T. Pit Time	Handicap	Diff.
1	15:38:14.694	15:38:14.694	15:40:01.048	1:46.354	1:46.354		
2	15:57:29.419	15:57:29.419	16:01:41.103	4:11.684	5:58.038		

15 Philipp Sager Porsche 991 GT3 R 2019
 AM Bashar Mardini Dinamic Motorsport

Nº	In Day Time	In Time	Out Time	Pit Time	T. Pit Time	Handicap	Diff.
1	15:28:21.174	15:28:21.174	15:30:52.453	2:31.279	2:31.279		
2	15:40:11.079	15:40:11.079	15:42:11.082	2:00.003	4:31.282		
3	15:56:54.704	15:56:54.704	16:01:09.861	4:15.157	8:46.439		

18 Reema Juffali Mercedes AMG GT3 - 2022
 PROAM* Adam Christodoulou Theeba Motorsport

Nº	In Day Time	In Time	Out Time	Pit Time	T. Pit Time	Handicap	Diff.
1	15:27:16.686	15:27:16.686	15:30:29.914	3:13.228	3:13.228		
2	15:37:41.857	15:37:41.857	15:39:01.901	1:20.044	4:33.272		
3	15:58:00.187	15:58:00.187	16:02:08.631	4:08.444	8:41.716		
4	16:07:51.086	16:07:51.086	16:10:38.254	2:47.168	11:28.884		

19 Kevin Gilardoni Lamborghini Huracan GT3 EVO MY2022
 PRO Glenn Van Berlo Oregon Team

Nº	In Day Time	In Time	Out Time	Pit Time	T. Pit Time	Handicap	Diff.
1	15:30:12.174	15:30:12.174	15:32:15.398	2:03.224	2:03.224		
2	15:41:20.911	15:41:20.911	15:42:33.485	1:12.574	3:15.798		
3	15:48:00.804	15:48:00.804	15:49:32.712	1:31.908	4:47.706		
4	15:59:30.880	15:59:30.880	16:02:16.961	2:46.081	7:33.787		

24 Klaus Bachler Porsche 991 GT3 R 2019
 PRO Riccardo Cazzaniga Dinamic Motorsport

Nº	In Day Time	In Time	Out Time	Pit Time	T. Pit Time	Handicap	Diff.
1	15:24:13.840	15:24:13.840	15:25:21.922	1:08.082	1:08.082		
2	15:27:08.735	15:27:08.735	15:29:03.006	1:54.271	3:02.353		
3	15:45:19.300	15:45:19.300	15:52:15.690	6:56.390	9:58.743		
4	15:58:01.880	15:58:01.880	16:01:29.945	3:28.065	13:26.808		
5	16:07:02.132	16:07:02.132	16:08:35.111	1:32.979	14:59.787		

25 Alexander Hrachowina Mercedes AMG GT3 EVO - 2021
 AM Martin Konrad Mann Filter Team Landgraf

Nº	In Day Time	In Time	Out Time	Pit Time	T. Pit Time	Handicap	Diff.
1	15:27:00.460	15:27:00.460	15:31:38.925	4:38.465	4:38.465		
2	15:42:53.779	15:42:53.779	15:48:07.513	5:13.734	9:52.199		
3	15:57:22.870	15:57:22.870	16:00:52.720	3:29.850	13:22.049		
4	16:12:03.009	16:12:03.009	16:13:18.324	1:15.315	14:37.364		

33 Florian Scholze Mercedes AMG GT3 EVO - 2021
 PROAM Alain Valente Team GT

Nº	In Day Time	In Time	Out Time	Pit Time	T. Pit Time	Handicap	Diff.
1	15:41:31.232	15:41:31.232	15:44:56.192	3:24.960	3:24.960		
2	15:57:53.150	15:57:53.150	16:01:27.998	3:34.848	6:59.808		

44 Andrew Gilbert McLaren 720 S GT3
 PROAM Fran Rueda Greystone GT

Nº	In Day Time	In Time	Out Time	Pit Time	T. Pit Time	Handicap	Diff.
1	15:27:37.513	15:27:37.513	15:31:33.139	3:55.626	3:55.626		
2	15:38:45.790	15:38:45.790	15:40:28.441	1:42.651	5:38.277		
3	15:49:29.595	15:49:29.595	15:53:35.940	4:06.345	9:44.622		
4	16:00:14.860	16:00:14.860	16:04:15.077	4:00.217	13:44.839		

54 Dexter Müller Mercedes AMG GT3 - 2020
 PROAM Yannick Mettler SPS Automotive Performance

Nº	In Day Time	In Time	Out Time	Pit Time	T. Pit Time	Handicap	Diff.
1	15:34:16.088	15:34:16.088	15:37:14.454	2:58.366	2:58.366		

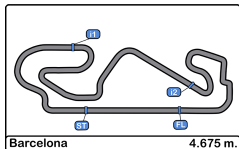
55 Laurent De Meeus Ferrari 488 GT3 Evo
 PROAM Johnny Mowlem AF Corse

Nº	In Day Time	In Time	Out Time	Pit Time	T. Pit Time	Handicap	Diff.
1	15:29:33.234	15:29:33.234	15:32:33.794	3:00.560	3:00.560		
2	15:43:39.106	15:43:39.106	15:47:57.491	4:18.385	7:18.945		
3	15:53:30.558	15:53:30.558	15:56:16.428	2:45.870	10:04.815		
4	15:58:35.323	15:58:35.323	16:03:57.782	5:22.459	15:27.274		
5	16:05:51.818	16:05:51.818	16:11:12.082	5:20.264	20:47.538		

63 Benjamin Hites Lamborghini Huracan GT3 EVO MY2022
 PRO Leonardo Pulcini Oregon Team

Nº	In Day Time	In Time	Out Time	Pit Time	T. Pit Time	Handicap	Diff.
1	15:31:09.187	15:31:09.187	15:33:38.720	2:29.533	2:29.533		
2	15:43:02.315	15:43:02.315	15:44:31.685	1:29.370	3:58.903		
3	15:51:45.311	15:51:45.311	15:53:18.674	1:33.363	5:32.266		
4	15:59:36.772	15:59:36.772	16:00:48.955	1:12.183	6:44.449		





Circuit de Barcelona
International GT Open
Private test - 2
Pit Stop Analysis



72 Nick Moss McLaren 720 S GT3
 PRO Joe Osborne Optimum Motorsport

Nº	In Day Time	In Time	Out Time	Pit Time	T. Pit Time	Handicap	Diff.
1	15:23:26.726	15:23:26.726	15:24:43.924	1:17.198	1:17.198		
2	15:37:25.294	15:37:25.294	15:38:47.967	1:22.673	2:39.871		
3	15:49:39.102	15:49:39.102	15:50:55.184	1:16.082	3:55.953		
4	15:58:38.785	15:58:38.785	16:01:02.413	2:23.628	6:19.581		

77 Al Faisal Al Zubair Mercedes AMG GT3 - 2022
 PRO Fabian Schiller GetSpeed Performance

Nº	In Day Time	In Time	Out Time	Pit Time	T. Pit Time	Handicap	Diff.
1	15:28:35.215	15:28:35.215	15:30:40.177	2:04.962	2:04.962		
2	15:41:34.205	15:41:34.205	15:43:51.803	2:17.598	4:22.560		
3	15:51:05.355	15:51:05.355	15:53:09.099	2:03.744	6:26.304		
4	15:59:22.838	15:59:22.838	16:04:22.085	4:59.247	11:25.551		
5	16:13:21.978	16:13:21.978	16:14:37.171	1:15.193	12:40.744		

93 Daniel Díaz-Varela Mercedes AMG GT3
 AM Alex Villanueva Baporo Motorsport

Nº	In Day Time	In Time	Out Time	Pit Time	T. Pit Time	Handicap	Diff.
1	15:31:01.577	15:31:01.577	15:34:05.558	3:03.981	3:03.981		
2	15:44:02.388	15:44:02.388	15:47:23.022	3:20.634	6:24.615		

99 Francesco Guerra Honda NSX GT3
 PRO Jorge Cabezas Nova Race Events

Nº	In Day Time	In Time	Out Time	Pit Time	T. Pit Time	Handicap	Diff.
1	15:29:17.713	15:29:17.713	15:30:55.275	1:37.562	1:37.562		
2	15:38:22.378	15:38:22.378	15:40:55.934	2:33.556	4:11.118		
3	15:58:03.504	15:58:03.504	16:00:36.878	2:33.374	6:44.492		

133 Murat Ruhi Cuhadaroglu Ferrari 488 GT3 Evo
 PROAM David Fumanelli Kessel Racing

Nº	In Day Time	In Time	Out Time	Pit Time	T. Pit Time	Handicap	Diff.
1	15:23:48.073	15:23:48.073	15:25:54.248	2:06.175	2:06.175		
2	15:33:13.728	15:33:13.728	15:36:45.876	3:32.148	5:38.323		
3	15:42:08.961	15:42:08.961	15:44:36.025	2:27.064	8:05.387		
4	15:58:25.339	15:58:25.339	16:01:22.898	2:57.559	11:02.946		

182 Willem Van der Vorm Ferrari 488 GT3 Evo MY 2020
 PROAM Michele Rugolo AF Corse

Nº	In Day Time	In Time	Out Time	Pit Time	T. Pit Time	Handicap	Diff.
1	15:24:26.501	15:24:26.501	15:27:17.919	2:51.418	2:51.418		
2	15:32:56.227	15:32:56.227	15:35:43.403	2:47.176	5:38.594		
3	15:45:22.357	15:45:22.357	15:47:28.542	2:06.185	7:44.779		
4	15:59:27.983	15:59:27.983	16:01:38.903	2:10.920	9:55.699		

777 Marcin Jedlinski Audi R8 GT3 Evo 2
 PROAM Karol Basz Olimp Racing

Nº	In Day Time	In Time	Out Time	Pit Time	T. Pit Time	Handicap	Diff.
1	15:36:00.839	15:36:00.839	15:38:10.985	2:10.146	2:10.146		
2	15:52:40.773	15:52:40.773	16:01:32.045	8:51.272	11:01.418		

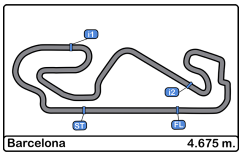
786 Kiki Sak Nana Mercedes AMG GT3 - 2022
 AM* Axel Blom GetSpeed Performance

Nº	In Day Time	In Time	Out Time	Pit Time	T. Pit Time	Handicap	Diff.
1	15:30:53.366	15:30:53.366	15:33:32.803	2:39.437	2:39.437		
2	15:57:56.775	15:57:56.775	16:04:01.348	6:04.573	8:44.010		

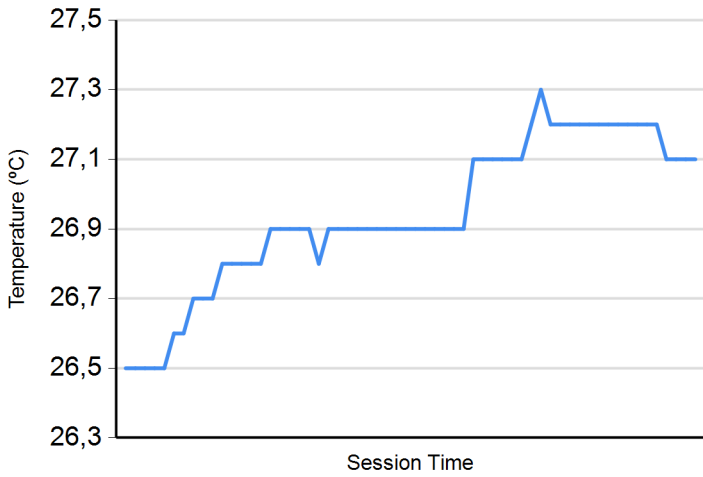
911 Sébastien Baud Mercedes AMG GT3 - 2022
 PRO Steve Jans GetSpeed Performance

Nº	In Day Time	In Time	Out Time	Pit Time	T. Pit Time	Handicap	Diff.
1	15:35:37.432	15:35:37.432	15:40:08.375	4:30.943	4:30.943		
2	15:52:51.618	15:52:51.618	15:56:04.617	3:12.999	7:43.942		
3	15:58:22.519	15:58:22.519	16:00:24.131	2:01.612	9:45.554		

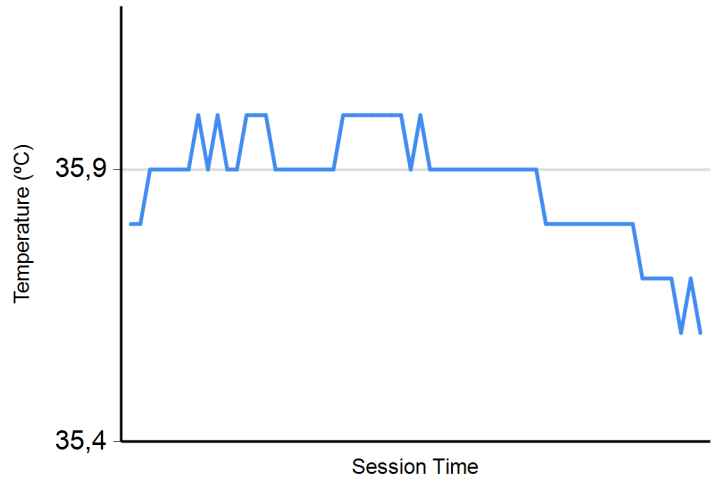




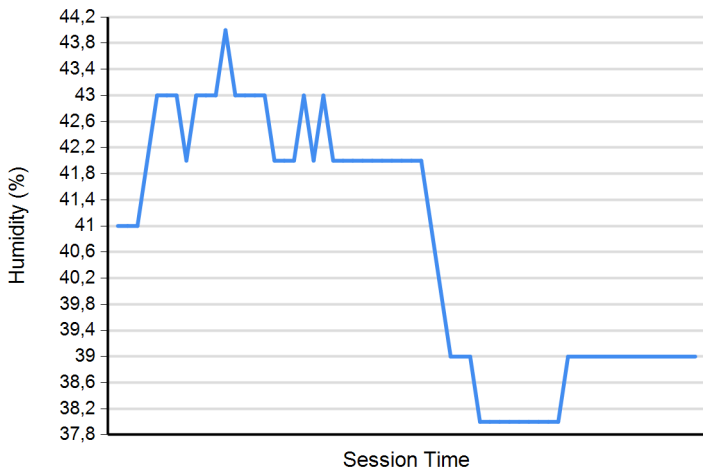
Air Temperature



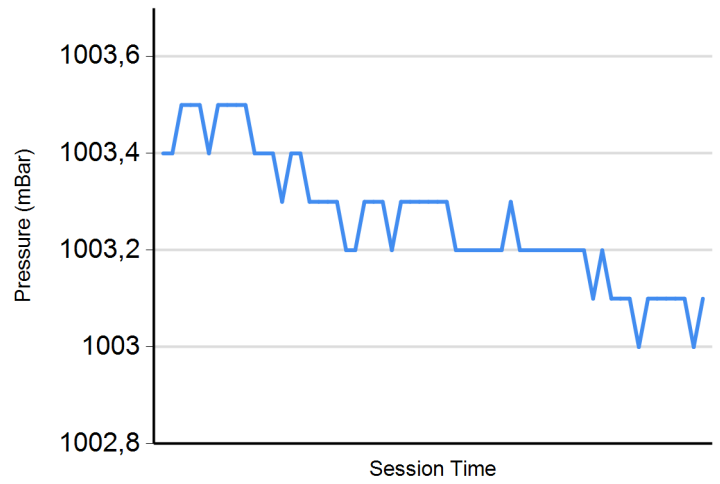
Track Temperature



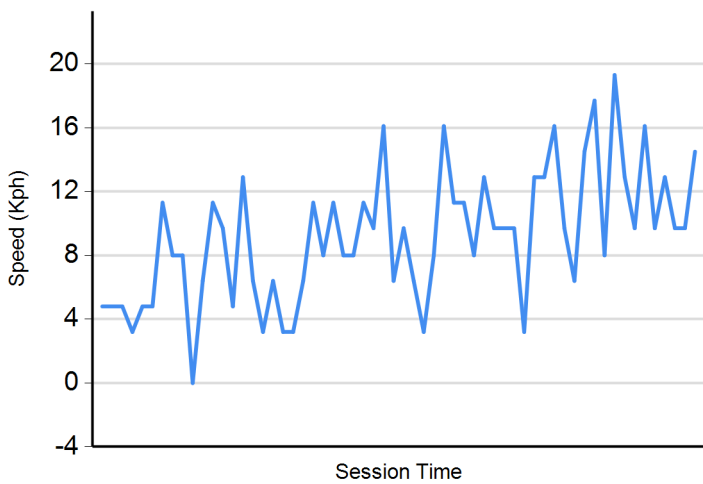
Humidity



Pressure

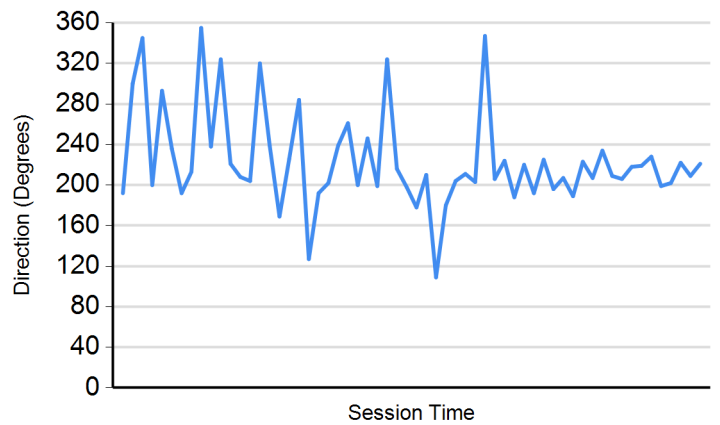


Wind Speed



Wind direction


North = 0°/360° Est = 90° South = 180° West = 270°



**Circuito de Barcelona
International GT Open
Private Test - 1 - 2
Combined Results**

Cls	Nº	Entrant/Team	Nat	Driver 1	Nat	Driver 2	Nat	Vehicle	Cat	Cls	Laps	PT1	PT2	Best	Gap	Interval	Km/h
1	77	GetSpeed Performance	DEU	Al Faisal Al Zubair	OMN	Fabian Schiller	DEU	Mercedes AMG GT3 - 2022	PRO	1	52	1:44.622	7	1:44.622			160.8
2	54	SPS Automotive Performance	DEU		CHE	Yannick Mettler	CHE	Mercedes AMG GT3 - 2020	PROAM	1	32	1:44.833	16	1:44.833	0.211	0.211	160.5
3	133	Kessel Racing	CHE	Murat Ruhi Cuhadaroglu	TUR	David Fumanelli	ITA	Ferrari 488 GT3 Evo	PROAM	2	54	1:45.772	5	1:44.851	0.229	0.018	160.5
4	33	Team GT	DEU	Florian Scholze	DEU	Alain Valente	CHE	Mercedes AMG GT3 EVO - 2021	PROAM	3	58	1:45.307	4	1:45.307	0.685	0.456	159.8
5	24	Dinamic Motorsport	ITA	Klaus Bachler	AUT	Riccardo Cazzaniga	ITA	Porsche 991 GT3 R 2019	PRO	2	49	1:45.972	21	1:45.322	0.700	0.015	159.7
6	44	Greystone GT	GBR	Andrew Gilbert	GBR	Fran Rueda	ESP	McLaren 720 S GT3	PROAM	4	48	1:46.340	5	1:45.384	0.762	0.062	159.7
7	19	Oregon Team	ITA	Kevin Gilardoni	CHE	Glenn Van Berlo	NLD	Lamborghini Huracan GT3 EVO MY2022	PRO	3	55	1:47.325	7	1:45.436	0.814	0.052	159.6
8	72	Optimum Motorsport	GBR	Nick Moss	GBR	Joe Osborne	GBR	McLaren 720 S GT3	PRO	4	42	1:48.887	9	1:45.461	0.839	0.025	159.5
9	63	Oregon Team	ITA	Benjamin Hites	CHL	Leonardo Pulcini	ITA	Lamborghini Huracan GT3 EVO MY2022	PRO	5	56	1:46.007	7	1:45.639	1.017	0.178	159.3
10	911	GetSpeed Performance	DEU		FRA	Steve Jans	LUX	Mercedes AMG GT3 - 2022	PRO	6	55	1:46.385	5	1:45.763	1.141	0.124	159.1
11	777	Olimp Racing	POL	Marcin Jedlinski	POL	Karol Basz	POL	Audi R8 GT3 Evo 2	PROAM	5	51	1:45.779	4	1:45.779	1.157	0.016	159.1
12	18	Theeba Motorsport	SAU	Reema Juffali	SAU	Adam Christodoulou	GBR	Mercedes AMG GT3 - 2022	PROAM*	6	49	1:46.745	5	1:45.957	1.335	0.178	158.8
13	182	AF Corse	ITA	Willem Van der Vorm	NLD	Michele Rugolo	ITA	Ferrari 488 GT3 Evo MY 2020	PROAM	7	41	1:45.966	14	1:45.966	1.344	0.009	158.8
14	3	Aust Motorsport	DEU	Dino Steiner	DEU	Max Hofer	AUT	Audi R8 LMS GT3 evo II	PROAM	8	57	1:46.028	14	1:46.028	1.406	0.062	158.7
15	786	GetSpeed Performance	DEU	Kiki Sak Nana	THA	Axel Blom	FIN	Mercedes AMG GT3 - 2022	AM*	1	59	1:48.109	7	1:46.277	1.655	0.249	158.3
16	4	Optimum Motorsport	GBR		MAR	Finlay Hutchison	GBR	McLaren 720 S GT3	PRO	7	47	1:48.041	11	1:46.636	2.014	0.359	157.8
17	55	AF Corse	ITA	Laurent De Meeus	BEL	Johnny Mowlem	GBR	Ferrari 488 GT3 Evo	PROAM	9	43	1:47.263	11	1:46.659	2.037	0.023	157.7
18	25	Mann Filter Team Landgraf	DEU	Alexander Hrachowina	AUT	Martin Konrad	AUT	Mercedes AMG GT3 EVO - 2021	AM	2	51	1:47.053	5	1:46.819	2.197	0.160	157.5
19	5	Olimp Racing	POL	Stanislaw Jedlinski	POL	Krystian Korzeniowski	POL	Ferrari 488 GT3 MY 2021	AM	3	45	1:47.477	6	1:46.829	2.207	0.010	157.5
20	99	Nova Race Events	ITA	Francesco Guerra	ITA	Jorge Cabezas	ESP	Honda NSX GT3	PRO	8	58	1:48.043	20	1:47.023	2.401	0.194	157.2
21	8	Il Barone Rampante	ITA	Giuseppe Cipriani	ITA			Lamborghini Huracan GT3 EVO	AM	4	43	1:48.564	6	1:47.992	3.370	0.969	155.8
22	11	Kessel Racing	CHE	Stephen Earle	USA	Erwin Zanotti	ITA	Ferrari 488 GT3 Evo	AM	5	58	1:48.052	21	1:48.052	3.430	0.060	155.7
23	15	Dinamic Motorsport	ITA	Philipp Sager	AUT	Bashar Mardini	CAN	Porsche 991 GT3 R 2019	AM	6	49	1:49.395	21	1:48.503	3.881	0.451	155.1
24	93	Baporo Motorsport	ESP		ESP	Alex Villanueva	ESP	Mercedes AMG GT3	AM	7	21	1:57.203	7	1:53.170	8.548	4.667	148.7

Published at:.....

Stewards:	Race Director:	Timekeeper: 
------------------	-----------------------	--

