

**Autodromo Int. do Algarve**  
**International GT Open**  
**Private test - 1**  
**Provisional Results**



Cls	Nº	Entrant/Team	Nat	Driver 1	Nat	Driver 2	Nat	Vehicle	Cat	Cls	Laps	Best	Time	Gap	Interval	Km/h
1	11	Kessel Racing	CHE	Frédéric Jousset	FRA	David Fumanelli	ITA	Ferrari 488 GT3 EVO	PROAM	1	26	4	1:42.081			164.0
2	80	Liqui Moly Team Engstler	DEU	Luca Engstler	DEU	Dylan Yip	CHN	Audi R8 LMS Evo II	PRO	1	25	12	1:42.487	0.406	0.406	163.4
3	17	Team Motopark	DEU	Diego Menchaca	MEX	Marcos Siebert	ARG	Mercedes AMG GT3 2020	PRO	2	22	16	1:42.522	0.441	0.035	163.3
4	23	Eastalent-Racing	AUT	Simon Reicher	AUT	Christopher Haase	DEU	Audi R8 LMS GT3 Evo II	PRO	3	23	7	1:42.731	0.650	0.209	163.0
5	27	AF Corse	ITA	Marco Pulcini	ITA	Eddie Cheever III	ITA	Ferrari 488 GT3 MY 2020	PROAM	2	24	23	1:42.748	0.667	0.017	163.0
6	77	AlManar Racing by GetSpeed	OMN	Al Faisal Al Zubair	OMN	Fabian Schiller	DEU	Mercedes AMG GT3 2023	PRO	4	21	4	1:42.753	0.672	0.005	163.0
7	54	CBRX by SPS	DEU	Dexter Müller	CHE	Yannick Mettler	CHE	Mercedes AMG GT3	PROAM	3	26	10	1:42.836	0.755	0.083	162.8
8	88	AF Corse	ITA	Gino Forgione	CHE	Andrea Montermini	ITA	Ferrari 488 GT3 MY 2020	AM*	1	25	23	1:42.874	0.793	0.038	162.8
9	69	Optimum Motorsport	GBR	Samuel De Haan	GBR	Charlie Fagg	GBR	McLaren 720S GT3	PRO	5	21	15	1:42.931	0.850	0.057	162.7
10	61	AF Corse	ITA	Jean-Claude Saada	USA	Conrad Grunewald	USA	Ferrari 488 GT3 MY 2020	AM	2	21	7	1:42.980	0.899	0.049	162.6
11	51	AF Corse	ITA	Nicola Marinangeli	ITA	Riccardo Agostini	ITA	Ferrari 488 GT3 MY 2020	PRO	6	24	8	1:43.070	0.989	0.090	162.5
12	99	Lionspeed GP	DEU	Patrick Kolb	DEU	Richard Lietz	AUT	Porsche 991.2 GT3 R	PRO	7	24	13	1:43.071	0.990	0.001	162.5
13	65	Team Motopark	DEU	Heiko Neumann	DEU	Timo Rumpfkeil	DEU	Mercedes AMG GT3 2020	AM	3	21	7	1:43.302	1.221	0.231	162.1
14	19	Oregon Team	ITA	Pietro Perolini	ITA	Daan Arrow	NLD	Lamborghini Huracan GT3 EVO2	PRO	8	29	23	1:43.340	1.259	0.038	162.0
15	55	AF Corse	ITA	Laurent De Meeus	BEL	Jamie Stanley	GBR	Ferrari 488 GT3 MY 2020	PROAM	4	21	20	1:43.390	1.309	0.050	162.0
16	25	AF Corse	ITA	Alessandro Cozzi	ITA	Giorgio Sernagiotto	ITA	Ferrari 488 GT3 MY 2020	AM	4	20	7	1:43.511	1.430	0.121	161.8
17	63	Oregon Team	ITA	Pierre Louis Chovet	FRA	Maximilian Paul	DEU	Lamborghini Huracan GT3 EVO2	PRO	9	29	27	1:43.595	1.514	0.084	161.6
18	911	GetSpeed	DEU	Axel Blom	FRA	Steve Jans	LUX	Mercedes AMG GT3 2023	PROAM	5	28	19	1:43.616	1.535	0.021	161.6
19	38	Kessel Racing	CHE	Nicolò Rosi	CHE	Niccolò Schirò	ITA	Ferrari 488 GT3 EVO	PROAM	6	18	3	1:43.673	1.592	0.057	161.5
20	777	Olimp Racing	POL	Marcin Jedliński	POL	Karol Basz	POL	Mercedes AMG GT3 2020	PROAM	7	21	9	1:43.687	1.606	0.014	161.5
21	32	Bonaldi Motorsport	ITA	Martin Kodrić	HRV	Sandro Mur	HRV	Lamborghini Huracan GT3 EVO2	PROAM	8	25	17	1:43.723	1.642	0.036	161.4
22	66	Greystone GT	GBR	Stewart Proctor	GBR	Lewis Proctor	GBR	McLaren 720S GT3	PROAM	9	24	10	1:43.817	1.736	0.094	161.3
23	91	Team Baron Motorsport	AUT	Ernst Kirchmayr	AUT	Philipp Baron	AUT	Ferrari 488 GT3 Evo	AM	5	24	4	1:43.847	1.766	0.030	161.3
24	8	Il Barone Rampante	ITA	Giuseppe Cipriani	ITA			Lamborghini Huracan GT3 EVO	AM	6	24	23	1:44.508	2.427	0.661	160.2
25	33	Bonaldi Motorsport	ITA	Miloš Pavlović	SRB	Sanporn Jao-Javanil	THA	Lamborghini Huracan GT3 EVO2	PROAM	10	25	14	1:44.523	2.442	0.015	160.2
26	5	Olimp Racing	POL	Stanislaw Jedliński	POL	Krystian Korzeniowski	POL	Ferrari 488 GT3 MY 2021	AM	7	13	3	1:45.057	2.976	0.534	159.4
27	10	racing one	DEU	Stefan Aust	DEU	Jacob Schell	DEU	Ferrari 488 GT3 2020	AM	8	29	12	1:45.297	3.216	0.240	159.0
28	786	GetSpeed	DEU	Kiki Sak Nana	THA	Adam Osieka	DEU	Mercedes AMG GT3 2023	AM	9	24	10	1:45.297	3.216	0.000	159.0
29	26	racing one	DEU	Omar Jackson	GBR	Ramez Azzam	CAN	Ferrari 296 GT3	PROAM	11	21	19	1:45.832	3.751	0.535	158.2
30	84	Altitude Racing by Greystone GT	GBR	Andrew Gilbert	GBR	Fran Rueda	ESP	McLaren 720S GT3	PROAM	12	3	3	2:01.489	19.408	15.657	137.8
31	007	Street-Art Racing	BEL	Jahid Fazal-Karim	FRA	Pascal Bachmann	CHE	Aston Martin GT3 AMR MY2019	AM	10	3	2	2:13.076	30.995	11.587	125.8

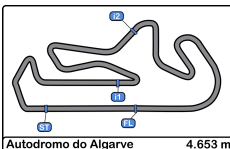
Published at:.....

Track Temp: 37.5 °C Air Temp: 24.9 °C Humidity: 39 % Track Status: DRY

Race Director:

Timekeeper:





**Autodromo Int. do Algarve**  
**International GT Open**  
**Private test - 1**  
**Provisional Results by Category**



PROAM																
Cls	N°	Entrant/Team	Nat	Driver 1	Nat	Driver 2	Nat	Vehicle	Cat	Cls	Laps	Best	Time	Gap	Interval	Km/h
1	11	Kessel Racing	CHE	Frédéric Jousset	FRA	David Fumanelli	ITA	Ferrari 488 GT3 EVO	PROAM	1	26	4	1:42.081			164.0
2	27	AF Corse	ITA	Marco Pulcini	ITA	Eddie Cheever III	ITA	Ferrari 488 GT3 MY 2020	PROAM	2	24	23	1:42.748	0.667	0.667	163.0
3	54	CBRX by SPS	DEU	Dexter Müller	CHE	Yannick Mettler	CHE	Mercedes AMG GT3	PROAM	3	26	10	1:42.836	0.755	0.088	162.8
4	55	AF Corse	ITA	Laurent De Meeus	BEL	Jamie Stanley	GBR	Ferrari 488 GT3 MY 2020	PROAM	4	21	20	1:43.390	1.309	0.554	162.0
5	911	GetSpeed	DEU	Axel Blom	FIN	Steve Jans	LUX	Mercedes AMG GT3 2023	PROAM	5	28	19	1:43.616	1.535	0.226	161.6
6	38	Kessel Racing	CHE	Nicolò Rosi	CHE	Niccolò Schirò	ITA	Ferrari 488 GT3 EVO	PROAM	6	18	3	1:43.673	1.592	0.057	161.5
7	777	Olimp Racing	POL	Marcin Jedliński	POL	Karol Basz	POL	Mercedes AMG GT3 2020	PROAM	7	21	9	1:43.687	1.606	0.014	161.5
8	32	Bonaldi Motorsport	ITA	Martin Kodrić	HRV	Sandro Mur	HRV	Lamborghini Huracan GT3 EVO2	PROAM	8	25	17	1:43.723	1.642	0.036	161.4
9	66	Greystone GT	GBR	Stewart Proctor	GBR	Lewis Proctor	GBR	McLaren 720S GT3	PROAM	9	24	10	1:43.817	1.736	0.094	161.3
10	33	Bonaldi Motorsport	ITA	Miloš Pavlović	SRB	Sanporn Jao-Javanil	THA	Lamborghini Huracan GT3 EVO2	PROAM	10	25	14	1:44.523	2.442	0.706	160.2
11	26	racing one	DEU	Omar Jackson	GBR	Ramez Azzam	CAN	Ferrari 296 GT3	PROAM	11	21	19	1:45.832	3.751	1.309	158.2
12	84	Altitude Racing by Greystone GT	GBR	Andrew Gilbert	GBR	Fran Rueda	ESP	McLaren 720S GT3	PROAM	12	3	3	2:01.489	19.408	15.657	137.8

PRO																
Cls	N°	Entrant/Team	Nat	Driver 1	Nat	Driver 2	Nat	Vehicle	Cat	Cls	Laps	Best	Time	Gap	Interval	Km/h
1	80	Liqui Moly Team Engstler	DEU	Luca Engstler	DEU	Dylan Yip	CHN	Audi R8 LMS Evo II	PRO	1	25	12	1:42.487			163.4
2	17	Team Motopark	DEU	Diego Menchaca	MEX	Marcos Siebert	ARG	Mercedes AMG GT3 2020	PRO	2	22	16	1:42.522	0.035	0.035	163.3
3	23	Eastalent-Racing	AUT	Simon Reicher	AUT	Christopher Haase	DEU	Audi R8 LMS GT3 Evo II	PRO	3	23	7	1:42.731	0.244	0.209	163.0
4	77	AlManar Racing by GetSpeed	OMN	Al Faisal Al Zubair	OMN	Fabian Schiller	DEU	Mercedes AMG GT3 2023	PRO	4	21	4	1:42.753	0.266	0.022	163.0
5	69	Optimum Motorsport	GBR	Samuel De Haan	GBR	Charlie Fagg	GBR	McLaren 720S GT3	PRO	5	21	15	1:42.931	0.444	0.178	162.7
6	51	AF Corse	ITA	Nicola Marinangeli	ITA	Riccardo Agostini	ITA	Ferrari 488 GT3 MY 2020	PRO	6	24	8	1:43.070	0.583	0.139	162.5
7	99	Lionspeed GP	DEU	Patrick Kolb	DEU	Richard Lietz	AUT	Porsche 991.2 GT3 R	PRO	7	24	13	1:43.071	0.584	0.001	162.5
8	19	Oregon Team	ITA	Pietro Perolini	ITA	Daan Arrow	IND	Lamborghini Huracan GT3 EVO2	PRO	8	29	23	1:43.340	0.853	0.269	162.0
9	63	Oregon Team	ITA	Pierre Louis Chovet	FRA	Maximilian Paul	DEU	Lamborghini Huracan GT3 EVO2	PRO	9	29	27	1:43.595	1.108	0.255	161.6

AM																
Cls	N°	Entrant/Team	Nat	Driver 1	Nat	Driver 2	Nat	Vehicle	Cat	Cls	Laps	Best	Time	Gap	Interval	Km/h
1	88	AF Corse	ITA	Gino Forgione	CHE	Andrea Montermini	ITA	Ferrari 488 GT3 MY 2020	AM*	1	25	23	1:42.874			162.8
2	61	AF Corse	ITA	Jean-Claude Saada	USA	Conrad Grunewald	USA	Ferrari 488 GT3 MY 2020	AM	2	21	7	1:42.980	0.106	0.106	162.6
3	65	Team Motopark	DEU	Heiko Neumann	DEU	Timo Rumpfkeil	DEU	Mercedes AMG GT3 2020	AM	3	21	7	1:43.302	0.428	0.322	162.1
4	25	AF Corse	ITA	Alessandro Cozzi	ITA	Giorgio Sernagiotto	ITA	Ferrari 488 GT3 MY 2020	AM	4	20	7	1:43.511	0.637	0.209	161.8
5	91	Team Baron Motorsport	AUT	Ernst Kirchmayr	AUT	Philipp Baron	AUT	Ferrari 488 GT3 Evo	AM	5	24	4	1:43.847	0.973	0.336	161.3
6	8	Il Barone Rampante	ITA	Giuseppe Cipriani	ITA		ITA	Lamborghini Huracan GT3 EVO	AM	6	24	23	1:44.508	1.634	0.661	160.2

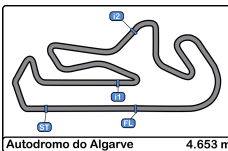
Published at:.....

Track Temp: 37.5 °C Air Temp: 24.9 °C Humidity: 39 % Track Status: DRY

Race Director:

Timekeeper:





**Autodromo Int. do Algarve**  
**International GT Open**  
**Private test - 1**  
**Provisional Results by Category**



Autodromo do Algarve 4.653 m.

AM																
Cls	Nº	Entrant/Team	Nat	Driver 1	Nat	Driver 2	Nat	Vehicle	Cat	Cls	Laps	Best	Time	Gap	Interval	Km/h
7	5	Olimp Racing		Stanislaw Jedliński		Krystian Korzeniowski		Ferrari 488 GT3 MY 2021	AM	7	13	3	1:45.057	2.183	0.549	159.4
8	10	racing one		Stefan Aust		Jacob Schell		Ferrari 488 GT3 2020	AM	8	29	12	1:45.297	2.423	0.240	159.0
9	786	GetSpeed		Kiki Sak Nana		Adam Osieka		Mercedes AMG GT3 2023	AM	9	24	10	1:45.297	2.423	0.000	159.0
10	007	Street-Art Racing		Jahid Fazal-Karim		Pascal Bachmann		Aston Martin GT3 AMR MY2019	AM	10	3	2	2:13.076	30.202	27.779	125.8

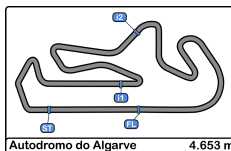
Published at:.....

Track Temp: 37.5 °C Air Temp: 24.9 °C Humidity: 39 % Track Status: DRY

Race Director:

Timekeeper:





**Autodromo Int. do Algarve**  
**International GT Open**  
**Private test - 1**  
**Lap Analysis**



**5** Stanislaw Jedliński Ferrari 488 GT3 MY 2021 **10** Stefan Aust Ferrari 488 GT3 2020

AM Krystian Korzeniewski Olimp Racing AM Jacob Schell racing one

Lap	D	Time	Sector 1	Sector 2	Sector 3	T. Spd	Elapsed	Lap	D	Time	Sector 1	Sector 2	Sector 3	T. Spd	Elapsed
1		11:23:50.814 P	11:22:29.702	34.390	46.722		11:23:50.814	1		11:23:34.082	11:22:13.904	38.690	41.488		11:23:34.082
2		3:50.364	2:38.504	33.966	37.894		11:27:41.178	2		1:51.081	34.966	35.627	40.488	260.2	11:25:25.163
3		1:45.057	32.740	33.479	38.838	266.0	11:29:26.235	3		1:48.177	34.105	34.529	39.543	257.1	11:27:13.340
4		1:45.943	33.647	33.528	38.768	262.7	11:31:12.178	4		1:47.234	33.864	34.188	39.182	259.6	11:29:00.574
5		1:46.571	34.298	33.793	38.480	265.3	11:32:58.749	5		1:53.382 P	33.795	34.155	45.432	260.8	11:30:53.956
6		1:45.547	32.852	34.284	38.411	264.0	11:34:44.296	6		3:35.817	2:18.748	37.376	39.693		11:34:29.773
7		1:51.986 P	32.976	33.459	45.551	264.0	11:36:36.282	7		1:47.058	33.858	34.149	39.051	262.1	11:36:16.831
8		25:40.989	24:25.464	33.611	41.914		12:02:17.271	8		1:46.483	33.479	33.911	39.093	261.5	11:38:03.314
9		1:51.483 P	33.741	33.302	44.440	260.8	12:04:08.754	9		1:46.307	33.477	33.670	39.160	258.9	11:39:49.621
10		12:20.002	10:59.994	37.110	42.898		12:16:28.756	10		1:46.359	33.470	33.864	39.025	259.6	11:41:35.980
11		1:54.224	34.893	36.915	42.416	257.7	12:18:22.980	11		1:45.331	33.232	33.454	38.645	262.7	11:43:21.311
12		1:56.468	37.033	36.280	43.155	257.1	12:20:19.448	12		1:45.297	33.024	33.430	38.843	264.7	11:45:06.608
13		2:14.627 P	37.916	37.954	58.757	212.5	12:22:34.075	13		1:46.494	33.070	33.862	39.562	262.1	11:46:53.102

**8** Giuseppe Cipriani Lamborghini Huracan GT3 EVO

AM Il Barone Rampante

Lap	D	Time	Sector 1	Sector 2	Sector 3	T. Spd	Elapsed	Lap	D	Time	Sector 1	Sector 2	Sector 3	T. Spd	Elapsed
1		11:26:28.787	11:25:04.422	40.710	43.655		11:26:28.787	14		1:52.487 P	33.320	34.272	44.895	261.5	11:48:45.589
2		1:53.529	37.736	35.964	39.829	255.9	11:28:22.316	15		3:39.808	2:22.044	35.473	42.291		11:52:25.397
3		1:56.570 P	33.902	34.373	48.295	260.8	11:30:18.886	16		1:48.231	34.357	34.360	39.514	257.1	11:54:13.628
4		7:15.540	6:00.817	35.042	39.681		11:37:34.426	17		1:48.803	33.720	35.569	39.514	262.1	11:56:02.431
5		1:47.565	33.621	34.014	39.930	257.7	11:39:21.991	18		1:50.589	34.345	34.574	41.670	262.1	11:57:53.020
6		1:47.407	34.484	33.859	39.064	199.2	11:41:09.398	19		1:50.035	34.768	34.561	40.706	260.2	11:59:43.055
7		1:47.005	33.181	33.652	40.172	260.2	11:42:56.403	20		1:47.775	34.554	33.848	39.373	260.2	12:01:30.830
8		1:46.946	34.864	33.340	38.742	263.4	11:44:43.349	21		1:46.366	33.321	33.839	39.206	259.6	12:03:17.196
9		1:46.404	32.811	34.073	39.520	264.0	11:46:29.753	22		1:46.933	33.426	34.339	39.168	260.2	12:05:04.129
10		1:51.210	33.835	38.091	39.284	262.7	11:48:20.963	23		1:45.930	32.996	34.030	38.904	260.8	12:06:50.059
11		1:44.595	32.790	33.464	38.341	263.4	11:50:05.558	24		2:10.458 P	38.430	37.783	54.245	214.7	12:09:00.517
12		1:50.015	33.024	36.998	39.993	265.3	11:51:55.573	25		7:01.223	5:47.299	34.428	39.496		12:16:01.740
13		1:46.530	32.864	33.266	40.400	263.4	11:53:42.103	26		1:46.466	33.582	33.795	39.089	262.7	12:17:48.206
14		1:52.120 P	33.262	34.007	44.851	263.4	11:55:34.223	27		1:47.832	34.285	34.040	39.507	263.4	12:19:36.038
15		6:45.206	5:26.831	38.001	40.374		12:02:19.429	28		1:46.548	33.144	33.753	39.651	262.7	12:21:22.586
16		1:48.047	34.152	34.213	39.682	258.3	12:04:07.476	29		1:57.960 P	33.824	34.391	49.745	260.8	12:23:20.546
17		1:45.189	33.285	33.176	38.728	258.9	12:05:52.665								
18		1:44.857	32.839	33.390	38.628	262.7	12:07:37.522								
19		2:17.618 P	39.621	41.439	56.558	185.5	12:09:55.140								
20		5:54.245	4:37.895	34.155	42.195		12:15:49.385								
21		1:51.383	38.409	33.828	39.146	218.1	12:17:40.768								
22		1:44.698	32.980	33.126	38.592	265.3	12:19:25.466								
23		1:44.508	32.568	32.953	38.987	264.7	12:21:09.974								
24		2:03.959 P	35.849	35.988	52.122	255.9	12:23:13.933								





**Autodromo Int. do Algarve**  
**International GT Open**  
 Private test - 1  
**Lap Analysis**

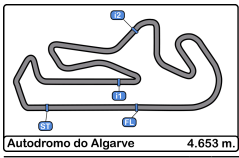


11							19										
Frédéric Jousset							Pietro Perolini										
Ferrari 488 GT3 EVO							Lamborghini Huracan GT3 EVO2										
PROAM			David Fumanelli		Kessel Racing		PRO			Daan Arrow		Oregon Team					
Lap	D	Time	Sector 1	Sector 2	Sector 3	T. Spd	Elapsed	Lap	D	Time	Sector 1	Sector 2	Sector 3	T. Spd	Elapsed		
1		11:23:31.911	11:22:13.699	35.785	42.427		11:23:31.911	1		11:22:04.840	11:20:48.074	36.607	40.159		11:22:04.840		
2		1:48.116	34.368	33.563	40.185	260.2	11:25:20.027	2		1:50.281	36.135	34.360	39.786	227.3	11:23:55.121		
3		1:42.543	32.313	32.651	37.579	266.0	11:27:02.570	3		1:56.035	P	33.407	35.070	47.558	11:25:51.156		
4		1:42.081	32.168	32.348	37.565	267.3	11:28:44.651	4		3:45.006		2:32.704	33.291	39.011	11:29:36.162		
5		1:58.588	P	32.472	37.155	48.961	267.3	11:30:43.239	5		1:46.216	33.492	33.738	38.986	255.3	11:31:22.378	
6		4:05.441		2:53.313	33.067	39.061		11:34:48.680	6		1:45.930	33.436	33.304	39.190	256.5	11:33:08.308	
7		1:55.148	P	32.493	34.621	48.034	263.4	11:36:43.828	7		1:45.588	33.414	33.438	38.736	255.3	11:34:53.896	
8		3:02.334		1:50.845	33.313	38.176		11:39:46.162	8		1:45.246	32.996	33.330	38.920	257.7	11:36:39.142	
9		1:43.086	32.571	32.781	37.734	264.7	11:41:29.248	9		1:45.956	33.089	33.730	39.137	257.1	11:38:25.098		
10		1:42.856	32.324	32.590	37.942	266.6	11:43:12.104	10		1:44.985	32.906	33.247	38.832	256.5	11:40:10.083		
11		1:44.262	32.468	33.428	38.366	267.3	11:44:56.366	11		1:44.988	32.960	33.194	38.834	257.1	11:41:55.071		
12		1:45.638	32.317	33.829	39.492	267.3	11:46:42.004	12		1:44.767	32.958	33.351	38.458	257.7	11:43:39.838		
13		1:42.713	32.176	32.713	37.824	263.4	11:48:24.717	13		1:52.229	33.023	37.348	41.858	260.8	11:45:32.067		
14		1:43.270	32.351	32.954	37.965	266.0	11:50:07.987	14		1:45.493	33.216	33.441	38.836	255.9	11:47:17.560		
15		1:43.444	32.135	33.170	38.139	267.3	11:51:51.431	15		1:51.884	P	32.848	33.979	45.057	256.5	11:49:09.444	
16		1:55.235	P	33.938	34.895	46.402	267.9	11:53:46.666	16		2:53.016	1:40.021	34.098	38.897		11:52:02.460	
17		5:42.223		4:29.639	33.737	38.847		11:59:28.889	17		1:45.586	33.488	33.583	38.515	257.1	11:53:48.046	
18		1:50.866	P	32.236	32.736	45.894	263.4	12:01:19.755	18		1:44.558	32.979	33.102	38.477	258.9	11:55:32.604	
19		3:11.429		1:57.220	34.185	40.024		12:04:31.184	19		1:44.302	32.821	33.208	38.273	260.8	11:57:16.906	
20		1:42.593		32.079	32.578	37.936	265.3	12:06:13.777	20		1:50.089	P	33.411	33.253	43.425	259.6	11:59:06.995
21		1:52.783	P	32.403	32.593	47.787	264.7	12:08:06.560	21		3:07.143	1:55.297	33.474	38.372		12:02:14.138	
22		7:37.755		6:23.601	33.029	41.125		12:15:44.315	22		1:43.851	32.628	33.111	38.112	257.1	12:03:57.989	
23		1:43.300	32.450	32.917	37.933	266.0	12:17:27.615	23		1:43.340	32.499	32.928	37.913	259.6	12:05:41.329		
24		1:42.965	32.103	32.557	38.305	267.9	12:19:10.580	24		2:00.096	P	32.487	33.161	54.448	261.5	12:07:41.425	
25		1:43.388	32.236	32.789	38.363	265.3	12:20:53.968	25		8:30.211		7:17.952	33.348	38.911	12:16:11.636		
26		2:00.256	P	34.153	34.891	51.212	260.8	12:22:54.224	26		1:43.956	32.795	33.048	38.113	258.3	12:17:55.592	

17								
Diego Menchaca								
Mercedes AMG GT3 2020								
PRO			Marcos Siebert		Team Motopark			
Lap	D	Time	Sector 1	Sector 2	Sector 3	T. Spd	Elapsed	
1		11:23:14.774	11:21:59.893	35.593	39.288		11:23:14.774	
2		1:45.943	33.473	34.106	38.364	262.1	11:25:00.717	
3		1:48.406	32.816	33.707	41.883	266.0	11:26:49.123	
4		1:43.196	32.426	32.898	37.872	266.0	11:28:32.319	
5		1:43.367	32.130	33.427	37.810	267.3	11:30:15.686	
6		1:51.441	33.840	38.752	38.849	266.6	11:32:07.127	
7		1:43.029	32.339	33.080	37.610	268.6	11:33:50.156	
8		1:45.544	32.311	33.491	39.742	267.9	11:35:35.700	
9		1:43.523	32.268	32.801	38.454	266.0	11:37:19.223	
10		1:50.527	P	33.125	33.062	44.340	264.7	11:39:09.750
11		3:01.096	P	1:42.874	33.079	45.143		11:42:10.846
12		11:26.735	10:13.631	34.298	38.806		11:53:37.581	
13		1:44.041	32.568	32.748	38.725	263.4	11:55:21.622	
14		1:44.222	32.431	32.808	38.983	263.4	11:57:05.844	
15		1:43.295	32.592	32.694	38.009	261.5	11:58:49.139	
16		1:42.522	32.214	32.387	37.921	264.7	12:00:31.661	
17		1:44.225	32.222	32.677	39.326	263.4	12:02:15.886	
18		1:43.201	32.318	32.674	38.209	263.4	12:03:59.087	
19		1:49.578	P	32.425	33.370	43.783	266.0	12:05:48.665
20		12:26.820	11:15.391	33.561	37.868		12:18:15.485	
21		1:43.519	32.380	33.193	37.946	264.7	12:19:59.004	
22		1:49.816	P	32.105	32.628	45.083	266.6	12:21:48.820







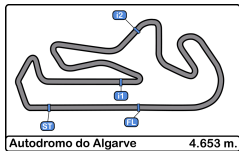
**Autodromo Int. do Algarve**  
International GT Open  
Private test - 1  
**Lap Analysis**



23							26								
PRO			Simon Reicher Audi R8 LMS GT3 Evo II				PROAM			Omar Jackson Ferrari 296 GT3					
Christopher Haase							Ramez Azzam								
Eastalent-Racing							racing one								
Lap	D	Time	Sector 1	Sector 2	Sector 3	T. Spd	Elapsed	Lap	D	Time	Sector 1	Sector 2	Sector 3	T. Spd	Elapsed
1		11:24:07.882	P 11:22:48.968	34.382	44.532		11:24:07.882	1		11:25:25.077	11:24:04.946	38.279	41.852		11:25:25.077
2		4:05.048	2:49.535	33.529	41.984		11:28:12.930	2		1:54.302	35.965	36.191	42.146	240.0	11:27:19.379
3		1:43.844	32.499	33.045	38.300	267.9	11:29:56.774	3		1:54.508	36.886	36.398	41.224	252.3	11:29:13.887
4		1:53.198	P 34.311	34.425	44.462	266.0	11:31:49.972	4		2:11.555	P 35.655	37.208	58.692	251.1	11:31:25.442
5		6:44.204	5:29.905	33.103	41.196		11:38:34.176	5		7:47.936	6:29.318	37.060	41.558		11:39:13.378
6		1:43.366	32.473	32.811	38.082	266.0	11:40:17.542	6		1:52.768	35.857	35.734	41.177	248.8	11:41:06.146
7		<b>1:42.731</b>	<b>32.120</b>	32.720	<b>37.891</b>	267.3	11:42:00.273	7		1:49.886	34.229	35.044	40.613	250.5	11:42:56.032
8		1:47.731	P 32.179	<b>32.557</b>	42.995	269.3	11:43:48.004	8		1:55.734	36.262	35.208	44.264	255.9	11:44:51.766
9		3:21.780	2:02.521	37.431	41.828		11:47:09.784	9		1:50.795	34.958	34.889	40.948	252.9	11:46:42.561
10		1:51.640	35.901	35.185	40.554	221.3	11:49:01.424	10		1:49.926	34.457	35.284	40.185	252.3	11:48:32.487
11		1:47.809	33.636	34.487	39.686	263.4	11:50:49.233	11		1:55.613	34.374	35.872	45.367	255.3	11:50:28.100
12		1:45.830	33.074	33.914	38.842	266.0	11:52:35.063	12		1:54.392	34.287	35.798	44.307	254.1	11:52:22.492
13		1:45.208	32.804	33.732	38.672	267.3	11:54:20.271	13		1:49.762	33.932	34.766	41.064	255.9	11:54:12.254
14		1:46.026	32.969	33.700	39.357	267.3	11:56:06.297	14		2:05.473	P 34.093	38.033	53.347	257.1	11:56:17.727
15		1:46.852	32.942	34.324	39.586	267.9	11:57:53.149	15		6:47.200	P 5:15.712	37.137	54.351		12:03:04.927
16		1:54.995	P 34.022	34.611	46.362	266.6	11:59:48.144	16		3:24.913	2:08.906	36.416	39.591		12:06:29.840
17		6:33.257	5:20.429	33.986	38.842		12:06:21.401	17		2:01.206	P 33.817	34.850	52.539	254.7	12:08:31.046
18		1:59.773	P 32.696	33.412	53.665	266.0	12:08:21.174	18		9:22.591	8:10.224	33.683	<b>38.684</b>		12:17:53.637
19		7:15.803	6:03.189	34.018	38.596		12:15:36.977	19		<b>1:45.832</b>	<b>33.042</b>	<b>33.555</b>	39.235	262.7	12:19:39.469
20		1:44.463	32.648	33.327	38.488	268.6	12:17:21.440	20		1:48.796	33.168	35.669	39.959	262.7	12:21:28.265
21		1:44.123	32.407	33.270	38.446	270.6	12:19:05.563	21		2:13.758	P 35.306	39.490	58.962	257.7	12:23:42.023
22		1:44.462	32.500	33.301	38.661	269.3	12:20:50.025								
23		2:00.244	P 34.856	34.635	50.753	262.1	12:22:50.269								

25							27								
AM			Alessandro Cozzi Ferrari 488 GT3 MY 2020				PROAM			Marco Pulcini Eddie Cheever III AF Corse					
Giorgio Sernagiotto							AF Corse								
Lap	D	Time	Sector 1	Sector 2	Sector 3	T. Spd	Elapsed	Lap	D	Time	Sector 1	Sector 2	Sector 3	T. Spd	Elapsed
1		11:27:40.443	11:26:25.336	35.547	39.560		11:27:40.443	1		11:25:45.601	11:24:26.958	36.308	42.335		11:25:45.601
2		1:45.391	32.574	33.035	39.782	261.5	11:29:25.834	2		1:47.370	33.441	34.221	39.708	260.2	11:27:32.971
3		1:43.662	32.541	32.863	<b>38.258</b>	260.2	11:31:09.496	3		1:45.641	33.234	33.497	38.910	261.5	11:29:18.612
4		2:08.374	P 33.490	35.247	59.637	262.1	11:33:17.870	4		1:47.008	32.997	34.831	39.180	259.6	11:31:05.620
5		6:46.258	5:33.359	33.580	39.319		11:40:04.128	5		1:57.736	P 35.268	35.028	47.440	260.8	11:33:03.356
6		1:43.951	32.617	32.939	38.395	256.5	11:41:48.079	6		5:47.906	4:33.740	35.330	38.836		11:38:51.262
7		<b>1:43.511</b>	<b>32.451</b>	<b>32.796</b>	38.264	262.7	11:43:31.590	7		1:45.051	33.158	33.236	38.657	262.7	11:40:36.313
8		2:09.084	P 35.325	35.390	58.369	262.7	11:45:40.674	8		1:44.705	33.081	33.040	38.584	260.2	11:42:21.018
9		8:00.125	6:43.785	35.156	41.184		11:53:40.799	9		1:43.598	32.472	32.845	38.281	259.6	11:44:04.616
10		1:48.825	34.544	34.960	39.321	255.9	11:55:29.624	10		1:47.443	33.513	33.130	40.800	262.7	11:45:52.059
11		1:46.953	33.787	34.150	39.016	261.5	11:57:16.577	11		1:43.915	32.474	32.810	38.631	258.9	11:47:35.974
12		1:47.459	33.486	34.999	38.974	258.9	11:59:04.036	12		1:46.849	32.412	34.414	40.023	259.6	11:49:22.823
13		1:47.017	33.586	34.022	39.409	258.9	12:00:51.053	13		1:45.926	32.698	34.212	39.016	258.3	11:51:08.749
14		1:45.539	33.125	33.355	39.059	255.9	12:02:36.592	14		1:52.986	P 32.953	33.438	46.595	260.8	11:53:01.735
15		1:57.139	P 33.261	33.739	50.139	257.7	12:04:33.731	15		4:50.474	3:37.077	33.708	39.689		11:57:52.209
16		11:16.695	10:03.140	34.450	39.105		12:15:50.426	16		1:43.969	32.726	32.942	38.301	268.6	11:59:36.178
17		2:01.406	48.296	34.216	38.894	258.3	12:17:51.832	17		1:43.425	32.549	32.787	38.089	260.8	12:01:19.603
18		1:47.025	33.899	33.791	39.335	262.1	12:19:38.857	18		1:43.207	32.488	32.711	38.008	261.5	12:03:02.810
19		1:45.551	33.344	33.412	38.795	261.5	12:21:24.408	19		1:52.645	P 32.309	33.018	47.318	262.7	12:04:55.455
20		2:11.973	P 35.087	40.661	56.225	262.7	12:23:36.381	20		10:38.102	9:23.124	33.047	41.931		12:15:33.557
21								21		1:43.049	32.218	32.830	38.001	264.7	12:17:16.606
22								22		1:47.243	32.191	35.814	39.238	265.3	12:19:03.849
23								23		<b>1:42.748</b>	<b>32.088</b>	<b>32.664</b>	<b>37.996</b>	264.7	12:20:46.597
24								24		2:01.490	P 33.930	34.484	53.076	267.3	12:22:48.087





**Autodromo Int. do Algarve**  
**International GT Open**  
 Private test - 1  
**Lap Analysis**



32							38						
PROAM		Sandro Mur			Bonaldi Motorsport		PROAM		Niccolò Schirò			Kessel Racing	
Lap D	Time	Sector 1	Sector 2	Sector 3	T. Spd	Elapsed	Lap D	Time	Sector 1	Sector 2	Sector 3	T. Spd	Elapsed
1	11:24:55.953	11:23:35.237	38.816	41.900		11:24:55.953	1	11:24:44.496 P	11:23:24.889	34.706	44.901		11:24:44.496
2	2:01.085	P 35.141	34.730	51.214	254.7	11:26:57.038	2	2:51.331	1:39.887	33.263	38.181		11:27:35.827
3	3:30.105	2:17.658	33.950	38.497		11:30:27.143	3	<b>1:43.673</b>	32.758	32.957	<b>37.958</b>	259.6	11:29:19.500
4	1:47.803	35.336	33.927	38.540	258.9	11:32:14.946	4	1:44.411	32.666	33.572	38.173	265.3	11:31:03.911
5	1:44.408	32.887	33.531	<b>37.990</b>	260.2	11:33:59.354	5	1:43.697	32.605	<b>32.851</b>	38.241	265.3	11:32:47.608
6	1:45.036	33.434	33.510	38.092	260.2	11:35:44.390	6	2:11.195	P <b>32.446</b>	38.212	1:00.537	266.0	11:34:58.803
7	1:46.075	33.963	33.317	38.795	258.3	11:37:30.465	7	18:33.477	P 17:00.064	36.075	57.338		11:53:32.280
8	1:44.052	32.689	33.311	38.052	259.6	11:39:14.517	8	4:45.546	3:28.788	35.333	41.425		11:58:17.826
9	1:51.459	P 33.764	33.161	44.534	259.6	11:41:05.976	9	1:52.139	34.633	36.546	40.960	255.3	12:00:09.965
10	5:43.050	4:21.541	40.922	40.587		11:46:49.026	10	1:50.263	34.765	34.839	40.659	255.3	12:02:00.228
11	1:48.754	32.841	34.190	41.723	246.5	11:48:37.780	11	1:49.002	34.393	34.166	40.443	255.3	12:03:49.230
12	1:51.274	35.303	36.372	39.599	246.5	11:50:29.054	12	1:47.680	33.946	33.846	39.888	257.7	12:05:36.910
13	1:50.522	33.571	35.174	41.777	258.9	11:52:19.576	13	2:02.946	P 34.246	33.973	54.727	253.5	12:07:39.856
14	1:47.643	33.794	33.173	40.676	247.7	11:54:07.219	14	8:06.219	6:51.196	34.369	40.654		12:15:46.075
15	1:43.980	32.730	33.131	38.119	260.2	11:55:51.199	15	1:46.801	33.544	33.672	39.585	257.7	12:17:32.876
16	1:43.901	32.715	33.116	38.070	248.8	11:57:35.100	16	1:47.111	33.339	33.563	40.209	259.6	12:19:19.987
17	<b>1:43.723</b>	<b>32.648</b>	<b>33.031</b>	38.044	259.6	11:59:18.823	17	1:48.070	33.816	33.965	40.289	258.3	12:21:08.057
18	1:50.769	P 33.050	33.409	44.310	257.7	12:01:09.592	18	2:04.231	P 36.172	35.714	52.345	257.1	12:23:12.288
19	5:48.679	4:32.349	34.843	41.487		12:06:58.271							
20	2:39.707	P 48.231	47.658	1:03.818	135.5	12:09:37.978							
21	6:34.069	5:18.780	34.649	40.640		12:16:12.047							

33						
PROAM		Sanporn Jao-Javanil			Bonaldi Motorsport	
Lap D	Time	Sector 1	Sector 2	Sector 3	T. Spd	Elapsed
1	11:23:25.499	11:22:00.467	41.887	43.145		11:23:25.499
2	2:01.325	42.645	38.362	40.318	177.9	11:25:26.824
3	1:51.824	35.258	35.949	40.617	243.2	11:27:18.648
4	1:51.667	34.365	34.333	42.969	254.7	11:29:10.315
5	1:45.307	33.213	33.460	38.634	249.4	11:30:55.622
6	1:50.687	P 33.016	33.390	44.281	259.6	11:32:46.309
7	4:06.429	2:48.002	36.522	41.905		11:36:52.738
8	1:50.939	35.155	34.557	41.227	242.6	11:38:43.677
9	1:48.838	33.691	34.542	40.605	254.1	11:40:32.515
10	2:02.015	39.747	42.047	40.221	230.2	11:42:34.530
11	1:47.708	33.549	34.503	39.656	254.7	11:44:22.238
12	1:58.687	P 33.647	34.476	50.564	255.3	11:46:20.925
13	4:58.287	3:45.873	33.948	38.466		11:51:19.212
14	<b>1:44.523</b>	32.847	<b>33.246</b>	<b>38.430</b>	256.5	11:53:03.735
15	1:45.595	<b>32.722</b>	34.128	38.745	256.5	11:54:49.330
16	1:46.656	32.823	33.510	40.323	257.1	11:56:35.986
17	1:49.913	32.797	33.542	43.574	257.7	11:58:25.899
18	1:51.089	P 32.923	33.396	44.770	255.9	12:00:16.988
19	6:19.207	5:03.621	35.222	40.364		12:06:36.195
20	2:15.247	P 43.594	36.463	55.190	154.2	12:08:51.442
21	6:32.091	5:17.292	34.849	39.950		12:15:23.533
22	1:47.277	33.657	34.234	39.386	256.5	12:17:10.810
23	1:49.335	33.513	34.009	41.813	258.9	12:19:00.145
24	1:48.451	33.639	34.009	40.803	255.9	12:20:48.596
25	2:09.280	P 40.777	35.931	52.572	237.3	12:22:57.876

51						
PRO		Riccardo Agostini			AF Corse	
Lap D	Time	Sector 1	Sector 2	Sector 3	T. Spd	Elapsed
1	11:25:19.267 P	11:23:55.174	36.589	47.504		11:25:19.267
2	2:58.985	1:46.865	33.543	38.577		11:28:18.252
3	1:52.773	33.194	34.593	44.986	267.3	11:30:11.025
4	1:44.998	33.248	33.138	38.612	258.3	11:31:56.023
5	1:46.350	33.660	33.674	39.016	265.3	11:33:42.373
6	1:49.790	P 32.769	33.128	43.893	263.4	11:35:32.163
7	5:54.751	4:40.616	35.317	38.818		11:41:26.914
8	<b>1:43.070</b>	<b>32.359</b>	32.714	<b>37.997</b>	264.0	11:43:09.984
9	1:45.761	33.321	33.005	39.435	266.6	11:44:55.745
10	1:46.719	32.532	33.696	40.491	262.1	11:46:42.464
11	1:43.566	32.556	32.796	38.214	257.7	11:48:26.030
12	1:47.863	P 32.397	<b>32.612</b>	42.854	254.7	11:50:13.893
13	3:42.181	2:25.598	35.265	41.318		11:53:56.074
14	1:48.996	34.356	34.850	39.790	258.9	11:55:45.070
15	1:47.004	33.607	34.076	39.321	264.0	11:57:32.074
16	1:48.857	34.386	35.948	38.523	264.0	11:59:20.931
17	1:45.406	33.144	33.482	38.780	266.0	12:01:06.337
18	1:45.351	32.929	33.343	39.079	260.8	12:02:51.688
19	1:54.676	P 33.133	33.592	47.951	262.1	12:04:46.364
20	10:53.540	9:40.979	33.947	38.614		12:15:39.904
21	1:45.129	33.167	33.558	38.404	266.6	12:17:25.033
22	1:44.185	32.915	33.019	38.251	265.3	12:19:09.218
23	1:43.999	32.730	33.020	38.249	266.6	12:20:53.217
24	1:59.791	P 34.353	33.255	52.183	267.9	12:22:53.008





**Autodromo Int. do Algarve**  
**International GT Open**  
 Private test - 1  
**Lap Analysis**



<b>54</b>	Dexter Müller	Mercedes AMG GT3	<b>61</b>	Jean-Claude Saada	Ferrari 488 GT3 MY 2020
PROAM	Yannick Mettler	CBRX by SPS	AM	Conrad Grunewald	AF Corse

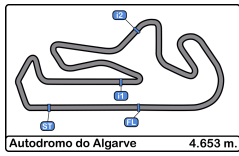
Lap	D	Time	Sector 1	Sector 2	Sector 3	T. Spd	Elapsed	Lap	D	Time	Sector 1	Sector 2	Sector 3	T. Spd	Elapsed
1		11:22:39.309	11:21:16.297	40.597	42.415		11:22:39.309	1		11:26:34.018	11:25:13.361	34.076	46.581		11:26:34.018
2		1:52.868	37.593	35.934	39.341	220.4	11:24:32.177	2		2:42.304	1:31.432	32.744	38.128		11:29:16.322
3		1:48.161	33.936	34.484	39.741	263.4	11:26:20.338	3		1:43.373	32.681	32.854	37.838	266.6	11:30:59.695
4		1:47.791	33.582	33.941	40.268	267.3	11:28:08.129	4		1:43.217	32.285	33.244	37.688	270.0	11:32:42.912
5		2:14.531	P 40.558	40.091	53.882	213.8	11:30:22.660	5		1:43.534	32.370	33.083	38.081	268.6	11:34:26.446
6		4:58.565	3:45.859	34.227	38.479		11:35:21.225	6		1:43.638	32.576	33.284	37.778	267.9	11:36:10.084
7		1:44.075	33.280	33.148	37.647	264.0	11:37:05.300	7		1:42.980	32.407	32.895	37.678	268.6	11:37:53.064
8		1:43.236	32.452	33.086	37.698	264.7	11:38:48.536	8		1:43.185	32.423	32.922	37.840	266.0	11:39:36.249
9		1:43.856	32.462	32.800	38.594	265.3	11:40:32.392	9		1:43.958	32.356	33.265	38.337	266.0	11:41:20.207
10		1:42.836	32.340	32.920	37.576	260.8	11:42:15.228	10		1:52.205	P 32.414	33.728	46.063	268.6	11:43:12.412
11		1:52.580	P 32.132	33.769	46.679	266.6	11:44:07.808	11		7:20.180	6:02.045	36.433	41.702		11:50:32.592
12		4:58.229	3:44.242	34.596	39.391		11:49:06.037	12		1:54.358	35.164	35.059	44.135	261.5	11:52:26.950
13		1:46.038	33.235	33.817	38.986	261.5	11:50:52.075	13		1:48.281	34.143	34.524	39.614	258.3	11:54:15.231
14		1:46.224	33.406	33.895	38.923	264.7	11:52:38.299	14		1:48.667	33.060	35.651	39.956	264.0	11:56:03.898
15		1:46.111	33.188	33.766	39.157	263.4	11:54:24.410	15		1:50.069	33.487	34.805	41.777	266.0	11:57:53.967
16		1:46.561	33.172	33.534	39.855	264.7	11:56:10.971	16		1:49.628	34.119	35.310	40.199	262.7	11:59:43.595
17		1:46.092	33.301	33.533	39.258	258.9	11:57:57.063	17		1:48.981	34.594	34.754	39.633	261.5	12:01:32.576
18		1:56.959	P 33.197	34.009	49.753	264.0	11:59:54.022	18		1:48.532	34.043	34.919	39.570	260.8	12:03:21.108
19		2:17.259	P 55.836	33.920	47.503		12:02:11.281	19		1:48.557	34.253	34.913	39.391	260.8	12:05:09.665
20		5:08.399	3:55.595	33.582	39.222		12:07:19.680	20		1:52.745	35.720	36.923	40.102	261.5	12:07:02.410
21		2:30.752	P 38.469	43.891	1:08.392	185.8	12:09:50.432	21		2:41.528	P 46.018	48.062	1:07.448	132.0	12:09:43.938

<b>55</b>	Laurent De Meeus	Ferrari 488 GT3 MY 2020	<b>63</b>	Pierre Louis Chovet	Lamborghini Huracan GT3 EVO2
PROAM	Jamie Stanley	AF Corse	PRO	Maximilian Paul	Oregon Team

Lap	D	Time	Sector 1	Sector 2	Sector 3	T. Spd	Elapsed	Lap	D	Time	Sector 1	Sector 2	Sector 3	T. Spd	Elapsed
1		11:22:09.400	P 11:20:44.550	37.243	47.607		11:22:09.400	1		11:22:27.880	11:21:05.341	40.325	42.214		11:22:27.880
2		3:29.572	2:16.365	34.266	38.941		11:25:38.972	2		1:54.112	37.541	36.086	40.485	213.0	11:24:21.992
3		1:44.739	32.885	33.164	38.690	264.7	11:27:23.711	3		2:03.637	P 36.833	37.544	49.260	212.1	11:26:25.629
4		1:44.642	32.780	33.389	38.473	264.0	11:29:08.353	4		3:00.522	1:45.594	33.926	41.002		11:29:26.151
5		1:44.331	32.598	33.003	38.730	264.7	11:30:52.684	5		1:49.302	35.310	34.539	39.453	251.1	11:31:15.453
6		1:44.414	32.787	33.073	38.554	264.0	11:32:37.098	6		1:45.767	33.582	33.690	38.495	255.3	11:33:01.220
7		1:43.715	32.411	32.755	38.549	264.7	11:34:20.813	7		1:45.016	33.051	33.536	38.429	256.5	11:34:46.236
8		1:49.127	P 32.536	32.943	43.648	264.7	11:36:09.940	8		1:44.763	33.036	33.469	38.258	257.1	11:36:30.999
9		9:50.999	8:31.464	37.231	42.304		11:46:00.939	9		1:44.171	32.838	33.058	38.275	256.5	11:38:15.170
10		1:54.772	36.222	36.458	42.092	256.5	11:47:55.711	10		1:50.999	P 32.901	33.339	44.759	256.5	11:40:06.169
11		1:52.530	34.848	35.878	41.804	258.3	11:49:48.241	11		4:42.150	3:29.604	33.572	38.974		11:44:48.319
12		1:50.528	34.653	34.942	40.933	258.3	11:51:38.769	12		1:44.070	32.741	33.136	38.193	256.5	11:46:32.389
13		1:49.975	34.391	34.851	40.733	261.5	11:53:28.744	13		1:44.275	32.678	33.221	38.376	258.3	11:48:16.664
14		1:48.727	34.034	34.595	40.098	260.2	11:55:17.471	14		1:44.534	33.094	33.383	38.057	257.1	11:50:01.198
15		1:48.418	33.802	34.372	40.244	260.8	11:57:05.889	15		1:43.606	32.581	33.029	37.996	257.7	11:51:44.804
16		1:58.091	P 34.603	35.525	47.963	258.3	11:59:03.980	16		1:50.561	P 32.663	33.359	44.539	258.9	11:53:35.365
17		16:10.014	14:57.513	33.293	39.208		12:15:13.994	17		3:03.507	1:46.048	35.557	41.902		11:56:38.872
18		1:43.752	32.553	32.906	38.293	264.7	12:16:57.746	18		1:45.911	33.317	33.465	39.129	255.3	11:58:24.783
19		1:46.398	32.230	33.856	40.312	268.6	12:18:44.144	19		1:45.316	33.146	33.192	38.978	256.5	12:00:10.099
20		1:43.390	32.191	32.740	38.459	266.6	12:20:27.534	20		1:45.142	33.165	33.514	38.463	254.7	12:01:55.241
21		2:10.756	P 36.498	36.778	57.480	272.7	12:22:38.290	21		1:44.507	32.917	33.035	38.555	255.3	12:03:39.748
								22		1:44.248	32.736	33.215	38.297	255.9	12:05:23.996
								23		1:44.276	32.658	33.020	38.598	257.7	12:07:08.272
								24		2:39.063	P 42.616	47.113	1:09.334	192.8	12:09:47.335
								25		5:51.940	4:35.919	33.929	42.092		12:15:39.275
								26		1:44.229	32.881	33.059	38.289	257.1	12:17:23.504
								27		1:43.595	32.611	32.896	38.088	260.8	12:19:07.099
								28		1:44.725	32.797	33.549	38.379	260.8	12:20:51.824
								29		1:59.326	P 33.643	34.402	51.281	250.0	12:22:51.150







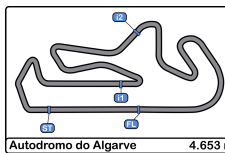
**Autodromo Int. do Algarve**  
**International GT Open**  
**Private test - 1**  
**Lap Analysis**



65 Heiko Neumann Mercedes AMG GT3 2020							69 Samuel De Haan McLaren 720S GT3								
AM Timo Rumpfkeil Team Motopark							PRO Charlie Fagg Optimum Motorsport								
Lap	D	Time	Sector 1	Sector 2	Sector 3	T. Spd	Elapsed	Lap	D	Time	Sector 1	Sector 2	Sector 3	T. Spd	Elapsed
1		11:22:31.409	11:21:03.890	44.226	43.293		11:22:31.409	1		11:23:28.707	11:22:15.328	34.781	38.598		11:23:28.707
2		1:54.673	36.555	36.822	41.296		11:24:26.082	2		1:48.558	36.946	33.697	37.915	261.5	11:25:17.265
3		1:51.977	36.625	35.686	39.666	249.4	11:26:18.059	3		1:43.502	32.699	32.998	37.805	263.4	11:27:00.767
4		1:48.126	34.638	33.982	39.506	250.5	11:28:06.185	4		1:43.011	32.381	32.772	37.858	263.4	11:28:43.778
5		1:51.354	36.353	36.434	38.567	212.5	11:29:57.539	5		1:43.827	32.418	32.924	38.485	264.0	11:30:27.605
6		1:44.415	33.024	33.292	38.099		11:31:41.954	6		1:55.628 P	34.206	35.367	46.055	265.3	11:32:23.233
7		1:43.302		2:16.720	37.973	266.6	11:33:25.256	7		16:11.830	14:49.217	41.667	40.946		11:48:35.063
8		1:43.492	32.686	32.889	37.917	267.3	11:35:08.748	8		1:51.084	34.793	35.795	40.496	240.0	11:50:26.147
9		1:43.391	32.469	32.789	38.133	268.6	11:36:52.139	9		1:49.787	34.313	35.111	40.363	251.1	11:52:15.934
10		1:43.339	32.364	32.925	38.050	268.6	11:38:35.478	10		1:47.637	33.576	34.846	39.215	260.2	11:54:03.571
11		1:48.746 P	32.514	32.872	43.360	266.6	11:40:24.224	11		2:15.679 P	38.150	46.018	51.511	261.5	11:56:19.250
12		5:37.657	4:24.242	34.279	39.136		11:46:01.881	12		4:36.883	3:19.514	34.535	42.834		12:00:56.133
13		1:48.872	35.123	34.410	39.339	265.3	11:47:50.753	13		1:46.179	32.978	33.896	39.305	259.6	12:02:42.312
14		1:45.621	33.190	33.555	38.876	263.4	11:49:36.374	14		1:44.068	32.343	32.831	38.894	260.2	12:04:26.380
15		1:45.665		2:19.083	39.013	263.4	11:51:22.039	15		1:42.931	32.344	32.756	37.831	258.9	12:06:09.311
16		1:45.558		4:04.814	38.840	267.3	11:53:07.597	16		1:53.439 P	32.155	32.648	48.636	262.1	12:08:02.750
17		1:51.727 P	32.733	33.335	45.659	263.4	11:54:59.324	17		7:32.064	6:18.908	34.249	38.907		12:15:34.814
18		21:54.598	20:41.764	33.977	38.857		12:16:53.922	18		1:44.967	32.967	33.274	38.726	264.7	12:17:19.781
19		1:44.649	32.957	33.166	38.526		12:18:38.571	19		1:44.895	32.865	33.470	38.560	265.3	12:19:04.676
20		1:44.045	32.726	33.000	38.319	268.6	12:20:22.616	20		1:44.862	32.860	33.133	38.869	265.3	12:20:49.538
21		2:14.365 P	35.437	37.934	1:00.994	265.3	12:22:36.981	21		1:59.609 P	34.645	34.338	50.626	257.7	12:22:49.147

66 Stewart Proctor McLaren 720S GT3							77 Al Faisal Al Zubair Mercedes AMG GT3 2023								
PROAM Lewis Proctor Greystone GT							PRO Fabian Schiller AlManar Racing by GetSpeed								
Lap	D	Time	Sector 1	Sector 2	Sector 3	T. Spd	Elapsed	Lap	D	Time	Sector 1	Sector 2	Sector 3	T. Spd	Elapsed
1		11:26:50.282 P	11:25:28.817	34.939	46.526		11:26:50.282	1		11:22:21.735	11:21:07.725	35.165	38.845		11:22:21.735
2		3:12.287	1:59.322	34.168	38.797		11:30:02.569	2		1:48.987	32.861	33.596	42.530	266.6	11:24:10.722
3		1:46.009	33.562	33.809	38.638	257.7	11:31:48.578	3		1:42.841	32.255	32.760	37.826	266.0	11:25:53.563
4		1:45.023	33.147	33.671	38.205	258.9	11:33:33.601	4		1:42.753	32.107	32.769	37.877	268.6	11:27:36.316
5		1:44.933	33.006	33.510	38.417	259.6	11:35:18.534	5		1:48.095	32.765	33.004	42.326	270.0	11:29:24.411
6		1:49.943 P	32.975	33.279	43.689	257.7	11:37:08.477	6		2:06.158 P	38.879	40.906	46.373	267.3	11:31:30.569
7		6:52.493	5:37.519	33.578	41.396		11:44:00.970	7		4:25.927	3:05.628	36.802	43.497		11:35:56.496
8		1:44.217	32.740	33.310	38.167	255.3	11:45:45.187	8		1:47.555	33.831	34.134	39.590	262.1	11:37:44.051
9		1:44.488	32.761	33.507	38.220	255.3	11:47:29.675	9		1:45.848	33.309	33.426	39.113	263.4	11:39:29.899
10		1:43.817	32.595	33.188	38.034	256.5	11:49:13.492	10		1:46.793	33.049	34.717	39.027	264.0	11:41:16.692
11		1:55.009 P	32.777	34.739	47.493	258.9	11:51:08.501	11		1:44.514	32.747	33.115	38.652	264.0	11:43:01.206
12		4:13.246	2:57.719	34.704	40.823		11:55:21.747	12		1:45.824	33.014	33.709	39.101	266.6	11:44:47.030
13		1:48.643	34.354	34.392	39.897	251.7	11:57:10.390	13		1:44.490	32.729	33.045	38.716	266.0	11:46:31.520
14		1:47.911	33.804	34.196	39.911	254.7	11:58:58.301	14		1:47.840	32.671	33.338	41.831	267.3	11:48:19.360
15		1:46.782	33.484	33.830	39.468	252.3	12:00:45.083	15		1:44.780	32.496	33.243	39.041	265.3	11:50:04.140
16		1:46.347	33.510	33.674	39.163	252.9	12:02:31.430	16		1:44.790	33.142	33.060	38.588	270.0	11:51:48.930
17		1:47.003	33.719	33.843	39.441	255.3	12:04:18.433	17		1:52.347 P	33.436	33.658	45.253	266.6	11:53:41.277
18		1:45.793	33.207	33.430	39.156	255.3	12:06:04.226	18		8:01.139 P	4:57.306	1:43.096	1:20.737		12:01:42.416
19		2:32.232 P	33.219	1:07.347	51.666	255.9	12:08:36.458	19		18:11.911	17:00.688	33.077	38.146		12:19:54.327
20		7:19.216	6:04.385	34.564	40.267		12:15:55.674	20		1:42.758	32.474	32.552	37.732	268.6	12:21:37.085
21		1:51.227	34.422	35.812	40.993	253.5	12:17:46.901	21		2:00.270 P	33.401	34.358	52.511	270.6	12:23:37.355
22		1:57.024	36.106	35.044	45.874	254.7	12:19:43.925								
23		1:48.443	34.118	34.407	39.918	252.3	12:21:32.368								
24		2:12.664 P	34.191	37.839	1:00.634	255.9	12:23:45.032								





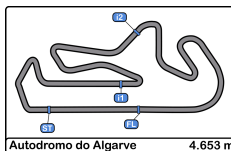
**Autodromo Int. do Algarve**  
**International GT Open**  
**Private test - 1**  
**Lap Analysis**



80 Luca Engstler Audi R8 LMS Evo II							88 Gino Forgione Ferrari 488 GT3 MY 2020								
PRO Dylan Yip			Liqui Moly Team Engstler				AM*			Andrea Montermini			AF Corse		
Lap	D	Time	Sector 1	Sector 2	Sector 3	T. Spd	Elapsed	Lap	D	Time	Sector 1	Sector 2	Sector 3	T. Spd	Elapsed
1		11:24:59.461	11:23:44.627	35.301	39.533		11:24:59.461	1		11:24:42.846	11:23:25.287	37.109	40.450		11:24:42.846
2		1:51.384	32.964	33.901	44.519	259.6	11:26:50.845	2		1:47.915	33.739	34.606	39.570	262.7	11:26:30.761
3		1:43.196	32.445	33.057	37.694	263.4	11:28:34.041	3		1:46.736	33.280	33.995	39.461	263.4	11:28:17.497
4		1:43.080	32.344	33.094	37.642	265.3	11:30:17.121	4		1:48.032	33.356	34.872	39.804	262.7	11:30:05.529
5		1:44.785	33.398	33.448	37.939	264.0	11:32:01.906	5		1:47.864	33.803	34.028	40.033	262.7	11:31:53.393
6		1:43.267	32.300	33.158	37.809	264.7	11:33:45.173	6		1:51.550	34.035	36.808	40.707	262.1	11:33:44.943
7		1:43.445	32.704	33.064	37.677	269.3	11:35:28.618	7		1:59.769 P	34.371	36.245	49.153	262.7	11:35:44.712
8		1:49.939 P	32.598	33.372	43.969	262.7	11:37:18.557	8		7:05.007	5:52.202	33.605	39.200		11:42:49.719
9		6:19.578	5:08.422	33.494	37.662		11:43:38.135	9		1:51.887	33.521	34.874	43.492	263.4	11:44:41.606
10		1:42.956	32.301	32.702	37.953	263.4	11:45:21.091	10		1:47.777	34.152	33.898	39.727	261.5	11:46:29.383
11		1:42.701	32.327	32.715	37.659	262.1	11:47:03.792	11		1:46.906	33.602	33.930	39.374	260.2	11:48:16.289
12		1:42.487	32.164	32.644	37.679	262.7	11:48:46.279	12		1:47.550	33.153	34.956	39.441	261.5	11:50:03.839
13		1:52.993	32.277	33.066	47.650	263.4	11:50:39.272	13		1:47.242	34.388	33.591	39.263	263.4	11:51:51.081
14		1:44.610	32.341	32.731	39.538	260.2	11:52:23.882	14		1:51.699	34.239	35.612	41.848	264.7	11:53:42.780
15		1:43.717	32.625	32.855	38.237	264.7	11:54:07.599	15		1:54.854 P	33.730	34.496	46.628	264.0	11:55:37.634
16		1:47.686	32.699	33.098	41.889	266.6	11:55:55.285	16		7:11.060	5:57.619	34.465	38.976		12:02:48.694
17		1:48.230 P	32.305	33.042	42.883	263.4	11:57:43.515	17		1:45.377	33.183	33.586	38.608	261.5	12:04:34.071
18		7:34.701	6:12.838	38.826	43.037		12:05:18.216	18		1:43.942	32.625	33.012	38.305	264.0	12:06:18.013
19		1:49.738	34.414	35.175	40.149	255.3	12:07:07.954	19		1:43.158	32.142	32.859	38.157	264.7	12:08:01.171
20		2:37.674 P	41.876	47.247	1:08.551	216.0	12:09:45.628	20		2:10.305 P	34.730	36.001	59.574	237.8	12:10:11.476
21		6:14.356	4:57.339	36.825	40.192		12:15:59.984	21		5:15.428	4:03.862	33.379	38.187		12:15:26.904
22		1:47.055	33.531	34.274	39.250	260.2	12:17:47.039	22		1:47.822	32.883	33.255	41.684	270.6	12:17:14.726
23		1:46.131	33.700	33.602	38.829	262.1	12:19:33.170	23		1:42.874	32.247	32.843	37.784	267.3	12:18:57.600
24		1:44.887	32.950	33.356	38.581	262.7	12:21:18.057	24		1:46.608	32.314	33.619	40.675	268.6	12:20:44.208
25		2:00.617 P	33.084	36.453	51.080	262.1	12:23:18.674	25		2:00.007 P	32.878	34.302	52.827	267.9	12:22:44.215

84 Andrew Gilbert McLaren 720S GT3							91 Ernst Kirchmayr Ferrari 488 GT3 Evo								
PROAM Fran Rueda			Altitude Racing by Greystone GT				AM			Philipp Baron			Team Baron Motorsport		
Lap	D	Time	Sector 1	Sector 2	Sector 3	T. Spd	Elapsed	Lap	D	Time	Sector 1	Sector 2	Sector 3	T. Spd	Elapsed
1		11:23:48.369 P	11:22:10.100	45.328	52.941		11:23:48.369	1		11:22:20.511	11:21:05.115	36.465	38.931		11:22:20.511
2		25:41.920	24:26.456	35.140	40.324		11:49:30.289	2		1:44.979	32.992	33.370	38.617	264.0	11:24:05.490
3		2:01.489 P	34.540	35.752	51.197	237.8	11:51:31.778	3		1:44.210	32.753	33.128	38.329	263.4	11:25:49.700
								4		1:43.847	32.776	32.966	38.105	263.4	11:27:33.547
								5		2:00.912 P	33.728	34.585	52.599	253.5	11:29:34.459
								6		7:48.497	6:23.305	39.957	45.235		11:37:22.956
								7		1:58.945	37.827	38.023	43.095	258.3	11:39:21.901
								8		1:54.708	36.469	36.322	41.917	220.8	11:41:16.609
								9		1:52.172	35.015	36.573	40.584	246.5	11:43:08.781
								10		1:52.492	36.003	35.715	40.774	259.6	11:45:01.273
								11		2:11.356 P	34.677	36.723	59.956	257.7	11:47:12.629
								12		3:53.902	2:31.879	39.672	42.351		11:51:06.531
								13		1:49.389	33.781	35.497	40.111	261.5	11:52:55.920
								14		1:49.256	34.280	34.891	40.085	258.3	11:54:45.176
								15		1:47.954	34.470	34.052	39.432	258.3	11:56:33.130
								16		1:47.437	33.680	34.258	39.499	260.2	11:58:20.567
								17		2:00.276 P	33.632	35.718	50.926	258.9	12:00:20.843
								18		4:29.994	3:16.557	34.338	39.099		12:04:50.837
								19		1:46.004	33.638	33.499	38.867	260.2	12:06:36.841
								20		2:07.827 P	40.440	37.563	49.824	177.6	12:08:44.668
								21		7:56.982 P	6:32.360	34.080	50.542		12:16:41.650
								22		2:59.736	1:48.131	33.281	38.324		12:19:41.386
								23		1:44.561	32.587	33.842	38.132	265.3	12:21:25.947
								24		2:14.304 P	36.905	39.079	58.320	232.2	12:23:40.251






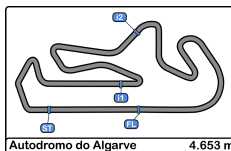
**Autodromo Int. do Algarve**  
**International GT Open**  
**Private test - 1**  
**Lap Analysis**



99							786								
Patrick Kolb							Porsche 991.2 GT3 R								
Richard Lietz							Lionspeed GP AM Adam Osieka								
Lap	D	Time	Sector 1	Sector 2	Sector 3	T. Spd	Elapsed	Lap	D	Time	Sector 1	Sector 2	Sector 3	T. Spd	Elapsed
1		11:23:34.138	11:21:59.239	45.818	49.081		11:23:34.138	1		11:23:44.448 P	11:22:17.950	36.570	49.928		11:23:44.448
2		2:17.220	46.931	41.220	49.069	145.1	11:25:51.358	2		4:54.780 P	3:31.512	34.746	48.522		11:28:39.228
3		2:09.375	43.915	40.310	45.150	172.5	11:28:00.733	3		2:14.636	59.765	34.139	40.732		11:30:53.864
4		1:55.982	39.158	35.803	41.021	192.5	11:29:56.715	4		1:46.671	33.540	34.040	39.091	262.7	11:32:40.535
5		1:49.974	36.237	34.147	39.590	219.0	11:31:46.689	5		1:46.887	33.299	33.872	39.716	262.7	11:34:27.422
6		1:45.240	33.397	33.343	38.500	264.0	11:33:31.929	6		1:46.958	33.388	34.321	39.249	264.0	11:36:14.380
7		1:51.839	33.003	35.157	43.679	264.7	11:35:23.768	7		1:54.254 P	33.211	34.666	46.377	262.1	11:38:08.634
8		2:05.415 P	36.562	39.016	49.837	220.4	11:37:29.183	8		3:33.341	2:17.650	34.287	41.404		11:41:41.975
9		3:11.539	1:57.009	35.469	39.061		11:40:40.722	9		1:46.140	33.247	34.142	38.751	263.4	11:43:28.115
10		1:43.780	32.612	33.268	37.900	262.7	11:42:24.502	10		1:45.297	32.945	33.756	38.596	264.7	11:45:13.412
11		1:43.514	32.676	32.922	37.916	267.3	11:44:08.016	11		1:45.362	32.975	33.720	38.667	263.4	11:46:58.774
12		1:46.908	32.475	34.878	39.555	267.9	11:45:54.924	12		1:45.583	32.784	34.112	38.687	263.4	11:48:44.357
13		1:43.071	32.521	32.885	37.665	264.0	11:47:37.995	13		1:56.347 P	33.140	35.387	47.820	264.0	11:50:40.704
14		1:43.526	32.407	32.868	38.251	265.3	11:49:21.521	14		5:21.092	4:04.899	35.488	40.705		11:56:01.796
15		1:43.400	32.376	32.832	38.192	264.7	11:51:04.921	15		1:50.103	34.481	34.834	40.788	259.6	11:57:51.899
16		1:50.261 P	32.452	32.750	45.059	265.3	11:52:55.182	16		1:50.839	34.801	34.838	41.200	258.9	11:59:42.738
17		6:39.920	5:25.662	34.739	39.519		11:59:35.102	17		2:01.021 P	36.166	34.757	50.098	258.3	12:01:43.759
18		1:47.206	34.350	33.780	39.076	258.3	12:01:22.308	18		5:17.361	4:02.117	35.379	39.865		12:07:01.120
19		1:45.842	33.229	33.829	38.784	259.6	12:03:08.150	19		2:39.101 P	46.649	47.956	1:04.496	128.8	12:09:40.221
20		1:45.669	33.017	33.650	39.002	260.2	12:04:53.819	20		5:41.056	4:26.351	34.710	39.995		12:15:21.277
21		8:31.470 P	33.076	6:40.862	1:17.532	261.5	12:13:25.289	21		1:47.813	34.413	34.119	39.281	260.8	12:17:09.090
22		4:58.436	3:44.892	34.381	39.163		12:18:23.725	22		1:46.116	32.976	34.025	39.115	265.3	12:18:55.206
23		1:47.271	34.434	33.826	39.011	262.7	12:20:10.996	23		1:47.585	33.877	33.835	39.873	264.7	12:20:42.791
24		2:20.153 P	35.618	43.996	1:00.539	247.1	12:22:31.149	24		2:02.982 P	33.902	34.318	54.762	242.6	12:22:45.773

777							
Marcin Jedliński							
Mercedes AMG GT3 2020							
Karol Basz							
Olimp Racing							
Lap	D	Time	Sector 1	Sector 2	Sector 3	T. Spd	Elapsed
1		11:24:54.261 P	11:23:29.603	35.273	49.385		11:24:54.261
2		9:16.570	8:04.396	33.601	38.573		11:34:10.831
3		1:43.946	32.879	32.926	38.141	258.3	11:35:54.777
4		1:43.853	32.995	32.768	38.090	257.7	11:37:38.630
5		1:43.945	32.802	32.865	38.278	258.9	11:39:22.575
6		1:51.029 P	32.603	32.906	45.520	260.2	11:41:13.604
7		3:28.636	2:13.887	35.791	38.958		11:44:42.240
8		1:44.258	32.798	33.330	38.130	260.8	11:46:26.498
9		1:43.687	32.630	32.936	38.121	258.3	11:48:10.185
10		1:51.333 P	33.322	33.088	44.923	258.9	11:50:01.518
11		8:16.396	7:00.929	35.184	40.283		11:58:17.914
12		1:50.541	35.065	35.355	40.121	248.2	12:00:08.455
13		1:49.937	34.109	35.943	39.885	251.1	12:01:58.392
14		1:46.862	33.441	34.038	39.383	253.5	12:03:45.254
15		1:46.406	33.272	34.199	38.935	254.7	12:05:31.660
16		2:04.243 P	33.343	34.024	56.876	257.1	12:07:35.903
17		8:39.813	7:25.342	34.695	39.776		12:16:15.716
18		1:46.906	33.361	33.921	39.624	258.3	12:18:02.622
19		1:47.426	34.240	33.938	39.248	260.8	12:19:50.048
20		1:45.613	32.979	33.654	38.980	258.3	12:21:35.661
21		2:11.022 P	33.977	36.586	1:00.459	259.6	12:23:46.683





**Autodromo Int. do Algarve**  
**International GT Open**  
**Private test - 1**  
**Lap Analysis**



**911**

Axel Blom Mercedes AMG GT3 2023

PROAM Steve Jans GetSpeed

Lap	D	Time	Sector 1	Sector 2	Sector 3	T. Spd	Elapsed
1		11:24:12.976	11:22:49.586	38.357	45.033		11:24:12.976
2		1:48.453	33.809	34.379	40.265	260.8	11:26:01.429
3		1:45.702	33.129	33.759	38.814	260.8	11:27:47.131
4		1:44.954	32.907	33.331	38.716	263.4	11:29:32.085
5		1:52.408	34.294	38.842	39.272	263.4	11:31:24.493
6		1:45.431	33.335	33.632	38.464	263.4	11:33:09.924
7		1:45.046	33.014	33.439	38.593	266.0	11:34:54.970
8		1:44.700	32.859	33.330	38.511	265.3	11:36:39.670
9		1:46.044	33.781	33.898	38.365	265.3	11:38:25.714
10		1:54.117 P	33.306	33.544	47.267	264.7	11:40:19.831
11		5:05.256	3:51.662	34.243	39.351		11:45:25.087
12		1:45.419	33.105	33.635	38.679	262.1	11:47:10.506
13		1:44.625	32.528	33.429	38.668	265.3	11:48:55.131
14		1:44.579	32.564	33.611	38.404	265.3	11:50:39.710
15		1:45.464	32.862	33.512	39.090	266.6	11:52:25.174
16		1:45.281	32.703	33.742	38.836	264.7	11:54:10.455
17		1:45.702	33.154	33.636	38.912	266.0	11:55:56.157
18		1:43.979	32.415	33.329	38.235	266.0	11:57:40.136
19		1:43.616	32.387	33.019	38.210	265.3	11:59:23.752
20		1:44.658	32.703	32.959	38.996	264.7	12:01:08.410
21		2:02.101 P	35.229	34.233	52.639	263.4	12:03:10.511
22		4:03.687	2:48.894	34.451	40.342		12:07:14.198
23		2:34.986 P	41.428	44.725	1:08.833	166.1	12:09:49.184
24		5:32.343	4:18.647	34.331	39.365		12:15:21.527
25		1:46.248	33.391	33.125	39.732	264.0	12:17:07.775
26		1:45.125	33.058	33.315	38.752	265.3	12:18:52.900
27		1:45.060	33.080	33.522	38.458	262.1	12:20:37.960
28		2:02.262 P	32.880	33.593	55.789	266.0	12:22:40.222

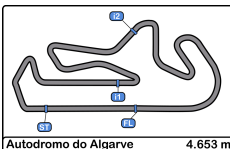
**007**

Jahid Fazal-Karim Aston Martin GT3 AMR MY2019

AM Pascal Bachmann Street-Art Racing

Lap	D	Time	Sector 1	Sector 2	Sector 3	T. Spd	Elapsed
1		11:26:05.943	11:24:37.749	40.532	47.662		11:26:05.943
2		2:13.076	42.367	42.723	47.986	177.9	11:28:19.019
3		2:15.640 P	42.541	40.539	52.560	142.1	11:30:34.659





**Autodromo Int. do Algarve**  
**International GT Open**  
**Private test - 1**  
**Best Sectors Results**

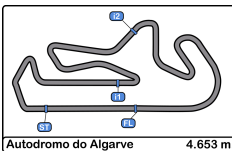


Autodromo do Algarve 4.653 m.

Sector - 1			Sector - 2			Sector - 3			Ideal Lap vs Best Lap		
Clas	Nº Driver	Time	Nº Driver	Time	Nº Driver	Time	Clas	Nº Driver	Ideal Lap	Best Lap	Clas
1	11 Jousset - Fumanelli	32.079	11 Jousset - Fumanelli	32.348	11 Jousset - Fumanelli	37.565	1	11 Jousset - Fumanelli	1:41.992	1:42.081	1
2	27 Pulcini - Cheever III	32.088	17 Menchaca - Siebert	32.387	54 Müller - Mettler	37.576	2	17 Menchaca - Siebert	1:42.102	1:42.522	3
3	17 Menchaca - Siebert	32.105	77 Al Zubair - Schiller	32.552	17 Menchaca - Siebert	37.610	3	77 Al Zubair - Schiller	1:42.391	1:42.753	6
4	77 Al Zubair - Schiller	32.107	23 Reicher - Haase	32.557	80 Engstler - Yip	37.642	4	80 Engstler - Yip	1:42.450	1:42.487	2
5	23 Reicher - Haase	32.120	51 Marinangeli - Agostini	32.612	99 Kolb - Lietz	37.665	5	54 Müller - Mettler	1:42.508	1:42.836	7
6	54 Müller - Mettler	32.132	80 Engstler - Yip	32.644	61 Saada - Grunewald	37.678	6	23 Reicher - Haase	1:42.568	1:42.731	4
7	88 Forgione - Montermini	32.142	69 De Haan - Fagg	32.648	77 Al Zubair - Schiller	37.732	7	69 De Haan - Fagg	1:42.608	1:42.931	9
8	69 De Haan - Fagg	32.155	27 Pulcini - Cheever III	32.664	88 Forgione - Montermini	37.784	8	61 Saada - Grunewald	1:42.707	1:42.980	10
9	80 Engstler - Yip	32.164	55 De Meeus - Stanley	32.740	69 De Haan - Fagg	37.805	9	27 Pulcini - Cheever III	1:42.748	1:42.748	5
10	55 De Meeus - Stanley	32.191	61 Saada - Grunewald	32.744	23 Reicher - Haase	37.891	10	88 Forgione - Montermini	1:42.769	1:42.874	8
11	61 Saada - Grunewald	32.285	99 Kolb - Lietz	32.750	5 Jedliński - Korzeniowski	37.894	11	99 Kolb - Lietz	1:42.791	1:43.071	12
12	51 Marinangeli - Agostini	32.359	777 Jedliński - Basz	32.768	19 Perolini - Arrow	37.913	12	51 Marinangeli - Agostini	1:42.968	1:43.070	11
13	65 Neumann - Rumpfkeil	32.364	65 Neumann - Rumpfkeil	32.789	65 Neumann - Rumpfkeil	37.917	13	65 Neumann - Rumpfkeil	1:43.070	1:43.302	13
14	99 Kolb - Lietz	32.376	25 Cozzi - Sernagiotto	32.796	38 Rosi - Schirò	37.958	14	55 De Meeus - Stanley	1:43.224	1:43.390	15
15	911 Blom - Jans	32.387	54 Müller - Mettler	32.800	32 Kodrić - Mur	37.990	15	38 Rosi - Schirò	1:43.255	1:43.673	19
16	38 Rosi - Schirò	32.446	88 Forgione - Montermini	32.843	27 Pulcini - Cheever III	37.996	16	19 Perolini - Arrow	1:43.328	1:43.340	14
17	25 Cozzi - Sernagiotto	32.451	38 Rosi - Schirò	32.851	63 Chovet - Paul	37.996	17	777 Jedliński - Basz	1:43.461	1:43.687	20
18	19 Perolini - Arrow	32.487	63 Chovet - Paul	32.896	51 Marinangeli - Agostini	37.997	18	63 Chovet - Paul	1:43.473	1:43.595	17
19	8 Giuseppe Cipriani	32.568	19 Perolini - Arrow	32.928	66 Proctor - Proctor	38.034	19	25 Cozzi - Sernagiotto	1:43.505	1:43.511	16
20	63 Chovet - Paul	32.581	8 Giuseppe Cipriani	32.953	777 Jedliński - Basz	38.090	20	911 Blom - Jans	1:43.556	1:43.616	18
21	91 Kirchmayr - Baron	32.587	911 Blom - Jans	32.959	91 Kirchmayr - Baron	38.105	21	91 Kirchmayr - Baron	1:43.658	1:43.847	23
22	66 Proctor - Proctor	32.595	91 Kirchmayr - Baron	32.966	911 Blom - Jans	38.210	22	32 Kodrić - Mur	1:43.669	1:43.723	21
23	777 Jedliński - Basz	32.603	32 Kodrić - Mur	33.031	25 Cozzi - Sernagiotto	38.258	23	66 Proctor - Proctor	1:43.817	1:43.817	22
24	32 Kodrić - Mur	32.648	66 Proctor - Proctor	33.188	55 De Meeus - Stanley	38.293	24	8 Giuseppe Cipriani	1:43.862	1:44.508	24
25	33 Pavlović - Jao-Javanil	32.722	33 Pavlović - Jao-Javanil	33.246	8 Giuseppe Cipriani	38.341	25	5 Jedliński - Korzeniowski	1:43.936	1:45.057	26
26	5 Jedliński - Korzeniowski	32.740	5 Jedliński - Korzeniowski	33.302	33 Pavlović - Jao-Javanil	38.430	26	33 Pavlović - Jao-Javanil	1:44.398	1:44.523	25
27	786 Kiki - Osieka	32.784	10 Aust - Schell	33.430	786 Kiki - Osieka	38.596	27	10 Aust - Schell	1:45.071	1:45.297	27
28	10 Aust - Schell	32.996	26 Jackson - Azzam	33.555	10 Aust - Schell	38.645	28	786 Kiki - Osieka	1:45.100	1:45.297	28
29	26 Jackson - Azzam	33.042	786 Kiki - Osieka	33.720	26 Jackson - Azzam	38.684	29	26 Jackson - Azzam	1:45.281	1:45.832	29
30	84 Gilbert - Rueda	34.540	84 Gilbert - Rueda	35.140	84 Gilbert - Rueda	40.324	30	84 Gilbert - Rueda	1:50.004	2:01.489	30
31	007 Fazal-Karim - Bachmann	42.367	007 Fazal-Karim - Bachmann	40.532	007 Fazal-Karim - Bachmann	47.662	31	007 Fazal-Karim - Bachmann	2:10.561	2:13.076	31





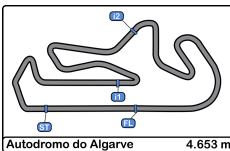


**Autodromo Int. do Algarve**  
**International GT Open**  
**Private test - 1**  
**Best 5 Lap Times**



Cl	N°	Entrant/Team	Nat	Driver 1	Nat	Driver 2	Nat	Vehicle	Cat	Cl	Best 1		Best 2		Best 3		Best 4		Best 5	
											Time	Lap	Time	Lap	Time	Lap	Time	Lap	Time	Lap
1	11	Kessel Racing	CH	Frédéric Jousset	FR	David Fumanelli	IT	Ferrari 488 GT3 EVO	PROAM	1	1:42.081	4	1:42.543	3	1:42.593	20	1:42.713	13	1:42.856	10
2	80	Liqui Moly Team Engstler	DE	Luca Engstler	DE	Dylan Yip	CN	Audi R8 LMS Evo II	PRO	1	1:42.487	12	1:42.701	11	1:42.956	10	1:43.080	4	1:43.196	3
3	17	Team Motopark	DE	Diego Menchaca	MX	Marcos Siebert	AR	Mercedes AMG GT3 2020	PRO	2	1:42.522	16	1:43.029	7	1:43.196	4	1:43.201	18	1:43.295	15
4	23	Eastalent-Racing	DE	Simon Reicher	DE	Christopher Haase	DE	Audi R8 LMS GT3 Evo II	PRO	3	1:42.731	7	1:43.366	6	1:43.844	3	1:44.123	21	1:44.462	22
5	27	AF Corse	IT	Marco Pulcini	IT	Eddie Cheever III	IT	Ferrari 488 GT3 MY 2020	PROAM	2	1:42.748	23	1:43.049	21	1:43.207	18	1:43.425	17	1:43.598	9
6	77	AlManar Racing by GetSpeed	QA	Al Faisal Al Zubair	QA	Fabian Schiller	DE	Mercedes AMG GT3 2023	PRO	4	1:42.753	4	1:42.758	20	1:42.841	3	1:44.490	13	1:44.514	11
7	54	CBRX by SPS	DE	Dexter Müller	CH	Yannick Mettler	CH	Mercedes AMG GT3	PROAM	3	1:42.836	10	1:42.852	25	1:43.073	24	1:43.236	8	1:43.856	9
8	88	AF Corse	IT	Gino Forgione	CH	Andrea Montermini	IT	Ferrari 488 GT3 MY 2020	AM*	1	1:42.874	23	1:43.942	18	1:45.377	17	1:46.608	24	1:46.736	3
9	69	Optimum Motorsport	GB	Samuel De Haan	GB	Charlie Fagg	GB	McLaren 720S GT3	PRO	5	1:42.931	15	1:43.011	4	1:43.502	3	1:43.827	5	1:44.068	14
10	61	AF Corse	IT	Jean-Claude Saada	US	Conrad Grunewald	US	Ferrari 488 GT3 MY 2020	AM	2	1:42.980	7	1:43.185	8	1:43.217	4	1:43.373	3	1:43.534	5
11	51	AF Corse	IT	Nicola Marinangeli	IT	Riccardo Agostini	IT	Ferrari 488 GT3 MY 2020	PRO	6	1:43.070	8	1:43.566	11	1:43.999	23	1:44.185	22	1:44.998	4
12	99	Lionspeed GP	DE	Patrick Kolb	DE	Richard Lietz	DE	Porsche 991.2 GT3 R	PRO	7	1:43.071	13	1:43.400	15	1:43.514	11	1:43.526	14	1:43.780	10
13	65	Team Motopark	DE	Heiko Neumann	DE	Timo Rumpfkeil	DE	Mercedes AMG GT3 2020	AM	3	1:43.302	7	1:43.339	10	1:43.391	9	1:43.492	8	1:44.045	20
14	19	Oregon Team	IT	Pietro Perolini	IT	Daan Arrow	NL	Lamborghini Huracan GT3 EVO2	PRO	8	1:43.340	23	1:43.851	22	1:43.956	26	1:44.220	27	1:44.302	19
15	55	AF Corse	IT	Laurent De Meeus	BE	Jamie Stanley	GB	Ferrari 488 GT3 MY 2020	PROAM	4	1:43.390	20	1:43.715	7	1:43.752	18	1:44.331	5	1:44.414	6
16	25	AF Corse	IT	Alessandro Cozzi	IT	Giorgio Sernagiotto	IT	Ferrari 488 GT3 MY 2020	AM	4	1:43.511	7	1:43.662	3	1:43.951	6	1:45.391	2	1:45.539	14
17	63	Oregon Team	IT	Pierre Louis Chovet	FR	Maximilian Paul	DE	Lamborghini Huracan GT3 EVO2	PRO	9	1:43.595	27	1:43.606	15	1:44.070	12	1:44.171	9	1:44.229	26
18	911	GetSpeed	DE	Axel Blom	FI	Steve Jans	LU	Mercedes AMG GT3 2023	PROAM	5	1:43.616	19	1:43.979	18	1:44.579	14	1:44.625	13	1:44.658	20
19	38	Kessel Racing	CH	Nicolò Rosi	CH	Niccolò Schirò	IT	Ferrari 488 GT3 EVO	PROAM	6	1:43.673	3	1:43.697	5	1:44.411	4	1:46.801	15	1:47.111	16
20	777	Olimp Racing	PL	Marcin Jedliński	PL	Karol Basz	PL	Mercedes AMG GT3 2020	PROAM	7	1:43.687	9	1:43.853	4	1:43.945	5	1:43.946	3	1:44.258	8
21	32	Bonaldi Motorsport	IT	Martin Kodrić	HR	Sandro Mur	HR	Lamborghini Huracan GT3 EVO2	PROAM	8	1:43.723	17	1:43.901	16	1:43.980	15	1:44.052	8	1:44.408	5
22	66	Greystone GT	GB	Stewart Proctor	GB	Lewis Proctor	GB	McLaren 720S GT3	PROAM	9	1:43.817	10	1:44.217	8	1:44.488	9	1:44.933	5	1:45.023	4
23	91	Team Baron Motorsport	IT	Ernst Kirchmayr	IT	Philipp Baron	IT	Ferrari 488 GT3 Evo	AM	5	1:43.847	4	1:44.210	3	1:44.561	23	1:44.979	2	1:46.004	19
24	8	Il Barone Rampante	IT	Giuseppe Cipriani	IT		IT	Lamborghini Huracan GT3 EVO	AM	6	1:44.508	23	1:44.595	11	1:44.698	22	1:45.189	17	1:46.404	9
25	33	Bonaldi Motorsport	IT	Miloš Pavlović	SR	Sanporn Jao-Javanil	TH	Lamborghini Huracan GT3 EVO2	PROAM	10	1:44.523	14	1:45.307	5	1:45.595	15	1:46.656	16	1:47.277	22
26	5	Olimp Racing	PL	Stanislaw Jedliński	PL	Krystian Korzeniowski	PL	Ferrari 488 GT3 MY 2021	AM	7	1:45.057	3	1:45.547	6	1:45.943	4	1:46.571	5	1:51.483	9
27	10	racing one	DE	Stefan Aust	DE	Jacob Schell	DE	Ferrari 488 GT3 2020	AM	8	1:45.297	12	1:45.331	11	1:45.930	23	1:46.307	9	1:46.359	10
28	786	GetSpeed	DE	Kiki Sak Nana	IT	Adam Osieka	DE	Mercedes AMG GT3 2023	AM	9	1:45.297	10	1:45.362	11	1:45.583	12	1:46.116	22	1:46.140	9
29	26	racing one	DE	Omar Jackson	CA	Ramez Azzam	CA	Ferrari 296 GT3	PROAM	11	1:45.832	19	1:48.796	20	1:49.762	13	1:49.886	7	1:49.926	10
30	84	Altitude Racing by Greystone GT	GB	Andrew Gilbert	GB	Fran Rueda	ES	McLaren 720S GT3	PROAM	12	2:01.489	3	25:41.92	2						
31	007	Street-Art Racing	BE	Jahid Fazal-Karim	FR	Pascal Bachmann	CH	Aston Martin GT3 AMR MY2019	AM	10	2:13.076	2	2:15.640	3						





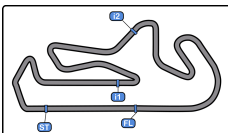
**Autodromo Int. do Algarve**  
**International GT Open**  
**Private test - 1**  
**Best 5 Top Speeds**



Autodromo do Algarve 4.653 m.

Cl	N°	Entrant/Team	Nat	Driver 1	Nat	Driver 2	Nat	Vehicle	Cat	Cl	Top 1		Top 2		Top 3		Top 4		Top 5		Avg	
											Km/h	Lap	Km/h	Lap	Km/h	Lap	Km/h	Lap	Km/h	Lap		
1	55	AF Corse	ITA	Laurent De Meeus	BEL	Jamie Stanley	GBR	Ferrari 488 GT3 MY 2020	PROAM	1	272.7	21	268.6	19	266.6	20	264.7	3	264.7	5	267.4	
2	23	Eastalent-Racing	AUT	Simon Reicher	AUT	Christopher Haase	DEU	Audi R8 LMS GT3 Evo II	PRO	1	270.6	21	269.3	8	269.3	22	268.6	20	267.9	3	269.1	
3	77	AlManar Racing by GetSpeed	OMN	Al Faisal Al Zubair	OMN	Fabian Schiller	DEU	Mercedes AMG GT3 2023	PRO	2	270.6	21	270.0	5	270.0	16	268.6	4	268.6	20	269.5	
4	88	AF Corse	ITA	Gino Forgione	CHE	Andrea Montermini	ITA	Ferrari 488 GT3 MY 2020	AM*	1	270.6	22	268.6	24	267.9	25	267.3	23	264.7	14	267.8	
5	61	AF Corse	ITA	Jean-Claude Saada	USA	Conrad Grunewald	USA	Ferrari 488 GT3 MY 2020	AM	2	270.0	4	268.6	5	268.6	7	268.6	10	267.9	6	268.7	
6	80	Liqui Moly Team Engstler	DEU	Luca Engstler	DEU	Dylan Yip	CN	Audi R8 LMS Evo II	PRO	3	269.3	7	266.6	16	265.3	4	264.7	6	264.7	15	266.1	
7	17	Team Motopark	DEU	Diego Menchaca	MEX	Marcos Siebert	ARG	Mercedes AMG GT3 2020	PRO	4	268.6	7	267.9	8	267.3	5	266.6	6	266.6	22	267.4	
8	27	AF Corse	ITA	Marco Pulcini	ITA	Eddie Cheever III	ITA	Ferrari 488 GT3 MY 2020	PROAM	2	268.6	16	267.3	24	265.3	22	264.7	21	264.7	23	266.1	
9	65	Team Motopark	DEU	Heiko Neumann	DEU	Timo Rumpfkeil	DEU	Mercedes AMG GT3 2020	AM	3	268.6	9	268.6	10	268.6	20	267.3	8	267.3	16	268.1	
10	11	Kessel Racing	CHE	Frédéric Jousset	FRA	David Fumanelli	ITA	Ferrari 488 GT3 EVO	PROAM	3	267.9	16	267.9	24	267.3	4	267.3	5	267.3	11	267.5	
11	51	AF Corse	ITA	Nicola Marinangeli	ITA	Riccardo Agostini	ITA	Ferrari 488 GT3 MY 2020	PRO	5	267.9	24	267.3	3	266.6	9	266.6	21	266.6	23	267.0	
12	99	Lionspeed GP	DEU	Patrick Kolb	DEU	Richard Lietz	AUT	Porsche 991.2 GT3 R	PRO	6	267.9	12	267.3	11	265.3	14	265.3	16	264.7	7	266.1	
13	54	CBRX by SPS	DEU	Dexter Müller	CHE	Yannick Mettler	CHE	Mercedes AMG GT3	PROAM	4	267.3	4	267.3	23	267.3	24	267.3	25	266.6	11	267.1	
14	911	GetSpeed	DEU	Axel Blom	FIN	Steve Jans	LUX	Mercedes AMG GT3 2023	PROAM	5	266.6	15	266.0	7	266.0	17	266.0	18	266.0	28	266.1	
15	5	Olimp Racing	POL	Stanislaw Jedliński	POL	Krystian Korzeniowski	ITA	Ferrari 488 GT3 MY 2021	AM	4	266.0	3	265.3	5	264.0	6	264.0	7	262.7	4	264.4	
16	38	Kessel Racing	CHE	Nicolò Rosi	CHE	Niccolò Schirò	ITA	Ferrari 488 GT3 EVO	PROAM	6	266.0	6	265.3	4	265.3	5	259.6	3	259.6	16	263.1	
17	8	Il Barone Rampante	ITA	Giuseppe Cipriani	ITA			Lamborghini Huracan GT3 EVO	AM	5	265.3	12	265.3	22	264.7	23	264.0	9	263.4	8	264.5	
18	69	Optimum Motorsport	GBR	Samuel De Haan	GBR	Charlie Fagg	GBR	McLaren 720S GT3	PRO	7	265.3	6	265.3	19	265.3	20	264.7	18	264.0	5	264.9	
19	91	Team Baron Motorsport	AUT	Ernst Kirchmayr	AUT	Philipp Baron	AUT	Ferrari 488 GT3 Evo	AM	6	265.3	23	264.0	2	263.4	3	263.4	4	261.5	13	263.5	
20	786	GetSpeed	DEU	Kiki Sak Nana	THA	Adam Osieka	DEU	Mercedes AMG GT3 2023	AM	7	265.3	22	264.7	10	264.7	23	264.0	6	264.0	13	264.5	
21	10	racing one	DEU	Stefan Aust	DEU	Jacob Schell	DEU	Ferrari 488 GT3 2020	AM	8	264.7	12	263.4	27	262.7	11	262.7	26	262.7	28	263.2	
22	19	Oregon Team	ITA	Pietro Perolini	ITA	Daan Arrow	NLD	Lamborghini Huracan GT3 EVO2	PRO	8	263.4	27	263.4	28	263.4	29	261.5	24	260.8	13	262.5	
23	25	AF Corse	ITA	Alessandro Cozzi	ITA	Giorgio Sernagiotto	ITA	Ferrari 488 GT3 MY 2020	AM	9	262.7	7	262.7	8	262.7	20	262.1	4	262.1	18	262.5	
24	26	racing one	DEU	Omar Jackson	GBR	Ramez Azzam	CAN	Ferrari 296 GT3	PROAM	7	262.7	19	262.7	20	257.7	21	257.1	14	255.9	8	259.2	
25	63	Oregon Team	ITA	Pierre Louis Chovet	FRA	Maximilian Paul	DEU	Lamborghini Huracan GT3 EVO2	PRO	9	260.8	27	260.8	28	258.9	16	258.3	13	257.7	15	259.3	
26	777	Olimp Racing	POL	Marcin Jedliński	POL	Karol Basz	POL	Mercedes AMG GT3 2020	PROAM	8	260.8	8	260.8	19	260.2	6	259.6	21	258.9	5	260.1	
27	32	Bonaldi Motorsport	ITA	Martin Kodrić	HRV	Sandro Mur	HRV	Lamborghini Huracan GT3 EVO2	PROAM	9	260.2	5	260.2	6	260.2	15	259.6	8	259.6	9	259.9	
28	33	Bonaldi Motorsport	ITA	Miloš Pavlović	SER	Sanporn Jao-Javanil	THA	Lamborghini Huracan GT3 EVO2	PROAM	10	259.6	6	258.9	23	257.7	17	257.1	16	256.5	14	258.0	
29	66	Greystone GT	GBR	Stewart Proctor	GBR	Lewis Proctor	GBR	McLaren 720S GT3	PROAM	11	259.6	5	258.9	4	258.9	11	257.7	3	257.7	6	258.6	
30	84	Altitude Racing by Greystone GT	GBR	Andrew Gilbert	GBR	Fran Rueda	ESP	McLaren 720S GT3	PROAM	12	237.8	3									237.8	
31	007	Street-Art Racing	BEL	Jahid Fazal-Karim	FRA	Pascal Bachmann	CHE	Aston Martin GT3 AMR MY2019	AM	10	177.9	2	142.1	3								160.0





Autodromo Int. do Algarve

International GT Open

Private test - 1

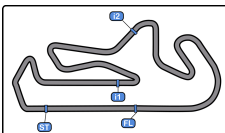
Fastest Laps Sequence

Autodromo do Algarve 4.653 m.



Lap	Time of Day	Session Time	Nº Entrant/Team	Nat	Driver 1	Nat	Driver 2	Nat	Vehicle	Cat	Time	Km/h
2	11:23:55.121	3:55.121	19 Oregon Team	ITA	Pietro Perolini	ITA	Daan Arrow	NLD	Lamborghini Huracan GT3 EVO2	PRO	1:50.281	151.8
2	11:24:05.490	4:05.490	91 Team Baron Motorsport	AUT	Ernst Kirchmayr	AUT	Philipp Baron	AUT	Ferrari 488 GT3 Evo	AM	1:44.979	159.5
3	11:25:49.700	5:49.700	91 Team Baron Motorsport	AUT	Ernst Kirchmayr	AUT	Philipp Baron	AUT	Ferrari 488 GT3 Evo	AM	1:44.210	160.7
3	11:25:53.563	5:53.563	77 AlManar Racing by GetSpeed	QMN	Al Faisal Al Zubair	QMN	Fabian Schiller	DEU	Mercedes AMG GT3 2023	PRO	1:42.841	162.8
3	11:27:02.570	7:02.570	11 Kessel Racing	CHE	Frédéric Jousset	FRN	David Fumanelli	ITA	Ferrari 488 GT3 EVO	PROAM	1:42.543	163.3
4	11:28:44.651	8:44.651	11 Kessel Racing	CHE	Frédéric Jousset	FRN	David Fumanelli	ITA	Ferrari 488 GT3 EVO	PROAM	1:42.081	164.0





Autodromo Int. do Algarve

International GT Open

Private test - 1

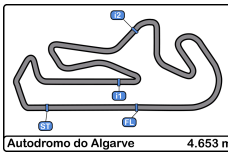
Event Best Maximum Speed

Autodromo do Algarve 4.653 m.



Nº	Entrant/Team	Nat	Driver 1	Nat	Driver 2	Nat	Vehicle	Cat	Km/h	Session
55	AF Corse	ITA	Laurent De Meeus	BEL	Jamie Stanley	GBR	Ferrari 488 GT3 MY 2020	PROAM	272.7	Private test - 1
88	AF Corse	ITA	Gino Forgiione	CHE	Andrea Montermini	ITA	Ferrari 488 GT3 MY 2020	AM*	270.6	Private test - 1
23	Eastalent-Racing	AUT	Simon Reicher	AUT	Christopher Haase	DEU	Audi R8 LMS GT3 Evo II	PRO	270.6	Private test - 1
77	AlManar Racing by GetSpeed	QAT	Al Faisal Al Zubair	QAT	Fabian Schiller	DEU	Mercedes AMG GT3 2023	PRO	270.6	Private test - 1
61	AF Corse	ITA	Jean-Claude Saada	USA	Conrad Grunewald	USA	Ferrari 488 GT3 MY 2020	AM	270.0	Private test - 1
80	Liqui Moly Team Engstler	DEU	Luca Engstler	DEU	Dylan Yip	CHN	Audi R8 LMS Evo II	PRO	269.3	Private test - 1
17	Team Motopark	DEU	Diego Menchaca	MEX	Marcos Siebert	ARG	Mercedes AMG GT3 2020	PRO	268.6	Private test - 1
27	AF Corse	ITA	Marco Pulcini	ITA	Eddie Cheever III	ITA	Ferrari 488 GT3 MY 2020	PROAM	268.6	Private test - 1
65	Team Motopark	DEU	Heiko Neumann	DEU	Timo Rumpfkeil	DEU	Mercedes AMG GT3 2020	AM	268.6	Private test - 1
99	Lionspeed GP	DEU	Patrick Kolb	AUT	Richard Lietz	AUT	Porsche 991.2 GT3 R	PRO	267.9	Private test - 1
11	Kessel Racing	CHE	Frédéric Jousset	FRA	David Fumanelli	ITA	Ferrari 488 GT3 EVO	PROAM	267.9	Private test - 1
51	AF Corse	ITA	Nicola Marinangeli	ITA	Riccardo Agostini	ITA	Ferrari 488 GT3 MY 2020	PRO	267.9	Private test - 1
54	CBRX by SPS	DEU	Dexter Müller	CHE	Yannick Mettler	CHE	Mercedes AMG GT3	PROAM	267.3	Private test - 1
911	GetSpeed	DEU	Axel Blom	FIN	Steve Jans	LUX	Mercedes AMG GT3 2023	PROAM	266.6	Private test - 1
5	Olimp Racing	POL	Stanislaw Jedliński	POL	Krystian Korzeniowski	POL	Ferrari 488 GT3 MY 2021	AM	266.0	Private test - 1
38	Kessel Racing	CHE	Nicolò Rosi	CHE	Niccolò Schirò	ITA	Ferrari 488 GT3 EVO	PROAM	266.0	Private test - 1
786	GetSpeed	DEU	Kiki Sak Nana	THA	Adam Osieka	DEU	Mercedes AMG GT3 2023	AM	265.3	Private test - 1
8	Il Barone Rampante	ITA	Giuseppe Cipriani	ITA			Lamborghini Huracan GT3 EVO	AM	265.3	Private test - 1
69	Optimum Motorsport	GBR	Samuel De Haan	GBR	Charlie Fagg	GBR	McLaren 720S GT3	PRO	265.3	Private test - 1
91	Team Baron Motorsport	AUT	Ernst Kirchmayr	AUT	Philipp Baron	AUT	Ferrari 488 GT3 Evo	AM	265.3	Private test - 1
10	racing one	DEU	Stefan Aust	DEU	Jacob Schell	DEU	Ferrari 488 GT3 2020	AM	264.7	Private test - 1
19	Oregon Team	ITA	Pietro Perolini	ITA	Daan Arrow	NLD	Lamborghini Huracan GT3 EVO2	PRO	263.4	Private test - 1
25	AF Corse	ITA	Alessandro Cozzi	ITA	Giorgio Sernagiotto	ITA	Ferrari 488 GT3 MY 2020	AM	262.7	Private test - 1
26	racing one	DEU	Omar Jackson	GBR	Ramez Azzam	CAN	Ferrari 296 GT3	PROAM	262.7	Private test - 1
63	Oregon Team	ITA	Pierre Louis Chovet	FRA	Maximilian Paul	DEU	Lamborghini Huracan GT3 EVO2	PRO	260.8	Private test - 1
777	Olimp Racing	POL	Marcin Jedliński	POL	Karol Basz	POL	Mercedes AMG GT3 2020	PROAM	260.8	Private test - 1
32	Bonaldi Motorsport	ITA	Martin Kodrić	HRV	Sandro Mur	HRV	Lamborghini Huracan GT3 EVO2	PROAM	260.2	Private test - 1
33	Bonaldi Motorsport	ITA	Miloš Pavlović	SRB	Sanporn Jao-Javanil	THA	Lamborghini Huracan GT3 EVO2	PROAM	259.6	Private test - 1
66	Greystone GT	GBR	Stewart Proctor	GBR	Lewis Proctor	GBR	McLaren 720S GT3	PROAM	259.6	Private test - 1
84	Altitude Racing by Greystone GT	GBR	Andrew Gilbert	GBR	Fran Rueda	ESP	McLaren 720S GT3	PROAM	237.8	Private test - 1
007	Street-Art Racing	BEL	Jahid Fazal-Karim	FRA	Pascal Bachmann	CHE	Aston Martin GT3 AMR MY2019	AM	177.9	Private test - 1





**Autodromo Int. do Algarve**  
**International GT Open**  
**Private test - 1**  
**Pit Stop Analysis**



**5** Stanislaw Jedliński Ferrari 488 GT3 MY 2021  
AM Krystian Korzeniowski Olimp Racing

Nº	In Day Time	In Time	Out Time	Pit Time	T. Pit Time	Handicap	Diff.
1	11:23:46.583	11:23:46.583	11:25:57.453	2:10.870	2:10.870		
2	11:36:32.056	11:36:32.056	12:00:30.461	23:58.405	26:09.275		
3	12:04:04.532	12:04:04.532	12:14:31.707	10:27.175	36:36.450		

**8** Giuseppe Cipriani Lamborghini Huracan GT3 EVO  
AM Il Barone Rampante

Nº	In Day Time	In Time	Out Time	Pit Time	T. Pit Time	Handicap	Diff.
1	11:30:14.799	11:30:14.799	11:35:45.954	5:31.155	5:31.155		
2	11:55:30.150	11:55:30.150	12:00:27.309	4:57.159	10:28.314		
3	12:09:49.946	12:09:49.946	12:14:00.438	4:10.492	14:38.806		

**10** Stefan Aust Ferrari 488 GT3 2020  
AM Jacob Schell racing one

Nº	In Day Time	In Time	Out Time	Pit Time	T. Pit Time	Handicap	Diff.
1	11:30:49.824	11:30:49.824	11:32:39.111	1:49.287	1:49.287		
2	11:48:41.357	11:48:41.357	11:50:33.376	1:52.019	3:41.306		
3	12:08:56.394	12:08:56.394	12:14:15.396	5:19.002	9:00.308		

**11** Frédéric Jousset Ferrari 488 GT3 EVO  
PROAM David Fumanelli Kessel Racing

Nº	In Day Time	In Time	Out Time	Pit Time	T. Pit Time	Handicap	Diff.
1	11:30:39.118	11:30:39.118	11:33:04.740	2:25.622	2:25.622		
2	11:36:39.706	11:36:39.706	11:38:03.355	1:23.649	3:49.271		
3	11:53:42.552	11:53:42.552	11:57:44.380	4:01.828	7:51.099		
4	12:01:15.640	12:01:15.640	12:02:45.293	1:29.653	9:20.752		
5	12:08:02.211	12:08:02.211	12:13:58.788	5:56.577	15:17.329		

**17** Diego Menchaca Mercedes AMG GT3 2020  
PRO Marcos Siebert Team Motopark

Nº	In Day Time	In Time	Out Time	Pit Time	T. Pit Time	Handicap	Diff.
1	11:39:05.648	11:39:05.648	11:40:21.634	1:15.986	1:15.986		
2	11:42:06.749	11:42:06.749	11:51:48.513	9:41.764	10:57.750		
3	12:05:44.518	12:05:44.518	12:16:33.551	10:49.033	21:46.783		

**19** Pietro Perolini Lamborghini Huracan GT3 EVO2  
PRO Daan Arrow Oregon Team

Nº	In Day Time	In Time	Out Time	Pit Time	T. Pit Time	Handicap	Diff.
1	11:25:46.699	11:25:46.699	11:27:52.842	2:06.143	2:06.143		
2	11:49:05.194	11:49:05.194	11:50:14.324	1:09.130	3:15.273		
3	11:59:02.793	11:59:02.793	12:00:31.397	1:28.604	4:43.877		
4	12:07:37.222	12:07:37.222	12:14:28.036	6:50.814	11:34.691		

**23** Simon Reicher Audi R8 LMS GT3 Evo II  
PRO Christopher Haase Eastalent-Racing

Nº	In Day Time	In Time	Out Time	Pit Time	T. Pit Time	Handicap	Diff.
1	11:24:03.709	11:24:03.709	11:26:26.909	2:23.200	2:23.200		
2	11:31:45.805	11:31:45.805	11:36:47.549	5:01.744	7:24.944		
3	11:43:43.793	11:43:43.793	11:45:15.962	1:32.169	8:57.113		
4	11:59:43.978	11:59:43.978	12:04:36.235	4:52.257	13:49.370		
5	12:08:17.007	12:08:17.007	12:13:52.701	5:35.694	19:25.064		

**25** Alessandro Cozzi Ferrari 488 GT3 MY 2020  
AM Giorgio Sernagiotto AF Corse

Nº	In Day Time	In Time	Out Time	Pit Time	T. Pit Time	Handicap	Diff.
1	11:33:13.727	11:33:13.727	11:38:18.377	5:04.650	5:04.650		
2	11:45:36.535	11:45:36.535	11:51:47.427	6:10.892	11:15.542		
3	12:04:29.568	12:04:29.568	12:14:04.327	9:34.759	20:50.301		

**26** Omar Jackson Ferrari 296 GT3  
PROAM Ramez Azzam racing one

Nº	In Day Time	In Time	Out Time	Pit Time	T. Pit Time	Handicap	Diff.
1	11:31:21.315	11:31:21.315	11:37:18.889	5:57.574	5:57.574		
2	11:56:13.356	11:56:13.356	12:00:57.358	4:44.002	10:41.576		
3	12:03:00.840	12:03:00.840	12:04:40.038	1:39.198	12:20.774		
4	12:08:26.950	12:08:26.950	12:16:09.162	7:42.212	20:02.986		

**27** Marco Pulcini Ferrari 488 GT3 MY 2020  
PROAM Eddie Cheever III AF Corse

Nº	In Day Time	In Time	Out Time	Pit Time	T. Pit Time	Handicap	Diff.
1	11:32:58.701	11:32:58.701	11:37:04.885	4:06.184	4:06.184		
2	11:52:57.516	11:52:57.516	11:56:05.500	3:07.984	7:14.168		
3	12:04:50.501	12:04:50.501	12:13:46.811	8:56.310	16:10.478		

**32** Martin Kodrić Lamborghini Huracan GT3 EVO2  
PROAM Sandro Mur Bonaldi Motorsport

Nº	In Day Time	In Time	Out Time	Pit Time	T. Pit Time	Handicap	Diff.
1	11:26:52.664	11:26:52.664	11:28:42.019	1:49.355	1:49.355		
2	11:41:01.195	11:41:01.195	11:44:50.321	3:49.126	5:38.481		
3	12:01:05.287	12:01:05.287	12:05:05.137	3:59.850	9:38.331		
4	12:09:33.525	12:09:33.525	12:14:23.220	4:49.695	14:28.026		

**33** Miloš Pavlović Lamborghini Huracan GT3 EVO2  
PROAM Sanporn Jao-Javanil Bonaldi Motorsport

Nº	In Day Time	In Time	Out Time	Pit Time	T. Pit Time	Handicap	Diff.
1	11:32:42.108	11:32:42.108	11:34:51.449	2:09.341	2:09.341		
2	11:46:16.349	11:46:16.349	11:49:34.691	3:18.342	5:27.683		
3	12:00:12.792	12:00:12.792	12:04:45.514	4:32.722	10:00.405		
4	12:08:45.009	12:08:45.009	12:13:33.167	4:48.158	14:48.563		

**38** Nicolò Rosi Ferrari 488 GT3 EVO  
PROAM Niccolò Schirò Kessel Racing

Nº	In Day Time	In Time	Out Time	Pit Time	T. Pit Time	Handicap	Diff.
1	11:24:40.375	11:24:40.375	11:25:52.292	1:11.917	1:11.917		
2	11:34:54.537	11:34:54.537	11:51:23.656	16:29.119	17:41.036		
3	11:53:28.184	11:53:28.184	11:56:23.647	2:55.463	20:36.499		
4	12:07:35.428	12:07:35.428	12:13:57.871	6:22.443	26:58.942		

**51** Nicola Marinangeli Ferrari 488 GT3 MY 2020  
PRO Riccardo Agostini AF Corse

Nº	In Day Time	In Time	Out Time	Pit Time	T. Pit Time	Handicap	Diff.
1	11:25:15.027	11:25:15.027	11:26:34.573	1:19.546	1:19.546		
2	11:35:27.972	11:35:27.972	11:39:37.766	4:09.794	5:29.340		
3	11:50:09.752	11:50:09.752	11:52:02.102	1:52.350	7:21.690		
4	12:04:42.125	12:04:42.125	12:13:55.088	9:12.963	16:34.653		

**54** Dexter Müller Mercedes AMG GT3  
PROAM Yannick Mettler CBRX by SPS

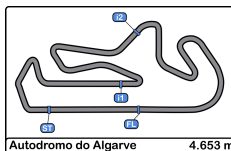
Nº	In Day Time	In Time	Out Time	Pit Time	T. Pit Time	Handicap	Diff.
1	11:30:18.477	11:30:18.477	11:33:36.639	3:18.162	3:18.162		
2	11:44:03.626	11:44:03.626	11:47:16.594	3:12.968	6:31.130		
3	11:59:49.848	11:59:49.848	12:00:18.605	28.757	6:59.887		
4	12:02:07.010	12:02:07.010	12:05:34.597	3:27.587	10:27.474		
5	12:09:44.690	12:09:44.690	12:14:12.733	4:28.043	14:55.517		

**55** Laurent De Meeus Ferrari 488 GT3 MY 2020  
PROAM Jamie Stanley AF Corse

Nº	In Day Time	In Time	Out Time	Pit Time	T. Pit Time	Handicap	Diff.
1	11:36:05.786	11:36:05.786	11:44:03.275	7:57.489	7:57.489		
2	11:58:59.791	11:58:59.791	12:13:28.964	14:29.173	22:26.662		







**Autodromo Int. do Algarve**  
**International GT Open**  
**Private test - 1**  
**Pit Stop Analysis**



**61** Jean-Claude Saada Ferrari 488 GT3 MY 2020

AM Conrad Grunewald AF Corse

Nº	In Day Time	In Time	Out Time	Pit Time	T. Pit Time	Handicap	Diff.
1	11:26:29.876	11:26:29.876	11:27:34.878	1:05.002	1:05.002		
2	11:43:08.290	11:43:08.290	11:48:37.582	5:29.292	6:34.294		

**63** Pierre Louis Chovet Lamborghini Huracan GT3 EVO2

PRO Maximilian Paul Oregon Team

Nº	In Day Time	In Time	Out Time	Pit Time	T. Pit Time	Handicap	Diff.
1	11:26:21.471	11:26:21.471	11:27:37.911	1:16.440	1:16.440		
2	11:40:02.011	11:40:02.011	11:43:04.097	3:02.086	4:18.526		
3	11:53:31.209	11:53:31.209	11:54:46.301	1:15.092	5:33.618		
4	12:09:41.488	12:09:41.488	12:13:51.390	4:09.902	9:43.520		

**66** Stewart Proctor McLaren 720S GT3

PROAM Lewis Proctor Greystone GT

Nº	In Day Time	In Time	Out Time	Pit Time	T. Pit Time	Handicap	Diff.
1	11:26:45.722	11:26:45.722	11:28:18.293	1:32.571	1:32.571		
2	11:37:04.253	11:37:04.253	11:42:14.555	5:10.302	6:42.873		
3	11:51:03.894	11:51:03.894	11:53:31.482	2:27.588	9:10.461		
4	12:08:31.926	12:08:31.926	12:14:08.245	5:36.319	14:46.780		

**69** Samuel De Haan McLaren 720S GT3

PRO Charlie Fagg Optimum Motorsport

Nº	In Day Time	In Time	Out Time	Pit Time	T. Pit Time	Handicap	Diff.
1	11:32:18.764	11:32:18.764	11:46:35.042	14:16.278	14:16.278		
2	11:56:14.781	11:56:14.781	11:59:07.219	2:52.438	17:08.716		
3	12:07:58.415	12:07:58.415	12:13:49.151	5:50.736	22:59.452		

**77** Al Faisal Al Zubair Mercedes AMG GT3 2023

PRO Fabian Schiller AIManar Racing by GetSpeed

Nº	In Day Time	In Time	Out Time	Pit Time	T. Pit Time	Handicap	Diff.
1	11:31:26.418	11:31:26.418	11:34:01.569	2:35.151	2:35.151		
2	11:53:37.115	11:53:37.115	11:57:08.658	3:31.543	6:06.694		
3	12:01:38.010	12:01:38.010	12:18:11.339	16:33.329	22:40.023		

**80** Luca Engstler Audi R8 LMS Evo II

PRO Dylan Yip Liqui Moly Team Engstler

Nº	In Day Time	In Time	Out Time	Pit Time	T. Pit Time	Handicap	Diff.
1	11:37:14.393	11:37:14.393	11:41:55.083	4:40.690	4:40.690		
2	11:57:39.327	11:57:39.327	12:03:15.996	5:36.669	10:17.359		
3	12:09:39.977	12:09:39.977	12:14:09.908	4:29.931	14:47.290		

**84** Andrew Gilbert McLaren 720S GT3

PROAM Fran Rueda Altitude Racing by Greystone GT

Nº	In Day Time	In Time	Out Time	Pit Time	T. Pit Time	Handicap	Diff.
1	11:23:43.597	11:23:43.597	11:47:41.202	23:57.605	23:57.605		

**88** Gino Forgione Ferrari 488 GT3 MY 2020

AM\* Andrea Montermini AF Corse

Nº	In Day Time	In Time	Out Time	Pit Time	T. Pit Time	Handicap	Diff.
1	11:35:40.370	11:35:40.370	11:41:03.340	5:22.970	5:22.970		
2	11:55:33.360	11:55:33.360	12:01:02.619	5:29.259	10:52.229		
3	12:10:07.325	12:10:07.325	12:13:43.410	3:36.085	14:28.314		

**91** Ernst Kirchmayr Ferrari 488 GT3 Evo

AM Philipp Baron Team Baron Motorsport

Nº	In Day Time	In Time	Out Time	Pit Time	T. Pit Time	Handicap	Diff.
1	11:29:29.868	11:29:29.868	11:35:12.514	5:42.646	5:42.646		
2	11:47:08.010	11:47:08.010	11:49:07.614	1:59.604	7:42.250		
3	12:00:16.244	12:00:16.244	12:03:03.097	2:46.853	10:29.103		
4	12:08:40.519	12:08:40.519	12:14:45.227	6:04.708	16:33.811		
5	12:16:37.481	12:16:37.481	12:17:59.158	1:21.677	17:55.488		

**99** Patrick Kolb Porsche 991.2 GT3 R

PRO Richard Lietz Lionspeed GP

Nº	In Day Time	In Time	Out Time	Pit Time	T. Pit Time	Handicap	Diff.
1	11:37:25.098	11:37:25.098	11:38:49.198	1:24.100	1:24.100		
2	11:52:51.098	11:52:51.098	11:57:47.982	4:56.884	6:20.984		
3	12:13:20.985	12:13:20.985	12:16:37.637	3:16.652	9:37.636		

**777** Marcin Jedliński Mercedes AMG GT3 2020

PROAM Karol Basz Olimp Racing

Nº	In Day Time	In Time	Out Time	Pit Time	T. Pit Time	Handicap	Diff.
1	11:24:49.256	11:24:49.256	11:32:26.813	7:37.557	7:37.557		
2	11:41:08.577	11:41:08.577	11:42:55.766	1:47.189	9:24.746		
3	11:49:56.564	11:49:56.564	11:56:19.132	6:22.568	15:47.314		
4	12:07:30.957	12:07:30.957	12:14:26.097	6:55.140	22:42.454		

**786** Kiki Sak Nana Mercedes AMG GT3 2023

AM Adam Osieka GetSpeed

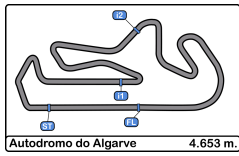
Nº	In Day Time	In Time	Out Time	Pit Time	T. Pit Time	Handicap	Diff.
1	11:23:40.229	11:23:40.229	11:26:44.271	3:04.042	3:04.042		
2	11:28:34.944	11:28:34.944	11:29:07.785	32.841	3:36.883		
3	11:38:04.451	11:38:04.451	11:39:54.591	1:50.140	5:27.023		
4	11:50:36.525	11:50:36.525	11:54:12.728	3:36.203	9:03.226		
5	12:01:39.407	12:01:39.407	12:05:11.441	3:32.034	12:35.260		
6	12:09:35.858	12:09:35.858	12:13:34.292	3:58.434	16:33.694		

**911** Axel Blom Mercedes AMG GT3 2023

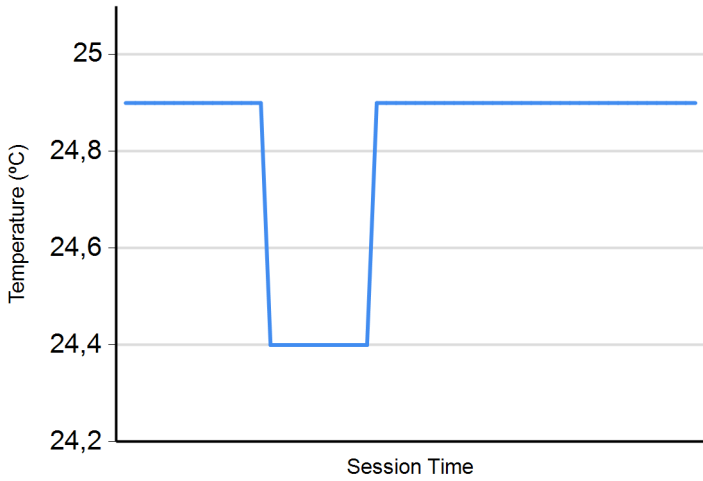
PROAM Steve Jans GetSpeed

Nº	In Day Time	In Time	Out Time	Pit Time	T. Pit Time	Handicap	Diff.
1	11:40:15.668	11:40:15.668	11:43:38.762	3:23.094	3:23.094		
2	12:03:06.335	12:03:06.335	12:05:25.405	2:19.070	5:42.164		
3	12:09:43.054	12:09:43.054	12:13:36.529	3:53.475	9:35.639		

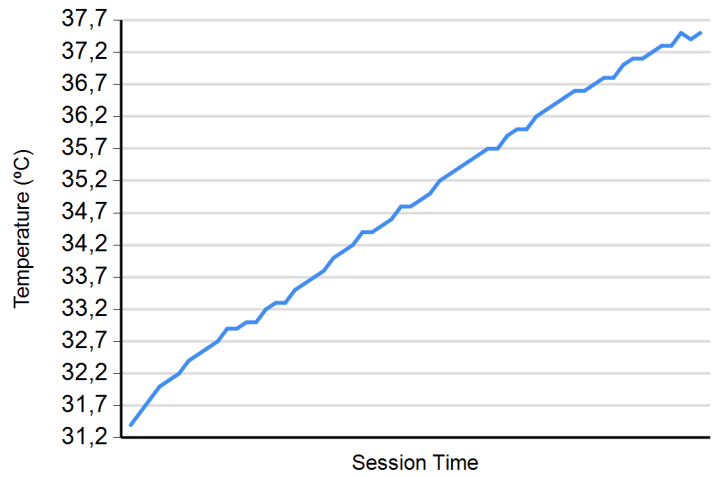




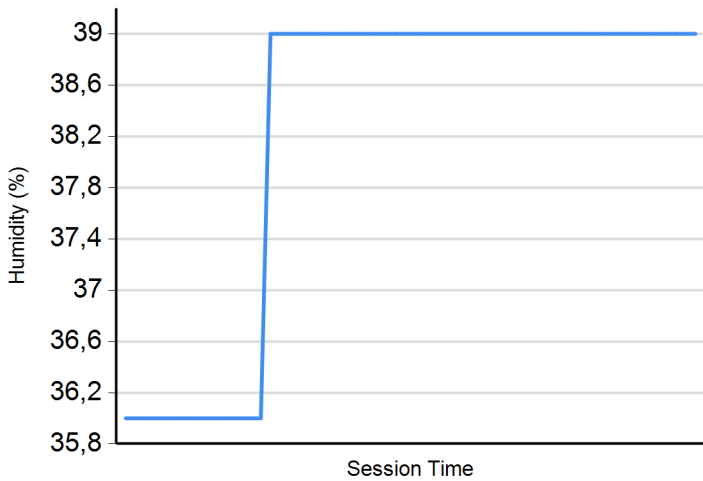
**Air Temperature**



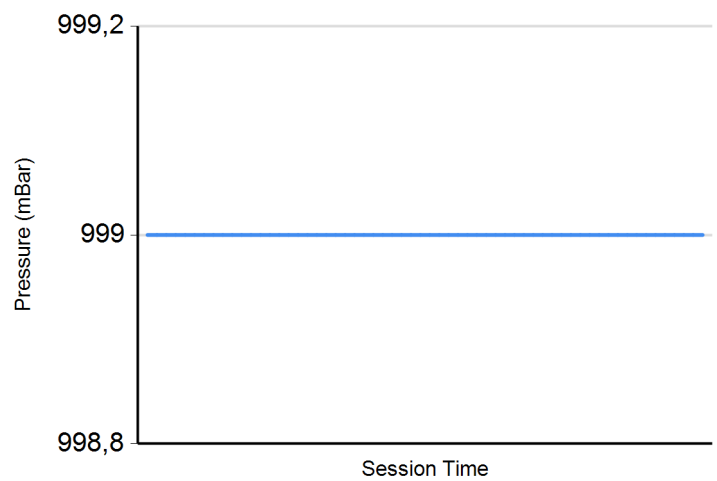
**Track Temperature**



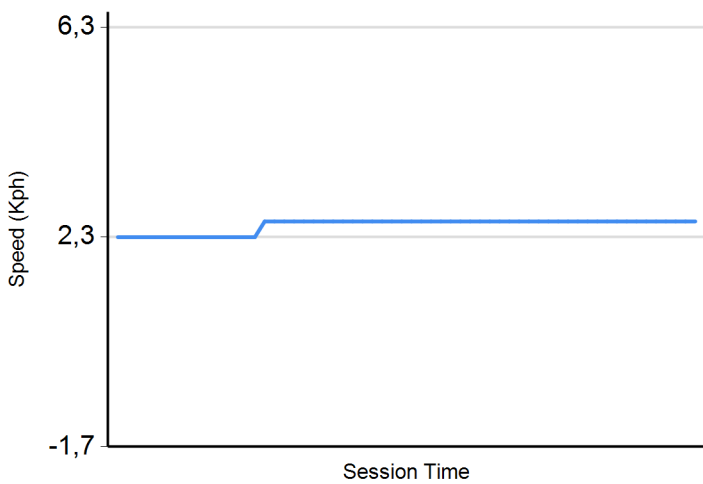
**Humidity**



**Pressure**



**Wind Speed**



**Wind direction**

North = 0°/360° Est = 90° South = 180° West = 270°

