

**Autodromo Int. do Algarve**  
**International GT Open**  
**Private test - 2**  
**Provisional Results**




Cls	Nº	Entrant/Team	Nat	Driver 1	Nat	Driver 2	Nat	Vehicle	Cat	Cls	Laps	Best	Time	Gap	Interval	Km/h
1	17	Team Motopark	DEU	Diego Menchaca	MEX	Marcos Siebert	ARG	Mercedes AMG GT3 2020	PRO	1	19	10	1:41.916			164.3
2	20	SPS Automotive Performance	DEU	Reece Barr	ITA	Mikaeel Pitamber	ZAF	Mercedes AMG GT3	PRO	2	26	10	1:42.311	0.395	0.395	163.7
3	77	AlManar Racing by GetSpeed	QAT	Al Faisal Al Zubair	QAT	Fabian Schiller	DEU	Mercedes AMG GT3 2023	PRO	3	25	12	1:42.318	0.402	0.007	163.7
4	65	Team Motopark	DEU	Heiko Neumann	DEU	Timo Rumpfkeil	DEU	Mercedes AMG GT3 2020	AM	1	25	24	1:42.596	0.680	0.278	163.2
5	66	Greystone GT	GBR	Stewart Proctor	GBR	Lewis Proctor	GBR	McLaren 720S GT3	PROAM	1	24	13	1:42.633	0.717	0.037	163.2
6	54	CBRX by SPS	DEU	Dexter Müller	CHE	Yannick Mettler	CHE	Mercedes AMG GT3	PROAM	2	27	25	1:42.671	0.755	0.038	163.1
7	19	Oregon Team	ITA	Pietro Perolini	ITA	Daan Arrow	NLD	Lamborghini Huracan GT3 EVO2	PRO	4	27	24	1:42.776	0.860	0.105	162.9
8	69	Optimum Motorsport	GBR	Samuel De Haan	GBR	Charlie Fagg	GBR	McLaren 720S GT3	PRO	5	24	23	1:42.838	0.922	0.062	162.8
9	23	Eastalent-Racing	AUT	Simon Reicher	AUT	Christopher Haase	DEU	Audi R8 LMS GT3 Evo II	PRO	6	22	20	1:42.920	1.004	0.082	162.7
10	38	Kessel Racing	CHE	Nicolò Rosi	CHE	Niccolò Schirò	ITA	Ferrari 488 GT3 EVO	PROAM	3	27	3	1:42.970	1.054	0.050	162.6
11	91	Team Baron Motorsport	AUT	Ernst Kirchmayr	AUT	Philipp Baron	ITA	Ferrari 488 GT3 Evo	AM	2	24	3	1:43.073	1.157	0.103	162.5
12	61	AF Corse	ITA	Jean-Claude Saada	USA	Conrad Grunewald	USA	Ferrari 488 GT3 MY 2020	AM	3	26	6	1:43.086	1.170	0.013	162.4
13	63	Oregon Team	ITA	Pierre Louis Chovet	FRA	Maximilian Paul	DEU	Lamborghini Huracan GT3 EVO2	PRO	7	26	24	1:43.086	1.170	0.000	162.4
14	32	Bonaldi Motorsport	ITA	Martin Kodrić	HRV	Sandro Mur	HRV	Lamborghini Huracan GT3 EVO2	PROAM	4	22	19	1:43.113	1.197	0.027	162.4
15	51	AF Corse	ITA	Nicola Marinangeli	ITA	Riccardo Agostini	ITA	Ferrari 488 GT3 MY 2020	PRO	8	23	22	1:43.120	1.204	0.007	162.4
16	777	Olimp Racing	POL	Marcin Jedliński	POL	Karol Basz	POL	Mercedes AMG GT3 2020	PROAM	5	22	3	1:43.162	1.246	0.042	162.3
17	22	Team GT	DEU	Alain Valente	CHE	Florian Scholze	DEU	Mercedes AMG GT3 EVO - 2021	PROAM	6	26	12	1:43.174	1.258	0.012	162.3
18	80	Liqui Moly Team Engstler	DEU	Luca Engstler	DEU	Dylan Yip	CHN	Audi R8 LMS Evo II	PRO	9	24	11	1:43.268	1.352	0.094	162.2
19	55	AF Corse	ITA	Laurent De Meeus	BEL	Jamie Stanley	GBR	Ferrari 488 GT3 MY 2020	PROAM	7	22	20	1:43.361	1.445	0.093	162.0
20	25	AF Corse	ITA	Alessandro Cozzi	ITA	Giorgio Sernagiotto	ITA	Ferrari 488 GT3 MY 2020	AM	4	25	21	1:43.383	1.467	0.022	162.0
21	99	Lionspeed GP	DEU	Patrick Kolb	DEU	Richard Lietz	AUT	Porsche 991.2 GT3 R	PRO	10	23	17	1:43.473	1.557	0.090	161.8
22	88	AF Corse	ITA	Gino Forgione	CHE	Andrea Montermini	ITA	Ferrari 488 GT3 MY 2020	AM*	5	23	19	1:43.475	1.559	0.002	161.8
23	11	Kessel Racing	CHE	Frédéric Jousset	FRA	David Fumanelli	ITA	Ferrari 488 GT3 EVO	PROAM	8	24	2	1:43.827	1.911	0.352	161.3
24	8	Il Barone Rampante	ITA	Giuseppe Cipriani	ITA			Lamborghini Huracan GT3 EVO	AM	6	24	20	1:43.855	1.939	0.028	161.2
25	5	Olimp Racing	POL	Stanislaw Jedliński	POL	Krystian Korzeniowski	POL	Ferrari 488 GT3 MY 2021	AM	7	19	4	1:44.028	2.112	0.173	161.0
26	26	racing one	DEU	Omar Jackson	GBR	Ramez Azzam	CAN	Ferrari 296 GT3	PROAM	9	25	12	1:44.035	2.119	0.007	161.0
27	911	GetSpeed	DEU	Axel Blom	FRA	Steve Jans	LUX	Mercedes AMG GT3 2023	PROAM	10	26	23	1:44.043	2.127	0.008	160.9
28	84	Altitude Racing by Greystone GT	GBR	Andrew Gilbert	GBR	Fran Rueda	ESP	McLaren 720S GT3	PROAM	11	22	21	1:44.186	2.270	0.143	160.7
29	27	AF Corse	ITA	Marco Pulcini	ITA	Eddie Cheever III	ITA	Ferrari 488 GT3 MY 2020	PROAM	12	12	7	1:44.355	2.439	0.169	160.5
30	33	Bonaldi Motorsport	ITA	Miloš Pavlović	SRB	Sanporn Jao-Javanil	THA	Lamborghini Huracan GT3 EVO2	PROAM	13	25	12	1:44.668	2.752	0.313	160.0
31	10	racing one	DEU	Stefan Aust	DEU	Jacob Schell	DEU	Ferrari 488 GT3 2020	AM	8	25	21	1:45.295	3.379	0.627	159.0
32	786	GetSpeed	DEU	Kiki Sak Nana	THA	Adam Osieka	DEU	Mercedes AMG GT3 2023	AM	9	13	10	1:47.539	5.623	2.244	155.7
33	007	Street-Art Racing	BEL	Jahid Fazal-Karim	FRA	Pascal Bachmann	CHE	Aston Martin GT3 AMR MY2019	AM	10	2	2	2:10.329	28.413	22.790	128.5

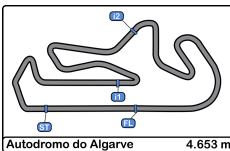
Published at:.....

Track Temp: 42.2 °C Air Temp: 22.7 °C Humidity: 48 % Track Status: DRY

Race Director:

Timekeeper:





**Autodromo Int. do Algarve**  
**International GT Open**  
**Private test - 2**  
**Provisional Results by Category**



PRO																
Cls	Nº	Entrant/Team	Nat	Driver 1	Nat	Driver 2	Nat	Vehicle	Cat	Cls	Laps	Best	Time	Gap	Interval	Km/h
1	17	Team Motopark	DEU	Diego Menchaca	MEX	Marcos Siebert	ARG	Mercedes AMG GT3 2020	PRO	1	19	10	1:41.916			164.3
2	20	SPS Automotive Performance	DEU	Reece Barr	ITA	Mikael Pitamber	ZAF	Mercedes AMG GT3	PRO	2	26	10	1:42.311	0.395	0.395	163.7
3	77	AlManar Racing by GetSpeed	OMN	Al Faisal Al Zubair	OMN	Fabian Schiller	DEU	Mercedes AMG GT3 2023	PRO	3	25	12	1:42.318	0.402	0.007	163.7
4	19	Oregon Team	ITA	Pietro Perolini	ITA	Daan Arrow	NLD	Lamborghini Huracan GT3 EVO2	PRO	4	27	24	1:42.776	0.860	0.458	162.9
5	69	Optimum Motorsport	GBR	Samuel De Haan	GBR	Charlie Fagg	GBR	McLaren 720S GT3	PRO	5	24	23	1:42.838	0.922	0.062	162.8
6	23	Eastalent-Racing	AUT	Simon Reicher	AUT	Christopher Haase	DEU	Audi R8 LMS GT3 Evo II	PRO	6	22	20	1:42.920	1.004	0.082	162.7
7	63	Oregon Team	ITA	Pierre Louis Chovet	FRA	Maximilian Paul	DEU	Lamborghini Huracan GT3 EVO2	PRO	7	26	24	1:43.086	1.170	0.166	162.4
8	51	AF Corse	ITA	Nicola Marinangeli	ITA	Riccardo Agostini	ITA	Ferrari 488 GT3 MY 2020	PRO	8	23	22	1:43.120	1.204	0.034	162.4
9	80	Liqui Moly Team Engstler	DEU	Luca Engstler	DEU	Dylan Yip	CHN	Audi R8 LMS Evo II	PRO	9	24	11	1:43.268	1.352	0.148	162.2
10	99	Lionspeed GP	DEU	Patrick Kolb	DEU	Richard Lietz	AUT	Porsche 991.2 GT3 R	PRO	10	23	17	1:43.473	1.557	0.205	161.8

AM																
Cls	Nº	Entrant/Team	Nat	Driver 1	Nat	Driver 2	Nat	Vehicle	Cat	Cls	Laps	Best	Time	Gap	Interval	Km/h
1	65	Team Motopark	DEU	Heiko Neumann	DEU	Timo Rumpfkeil	DEU	Mercedes AMG GT3 2020	AM	1	25	24	1:42.596			163.2
2	91	Team Baron Motorsport	AUT	Ernst Kirchmayr	AUT	Philipp Baron	AUT	Ferrari 488 GT3 Evo	AM	2	24	3	1:43.073	0.477	0.477	162.5
3	61	AF Corse	ITA	Jean-Claude Saada	USA	Conrad Grunewald	USA	Ferrari 488 GT3 MY 2020	AM	3	26	6	1:43.086	0.490	0.013	162.4
4	25	AF Corse	ITA	Alessandro Cozzi	ITA	Giorgio Sernagiotto	ITA	Ferrari 488 GT3 MY 2020	AM	4	25	21	1:43.383	0.787	0.297	162.0
5	88	AF Corse	ITA	Gino Forgione	CHE	Andrea Montermini	ITA	Ferrari 488 GT3 MY 2020	AM*	5	23	19	1:43.475	0.879	0.092	161.8
6	8	Il Barone Rampante	ITA	Giuseppe Cipriani	ITA		ITA	Lamborghini Huracan GT3 EVO	AM	6	24	20	1:43.855	1.259	0.380	161.2
7	5	Olimp Racing	POL	Stanislaw Jedliński	POL	Krystian Korzeniowski	POL	Ferrari 488 GT3 MY 2021	AM	7	19	4	1:44.028	1.432	0.173	161.0
8	10	racing one	DEU	Stefan Aust	DEU	Jacob Schell	DEU	Ferrari 488 GT3 2020	AM	8	25	21	1:45.295	2.699	1.267	159.0
9	786	GetSpeed	DEU	Kiki Sak Nana	FRA	Adam Osieka	DEU	Mercedes AMG GT3 2023	AM	9	13	10	1:47.539	4.943	2.244	155.7
10	007	Street-Art Racing	BEL	Jahid Fazal-Karim	FRA	Pascal Bachmann	CHE	Aston Martin GT3 AMR MY2019	AM	10	2	2	2:10.329	27.733	22.790	128.5


PROAM																
Cls	Nº	Entrant/Team	Nat	Driver 1	Nat	Driver 2	Nat	Vehicle	Cat	Cls	Laps	Best	Time	Gap	Interval	Km/h
1	66	Greystone GT	GBR	Stewart Proctor	GBR	Lewis Proctor	GBR	McLaren 720S GT3	PROAM	1	24	13	1:42.633			163.2
2	54	CBRX by SPS	DEU	Dexter Müller	CHE	Yannick Mettler	CHE	Mercedes AMG GT3	PROAM	2	27	25	1:42.671	0.038	0.038	163.1
3	38	Kessel Racing	CHE	Nicolò Rosi	CHE	Niccolò Schirò	ITA	Ferrari 488 GT3 EVO	PROAM	3	27	3	1:42.970	0.337	0.299	162.6
4	32	Bonaldi Motorsport	ITA	Martin Kodrić	HRV	Sandro Mur	HRV	Lamborghini Huracan GT3 EVO2	PROAM	4	22	19	1:43.113	0.480	0.143	162.4
5	777	Olimp Racing	POL	Marcin Jedliński	POL	Karol Basz	POL	Mercedes AMG GT3 2020	PROAM	5	22	3	1:43.162	0.529	0.049	162.3
6	22	Team GT	DEU	Alain Valente	CHE	Florian Scholze	DEU	Mercedes AMG GT3 EVO - 2021	PROAM	6	26	12	1:43.174	0.541	0.012	162.3
7	55	AF Corse	ITA	Laurent De Meeus	BEL	Jamie Stanley	GBR	Ferrari 488 GT3 MY 2020	PROAM	7	22	20	1:43.361	0.728	0.187	162.0

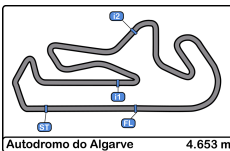
Published at:.....

Track Temp: 42.2 °C Air Temp: 22.7 °C Humidity: 48 % Track Status: DRY

Race Director:

Timekeeper:





**Autodromo Int. do Algarve**  
**International GT Open**  
**Private test - 2**  
**Provisional Results by Category**



Autodromo do Algarve 4.653 m.

PROAM																
Cls	Nº	Entrant/Team	Nat	Driver 1	Nat	Driver 2	Nat	Vehicle	Cat	Cls	Laps	Best	Time	Gap	Interval	Km/h
8	11	Kessel Racing	CHE	Frédéric Jousset	FRA	David Fumanelli	ITA	Ferrari 488 GT3 EVO	PROAM	8	24	2	1:43.827	1.194	0.466	161.3
9	26	racing one	DEU	Omar Jackson		Ramez Azzam	CAN	Ferrari 296 GT3	PROAM	9	25	12	1:44.035	1.402	0.208	161.0
10	911	GetSpeed	DEU	Axel Blom	FIN	Steve Jans	LUX	Mercedes AMG GT3 2023	PROAM	10	26	23	1:44.043	1.410	0.008	160.9
11	84	Altitude Racing by Greystone GT	GBR	Andrew Gilbert	GBR	Fran Rueda	ESP	McLaren 720S GT3	PROAM	11	22	21	1:44.186	1.553	0.143	160.7
12	27	AF Corse	ITA	Marco Pulcini	ITA	Eddie Cheever III	ITA	Ferrari 488 GT3 MY 2020	PROAM	12	12	7	1:44.355	1.722	0.169	160.5
13	33	Bonaldi Motorsport	ITA	Miloš Pavlović	SRB	Sanporn Jao-Javanil	THA	Lamborghini Huracan GT3 EVO2	PROAM	13	25	12	1:44.668	2.035	0.313	160.0

Published at:.....

Track Temp: 42.2 °C Air Temp: 22.7 °C Humidity: 48 % Track Status: DRY

Race Director:

Timekeeper:







**Autodromo Int. do Algarve**  
**International GT Open**  
**Private test - 2**  
**Lap Analysis**



**17** Diego Menchaca Mercedes AMG GT3 2020 **20** Reece Barr Mercedes AMG GT3  
 Marcos Siebert Team Motopark PRO Mikaeel Pitamber SPS Automotive Performance

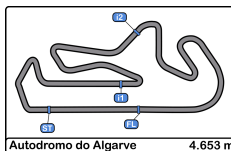
Lap	D	Time	Sector 1	Sector 2	Sector 3	T. Spd	Elapsed	Lap	D	Time	Sector 1	Sector 2	Sector 3	T. Spd	Elapsed
1		16:52:24.466	16:51:10.346	33.847	40.273		16:52:24.466	1		16:53:14.334	16:51:59.284	33.971	41.079		16:53:14.334
2		1:46.662	32.475	33.550	40.637	263.4	16:54:11.128	2		1:43.218	32.405	32.943	37.870	263.4	16:54:57.552
3		1:43.454	32.451	32.913	38.090	266.0	16:55:54.582	3		1:43.894	32.486	33.538	37.870	264.0	16:56:41.446
4		1:44.533	32.364	33.045	39.124	262.7	16:57:39.115	4		1:45.140	34.159	33.071	37.910	264.0	16:58:26.586
5		1:48.445	33.294	35.932	39.219	266.0	16:59:27.560	5		1:42.781	32.233	32.754	37.794	264.7	17:00:09.367
6		1:43.118	32.130	33.107	37.881	264.0	17:01:10.678	6		1:42.723	32.261	32.719	37.743	266.0	17:01:52.090
7		1:43.581	32.553	33.056	37.972	266.0	17:02:54.259	7		1:49.218 P	32.206	32.789	44.223	265.3	17:03:41.308
8		1:48.434 P	32.247	32.934	43.253	265.3	17:04:42.693	8		3:33.362	2:19.838	33.787	39.737		17:07:14.670
9		11:19.571	10:08.434	33.179	37.958		17:16:02.264	9		1:45.150	33.850	32.951	38.349	251.1	17:08:59.820
10		1:41.916	32.144	32.488	37.284	263.4	17:17:44.180	10		1:42.311	32.073	32.550	37.688	266.0	17:10:42.131
11		1:47.212	32.214	32.665	42.333	265.3	17:19:31.392	11		1:42.822	32.351	32.839	37.632	255.9	17:12:24.953
12		1:42.120	32.093	32.621	37.406	266.6	17:21:13.512	12		1:44.039	32.535	33.089	38.415	267.3	17:14:08.992
13		1:42.205	32.064	32.590	37.551	265.3	17:22:55.717	13		1:50.484 P	32.476	33.407	44.601	265.3	17:15:59.476
14		1:42.696	32.177	32.836	37.683	265.3	17:24:38.413	14		3:32.959	2:21.160	33.407	38.392		17:19:32.435
15		1:59.748 P	34.482	35.936	49.330	266.0	17:26:38.161	15		1:43.798	32.558	32.698	38.542	266.6	17:21:16.233
16		10:14.719	9:02.645	33.859	38.215		17:36:52.880	16		1:43.577	32.537	32.895	38.145	265.3	17:22:59.810
17		1:42.327	32.049	32.570	37.708	264.7	17:38:35.207	17		1:43.755	32.455	32.668	38.632	266.0	17:24:43.565
18		1:42.856	31.968	32.325	38.563	265.3	17:40:18.063	18		1:44.260	32.420	33.309	38.531	264.7	17:26:27.825
19		1:55.171 P	33.316	34.878	46.977		17:42:13.234	19		1:49.950 P	33.323	33.271	43.356	265.3	17:28:17.775

**19** Pietro Perolini Lamborghini Huracan GT3 EVO2  
 Daan Arrow Oregon Team

Lap	D	Time	Sector 1	Sector 2	Sector 3	T. Spd	Elapsed	Lap	D	Time	Sector 1	Sector 2	Sector 3	T. Spd	Elapsed
1		16:52:20.783	16:50:52.812	44.707	43.264		16:52:20.783	20		3:44.780	2:27.089	37.076	40.615		17:32:02.555
2		1:47.829	34.133	33.739	39.957	251.7	16:54:08.612	21		1:43.196	32.205	32.615	38.376	265.3	17:33:45.751
3		1:45.862	33.402	33.336	39.124	253.5	16:55:54.474	22		1:45.524	32.366	33.291	39.867	266.0	17:35:31.275
4		1:45.602	33.565	33.344	38.693	255.3	16:57:40.076	23		1:42.917	32.488	32.606	37.823	266.6	17:37:14.192
5		1:49.385	33.891	35.684	39.810	258.9	16:59:29.461	24		1:42.726	32.244	32.503	37.979	267.3	17:38:56.918
6		1:46.319	33.189	33.494	39.636	254.7	17:01:15.780	25		1:44.319	32.313	33.453	38.553	267.9	17:40:41.237
7		1:45.072	32.936	33.310	38.826	257.1	17:03:00.852	26		2:18.648 P	32.640	35.517	1:10.491	266.6	17:42:59.885
8		1:51.618 P	33.244	33.576	44.798	257.7	17:04:52.470								
9		3:43.671	2:31.904	33.291	38.476		17:08:36.141								
10		1:44.957	33.007	33.091	38.859	255.9	17:10:21.098								
11		1:45.240	32.954	33.627	38.659	257.7	17:12:06.338								
12		1:45.173	33.038	33.382	38.753	257.7	17:13:51.511								
13		1:47.469	33.657	34.050	39.762	257.1	17:15:38.980								
14		1:45.346	33.133	33.217	38.996	255.9	17:17:24.326								
15		1:46.370	33.202	33.828	39.340	256.5	17:19:10.696								
16		1:51.351 P	33.104	33.828	44.419	258.3	17:21:02.047								
17		3:13.144	2:01.129	33.330	38.685		17:24:15.191								
18		1:44.859	32.884	33.013	38.962	255.9	17:26:00.050								
19		1:43.930	32.636	32.923	38.371	258.9	17:27:43.980								
20		1:44.736	33.259	33.145	38.332	260.2	17:29:28.716								
21		1:44.951	32.716	32.811	39.424	258.9	17:31:13.667								
22		1:48.427 P	32.813	33.002	42.612	257.7	17:33:02.094								
23		3:03.181	1:46.339	34.557	42.285		17:36:05.275								
24		1:42.776	32.346	32.546	37.884	260.2	17:37:48.051								
25		2:01.322	32.739	43.297	45.286	261.5	17:39:49.373								
26		1:46.523	32.584	35.692	38.247	260.2	17:41:35.896								
27		1:55.337 P	32.693	35.856	46.788	259.6	17:43:31.233								







**Autodromo Int. do Algarve**  
**International GT Open**  
**Private test - 2**  
**Lap Analysis**




**27** Marco Pulcini Ferrari 488 GT3 MY 2020 **33** Miloš Pavlović Lamborghini Huracan GT3 EVO2

PROAM Eddie Cheever III							AF Corse PROAM Sanporn Jao-Javanil Bonaldi Motorsport								
Lap	D	Time	Sector 1	Sector 2	Sector 3	T. Spd	Elapsed	Lap	D	Time	Sector 1	Sector 2	Sector 3	T. Spd	Elapsed
1		16:53:50.189	16:52:37.199	34.061	38.929		16:53:50.189	1		16:53:30.116	16:52:15.007	35.304	39.805		16:53:30.116
2		1:48.242	33.100	33.769	41.373	257.1	16:55:38.431	2		1:49.988	34.601	34.858	40.529	255.9	16:55:20.104
3		1:45.563	32.986	33.379	39.198	255.3	16:57:23.994	3		1:49.790	33.923	36.017	39.850	253.5	16:57:09.894
4		1:44.745	32.956	<b>32.924</b>	38.865	253.5	16:59:08.739	4		1:47.042	33.469	33.646	39.927	254.7	16:58:56.936
5		1:48.216	33.915	34.710	39.591	260.2	17:00:56.955	5		1:47.769	34.222	34.112	39.435	252.3	17:00:44.705
6		1:47.526	32.683	34.394	40.449	257.1	17:02:44.481	6		1:48.169	33.667	33.787	40.715	257.1	17:02:32.874
7		<b>1:44.355</b>	32.657	33.055	<b>38.643</b>	261.5	17:04:28.836	7		1:47.004	33.350	34.238	39.416	254.7	17:04:19.878
8		1:46.343	33.277	34.106	38.960	258.9	17:06:15.179	8		1:47.990	33.482	34.921	39.587	254.7	17:06:07.868
9		1:48.295	32.871	34.268	41.156	261.5	17:08:03.474	9		1:55.162 P	34.742	34.275	46.145	255.9	17:08:03.030
10		1:46.129	<b>32.607</b>	33.807	39.715	259.6	17:09:49.603	10		4:12.810	2:58.535	34.344	39.931		17:12:15.840
11		1:45.501	32.763	33.562	39.176	261.5	17:11:35.104	11		1:44.764	32.970	33.341	<b>38.453</b>	255.3	17:14:00.604
12		1:54.936 P	33.103	35.063	46.770	259.6	17:13:30.040	12		<b>1:44.668</b>	32.763	<b>33.305</b>	38.600	256.5	17:15:45.272

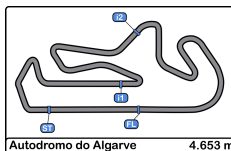
**32** Martin Kodrić Lamborghini Huracan GT3 EVO2

PROAM Sandro Mur Bonaldi Motorsport							
Lap	D	Time	Sector 1	Sector 2	Sector 3	T. Spd	Elapsed
1		16:55:19.710	16:54:02.994	35.616	41.100		16:55:19.710
2		1:51.826	36.403	34.864	40.559	252.3	16:57:11.536
3		1:50.429	34.513	35.323	40.593	254.1	16:59:01.965
4		1:48.379	34.563	34.137	39.679	255.3	17:00:50.344
5		1:47.856	33.765	34.427	39.664	258.3	17:02:38.200
6		1:47.178	33.466	34.080	39.632	258.3	17:04:25.378
7		1:47.627	33.999	33.971	39.657	258.3	17:06:13.005
8		1:53.607	34.664	38.408	40.535	257.7	17:08:06.612
9		1:47.816	33.810	34.256	39.750	255.9	17:09:54.428
10		1:47.696	33.956	33.987	39.753	257.1	17:11:42.124
11		1:47.656	33.694	34.424	39.538	257.7	17:13:29.780
12		1:47.383	33.771	34.116	39.496	257.1	17:15:17.163
13		1:47.081	33.293	34.070	39.718	257.7	17:17:04.244
14		1:47.090	33.212	34.283	39.595	258.3	17:18:51.334
15		1:47.447	33.681	33.915	39.851	258.3	17:20:38.781
16		2:27.271 P	33.667	33.878	1:19.726	257.7	17:23:06.052
17		8:45.410	7:26.073	37.756	41.581		17:31:51.462
18		1:47.105	32.519	35.648	38.938	259.6	17:33:38.567
19		<b>1:43.113</b>	32.316	33.058	<b>37.739</b>	261.5	17:35:21.680
20		1:43.628	<b>32.229</b>	32.920	38.479	263.4	17:37:05.308
21		1:43.312	32.408	<b>32.872</b>	38.032	262.1	17:38:48.620
22		2:01.418 P	36.609	37.657	47.152	264.0	17:40:50.038









**Autodromo Int. do Algarve**  
**International GT Open**  
**Private test - 2**  
**Lap Analysis**



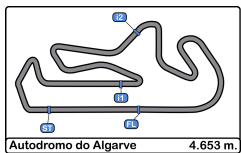
61						63											
Jean-Claude Saada						Pierre Louis Chovet											
Ferrari 488 GT3 MY 2020						Lamborghini Huracan GT3 EVO2											
AM			Conrad Grunewald			AF Corse			PRO			Maximilian Paul			Oregon Team		
Lap	D	Time	Sector 1	Sector 2	Sector 3	T. Spd	Elapsed	Lap	D	Time	Sector 1	Sector 2	Sector 3	T. Spd	Elapsed		
1		16:53:45.107	16:52:33.650	33.236	38.221		16:53:45.107	1		16:52:11.841	16:50:54.903	36.681	40.257		16:52:11.841		
2		1:43.912	32.452	33.311	38.149	264.0	16:55:29.019	2		1:45.100	33.082	33.391	38.627	253.5	16:53:56.941		
3		1:44.432	32.219	33.398	38.815	264.0	16:57:13.451	3		1:45.404	32.840	33.796	38.768	259.6	16:55:42.345		
4		1:44.248	32.534	33.259	38.455	265.3	16:58:57.699	4		1:45.213	32.726	33.306	39.181	258.9	16:57:27.558		
5		1:44.565	33.191	33.112	38.262	267.3	17:00:42.264	5		1:51.445	32.868	38.573	40.004	257.7	16:59:19.003		
6		1:43.086	32.256	32.919	37.911	264.0	17:02:25.350	6		1:45.801	33.561	33.169	39.071	258.9	17:01:04.804		
7		1:51.447 P	32.323	33.128	45.996	265.3	17:04:16.797	7		1:43.861	32.609	33.019	38.233	258.9	17:02:48.665		
8		3:43.529	2:27.792	35.404	40.333		17:08:00.326	8		1:50.583 P	32.541	33.005	45.037	260.8	17:04:39.248		
9		1:50.281	33.988	35.133	41.160	257.7	17:09:50.607	9		4:36.193	3:24.761	33.388	38.044		17:09:15.441		
10		1:47.673	33.739	34.455	39.479	262.7	17:11:38.280	10		1:43.835	32.547	32.862	38.426	259.6	17:10:59.276		
11		1:46.638	33.164	34.241	39.233	260.8	17:13:24.918	11		1:43.215	32.444	32.820	37.951	259.6	17:12:42.491		
12		1:58.257 P	34.401	35.171	48.685	260.2	17:15:23.175	12		1:43.651	32.478	33.013	38.160	258.9	17:14:26.142		
13		3:46.941	2:33.957	33.959	39.025		17:19:10.116	13		1:50.385 P	32.422	32.930	45.033	259.6	17:16:16.527		
14		1:46.359	33.191	33.962	39.206	262.1	17:20:56.475	14		4:12.095	2:57.740	34.921	39.434		17:20:28.622		
15		1:46.214	33.207	33.938	39.069	260.2	17:22:42.689	15		1:44.330	32.862	33.093	38.375	257.7	17:22:12.952		
16		1:46.030	32.883	33.792	39.355	260.8	17:24:28.719	16		1:43.735	32.605	32.945	38.185	260.8	17:23:56.687		
17		1:47.571	32.814	33.929	40.828	262.7	17:26:16.290	17		2:00.542	34.689	46.822	39.031	259.6	17:25:57.229		
18		1:46.598	33.163	33.994	39.441	264.7	17:28:02.888	18		1:52.027 P	32.639	33.091	46.297	257.1	17:27:49.256		
19		1:46.393	33.048	34.035	39.310	260.8	17:29:49.281	19		4:39.618	3:27.873	33.593	38.152		17:32:28.874		
20		1:46.493	33.146	33.898	39.449	260.8	17:31:35.774	20		1:43.295	32.291	32.799	38.205	259.6	17:34:12.169		
21		1:54.301 P	33.424	33.977	46.900	260.8	17:33:30.075	21		1:59.117	33.772	44.272	41.073	262.7	17:36:11.286		
22		4:30.447	3:18.918	33.004	38.525		17:38:00.522	22		1:43.392	32.639	32.795	37.958	259.6	17:37:54.678		
23		1:43.818	32.337	33.407	38.074	264.7	17:39:44.340	23		1:43.153	32.383	32.658	38.112	262.7	17:39:37.831		
24		1:43.100	32.283	32.900	37.917	266.0	17:41:27.440	24		1:43.086	32.379	32.760	37.947	262.1	17:41:20.917		
25		1:43.379	32.282	33.053	38.044	266.6	17:43:10.819	25		1:54.105	32.320	33.260	48.525	261.5	17:43:15.022		
26		2:04.204 P	36.201	36.959	51.044	201.8	17:45:15.023	26		2:14.008 P	40.766	40.515	52.727	177.0	17:45:29.030		

65							
Heiko Neumann							
Mercedes AMG GT3 2020							
AM		Timo Rumpfkeil			Team Motopark		
Lap	D	Time	Sector 1	Sector 2	Sector 3	T. Spd	Elapsed
1		16:52:15.570	16:50:57.637	36.265	41.668		16:52:15.570
2		1:47.082	33.632	34.250	39.200	255.9	16:54:02.652
3		1:47.746		2:21.619	39.577	264.0	16:55:50.398
4		1:44.926	32.825	33.445	38.656	264.7	16:57:35.324
5		1:44.970	32.967	33.327	38.676	262.7	16:59:20.294
6		1:45.478	33.006	33.485	38.987		17:01:05.772
7		1:51.762 P	32.869	33.611	45.282	267.3	17:02:57.534
8		4:03.988	2:48.494	34.835	40.659		17:07:01.522
9		1:45.793	33.721	33.439	38.633		17:08:47.315
10		1:44.206	32.715	33.075	38.416		17:10:31.521
11		1:44.810	32.949	33.189	38.672		17:12:16.331
12		1:45.080	33.235	33.443	38.402	264.7	17:14:01.411
13		1:44.768	32.842	33.145	38.781	264.7	17:15:46.179
14		1:44.761	32.809	33.369	38.583	264.7	17:17:30.940
15		1:52.997 P	33.333	34.036	45.628	268.6	17:19:23.937
16		3:08.573	1:56.376	33.587	38.610		17:22:32.510
17		1:46.357	32.652	33.202	40.503		17:24:18.867
18		1:45.372	33.292	33.557	38.523		17:26:04.239
19		1:44.002	32.532	33.134	38.336		17:27:48.241
20		1:44.421	32.720	33.246	38.455		17:29:32.662
21		1:45.185		2:18.738	38.148		17:31:17.847
22		1:49.786 P	32.438	33.791	43.557		17:33:07.633
23		6:52.601	5:38.595	33.692	40.314		17:40:00.234
24		1:42.596	32.412	32.431	37.753		17:41:42.830
25		1:56.109 P	32.255	33.327	50.527		17:43:38.939









**Autodromo Int. do Algarve**  
**International GT Open**  
**Private test - 2**  
**Lap Analysis**



**777** Marcin Jedliński Mercedes AMG GT3 2020 **911** Axel Blom Mercedes AMG GT3 2023

PROAM Karol Basz							Olimp Racing						PROAM Steve Jans						GetSpeed					
Lap	D	Time	Sector 1	Sector 2	Sector 3	T. Spd	Elapsed	Lap	D	Time	Sector 1	Sector 2	Sector 3	T. Spd	Elapsed	Lap	D	Time	Sector 1	Sector 2	Sector 3	T. Spd	Elapsed	
1		16:53:25.996	16:52:14.494	33.171	38.331		16:53:25.996	1		16:52:14.153	16:50:57.183	35.075	41.895		16:52:14.153									
2		1:43.419	32.591	32.685	38.143	260.8	16:55:09.415	2		1:46.329	32.866	34.473	38.990	262.7	16:54:00.482									
3		<b>1:43.162</b>	32.392	32.717	38.053	260.8	16:56:52.577	3		1:44.482	32.570	33.486	<b>38.426</b>	262.7	16:55:44.964									
4		1:54.624 P	35.060	33.368	46.196	261.5	16:58:47.201	4		1:44.559	32.666	33.297	38.596	262.7	16:57:29.523									
5		6:45.045	5:31.853	33.054	40.138		17:05:32.246	5		1:46.818	32.611	33.271	40.936	265.3	16:59:16.341									
6		1:44.546	32.433	<b>32.621</b>	39.492	261.5	17:07:16.792	6		1:44.250	32.625	33.170	38.455	264.7	17:01:00.591									
7		1:45.117	32.982	33.016	39.119	260.8	17:09:01.909	7		1:49.289	32.473	33.111	43.705	266.0	17:02:49.880									
8		1:43.435	<b>32.387</b>	32.784	38.264	263.4	17:10:45.344	8		1:44.065	32.625	32.964	38.476	266.0	17:04:33.945									
9		1:52.161 P	32.993	33.173	45.995	262.7	17:12:37.505	9		1:44.294	32.445	33.280	38.569	264.7	17:06:18.239									
10		5:58.663	4:44.326	34.100	40.237		17:18:36.168	10		1:56.341 P	32.599	33.685	50.057	265.3	17:08:14.580									
11		1:45.682	32.989	33.570	39.123	257.7	17:20:21.850	11		8:46.561	7:32.535	34.044	39.982		17:17:01.141									
12		1:45.435	32.910	33.663	38.862	258.3	17:22:07.285	12		1:54.403	34.516	38.529	41.358	261.5	17:18:55.544									
13		1:45.309	32.964	33.409	38.936	259.6	17:23:52.594	13		1:45.399	32.963	33.633	38.803	262.1	17:20:40.943									
14		1:46.947	34.179	33.791	38.977	262.1	17:25:39.541	14		1:47.496	32.985	33.538	40.973	262.1	17:22:28.439									
15		1:45.185	32.813	33.497	38.875	260.2	17:27:24.726	15		1:46.734	33.595	33.456	39.683	253.5	17:24:15.173									
16		1:54.758 P	33.130	33.685	47.943	260.2	17:29:19.484	16		1:45.892	33.529	33.678	38.685	234.7	17:26:01.065									
17		4:43.605	3:31.466	33.525	38.614		17:34:03.089	17		1:45.135	32.892	33.631	38.612	264.0	17:27:46.200									
18		1:43.845	32.625	33.175	<b>38.045</b>	260.8	17:35:46.934	18		1:45.990	32.775	33.404	39.811	263.4	17:29:32.190									
19		1:44.309	32.838	33.157	38.314	262.1	17:37:31.243	19		1:44.783	32.940	33.312	38.531	260.2	17:31:16.973									
20		1:44.424	32.727	33.098	38.599	260.8	17:39:15.667	20		1:48.735	32.843	35.274	40.618	264.7	17:33:05.708									
21		1:44.665	32.870	33.092	38.703	260.8	17:41:00.332	21		1:56.214 P	33.898	34.149	48.167	263.4	17:35:01.922									
22		2:05.878 P	33.238	33.251	59.389	262.1	17:43:06.210	22		2:50.789	1:38.720	33.335	38.734		17:37:52.711									
								23		<b>1:44.043</b>	32.630	<b>32.946</b>	38.467	265.3	17:39:36.754									
								24		1:51.729	36.710	34.297	40.722	266.0	17:41:28.483									
								25		1:44.422	<b>32.441</b>	33.349	38.632	265.3	17:43:12.905									
								26		2:14.604 P	41.308	41.175	52.121	185.2	17:45:27.509									

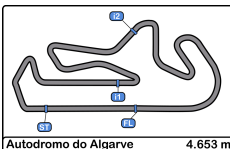
**786** Kiki Sak Nana Mercedes AMG GT3 2023  
 AM Adam Osieka GetSpeed

Lap	D	Time	Sector 1	Sector 2	Sector 3	T. Spd	Elapsed	Lap	D	Time	Sector 1	Sector 2	Sector 3	T. Spd	Elapsed
1		16:52:12.482	16:50:53.343	36.365	42.774		16:52:12.482								
2		1:49.586	34.115	34.589	40.882	259.6	16:54:02.068								
3		1:48.887	33.806	34.409	40.672	262.1	16:55:50.955								
4		1:47.958	33.642	34.501	39.815	262.7	16:57:38.913								
5		1:51.753	34.494	37.002	40.257	263.4	16:59:30.666								
6		1:49.291	33.508	34.466	41.317	262.7	17:01:19.957								
7		1:48.735	33.666	34.978	40.091	260.8	17:03:08.692								
8		1:55.488 P	33.600	34.834	47.054	261.5	17:05:04.180								
9		3:48.814	2:34.369	34.708	39.737		17:08:52.994								
10		<b>1:47.539</b>	33.605	<b>34.261</b>	<b>39.673</b>	259.6	17:10:40.533								
11		1:51.148	36.110	35.250	39.788	261.5	17:12:31.681								
12		1:49.062	34.391	34.887	39.784	260.8	17:14:20.743								
13		2:05.505 P	<b>33.277</b>	34.604	57.624	260.2	17:16:26.248								

**007** Jahid Fazal-Karim Aston Martin GT3 AMR MY2019  
 AM Pascal Bachmann Street-Art Racing

Lap	D	Time	Sector 1	Sector 2	Sector 3	T. Spd	Elapsed
1		16:54:33.850	16:53:04.043	41.052	<b>48.755</b>		16:54:33.850
2		<b>2:10.329</b> P	<b>38.229</b>	<b>38.632</b>	53.468	217.3	16:56:44.179



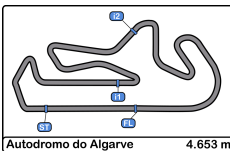


**Autodromo Int. do Algarve**  
**International GT Open**  
**Private test - 2**  
**Best Sectors Results**



Sector - 1			Sector - 2			Sector - 3			Ideal Lap vs Best Lap		
Clas	Nº Driver	Time	Nº Driver	Time	Nº Driver	Time	Clas	Nº Driver	Ideal Lap	Best Lap	Clas
1	17 Menchaca - Siebert	31.968	77 Al Zubair - Schiller	32.270	17 Menchaca - Siebert	37.284	1	17 Menchaca - Siebert	1:41.577	1:41.916	1
2	77 Al Zubair - Schiller	32.017	17 Menchaca - Siebert	32.325	66 Proctor - Proctor	37.471	2	77 Al Zubair - Schiller	1:42.048	1:42.318	3
3	20 Barr - Pitamber	32.073	65 Neumann - Rumpfkeil	32.431	20 Barr - Pitamber	37.632	3	20 Barr - Pitamber	1:42.208	1:42.311	2
4	54 Müller - Mettler	32.131	23 Reicher - Haase	32.483	32 Kodrić - Mur	37.739	4	66 Proctor - Proctor	1:42.437	1:42.633	5
5	55 De Meeus - Stanley	32.134	20 Barr - Pitamber	32.503	65 Neumann - Rumpfkeil	37.753	5	65 Neumann - Rumpfkeil	1:42.439	1:42.596	4
6	88 Forgione - Montermini	32.167	25 Cozzi - Sernagiotto	32.541	77 Al Zubair - Schiller	37.761	6	54 Müller - Mettler	1:42.599	1:42.671	6
7	66 Proctor - Proctor	32.173	19 Perolini - Arrow	32.546	54 Müller - Mettler	37.787	7	23 Reicher - Haase	1:42.741	1:42.920	9
8	22 Valente - Scholze	32.203	91 Kirchmayr - Baron	32.552	80 Engstler - Yip	37.814	8	91 Kirchmayr - Baron	1:42.742	1:43.073	11
9	23 Reicher - Haase	32.208	777 Jedliński - Basz	32.621	38 Rosi - Schirò	37.847	9	19 Perolini - Arrow	1:42.776	1:42.776	7
10	51 Marinangeli - Agostini	32.216	22 Valente - Scholze	32.622	91 Kirchmayr - Baron	37.861	10	69 De Haan - Fagg	1:42.838	1:42.838	8
11	61 Saada - Grunewald	32.219	51 Marinangeli - Agostini	32.653	19 Perolini - Arrow	37.884	11	32 Kodrić - Mur	1:42.840	1:43.113	14
12	69 De Haan - Fagg	32.224	63 Chovet - Paul	32.658	61 Saada - Grunewald	37.911	12	22 Valente - Scholze	1:42.880	1:43.174	17
13	32 Kodrić - Mur	32.229	54 Müller - Mettler	32.681	69 De Haan - Fagg	37.921	13	63 Chovet - Paul	1:42.896	1:43.086	13
14	65 Neumann - Rumpfkeil	32.255	69 De Haan - Fagg	32.693	63 Chovet - Paul	37.947	14	51 Marinangeli - Agostini	1:42.921	1:43.120	15
15	63 Chovet - Paul	32.291	88 Forgione - Montermini	32.716	777 Jedliński - Basz	38.045	15	80 Engstler - Yip	1:42.933	1:43.268	18
16	91 Kirchmayr - Baron	32.329	8 Giuseppe Cipriani	32.728	23 Reicher - Haase	38.050	16	38 Rosi - Schirò	1:42.956	1:42.970	10
17	80 Engstler - Yip	32.329	38 Rosi - Schirò	32.758	51 Marinangeli - Agostini	38.052	17	61 Saada - Grunewald	1:43.030	1:43.086	12
18	19 Perolini - Arrow	32.346	80 Engstler - Yip	32.790	22 Valente - Scholze	38.055	18	777 Jedliński - Basz	1:43.053	1:43.162	16
19	38 Rosi - Schirò	32.351	66 Proctor - Proctor	32.793	55 De Meeus - Stanley	38.068	19	55 De Meeus - Stanley	1:43.054	1:43.361	19
20	99 Kolb - Lietz	32.358	55 De Meeus - Stanley	32.852	99 Kolb - Lietz	38.096	20	88 Forgione - Montermini	1:43.118	1:43.475	22
21	777 Jedliński - Basz	32.387	32 Kodrić - Mur	32.872	26 Jackson - Azzam	38.169	21	25 Cozzi - Sernagiotto	1:43.216	1:43.383	20
22	25 Cozzi - Sernagiotto	32.429	99 Kolb - Lietz	32.872	5 Jedliński - Korzeniowski	38.177	22	99 Kolb - Lietz	1:43.326	1:43.473	21
23	911 Blom - Jans	32.441	61 Saada - Grunewald	32.900	11 Jousset - Fumanelli	38.195	23	8 Giuseppe Cipriani	1:43.637	1:43.855	24
24	5 Jedliński - Korzeniowski	32.466	27 Pulcini - Cheever III	32.924	88 Forgione - Montermini	38.235	24	911 Blom - Jans	1:43.813	1:44.043	27
25	26 Jackson - Azzam	32.534	911 Blom - Jans	32.946	25 Cozzi - Sernagiotto	38.246	25	26 Jackson - Azzam	1:43.822	1:44.035	26
26	8 Giuseppe Cipriani	32.536	11 Jousset - Fumanelli	33.015	84 Gilbert - Rueda	38.272	26	5 Jedliński - Korzeniowski	1:43.824	1:44.028	25
27	27 Pulcini - Cheever III	32.607	26 Jackson - Azzam	33.119	8 Giuseppe Cipriani	38.373	27	11 Jousset - Fumanelli	1:43.827	1:43.827	23
28	11 Jousset - Fumanelli	32.617	5 Jedliński - Korzeniowski	33.181	911 Blom - Jans	38.426	28	27 Pulcini - Cheever III	1:44.174	1:44.355	29
29	33 Pavlović - Jao-Javanil	32.696	84 Gilbert - Rueda	33.209	33 Pavlović - Jao-Javanil	38.453	29	84 Gilbert - Rueda	1:44.186	1:44.186	28
30	84 Gilbert - Rueda	32.705	33 Pavlović - Jao-Javanil	33.305	27 Pulcini - Cheever III	38.643	30	33 Pavlović - Jao-Javanil	1:44.454	1:44.668	30
31	10 Aust - Schell	32.838	10 Aust - Schell	33.425	10 Aust - Schell	38.864	31	10 Aust - Schell	1:45.127	1:45.295	31
32	786 Kiki - Osieka	33.277	786 Kiki - Osieka	34.261	786 Kiki - Osieka	39.673	32	786 Kiki - Osieka	1:47.211	1:47.539	32
33	007 Fazal-Karim - Bachmann	38.229	007 Fazal-Karim - Bachmann	38.632	007 Fazal-Karim - Bachmann	48.755	33	007 Fazal-Karim - Bachmann	2:05.616	2:10.329	33





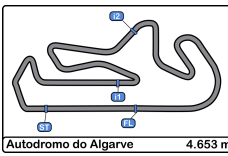
**Autodromo Int. do Algarve**  
**International GT Open**  
**Private test - 2**  
**Best 5 Lap Times**



Autodromo do Algarve 4.653 m.

Cl	N° Entrant/Team	Nat	Driver 1	Nat	Driver 2	Nat	Vehicle	Cat	Cl	Best 1		Best 2		Best 3		Best 4		Best 5	
										Time	Lap	Time	Lap	Time	Lap	Time	Lap	Time	Lap
1	17 Team Motopark	DEU	Diego Menchaca	MEX	Marcos Siebert	ARG	Mercedes AMG GT3 2020	PRO	1	1:41.916	10	1:42.120	12	1:42.205	13	1:42.327	17	1:42.696	14
2	20 SPS Automotive Performance	DEU	Reece Barr	IRL	Mikaeel Pitamber	ZAF	Mercedes AMG GT3	PRO	2	1:42.311	10	1:42.723	6	1:42.726	24	1:42.781	5	1:42.822	11
3	77 AlManar Racing by GetSpeed	OMN	Al Faisal Al Zubair	OMN	Fabian Schiller	DEU	Mercedes AMG GT3 2023	PRO	3	1:42.318	12	1:42.328	13	1:42.643	11	1:43.117	6	1:43.140	5
4	65 Team Motopark	DEU	Heiko Neumann	DEU	Timo Rumpfkeil	DEU	Mercedes AMG GT3 2020	AM	1	1:42.596	24	1:44.002	19	1:44.206	10	1:44.421	20	1:44.761	14
5	66 Greystone GT	GBR	Stewart Proctor	GBR	Lewis Proctor	GBR	McLaren 720S GT3	PROAM	1	1:42.633	13	1:42.727	7	1:42.787	17	1:42.885	6	1:43.373	11
6	54 CBRX by SPS	DEU	Dexter Müller	CHE	Yannick Mettler	CHE	Mercedes AMG GT3	PROAM	2	1:42.671	25	1:42.686	23	1:43.402	22	1:43.668	15	1:43.736	14
7	19 Oregon Team	ITA	Pietro Perolini	ITA	Daan Arrow	IND	Lamborghini Huracan GT3 EVO2	PRO	4	1:42.776	24	1:43.930	19	1:44.736	20	1:44.859	18	1:44.951	21
8	69 Optimum Motorsport	GBR	Samuel De Haan	GBR	Charlie Fagg	GBR	McLaren 720S GT3	PRO	5	1:42.838	23	1:43.223	20	1:43.609	5	1:43.630	14	1:43.801	15
9	23 Eastalent-Racing	AUT	Simon Reicher	AUT	Christopher Haase	DEU	Audi R8 LMS GT3 Evo II	PRO	6	1:42.920	20	1:42.958	19	1:43.511	9	1:43.709	11	1:44.032	5
10	38 Kessel Racing	CHE	Nicolò Rosi	CHE	Niccolò Schirò	ITA	Ferrari 488 GT3 EVO	PROAM	3	1:42.970	3	1:43.277	2	1:43.283	6	1:43.394	8	1:43.503	7
11	91 Team Baron Motorsport	AUT	Ernst Kirchmayr	AUT	Philipp Baron	AUT	Ferrari 488 GT3 Evo	AM	2	1:43.073	3	1:43.698	2	1:43.791	16	1:43.993	19	1:44.047	18
12	61 AF Corse	ITA	Jean-Claude Saada	USA	Conrad Grunewald	USA	Ferrari 488 GT3 MY 2020	AM	3	1:43.086	6	1:43.100	24	1:43.379	25	1:43.818	23	1:43.912	2
13	63 Oregon Team	ITA	Pierre Louis Chovet	FRA	Maximilian Paul	DEU	Lamborghini Huracan GT3 EVO2	PRO	7	1:43.086	24	1:43.153	23	1:43.215	11	1:43.295	20	1:43.392	22
14	32 Bonaldi Motorsport	ITA	Martin Kodrić	HRV	Sandro Mur	HRV	Lamborghini Huracan GT3 EVO2	PROAM	4	1:43.113	19	1:43.312	21	1:43.628	20	1:47.081	13	1:47.090	14
15	51 AF Corse	ITA	Nicola Marinangeli	ITA	Riccardo Agostini	ITA	Ferrari 488 GT3 MY 2020	PRO	8	1:43.120	22	1:43.217	21	1:43.347	20	1:43.946	10	1:43.988	9
16	777 Olimp Racing	POL	Marcin Jedliński	POL	Karol Basz	POL	Mercedes AMG GT3 2020	PROAM	5	1:43.162	3	1:43.419	2	1:43.435	8	1:43.845	18	1:44.309	19
17	22 Team GT	DEU	Alain Valente	CHE	Florian Scholze	DEU	Mercedes AMG GT3 EVO - 2021	PROAM	6	1:43.174	12	1:43.182	25	1:43.413	14	1:43.650	15	1:43.680	17
18	80 Liqui Moly Team Engstler	DEU	Luca Engstler	CHE	Dylan Yip	CHN	Audi R8 LMS Evo II	PRO	9	1:43.268	11	1:43.292	12	1:43.361	8	1:43.429	10	1:44.019	7
19	55 AF Corse	ITA	Laurent De Meeus	BEL	Jamie Stanley	GBR	Ferrari 488 GT3 MY 2020	PROAM	7	1:43.361	20	1:43.402	6	1:43.519	7	1:43.607	3	1:44.043	2
20	25 AF Corse	ITA	Alessandro Cozzi	ITA	Giorgio Sernagiotto	ITA	Ferrari 488 GT3 MY 2020	AM	4	1:43.383	21	1:43.460	23	1:44.831	24	1:44.832	13	1:44.960	15
21	99 Lionspeed GP	DEU	Patrick Kolb	DEU	Richard Lietz	AUT	Porsche 991.2 GT3 R	PRO	10	1:43.473	17	1:43.547	14	1:43.641	21	1:43.690	8	1:44.039	11
22	88 AF Corse	ITA	Gino Forgione	CHE	Andrea Montermini	ITA	Ferrari 488 GT3 MY 2020	AM*	5	1:43.475	19	1:43.725	22	1:43.986	16	1:44.071	20	1:44.386	17
23	11 Kessel Racing	CHE	Frédéric Jousset	FRA	David Fumanelli	ITA	Ferrari 488 GT3 EVO	PROAM	8	1:43.827	2	1:47.621	22	1:48.437	20	1:48.672	21	1:48.772	23
24	8 Il Barone Rampante	ITA	Giuseppe Cipriani	ITA		ITA	Lamborghini Huracan GT3 EVO	AM	6	1:43.855	20	1:43.910	19	1:44.926	16	1:45.031	15	1:45.377	14
25	5 Olimp Racing	POL	Stanislaw Jedliński	POL	Krystian Korzeniowski	POL	Ferrari 488 GT3 MY 2021	AM	7	1:44.028	4	1:44.774	3	1:45.361	2	1:50.664	15	1:51.278	11
26	26 racing one	DEU	Omar Jackson	GBR	Ramez Azzam	CAN	Ferrari 296 GT3	PROAM	9	1:44.035	12	1:44.238	14	1:44.307	3	1:45.085	13	1:45.088	9
27	911 GetSpeed	DEU	Axel Blom	FIN	Steve Jans	LUX	Mercedes AMG GT3 2023	PROAM	10	1:44.043	23	1:44.065	8	1:44.250	6	1:44.294	9	1:44.422	25
28	84 Altitude Racing by Greystone GT	GBR	Andrew Gilbert	GBR	Fran Rueda	ESP	McLaren 720S GT3	PROAM	11	1:44.186	21	1:44.936	7	1:45.552	3	1:45.714	4	1:45.890	2
29	27 AF Corse	ITA	Marco Pulcini	ITA	Eddie Cheever III	ITA	Ferrari 488 GT3 MY 2020	PROAM	12	1:44.355	7	1:44.745	4	1:45.501	11	1:45.563	3	1:46.129	10
30	33 Bonaldi Motorsport	ITA	Miloš Pavlović	SRB	Sanporn Jao-Javanil	THA	Lamborghini Huracan GT3 EVO2	PROAM	13	1:44.668	12	1:44.764	11	1:45.370	19	1:45.570	18	1:45.657	16
31	10 racing one	DEU	Stefan Aust	DEU	Jacob Schell	DEU	Ferrari 488 GT3 2020	AM	8	1:45.295	21	1:45.585	17	1:45.706	20	1:45.796	4	1:45.841	5
32	786 GetSpeed	DEU	Kiki Sak Nana	THA	Adam Osieka	DEU	Mercedes AMG GT3 2023	AM	9	1:47.539	10	1:47.958	4	1:48.735	7	1:48.887	3	1:49.062	12
33	007 Street-Art Racing	BEL	Jahid Fazal-Karim	FRA	Pascal Bachmann	CHE	Aston Martin GT3 AMR MY2019	AM	10	2:10.329	2								



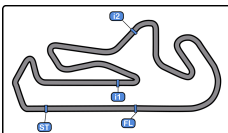


**Autodromo Int. do Algarve**  
**International GT Open**  
**Private test - 2**  
**Best 5 Top Speeds**



Cl	N°	Entrant/Team	Nat	Driver 1	Nat	Driver 2	Nat	Vehicle	Cat	Cl	Top 1		Top 2		Top 3		Top 4		Top 5		Avg
											Km/h	Lap	Km/h	Lap	Km/h	Lap	Km/h	Lap	Km/h	Lap	
1	23	Eastalent-Racing	DEU	Simon Reicher	AUT	Christopher Haase	DEU	Audi R8 LMS GT3 Evo II	PRO	1	269.3	16	267.9	21	267.3	7	267.3	17	267.3	20	267.8
2	65	Team Motopark	DEU	Heiko Neumann	DEU	Timo Rumpfkeil	DEU	Mercedes AMG GT3 2020	AM	1	268.6	15	267.3	7	264.7	4	264.7	12	264.7	13	266.0
3	20	SPS Automotive Performance	DEU	Reece Barr	IRL	Mikaeel Pitamber	ZAF	Mercedes AMG GT3	PRO	2	267.9	25	267.3	12	267.3	24	266.6	15	266.6	23	267.1
4	55	AF Corse	ITA	Laurent De Meeus	BEL	Jamie Stanley	GBR	Ferrari 488 GT3 MY 2020	PROAM	1	267.9	21	267.3	22	266.0	6	266.0	8	266.0	20	266.6
5	77	AlManar Racing by GetSpeed	OMN	Al Faisal Al Zubair	OMN	Fabian Schiller	DEU	Mercedes AMG GT3 2023	PRO	3	267.9	14	267.9	19	267.9	20	267.3	8	267.3	21	267.7
6	51	AF Corse	ITA	Nicola Marinangeli	ITA	Riccardo Agostini	ITA	Ferrari 488 GT3 MY 2020	PRO	4	267.3	16	267.3	22	266.0	19	265.3	6	265.3	12	266.2
7	61	AF Corse	ITA	Jean-Claude Saada	USA	Conrad Grunewald	USA	Ferrari 488 GT3 MY 2020	AM	2	267.3	5	266.6	25	266.0	24	265.3	4	265.3	7	266.1
8	5	Olimp Racing	POL	Stanislaw Jedliński	POL	Krystian Korzeniowski	POL	Ferrari 488 GT3 MY 2021	AM	3	266.6	5	262.7	2	262.1	3	261.5	4	259.6	12	262.5
9	17	Team Motopark	DEU	Diego Menchaca	MEX	Marcos Siebert	ARG	Mercedes AMG GT3 2020	PRO	5	266.6	12	266.0	3	266.0	5	266.0	7	266.0	15	266.1
10	54	CBRX by SPS	DEU	Dexter Müller	CHE	Yannick Mettler	CHE	Mercedes AMG GT3	PROAM	2	266.6	16	266.6	26	266.0	15	266.0	18	266.0	23	266.2
11	88	AF Corse	ITA	Gino Forgione	CHE	Andrea Montermini	ITA	Ferrari 488 GT3 MY 2020	AM*	4	266.6	20	264.7	19	264.7	22	263.4	14	263.4	21	264.5
12	69	Optimum Motorsport	GBR	Samuel De Haan	GBR	Charlie Fagg	GBR	McLaren 720S GT3	PRO	6	266.0	24	265.3	21	264.0	6	264.0	7	264.0	12	264.7
13	911	GetSpeed	DEU	Axel Blom	FIN	Steve Jans	LUX	Mercedes AMG GT3 2023	PROAM	3	266.0	7	266.0	8	266.0	24	265.3	5	265.3	10	265.7
14	99	Lionspeed GP	DEU	Patrick Kolb	DEU	Richard Lietz	AUT	Porsche 991.2 GT3 R	PRO	7	265.3	6	264.7	5	263.4	3	263.4	18	263.4	21	264.0
15	11	Kessel Racing	CHE	Frédéric Jousset	FRA	David Fumanelli	ITA	Ferrari 488 GT3 EVO	PROAM	4	264.7	3	264.0	23	263.4	22	263.4	24	262.7	16	263.6
16	80	Liqui Moly Team Engstler	DEU	Luca Engstler	DEU	Dylan Yip	CAN	Audi R8 LMS Evo II	PRO	8	264.7	21	262.7	13	262.1	11	261.5	5	261.5	8	262.5
17	8	Il Barone Rampante	ITA	Giuseppe Cipriani	ITA		ITA	Lamborghini Huracan GT3 EVO	AM	5	264.0	21	263.4	17	262.7	20	262.1	22	261.5	5	262.7
18	10	racing one	DEU	Stefan Aust	DEU	Jacob Schell	DEU	Ferrari 488 GT3 2020	AM	6	264.0	6	262.7	9	262.7	21	262.7	22	262.1	7	262.9
19	32	Bonaldi Motorsport	ITA	Martin Kodrić	HRV	Sandro Mur	HRV	Lamborghini Huracan GT3 EVO2	PROAM	5	264.0	22	263.4	20	262.1	21	261.5	19	259.6	18	262.1
20	38	Kessel Racing	CHE	Nicolò Rosi	CHE	Niccolò Schirò	ITA	Ferrari 488 GT3 EVO	PROAM	6	264.0	5	262.1	3	262.1	6	261.5	2	261.5	4	262.2
21	66	Greystone GT	GBR	Stewart Proctor	GBR	Lewis Proctor	GBR	McLaren 720S GT3	PROAM	7	264.0	8	263.4	7	262.7	4	262.7	14	262.7	16	263.1
22	22	Team GT	DEU	Alain Valente	CHE	Florian Scholze	DEU	Mercedes AMG GT3 EVO - 2021	PROAM	8	263.4	26	262.7	23	262.1	16	261.5	8	261.5	15	262.2
23	25	AF Corse	ITA	Alessandro Cozzi	ITA	Giorgio Sernagiotto	ITA	Ferrari 488 GT3 MY 2020	AM	7	263.4	21	262.1	7	262.1	8	262.1	9	262.1	14	262.3
24	26	racing one	DEU	Omar Jackson	GBR	Ramez Azzam	CAN	Ferrari 296 GT3	PROAM	9	263.4	11	262.7	6	262.1	10	261.5	4	261.5	14	262.2
25	777	Olimp Racing	POL	Marcin Jedliński	POL	Karol Basz	POL	Mercedes AMG GT3 2020	PROAM	10	263.4	8	262.7	9	262.1	14	262.1	19	262.1	22	262.5
26	786	GetSpeed	DEU	Kiki Sak Nana	THA	Adam Osieka	DEU	Mercedes AMG GT3 2023	AM	8	263.4	5	262.7	4	262.7	6	262.1	3	261.5	8	262.5
27	63	Oregon Team	ITA	Pierre Louis Chovet	FRA	Maximilian Paul	DEU	Lamborghini Huracan GT3 EVO2	PRO	9	262.7	21	262.7	23	262.1	24	261.5	25	260.8	8	262.0
28	91	Team Baron Motorsport	AUT	Ernst Kirchmayr	AUT	Philipp Baron	AUT	Ferrari 488 GT3 Evo	AM	9	262.7	9	262.7	14	262.7	19	262.7	20	262.1	18	262.6
29	19	Oregon Team	ITA	Pietro Perolini	ITA	Daan Arrow	ITA	Lamborghini Huracan GT3 EVO2	PRO	10	261.5	25	260.2	20	260.2	24	260.2	26	259.6	27	260.3
30	27	AF Corse	ITA	Marco Pulcini	ITA	Eddie Cheever III	ITA	Ferrari 488 GT3 MY 2020	PROAM	11	261.5	7	261.5	9	261.5	11	260.2	5	259.6	10	260.8
31	84	Altitude Racing by Greystone GT	GBR	Andrew Gilbert	GBR	Fran Rueda	ESP	McLaren 720S GT3	PROAM	12	261.5	22	258.9	21	257.1	8	255.9	7	255.3	4	257.7
32	33	Bonaldi Motorsport	ITA	Miloš Pavlović	SRB	Sanporn Jao-Javanil	THA	Lamborghini Huracan GT3 EVO2	PROAM	13	257.7	18	257.1	6	257.1	17	256.5	12	256.5	19	257.0
33	007	Street-Art Racing	BEL	Jahid Fazal-Karim	FRA	Pascal Bachmann	CHE	Aston Martin GT3 AMR MY2019	AM	10	217.3	2									217.3





Autodromo Int. do Algarve

International GT Open

Private test - 2

Fastest Laps Sequence

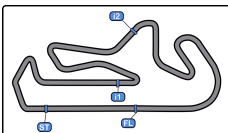
Autodromo do Algarve 4.653 m.



Lap	Time of Day	Session Time	Nº Entrant/Team	Nat	Driver 1	Nat	Driver 2	Nat	Vehicle	Cat	Time	Km/h
2	16:53:37.031	3:37.031	55 AF Corse	ITA	Laurent De Meeus	BEL	Jamie Stanley	GBR	Ferrari 488 GT3 MY 2020	PROAM	1:44.043	160.9
2	16:54:43.528	4:43.528	91 Team Baron Motorsport	AUT	Ernst Kirchmayr	AUT	Philipp Baron	AUT	Ferrari 488 GT3 Evo	AM	1:43.698	161.5
2	16:54:57.552	4:57.552	20 SPS Automotive Performance	DEU	Reece Barr	IRL	Mikael Pitamber	ZAF	Mercedes AMG GT3	PRO	1:43.218	162.2
3	16:56:26.601	6:26.601	91 Team Baron Motorsport	AUT	Ernst Kirchmayr	AUT	Philipp Baron	AUT	Ferrari 488 GT3 Evo	AM	1:43.073	162.5
3	16:56:45.795	6:45.795	38 Kessel Racing	CHE	Nicolò Rosi	CHE	Niccolò Schirò	ITA	Ferrari 488 GT3 EVO	PROAM	1:42.970	162.6
5	17:00:09.367	10:09.367	20 SPS Automotive Performance	DEU	Reece Barr	IRL	Mikael Pitamber	ZAF	Mercedes AMG GT3	PRO	1:42.781	162.9
6	17:01:52.090	11:52.090	20 SPS Automotive Performance	DEU	Reece Barr	IRL	Mikael Pitamber	ZAF	Mercedes AMG GT3	PRO	1:42.723	163.0
10	17:10:42.131	20:42.131	20 SPS Automotive Performance	DEU	Reece Barr	IRL	Mikael Pitamber	ZAF	Mercedes AMG GT3	PRO	1:42.311	163.7
10	17:17:44.180	27:44.180	17 Team Motopark	DEU	Diego Menchaca	MEX	Marcos Siebert	ARG	Mercedes AMG GT3 2020	PRO	1:41.916	164.3







Autodromo Int. do Algarve

International GT Open

Private test - 2

Event Best Maximum Speed

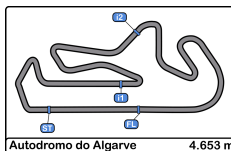
Autodromo do Algarve 4.653 m.



Nº	Entrant/Team	Nat	Driver 1	Nat	Driver 2	Nat	Vehicle	Cat	Km/h	Session
55	AF Corse	ITA	Laurent De Meeus	BEL	Jamie Stanley	GBR	Ferrari 488 GT3 MY 2020	PROAM	272.7	Private test - 1
88	AF Corse	ITA	Gino Forgiione	CHE	Andrea Montermini	ITA	Ferrari 488 GT3 MY 2020	AM*	270.6	Private test - 1
23	Eastalent-Racing	AUT	Simon Reicher	AUT	Christopher Haase	DEU	Audi R8 LMS GT3 Evo II	PRO	270.6	Private test - 1
77	AlManar Racing by GetSpeed	QAT	Al Faisal Al Zubair	QAT	Fabian Schiller	DEU	Mercedes AMG GT3 2023	PRO	270.6	Private test - 1
61	AF Corse	ITA	Jean-Claude Saada	USA	Conrad Grunewald	USA	Ferrari 488 GT3 MY 2020	AM	270.0	Private test - 1
80	Liqui Moly Team Engstler	DEU	Luca Engstler	DEU	Dylan Yip	CHN	Audi R8 LMS Evo II	PRO	269.3	Private test - 1
17	Team Motopark	DEU	Diego Menchaca	MEX	Marcos Siebert	ARG	Mercedes AMG GT3 2020	PRO	268.6	Private test - 1
65	Team Motopark	DEU	Heiko Neumann	DEU	Timo Rumpfkeil	DEU	Mercedes AMG GT3 2020	AM	268.6	Private test - 1
27	AF Corse	ITA	Marco Pulcini	ITA	Eddie Cheever III	ITA	Ferrari 488 GT3 MY 2020	PROAM	268.6	Private test - 1
99	Lionspeed GP	DEU	Patrick Kolb	DEU	Richard Lietz	AUT	Porsche 991.2 GT3 R	PRO	267.9	Private test - 1
11	Kessel Racing	CHE	Frédéric Jousset	FRA	David Fumanelli	ITA	Ferrari 488 GT3 EVO	PROAM	267.9	Private test - 1
51	AF Corse	ITA	Nicola Marinangeli	ITA	Riccardo Agostini	ITA	Ferrari 488 GT3 MY 2020	PRO	267.9	Private test - 1
20	SPS Automotive Performance	DEU	Reece Barr	IRL	Mikael Pitamber	ZAF	Mercedes AMG GT3	PRO	267.9	Private test - 2
54	CBRX by SPS	DEU	Dexter Müller	CHE	Yannick Mettler	CHE	Mercedes AMG GT3	PROAM	267.3	Private test - 1
911	GetSpeed	DEU	Axel Blom	FIN	Steve Jans	LUX	Mercedes AMG GT3 2023	PROAM	266.6	Private test - 1
5	Olimp Racing	POL	Stanislaw Jedliński	POL	Krystian Korzeniowski	POL	Ferrari 488 GT3 MY 2021	AM	266.6	Private test - 2
38	Kessel Racing	CHE	Nicolò Rosi	CHE	Niccolò Schirò	ITA	Ferrari 488 GT3 EVO	PROAM	266.0	Private test - 1
69	Optimum Motorsport	GBR	Samuel De Haan	GBR	Charlie Fagg	GBR	McLaren 720S GT3	PRO	266.0	Private test - 2
8	Il Barone Rampante	ITA	Giuseppe Cipriani	ITA			Lamborghini Huracan GT3 EVO	AM	265.3	Private test - 1
786	GetSpeed	DEU	Kiki Sak Nana	THA	Adam Osieka	DEU	Mercedes AMG GT3 2023	AM	265.3	Private test - 1
91	Team Baron Motorsport	AUT	Ernst Kirchmayr	AUT	Philipp Baron	AUT	Ferrari 488 GT3 Evo	AM	265.3	Private test - 1
10	racing one	DEU	Stefan Aust	DEU	Jacob Schell	DEU	Ferrari 488 GT3 2020	AM	264.7	Private test - 1
66	Greystone GT	GBR	Stewart Proctor	GBR	Lewis Proctor	GBR	McLaren 720S GT3	PROAM	264.0	Private test - 2
32	Bonaldi Motorsport	ITA	Martin Kodrić	HRV	Sandro Mur	HRV	Lamborghini Huracan GT3 EVO2	PROAM	264.0	Private test - 2
19	Oregon Team	ITA	Pietro Perolini	ITA	Daan Arrow	NLD	Lamborghini Huracan GT3 EVO2	PRO	263.4	Private test - 1
777	Olimp Racing	POL	Marcin Jedliński	POL	Karol Basz	POL	Mercedes AMG GT3 2020	PROAM	263.4	Private test - 2
26	racing one	DEU	Omar Jackson	GBR	Ramez Azzam	CAN	Ferrari 296 GT3	PROAM	263.4	Private test - 2
25	AF Corse	ITA	Alessandro Cozzi	ITA	Giorgio Sernagiotto	ITA	Ferrari 488 GT3 MY 2020	AM	263.4	Private test - 2
22	Team GT	DEU	Alain Valente	CHE	Florian Scholze	DEU	Mercedes AMG GT3 EVO - 2021	PROAM	263.4	Private test - 2
63	Oregon Team	ITA	Pierre Louis Chovet	FRA	Maximilian Paul	DEU	Lamborghini Huracan GT3 EVO2	PRO	262.7	Private test - 2
84	Altitude Racing by Greystone GT	GBR	Andrew Gilbert	GBR	Fran Rueda	ESP	McLaren 720S GT3	PROAM	261.5	Private test - 2
33	Bonaldi Motorsport	ITA	Miloš Pavlović	SRB	Sanporn Jao-Javanil	THA	Lamborghini Huracan GT3 EVO2	PROAM	259.6	Private test - 1
007	Street-Art Racing	BEL	Jahid Fazal-Karim	FRA	Pascal Bachmann	CHE	Aston Martin GT3 AMR MY2019	AM	217.3	Private test - 2







**Autodromo Int. do Algarve**  
**International GT Open**  
**Private test - 2**  
**Pit Stop Analysis**



**63** Pierre Louis Chovet Lamborghini Huracan GT3 EVO2

PRO		Maximilian Paul			Oregon Team		
Nº	In Day Time	In Time	Out Time	Pit Time	T. Pit Time	Handicap	Diff.
1	17:04:35.094	17:04:35.094	17:07:32.245	2:57.151	2:57.151		
2	17:16:12.370	17:16:12.370	17:18:41.554	2:29.184	5:26.335		
3	17:27:45.098	17:27:45.098	17:30:43.957	2:58.859	8:25.194		

**66** Stewart Proctor McLaren 720S GT3

PROAM		Lewis Proctor			Greystone GT		
Nº	In Day Time	In Time	Out Time	Pit Time	T. Pit Time	Handicap	Diff.
1	16:57:25.503	16:57:25.503	16:59:18.713	1:53.210	1:53.210		
2	17:08:12.820	17:08:12.820	17:11:23.390	3:10.570	5:03.780		
3	17:20:05.415	17:20:05.415	17:24:42.188	4:36.773	9:40.553		
4	17:33:27.541	17:33:27.541	17:35:57.109	2:29.568	12:10.121		

**69** Samuel De Haan McLaren 720S GT3

PRO		Charlie Fagg			Optimum Motorsport		
Nº	In Day Time	In Time	Out Time	Pit Time	T. Pit Time	Handicap	Diff.
1	17:07:19.373	17:07:19.373	17:09:30.960	2:11.587	2:11.587		
2	17:23:43.342	17:23:43.342	17:25:54.769	2:11.427	4:23.014		
3	17:34:39.395	17:34:39.395	17:37:00.551	2:21.156	6:44.170		

**77** Al Faisal Al Zubair Mercedes AMG GT3 2023

PRO		Fabian Schiller			AlManar Racing by GetSpeed		
Nº	In Day Time	In Time	Out Time	Pit Time	T. Pit Time	Handicap	Diff.
1	16:53:48.810	16:53:48.810	16:56:28.806	2:39.996	2:39.996		
2	17:06:57.889	17:06:57.889	17:09:19.949	2:22.060	5:02.056		
3	17:19:51.645	17:19:51.645	17:24:18.904	4:27.259	9:29.315		

**80** Luca Engstler Audi R8 LMS Evo II

PRO		Dylan Yip			Liqui Moly Team Engstler		
Nº	In Day Time	In Time	Out Time	Pit Time	T. Pit Time	Handicap	Diff.
1	16:59:51.105	16:59:51.105	17:02:17.486	2:26.381	2:26.381		
2	17:16:17.338	17:16:17.338	17:21:38.230	5:20.892	7:47.273		
3	17:36:02.338	17:36:02.338	17:38:22.045	2:19.707	10:06.980		

**84** Andrew Gilbert McLaren 720S GT3

PROAM		Fran Rueda			Altitude Racing by Greystone GT		
Nº	In Day Time	In Time	Out Time	Pit Time	T. Pit Time	Handicap	Diff.
1	16:59:02.087	16:59:02.087	17:01:43.982	2:41.895	2:41.895		
2	17:07:06.936	17:07:06.936	17:09:28.246	2:21.310	5:03.205		
3	17:18:49.045	17:18:49.045	17:23:55.950	5:06.905	10:10.110		
4	17:29:27.361	17:29:27.361	17:30:54.441	1:27.080	11:37.190		
5	17:36:15.339	17:36:15.339	17:38:08.686	1:53.347	13:30.537		

**88** Gino Forgione Ferrari 488 GT3 MY 2020

AM*		Andrea Montermini			AF Corse		
Nº	In Day Time	In Time	Out Time	Pit Time	T. Pit Time	Handicap	Diff.
1	16:54:14.941	16:54:14.941	16:56:42.387	2:27.446	2:27.446		
2	17:07:32.354	17:07:32.354	17:11:35.349	4:02.995	6:30.441		
3	17:24:12.450	17:24:12.450	17:26:24.137	2:11.687	8:42.128		

**91** Ernst Kirchmayr Ferrari 488 GT3 Evo

AM		Philipp Baron			Team Baron Motorsport		
Nº	In Day Time	In Time	Out Time	Pit Time	T. Pit Time	Handicap	Diff.
1	16:58:13.194	16:58:13.194	17:02:28.618	4:15.424	4:15.424		
2	17:17:11.244	17:17:11.244	17:20:17.527	3:06.283	7:21.707		
3	17:34:23.641	17:34:23.641	17:37:55.050	3:31.409	10:53.116		

**99** Patrick Kolb Porsche 991.2 GT3 R

PRO		Richard Lietz			Lionspeed GP		
Nº	In Day Time	In Time	Out Time	Pit Time	T. Pit Time	Handicap	Diff.
1	17:01:02.119	17:01:02.119	17:03:19.702	2:17.583	2:17.583		
2	17:13:48.887	17:13:48.887	17:15:21.083	1:32.196	3:49.779		
3	17:25:51.974	17:25:51.974	17:31:02.847	5:10.873	9:00.652		
4	17:38:02.506	17:38:02.506	17:40:36.054	2:33.548	11:34.200		

**777** Marcin Jedliński Mercedes AMG GT3 2020

PROAM		Karol Basz			Olimp Racing		
Nº	In Day Time	In Time	Out Time	Pit Time	T. Pit Time	Handicap	Diff.
1	16:58:42.110	16:58:42.110	17:03:46.028	5:03.918	5:03.918		
2	17:12:32.454	17:12:32.454	17:16:44.609	4:12.155	9:16.073		
3	17:29:14.444	17:29:14.444	17:32:18.196	3:03.752	12:19.825		

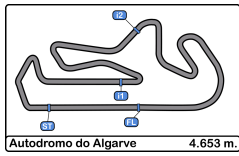
**786** Kiki Sak Nana Mercedes AMG GT3 2023

AM		Adam Osieka			GetSpeed		
Nº	In Day Time	In Time	Out Time	Pit Time	T. Pit Time	Handicap	Diff.
1	17:04:59.949	17:04:59.949	17:07:06.773	2:06.824	2:06.824		

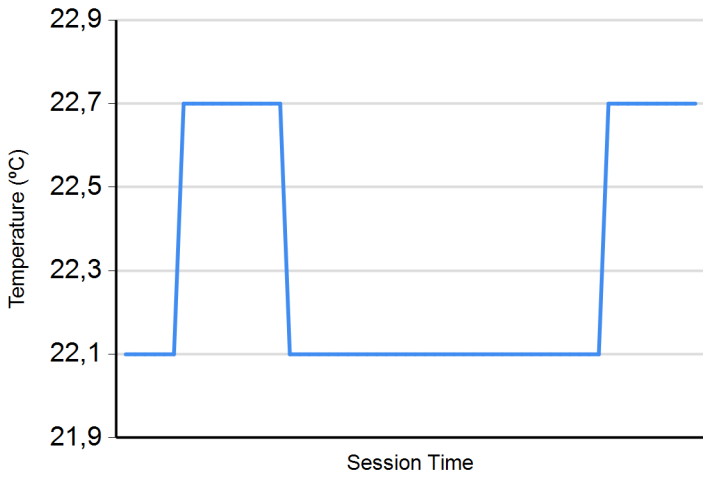
**911** Axel Blom Mercedes AMG GT3 2023

PROAM		Steve Jans			GetSpeed		
Nº	In Day Time	In Time	Out Time	Pit Time	T. Pit Time	Handicap	Diff.
1	17:08:10.166	17:08:10.166	17:15:14.574	7:04.408	7:04.408		
2	17:34:57.712	17:34:57.712	17:36:09.276	1:11.564	8:15.972		

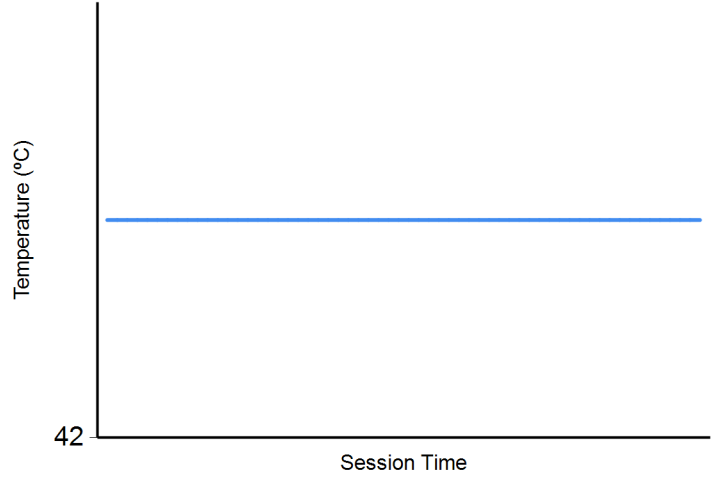




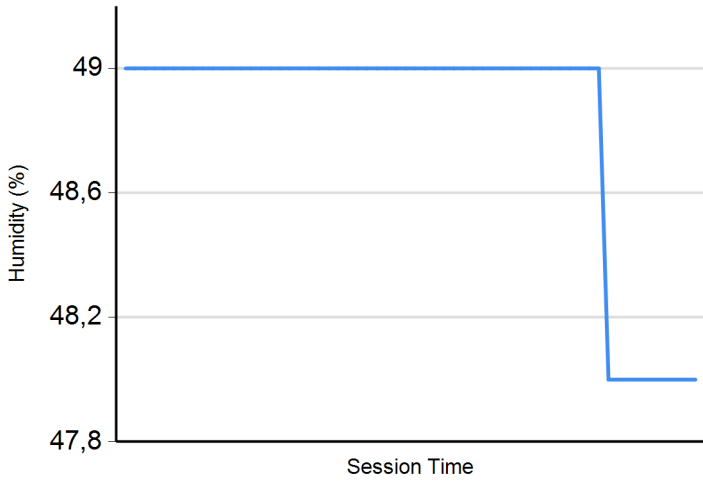
**Air Temperature**



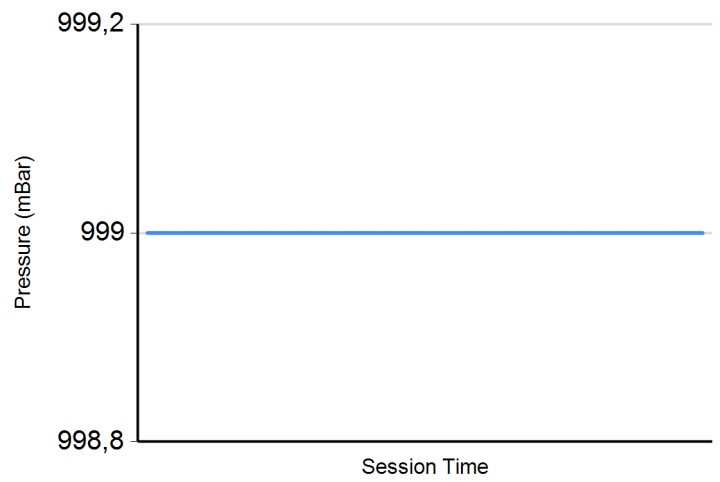
**Track Temperature**



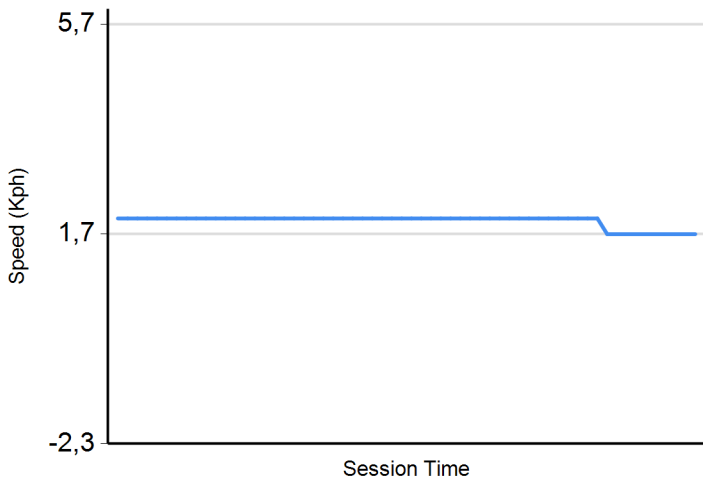
**Humidity**



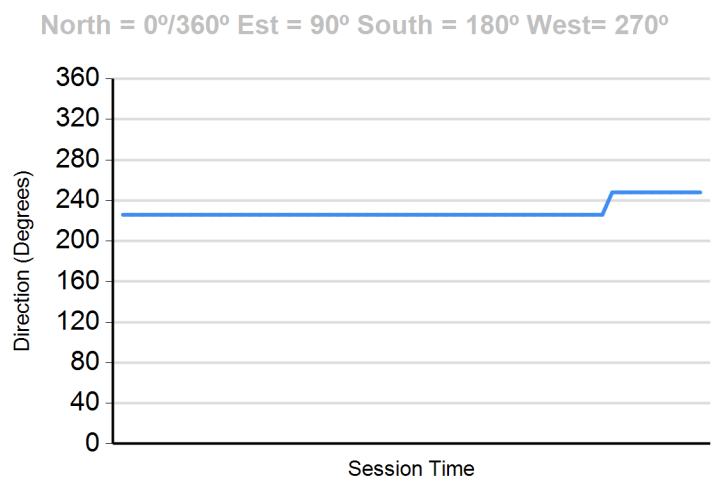
**Pressure**



**Wind Speed**



**Wind direction**



Autodromo Int. do Algarve  
International GT Open  
Private Test - 1 - 2  
Combined Results

Cls	N°	Entrant/Team	Nat	Driver 1	Nat	Driver 2	Nat	Vehicle	Cat	Cls	Laps	PT1	PT2	Best	Gap	Interval	Km/h		
1	17	Team Motopark		Diego Menchaca		Marcos Siebert		Mercedes AMG GT3 2020	PRO	1	41	1:42.522	16	<b>1:41.916</b>	10	<b>1:41.916</b>		164.3	
2	11	Kessel Racing		Frédéric Jousset		David Fumanelli		Ferrari 488 GT3 EVO	PROAM	1	50	<b>1:42.081</b>	4	1:43.827	2	<b>1:42.081</b>	0.165	0.165	164.0
3	20	SPS Automotive Performance		Reece Barr		Mikaeel Pitamber		Mercedes AMG GT3	PRO	2	26			<b>1:42.311</b>	10	<b>1:42.311</b>	0.395	0.230	163.7
4	77	AlManar Racing by GetSpeed		Al Faisal Al Zubair		Fabian Schiller		Mercedes AMG GT3 2023	PRO	3	46	1:42.753	4	<b>1:42.318</b>	12	<b>1:42.318</b>	0.402	0.007	163.7
5	80	Liqui Moly Team Engstler		Luca Engstler		Dylan Yip		Audi R8 LMS Evo II	PRO	4	49	<b>1:42.487</b>	12	1:43.268	11	<b>1:42.487</b>	0.571	0.169	163.4
6	65	Team Motopark		Heiko Neumann		Timo Rumpfkeil		Mercedes AMG GT3 2020	AM	1	46	1:43.302	7	<b>1:42.596</b>	24	<b>1:42.596</b>	0.680	0.109	163.2
7	66	Greystone GT		Stewart Proctor		Lewis Proctor		McLaren 720S GT3	PROAM	2	48	1:43.817	10	<b>1:42.633</b>	13	<b>1:42.633</b>	0.717	0.037	163.2
8	54	CBRX by SPS		Dexter Müller		Yannick Mettler		Mercedes AMG GT3	PROAM	3	53	1:42.836	10	<b>1:42.671</b>	25	<b>1:42.671</b>	0.755	0.038	163.1
9	23	Eastalent-Racing		Simon Reicher		Christopher Haase		Audi R8 LMS GT3 Evo II	PRO	5	45	<b>1:42.731</b>	7	1:42.920	20	<b>1:42.731</b>	0.815	0.060	163.0
10	27	AF Corse		Marco Pulcini		Eddie Cheever III		Ferrari 488 GT3 MY 2020	PROAM	4	36	<b>1:42.748</b>	23	1:44.355	7	<b>1:42.748</b>	0.832	0.017	163.0
11	19	Oregon Team		Pietro Perolini		Daan Arrow		Lamborghini Huracan GT3 EVO2	PRO	6	56	1:43.340	23	<b>1:42.776</b>	24	<b>1:42.776</b>	0.860	0.028	162.9
12	69	Optimum Motorsport		Samuel De Haan		Charlie Fagg		McLaren 720S GT3	PRO	7	45	1:42.931	15	<b>1:42.838</b>	23	<b>1:42.838</b>	0.922	0.062	162.8
13	88	AF Corse		Gino Forgione		Andrea Montermini		Ferrari 488 GT3 MY 2020	AM*	2	48	<b>1:42.874</b>	23	1:43.475	19	<b>1:42.874</b>	0.958	0.036	162.8
14	38	Kessel Racing		Nicolò Rosi		Nicolò Schirò		Ferrari 488 GT3 EVO	PROAM	5	45	1:43.673	3	<b>1:42.970</b>	3	<b>1:42.970</b>	1.054	0.096	162.6
15	61	AF Corse		Jean-Claude Saada		Conrad Grunewald		Ferrari 488 GT3 MY 2020	AM	3	47	<b>1:42.980</b>	7	1:43.086	6	<b>1:42.980</b>	1.064	0.010	162.6
16	51	AF Corse		Nicola Marinangeli		Riccardo Agostini		Ferrari 488 GT3 MY 2020	PRO	8	47	<b>1:43.070</b>	8	1:43.120	22	<b>1:43.070</b>	1.154	0.090	162.5
17	99	Lionspeed GP		Patrick Kolb		Richard Lietz		Porsche 991.2 GT3 R	PRO	9	47	<b>1:43.071</b>	13	1:43.473	17	<b>1:43.071</b>	1.155	0.001	162.5
18	91	Team Baron Motorsport		Ernst Kirchmayr		Philipp Baron		Ferrari 488 GT3 Evo	AM	4	48	1:43.847	4	<b>1:43.073</b>	3	<b>1:43.073</b>	1.157	0.002	162.5
19	63	Oregon Team		Pierre Louis Chovet		Maximilian Paul		Lamborghini Huracan GT3 EVO2	PRO	10	55	1:43.595	27	<b>1:43.086</b>	24	<b>1:43.086</b>	1.170	0.013	162.4
20	32	Bonaldi Motorsport		Martin Kodrić		Sandro Mur		Lamborghini Huracan GT3 EVO2	PROAM	6	47	1:43.723	17	<b>1:43.113</b>	19	<b>1:43.113</b>	1.197	0.027	162.4
21	777	Olimp Racing		Marcin Jedliński		Karol Basz		Mercedes AMG GT3 2020	PROAM	7	43	1:43.687	9	<b>1:43.162</b>	3	<b>1:43.162</b>	1.246	0.049	162.3
22	22	Team GT		Alain Valente		Florian Scholze		Mercedes AMG GT3 EVO - 2021	PROAM	8	26			<b>1:43.174</b>	12	<b>1:43.174</b>	1.258	0.012	162.3
23	55	AF Corse		Laurent De Meeus		Jamie Stanley		Ferrari 488 GT3 MY 2020	PROAM	9	43	1:43.390	20	<b>1:43.361</b>	20	<b>1:43.361</b>	1.445	0.187	162.0
24	25	AF Corse		Alessandro Cozzi		Giorgio Sernagiotto		Ferrari 488 GT3 MY 2020	AM	5	45	1:43.511	7	<b>1:43.383</b>	21	<b>1:43.383</b>	1.467	0.022	162.0
25	911	GetSpeed		Axel Blom		Steve Jans		Mercedes AMG GT3 2023	PROAM	10	54	<b>1:43.616</b>	19	1:44.043	23	<b>1:43.616</b>	1.700	0.233	161.6
26	8	Il Barone Rampante		Giuseppe Cipriani				Lamborghini Huracan GT3 EVO	AM	6	48	1:44.508	23	<b>1:43.855</b>	20	<b>1:43.855</b>	1.939	0.239	161.2
27	5	Olimp Racing		Stanislaw Jedliński		Krystian Korzeniowski		Ferrari 488 GT3 MY 2021	AM	7	32	1:45.057	3	<b>1:44.028</b>	4	<b>1:44.028</b>	2.112	0.173	161.0
28	26	racing one		Omar Jackson		Ramez Azzam		Ferrari 296 GT3	PROAM	11	46	1:45.832	19	<b>1:44.035</b>	12	<b>1:44.035</b>	2.119	0.007	161.0
29	84	Altitude Racing by Greystone GT		Andrew Gilbert		Fran Rueda		McLaren 720S GT3	PROAM	12	25	2:01.489	3	<b>1:44.186</b>	21	<b>1:44.186</b>	2.270	0.151	160.7
30	33	Bonaldi Motorsport		Miloš Pavlović		Sanporn Jao-Javanil		Lamborghini Huracan GT3 EVO2	PROAM	13	50	<b>1:44.523</b>	14	1:44.668	12	<b>1:44.523</b>	2.607	0.337	160.2
31	10	racing one		Stefan Aust		Jacob Schell		Ferrari 488 GT3 2020	AM	8	54	1:45.297	12	<b>1:45.295</b>	21	<b>1:45.295</b>	3.379	0.772	159.0
32	786	GetSpeed		Kiki Sak Nana		Adam Osieka		Mercedes AMG GT3 2023	AM	9	37	<b>1:45.297</b>	10	1:47.539	10	<b>1:45.297</b>	3.381	0.002	159.0
33	007	Street-Art Racing		Jahid Fazal-Karim		Pascal Bachmann		Aston Martin GT3 AMR MY2019	AM	10	5	2:13.076	2	<b>2:10.329</b>	2	<b>2:10.329</b>	28.413	25.032	128.5

Published at:.....

<b>Race Director:</b>	<b>Timekeeper:</b>
-----------------------	--------------------