

Paul Ricard
International GT Open
Race - 2
Provisional Results



Paul Ricard 5.822 m

Cls	N°	Entrant/Team	Nat	Driver 1	Nat	Driver 2	Nat	Vehicle	Cat	Cl	Laps	Total Time	Gap	Interval	Km/h	Best	Time	Km/h
1	63	Oregon Team	ITA	Pierre Louis Chovet	FRA	Maximilian Paul	DEU	Lamborghini Huracan GT3 EVO2	PRO	1	29	1:01:44.574			164.0	11	2:04.143	168.8
2	23	Eastalent-Racing	AUT	Simon Reicher	AUT	Christopher Haase	DEU	Audi R8 LMS GT3 Evo II	PRO	2	29	1:01:45.525	0.951	0.951	164.0	15	2:04.057	168.9
3	17	Team Motopark	DEU	Diego Menchaca	MEX	Marcos Siebert	ARG	Mercedes AMG GT3 2020	PRO	3	29	1:02:00.633	16.059	15.108	163.3	20	2:04.167	168.7
4	20	SPS Automotive Performance	DEU	Reece Barr	IRL	Mikael Pitamber	ZAF	Mercedes AMG GT3	PRO	4	29	1:02:01.572	16.998	0.939	163.3	14	2:03.993	169.0
5	99	Lionspeed GP	DEU	Patrick Kolb	DEU	Alfred Renauer	DEU	Porsche 991.2 GT3 R	PRO	5	29	1:02:06.642	22.068	5.070	163.1	16	2:04.968	167.7
6	69	Optimum Motorsport	GBR	Samuel De Haan	GBR	Charlie Fagg	GBR	McLaren 720S GT3	PRO	6	29	1:02:14.622	30.048	7.980	162.7	14	2:04.120	168.8
7	84	Altitude Racing by Optimum Motorsport	GBR	Andrew Gilbert	GBR	Fran Rueda	ESP	McLaren 720S GT3	PROAM	1	29	1:02:25.288	40.714	10.666	162.2	10	2:04.338	168.5
8	54 *	CBRX by SPS	DEU	Dexter Müller	CHE	Yannick Mettler	CHE	Mercedes AMG GT3	PROAM	2	29	1:02:34.195	49.621	8.907	161.9	14	2:05.234	167.3
9	51 *	AF Corse	ITA	Nicola Marinangeli	ITA	Riccardo Agostini	ITA	Ferrari 296 GT3	PRO	7	29	1:02:34.475	49.901	0.280	161.8	28	2:04.340	168.5
10	33	Bonaldi Motorsport	ITA	Miloš Pavlović	SRB	Sanporn Jao-Javanil	THA	Lamborghini Huracan GT3 EVO2	PROAM	3	29	1:02:35.904	51.330	1.429	161.8	11	2:05.303	167.2
11	27	AF Corse	ITA	Marco Pulcini	ITA	Eddie Cheever III	ITA	Ferrari 488 GT3 MY 2020	PROAM	4	29	1:02:37.486	52.912	1.582	161.7	15	2:03.826	169.2
12	911	GetSpeed	DEU	Axel Blom	FIN	Steve Jans	LUX	Mercedes AMG GT3 2023	PROAM	5	29	1:02:38.765	54.191	1.279	161.7	29	2:04.884	167.8
13	19 *	Oregon Team	ITA	Pietro Perolini	ITA	Daan Arrow	NLD	Lamborghini Huracan GT3 EVO2	PRO	8	29	1:02:42.288	57.714	3.523	161.5	17	2:05.084	167.5
14	777	Olimp Racing	POL	Marcin Jedliński	POL	Karol Basz	DEU	Audi R8 LMS 2018	PROAM	6	29	1:02:50.474	1:05.900	8.186	161.2	26	2:03.933	169.1
15	65	Team Motopark	DEU	Heiko Neumann	DEU	Timo Rumpfkeil	DEU	Mercedes AMG GT3 2020	AM	1	29	1:02:50.827	1:06.253	0.353	161.1	10	2:05.544	166.9
16	38	Kessel Racing	CHE	Nicolò Rosi	CHE	Nicolò Schirò	ITA	Ferrari 296 GT3	PROAM	7	29	1:02:51.925	1:07.351	1.098	161.1	15	2:04.484	168.3
17	25	AF Corse	ITA	Alessandro Cozzi	ITA	Giorgio Sernagiotto	ITA	Ferrari 296 GT3	AM*	2	29	1:03:03.279	1:18.705	11.354	160.6	11	2:05.014	167.6
18	61	AF Corse	ITA	Jean-Claude Saada	USA	Conrad Grunewald	USA	Ferrari 488 GT3 MY 2020	AM*	3	29	1:03:05.710	1:21.136	2.431	160.5	11	2:04.845	167.8
19	91	Team Baron Motorsport	AUT	Ernst Kirchmayr	AUT	Philipp Baron	AUT	Ferrari 488 GT3 Evo	AM	4	29	1:03:06.215	1:21.641	0.505	160.5	15	2:05.902	166.4
20	6 *	GetSpeed	DEU	Andrés Latorre	AUS	Aaron Walker	GBR	Mercedes AMG GT3 2023	PROAM	8	29	1:03:16.848	1:32.274	10.633	160.0	29	2:04.475	168.3
21	8	Il Barone Rampante	ITA	Giuseppe Cipriani	ITA		ITA	Lamborghini Huracan GT3 EVO	AM	5	29	1:03:27.539	1:42.965	10.691	159.6	23	2:06.048	166.2
22	133	Kessel Racing	CHE	Murat Ruhi Cuhadaroglu	TUR	Emanuele Maria Tabacchi	ITA	Ferrari 488 GT3 Evo	AM	6	29	1:03:33.144	1:48.570	5.605	159.4	21	2:06.339	165.8
23	71	AF Corse	ITA	Franck Dezoteux	FRA		FRA	Ferrari 488 GT3 MY 2020	AM	7	29	1:03:39.527	1:54.953	6.383	159.1	16	2:07.000	165.0
24	66	Greystone GT	GBR	Stewart Proctor	GBR	Lewis Proctor	GBR	McLaren 720S GT3	PROAM	9	29	1:03:42.011	1:57.437	2.484	159.0	7	2:05.040	167.6
25	11 *	Kessel Racing	CHE	Frédéric Jousset	FRA	David Fumanelli	ITA	Ferrari 296 GT3	PROAM	10	29	1:03:46.125	2:01.551	4.114	158.8	8	2:05.253	167.3
26	26 *	racing one	DEU	Omar Jackson	GBR	Axcil Jefferies	ZWE	Ferrari 296 GT3	PROAM	11	29	1:03:50.641	2:06.067	4.516	158.6	10	2:05.707	166.7
27	10	racing one	DEU	Stefan Aust	DEU	Jacob Schell	DEU	Ferrari 488 GT3 2020	AM	8	28	1:01:55.022	1 Lap	1 Lap	157.9	5	2:07.923	163.8
28	007	Street-Art Racing	BEL	Jahid Fazal-Karim	FRA	Pascal Bachmann	CHE	Aston Martin GT3 AMR MY2019	AM	9	28	1:02:13.323	1 Lap	18.301	157.1	16	2:07.766	164.0
29	5 *	Olimp Racing	POL	Stanislaw Jedliński	POL	Krystian Korzeniowski	POL	Ferrari 488 GT3 MY 2021	AM	10	28	1:03:59.057	1 Lap	1:45.734	152.8	6	2:05.596	166.8
30	55	AF Corse	ITA	Laurent De Meeus	GBR	Jamie Stanley	GBR	Ferrari 488 GT3 MY 2020	PROAM	12	24	52:39.514	5 Laps	4 Laps	159.2	9	2:05.621	166.8

Not classified: (Requirements: 75% of number laps of leader = 22 Laps)

88	AF Corse	ITA	Gino Forgione	CHE	Andrea Montermini	ITA	Ferrari 488 GT3 MY 2020	AM*	11
----	----------	-----	----------------------	-----	-------------------	-----	-------------------------	-----	----

Fastest lap Pulcini - Cheever III in 2:03.826 at 169.2 Km/h in lap 15

Published at:.....

Track Temp: **50.3 °C** Air Temp: **29.2 °C** Humidity: **42 %** Track Status: **DRY**

Race Director:

Neus Santamaría Sanromà

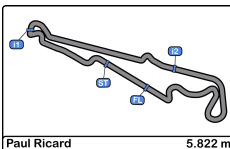
DPB-0819-ESP/CAT

Timekeeper:

Luis García

JOB-1605-ESP/M





Paul Ricard
International GT Open
Race - 2
Provisional Results



PROAM	27	AF Corse		ITA	Marco Pulcini		ITA	Eddie Cheever III		ITA	Ferrari 488 GT3 MY 2020	15	2:03.826	169.2
PRO	20	SPS Automotive Performance		DEU	Reece Barr		ITA	Mikael Pitamber		ZAF	Mercedes AMG GT3	14	2:03.993	169.0
AM	61	AF Corse		ITA	Jean-Claude Saada		USA	Conrad Grunewald		USA	Ferrari 488 GT3 MY 2020	11	2:04.845	167.8

*** PENALTIES**

CAR #26 - 10 SECONDS TIME PENALTY ADDED TO RACE TIME - CAUSING A COLLISION

CAR #11 - 5 SECONDS TIME PENALTY ADDED TO RACE TIME TRACK LIMITS

CAR #54 - 5 SECONDS TIME PENALTY ADDED TO RACE TIME - LESS TIME HANDICAP

REPRIMAND TO CAR 11 DRIVER JUSSET - CROSSING WHITE LINE AT PIT EXIT

CAR #51 - 5 SECONDS TIME PENALTY ADDED TO RACE TIME - TRACK LIMITS

CAR #19 - 5 SECONDS TIME PENALTY ADDED TO RACE TIME - TRACK LIMITS

CAR #5 - 5 SECONDS TIME PENALTY ADDED TO RACE TIME - TRACK LIMITS

CAR #6 - 5 SECONDS TIME PENALTY ADDED TO RACE TIME - TRACK LIMITS

Published at:.....

Track Temp: **50.3 °C** Air Temp: **29.2 °C** Humidity: **42 %** Track Status: **DRY**

Race Director:

Neus Santamaría Sanromà

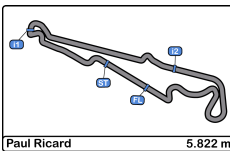
DPB-0819-ESP/CAT

Timekeeper:

Luis Garcia

JOB-1605-ESP/M





Paul Ricard
International GT Open
Race - 2
Provisional Results by Category



PRO																		
Cls	N°	Entrant/Team	Nat	Driver 1	Nat	Driver 2	Nat	Vehicle	Cat	Ci	Laps	Total Time	Gap	Interval	Km/h	Best	Time	Km/h
1	63	Oregon Team	ITA	Pierre Louis Chovet	FRA	Maximilian Paul	DEU	Lamborghini Huracan GT3 EVO2	PRO	1	29	1:01:44.574			164.0	11	2:04.143	168.8
2	23	Eastalent-Racing	AUT	Simon Reicher	AUT	Christopher Haase	DEU	Audi R8 LMS GT3 Evo II	PRO	2	29	1:01:45.525	0.951	0.951	164.0	15	2:04.057	168.9
3	17	Team Motopark	DEU	Diego Menchaca	MEX	Marcos Siebert	ARG	Mercedes AMG GT3 2020	PRO	3	29	1:02:00.633	16.059	15.108	163.3	20	2:04.167	168.7
4	20	SPS Automotiv Performance	DEU	Reece Barr	IRE	Mikael Pitamber	ZAF	Mercedes AMG GT3	PRO	4	29	1:02:01.572	16.998	0.939	163.3	14	2:03.993	169.0
5	99	Lionspeed GP	DEU	Patrick Kolb	DEU	Alfred Renauer	DEU	Porsche 991.2 GT3 R	PRO	5	29	1:02:06.642	22.068	5.070	163.1	16	2:04.968	167.7
6	69	Optimum Motorsport	GBR	Samuel De Haan	GBR	Charlie Fagg	GBR	McLaren 720S GT3	PRO	6	29	1:02:14.622	30.048	7.980	162.7	14	2:04.120	168.8
7	51 *	AF Corse	ITA	Nicola Marinangeli	ITA	Riccardo Agostini	ITA	Ferrari 296 GT3	PRO	7	29	1:02:34.475	49.901	19.853	161.8	28	2:04.340	168.5
8	19 *	Oregon Team	ITA	Pietro Perolini	ITA	Daan Arrow	NLD	Lamborghini Huracan GT3 EVO2	PRO	8	29	1:02:42.288	57.714	7.813	161.5	17	2:05.084	167.5

PROAM																		
Cls	N°	Entrant/Team	Nat	Driver 1	Nat	Driver 2	Nat	Vehicle	Cat	Ci	Laps	Total Time	Gap	Interval	Km/h	Best	Time	Km/h
1	84	Altitude Racing by Optimum Motorsport	GBR	Andrew Gilbert	GBR	Fran Rueda	ESP	McLaren 720S GT3	PROAM	1	29	1:02:25.288			162.2	10	2:04.338	168.5
2	54 *	CBRX by SPS	DEU	Dexter Müller	CHE	Yannick Mettler	CHE	Mercedes AMG GT3	PROAM	2	29	1:02:34.195	8.907	8.907	161.9	14	2:05.234	167.3
3	33	Bonaldi Motorsport	ITA	Miloš Pavlović	SRB	Sanporn Jao-Javanil	THA	Lamborghini Huracan GT3 EVO2	PROAM	3	29	1:02:35.904	10.616	1.709	161.8	11	2:05.303	167.2
4	27	AF Corse	ITA	Marco Pulcini	ITA	Eddie Cheever III	ITA	Ferrari 488 GT3 MY 2020	PROAM	4	29	1:02:37.486	12.198	1.582	161.7	15	2:03.826	169.2
5	911	GetSpeed	DEU	Axel Blom	FIN	Steve Jans	LUX	Mercedes AMG GT3 2023	PROAM	5	29	1:02:38.765	13.477	1.279	161.7	29	2:04.884	167.8
6	777	Olimp Racing	POL	Marcin Jedliński	POL	Karol Basz	LUX	Audi R8 LMS 2018	PROAM	6	29	1:02:50.474	25.186	11.709	161.2	26	2:03.933	169.1
7	38	Kessel Racing	CHE	Nicolò Rosi	CHE	Niccolò Schirò	ITA	Ferrari 296 GT3	PROAM	7	29	1:02:51.925	26.637	1.451	161.1	15	2:04.484	168.3
8	6 *	GetSpeed	DEU	Andrés Latorre	AUS	Aaron Walker	GBR	Mercedes AMG GT3 2023	PROAM	8	29	1:03:16.848	51.560	24.923	160.0	29	2:04.475	168.3
9	66	Greystone GT	GBR	Stewart Proctor	GBR	Lewis Proctor	GBR	McLaren 720S GT3	PROAM	9	29	1:03:42.011	1:16.723	25.163	159.0	7	2:05.040	167.6
10	11 *	Kessel Racing	CHE	Frédéric Jousset	FRA	David Fumanelli	ITA	Ferrari 296 GT3	PROAM	10	29	1:03:46.125	1:20.837	4.114	158.8	8	2:05.253	167.3
11	26 *	racing one	DEU	Omar Jackson	GBR	Axcil Jefferies	ZWE	Ferrari 296 GT3	PROAM	11	29	1:03:50.641	1:25.353	4.516	158.6	10	2:05.707	166.7
12	55	AF Corse	ITA	Laurent De Meeus	GBL	Jamie Stanley	GBR	Ferrari 488 GT3 MY 2020	PROAM	12	24	52:39.514	5 Laps	5 Laps	159.2	9	2:05.621	166.8

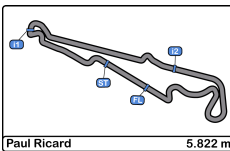
AM																		
Cls	N°	Entrant/Team	Nat	Driver 1	Nat	Driver 2	Nat	Vehicle	Cat	Ci	Laps	Total Time	Gap	Interval	Km/h	Best	Time	Km/h
1	65	Team Motopark	DEU	Heiko Neumann	DEU	Timo Rumpfkeil	DEU	Mercedes AMG GT3 2020	AM	1	29	1:02:50.827			161.1	10	2:05.544	166.9
2	25	AF Corse	ITA	Alessandro Cozzi	ITA	Giorgio Sernagiotto	ITA	Ferrari 296 GT3	AM*	2	29	1:03:03.279	12.452	12.452	160.6	11	2:05.014	167.6
3	61	AF Corse	ITA	Jean-Claude Saada	USA	Conrad Grunewald	USA	Ferrari 488 GT3 MY 2020	AM*	3	29	1:03:05.710	14.883	2.431	160.5	11	2:04.845	167.8
4	91	Team Baron Motorsport	AUT	Ernst Kirchmayr	AUT	Philipp Baron	AUT	Ferrari 488 GT3 Evo	AM	4	29	1:03:06.215	15.388	0.505	160.5	15	2:05.902	166.4
5	8	Il Barone Rampante	ITA	Giuseppe Cipriani	ITA		ITA	Lamborghini Huracan GT3 EVO	AM	5	29	1:03:27.539	36.712	21.324	159.6	23	2:06.048	166.2
6	133	Kessel Racing	CHE	Murat Ruhi Cuhadaroglu	TUR	Emanuele Maria Tabacchi	ITA	Ferrari 488 GT3 Evo	AM	6	29	1:03:33.144	42.317	5.605	159.4	21	2:06.339	165.8
7	71	AF Corse	ITA	Franck Dezoteux	FRA		FRA	Ferrari 488 GT3 MY 2020	AM	7	29	1:03:39.527	48.700	6.383	159.1	16	2:07.000	165.0

Published at:.....

Track Temp: 50.3 °C Air Temp: 29.2 °C Humidity: 42 % Track Status: DRY

Race Director:	Neus Santamaría Sanromà DPB-0819-ESP/CAT	Timekeeper:	Luis García JOB-1605-ESP/M
-----------------------	---	--------------------	-------------------------------





Paul Ricard
International GT Open
Race - 2
Provisional Results by Category



AM																		
Cls	Nº	Entrant/Team	Nat	Driver 1	Nat	Driver 2	Nat	Vehicle	Cat	Cl	Laps	Total Time	Gap	Interval	Km/h	Best	Time	Km/h
8	10	racing one		Stefan Aust		Jacob Schell		Ferrari 488 GT3 2020	AM	8	28	1:01:55.022	1 Lap	1 Lap	157.9	5	2:07.923	163.8
9	007	Street-Art Racing		Jahid Fazal-Karim		Pascal Bachmann		Aston Martin GT3 AMR MY2019	AM	9	28	1:02:13.323	1 Lap	18.301	157.1	16	2:07.766	164.0
10	5 *	Olimp Racing		Stanislaw Jedliński		Krystian Korzeniowski		Ferrari 488 GT3 MY 2021	AM	10	28	1:03:59.057	1 Lap	1:45.734	152.8	6	2:05.596	166.8
Not classified: (Requirements: 75% of number laps of leader = 22 Laps)																		
	88	AF Corse		Gino Forgiione		Andrea Montermini		Ferrari 488 GT3 MY 2020	AM*	11								

Fastest lap Pulcini - Cheever III in 2:03.826 at 169.2 Km/h in lap 15

*** PENALTIES**

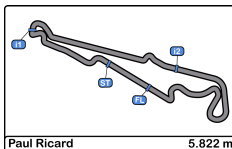
- CAR #26 - 10 SECONDS TIME PENALTY ADDED TO RACE TIME - CAUSING A COLLISION
- CAR #11 - 5 SECONDS TIME PENALTY ADDED TO RACE TIME TRACK LIMITS
- CAR #54 - 5 SECONDS TIME PENALTY ADDED TO RACE TIME - LESS TIME HANDICAP
- REPRIMAND TO CAR 11 DRIVER JUSSET - CROSSING WHITE LINE AT PIT EXIT
- CAR #51 - 5 SECONDS TIME PENALTY ADDED TO RACE TIME - TRACK LIMITS
- CAR #19 - 5 SECONDS TIME PENALTY ADDED TO RACE TIME - TRACK LIMITS
- CAR #5 - 5 SECONDS TIME PENALTY ADDED TO RACE TIME - TRACK LIMITS
- CAR #6 - 5 SECONDS TIME PENALTY ADDED TO RACE TIME - TRACK LIMITS

Published at:.....

Track Temp: 50.3 °C Air Temp: 29.2 °C Humidity: 42 % Track Status: DRY

Race Director:	Neus Santamaría Sanromà DPB-0819-ESP/CAT	Timekeeper:	Luis García JOB-1605-ESP/M
-----------------------	---	--------------------	-----------------------------------





Paul Ricard
International GT Open
Race - 2
Provisional Results by Class



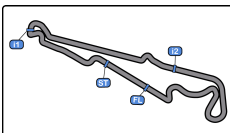
International GT Open																		
Cls	N°	Entrant/Team	Nat	Driver 1	Nat	Driver 2	Nat	Vehicle	Cat	Cl	Laps	Total Time	Gap	Interval	Km/h	Best	Time	Km/h
1	63	Oregon Team	ITA	Pierre Louis Chovet	FRA	Maximilian Paul	DEU	Lamborghini Huracan GT3 EVO2	GT3	1	29	1:01:44.574			164.0	11	2:04.143	168.8
2	23	Eastalent-Racing	AUT	Simon Reicher	AUT	Christopher Haase	DEU	Audi R8 LMS GT3 Evo II	GT3	2	29	1:01:45.525	0.951	0.951	164.0	15	2:04.057	168.9
3	17	Team Motopark	DEU	Diego Menchaca	MEX	Marcos Siebert	ARG	Mercedes AMG GT3 2020	GT3	3	29	1:02:00.633	16.059	15.108	163.3	20	2:04.167	168.7
4	20	SPS Automotive Performance	DEU	Reece Barr	IRE	Mikaeel Pitamber	ZAF	Mercedes AMG GT3	GT3	4	29	1:02:01.572	16.998	0.939	163.3	14	2:03.993	169.0
5	99	Lionspeed GP	DEU	Patrick Kolb	DEU	Alfred Renauer	DEU	Porsche 991.2 GT3 R	GT3	5	29	1:02:06.642	22.068	5.070	163.1	16	2:04.968	167.7
6	69	Optimum Motorsport	GBR	Samuel De Haan	GBR	Charlie Fagg	GBR	McLaren 720S GT3	GT3	6	29	1:02:14.622	30.048	7.980	162.7	14	2:04.120	168.8
7	84	Altitude Racing by Optimum Motorsport	GBR	Andrew Gilbert	GBR	Fran Rueda	ESP	McLaren 720S GT3	GT3	7	29	1:02:25.288	40.714	10.666	162.2	10	2:04.338	168.5
8	54 *	CBRX by SPS	DEU	Dexter Müller	CHE	Yannick Mettler	CHE	Mercedes AMG GT3	GT3	8	29	1:02:34.195	49.621	8.907	161.9	14	2:05.234	167.3
9	51 *	AF Corse	ITA	Nicola Marinangeli	ITA	Riccardo Agostini	ITA	Ferrari 296 GT3	GT3	9	29	1:02:34.475	49.901	0.280	161.8	28	2:04.340	168.5
10	33	Bonaldi Motorsport	ITA	Miloš Pavlović	SRB	Sanporn Jao-Javanil	THA	Lamborghini Huracan GT3 EVO2	GT3	10	29	1:02:35.904	51.330	1.429	161.8	11	2:05.303	167.2
11	27	AF Corse	ITA	Marco Pulcini	ITA	Eddie Cheever III	ITA	Ferrari 488 GT3 MY 2020	GT3	11	29	1:02:37.486	52.912	1.582	161.7	15	2:03.826	169.2
12	911	GetSpeed	DEU	Axel Blom	FIN	Steve Jans	LUX	Mercedes AMG GT3 2023	GT3	12	29	1:02:38.765	54.191	1.279	161.7	29	2:04.884	167.8
13	19 *	Oregon Team	ITA	Pietro Perolini	ITA	Daan Arrow	NLD	Lamborghini Huracan GT3 EVO2	GT3	13	29	1:02:42.288	57.714	3.523	161.5	17	2:05.084	167.5
14	777	Olimp Racing	POL	Marcin Jedliński	POL	Karol Basz	POL	Audi R8 LMS 2018	GT3	14	29	1:02:50.474	1:05.900	8.186	161.2	26	2:03.933	169.1
15	65	Team Motopark	DEU	Heiko Neumann	DEU	Timo Rumpfkeil	DEU	Mercedes AMG GT3 2020	GT3	15	29	1:02:50.827	1:06.253	0.353	161.1	10	2:05.544	166.9
16	38	Kessel Racing	CHE	Nicolò Rosi	CHE	Niccolò Schirò	ITA	Ferrari 296 GT3	GT3	16	29	1:02:51.925	1:07.351	1.098	161.1	15	2:04.484	168.3
17	25	AF Corse	ITA	Alessandro Cozzi	ITA	Giorgio Sernagiotto	ITA	Ferrari 296 GT3	GT3*	17	29	1:03:03.279	1:18.705	11.354	160.6	11	2:05.014	167.6
18	61	AF Corse	ITA	Jean-Claude Saada	USA	Conrad Grunewald	USA	Ferrari 488 GT3 MY 2020	GT3*	18	29	1:03:05.710	1:21.136	2.431	160.5	11	2:04.845	167.8
19	91	Team Baron Motorsport	AUT	Ernst Kirchmayr	AUT	Philipp Baron	GBR	Ferrari 488 GT3 Evo	GT3	19	29	1:03:06.215	1:21.641	0.505	160.5	15	2:05.902	166.4
20	6 *	GetSpeed	DEU	Andrés Latorre	AUS	Aaron Walker	GBR	Mercedes AMG GT3 2023	GT3	20	29	1:03:16.848	1:32.274	10.633	160.0	29	2:04.475	168.3
21	8	Il Barone Rampante	ITA	Giuseppe Cipriani	ITA		ITA	Lamborghini Huracan GT3 EVO	GT3	21	29	1:03:27.539	1:42.965	10.691	159.6	23	2:06.048	166.2
22	133	Kessel Racing	CHE	Murat Ruhi Cuhadaroglu	TUR	Emanuele Maria Tabacchi	ITA	Ferrari 488 GT3 Evo	GT3	22	29	1:03:33.144	1:48.570	5.605	159.4	21	2:06.339	165.8
23	71	AF Corse	ITA	Franck Dezoteux	FRA		ITA	Ferrari 488 GT3 MY 2020	GT3	23	29	1:03:39.527	1:54.953	6.383	159.1	16	2:07.000	165.0
24	66	Greystone GT	GBR	Stewart Proctor	GBR	Lewis Proctor	GBR	McLaren 720S GT3	GT3	24	29	1:03:42.011	1:57.437	2.484	159.0	7	2:05.040	167.6
25	11 *	Kessel Racing	CHE	Frédéric Jousset	FRA	David Fumanelli	ITA	Ferrari 296 GT3	GT3	25	29	1:03:46.125	2:01.551	4.114	158.8	8	2:05.253	167.3
26	26 *	racing one	DEU	Omar Jackson	GBR	Axcil Jefferies	ZWE	Ferrari 296 GT3	GT3	26	29	1:03:50.641	2:06.067	4.516	158.6	10	2:05.707	166.7
27	10	racing one	DEU	Stefan Aust	DEU	Jacob Schell	DEU	Ferrari 488 GT3 2020	GT3	27	28	1:01:55.022	1 Lap	1 Lap	157.9	5	2:07.923	163.8
28	007	Street-Art Racing	BEL	Jahid Fazal-Karim	FRA	Pascal Bachmann	CHE	Aston Martin GT3 AMR MY2019	GT3	28	28	1:02:13.323	1 Lap	18.301	157.1	16	2:07.766	164.0
29	5 *	Olimp Racing	POL	Stanislaw Jedliński	POL	Krystian Korzeniowski	POL	Ferrari 488 GT3 MY 2021	GT3	29	28	1:03:59.057	1 Lap	1:45.734	152.8	6	2:05.596	166.8
30	55	AF Corse	ITA	Laurent De Meeus	BEL	Jamie Stanley	GBR	Ferrari 488 GT3 MY 2020	GT3	30	24	52:39.514	5 Laps	4 Laps	159.2	9	2:05.621	166.8
Not classified: (Requirements: 75% of number laps of leader = 22 Laps)																		
	88	AF Corse	ITA	Gino Forgione	CHE	Andrea Montermini	ITA	Ferrari 488 GT3 MY 2020	GT3*		31							

Published at:.....

Track Temp: **50.3 °C** Air Temp: **29.2 °C** Humidity: **42 %** Track Status: **DRY**

Race Director:	Neus Santamaría Sanromà DPB-0819-ESP/CAT	Timekeeper:	Luis García JOB-1605-ESP/M
-----------------------	---	--------------------	-------------------------------





Paul Ricard
International GT Open
Race - 2



Provisional Results by Class

Paul Ricard 5.822 m

Fastest lap Pulcini - Cheever III in 2:03.826 at 169.2 Km/h in lap 15

*** PENALTIES**

CAR #26 - 10 SECONDS TIME PENALTY ADDED TO RACE TIME - CAUSING A COLLISION

CAR #11 - 5 SECONDS TIME PENALTY ADDED TO RACE TIME TRACK LIMITS

CAR #54 - 5 SECONDS TIME PENALTY ADDED TO RACE TIME - LESS TIME HANDICAP

REPRIMAND TO CAR 11 DRIVER JUSSET - CROSSING WHITE LINE AT PIT EXIT

CAR #51 - 5 SECONDS TIME PENALTY ADDED TO RACE TIME - TRACK LIMITS

CAR #19 - 5 SECONDS TIME PENALTY ADDED TO RACE TIME - TRACK LIMITS

CAR #5 - 5 SECONDS TIME PENALTY ADDED TO RACE TIME - TRACK LIMITS

CAR #6 - 5 SECONDS TIME PENALTY ADDED TO RACE TIME - TRACK LIMITS

Published at:.....

Track Temp: **50.3 °C** Air Temp: **29.2 °C** Humidity: **42 %** Track Status: **DRY**

Race Director:

Neus Santamaría Sanromà

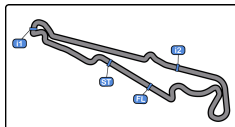
DPB-0819-ESP/CAT

Timekeeper:

Luis García

JOB-1605-ESP/M





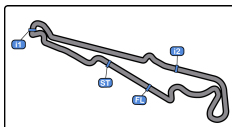
Paul Ricard
International GT Open
Race - 2



Provisional Classification by Driver Fastest Lap

Cl	N°	Entrant/Team	Nat	Vehicle	Driver	Nat	Cat	Cl	Laps	Best	Time	Gap	Interval	Km/h
1	27	AF Corse	ITA	Ferrari 488 GT3 MY 2020	Eddie Cheever III	ITA	PROAM	1	17	3	2:03.826			169.2
2	777	Olimp Racing	POL	Audi R8 LMS 2018	Karol Basz	POL	PROAM	2	17	14	2:03.933	0.107	0.107	169.1
3	20	SPS Automotive Performance	DEU	Mercedes AMG GT3	Reece Barr	IRL	PRO	1	17	2	2:03.993	0.167	0.060	169.0
4	23	Eastalent-Racing	AUT	Audi R8 LMS GT3 Evo II	Christopher Haase	DEU	PRO	2	17	15	2:04.057	0.231	0.064	168.9
5	69	Optimum Motorsport	GBR	McLaren 720S GT3	Charlie Fagg	GBR	PRO	3	17	2	2:04.120	0.294	0.063	168.8
6	63	Oregon Team	ITA	Lamborghini Huracan GT3 EVO2	Pierre Louis Chovet	FRA	PRO	4	14	11	2:04.143	0.317	0.023	168.8
7	17	Team Motopark	DEU	Mercedes AMG GT3 202	Diego Menchaca	MEX	PRO	5	15	6	2:04.167	0.341	0.024	168.7
8	84	Altitude Racing by Optimum Motorsport	GBR	McLaren 720S GT3	Fran Rueda	ESP	PROAM	3	17	10	2:04.338	0.512	0.171	168.5
9	51	AF Corse	ITA	Ferrari 296 GT3	Riccardo Agostini	ITA	PRO	6	16	15	2:04.340	0.514	0.002	168.5
10	63	Oregon Team	ITA	Lamborghini Huracan GT3 EVO2	Maximilian Paul	DEU	PRO	7	15	3	2:04.409	0.583	0.069	168.4
11	17	Team Motopark	DEU	Mercedes AMG GT3 202	Marcos Siebert	ARG	PRO	8	14	10	2:04.417	0.591	0.008	168.4
12	6	GetSpeed	DEU	Mercedes AMG GT3 202	Aaron Walker	GBR	PROAM	4	17	17	2:04.475	0.649	0.058	168.3
13	38	Kessel Racing	CHE	Ferrari 296 GT3	Niccolò Schirò	ITA	PROAM	5	17	3	2:04.484	0.658	0.009	168.3
14	61	AF Corse	ITA	Ferrari 488 GT3 MY 2020	Conrad Grunewald	USA	AM*	1	17	11	2:04.845	1.019	0.361	167.8
15	911	GetSpeed	DEU	Mercedes AMG GT3 202	Steve Jans	LUX	PROAM	6	14	14	2:04.884	1.058	0.039	167.8
16	99	Lionspeed GP	DEU	Porsche 991.2 GT3 R	Alfred Renauer	DEU	PRO	9	16	3	2:04.968	1.142	0.084	167.7
17	25	AF Corse	ITA	Ferrari 296 GT3	Giorgio Sernagiotto	ITA	AM*	2	16	11	2:05.014	1.188	0.046	167.6
18	66	Greystone GT	GBR	McLaren 720S GT3	Lewis Proctor	GBR	PROAM	7	17	7	2:05.040	1.214	0.026	167.6
19	19	Oregon Team	ITA	Lamborghini Huracan GT3 EVO2	Daan Arrow	NLD	PRO	10	17	5	2:05.084	1.258	0.044	167.5
20	51	AF Corse	ITA	Ferrari 296 GT3	Nicola Marinangeli	ITA	PRO	11	13	11	2:05.180	1.354	0.096	167.4
21	23	Eastalent-Racing	AUT	Audi R8 LMS GT3 Evo II	Simon Reicher	AUT	PRO	12	12	3	2:05.208	1.382	0.028	167.3
22	54	CBRX by SPS	DEU	Mercedes AMG GT3	Yannick Mettler	CHE	PROAM	8	16	14	2:05.234	1.408	0.026	167.3
23	11	Kessel Racing	CHE	Ferrari 296 GT3	David Fumanelli	ITA	PROAM	9	16	8	2:05.253	1.427	0.019	167.3
24	99	Lionspeed GP	DEU	Porsche 991.2 GT3 R	Patrick Kolb	DEU	PRO	13	13	10	2:05.255	1.429	0.002	167.3
25	33	Bonaldi Motorsport	ITA	Lamborghini Huracan GT3 EVO2	Miloš Pavlović	SRB	PROAM	10	17	11	2:05.303	1.477	0.048	167.2
26	69	Optimum Motorsport	GBR	McLaren 720S GT3	Samuel De Haan	GBR	PRO	14	12	6	2:05.315	1.489	0.012	167.2
27	65	Team Motopark	DEU	Mercedes AMG GT3 202	Timo Rumpfkeil	DEU	AM	3	16	10	2:05.544	1.718	0.229	166.9
28	5	Olimp Racing	POL	Ferrari 488 GT3 MY 2021	Krystian Korzeniows	POL	AM	4	16	6	2:05.596	1.770	0.052	166.8
29	55	AF Corse	ITA	Ferrari 488 GT3 MY 2020	Jamie Stanley	GBR	PROAM	11	17	9	2:05.621	1.795	0.025	166.8
30	911	GetSpeed	DEU	Mercedes AMG GT3 202	Axel Blom	FIN	PROAM	12	15	13	2:05.645	1.819	0.024	166.8
31	26	racing one	DEU	Ferrari 296 GT3	Axcil Jefferies	ZWE	PROAM	13	16	10	2:05.707	1.881	0.062	166.7
32	20	SPS Automotive Performance	DEU	Mercedes AMG GT3	Mikaeel Pitamber	ZAF	PRO	15	12	11	2:05.714	1.888	0.007	166.7
33	91	Team Baron Motorsport	AUT	Ferrari 488 GT3 Evo	Philipp Baron	AUT	AM	5	17	3	2:05.902	2.076	0.188	166.4
34	8	Il Barone Rampante	ITA	Lamborghini Huracan GT3 EVO	Giuseppe Cipriani	ITA	AM	6	29	23	2:06.048	2.222	0.146	166.2
35	65	Team Motopark	DEU	Mercedes AMG GT3 202	Heiko Neumann	DEU	AM	7	13	7	2:06.111	2.285	0.063	166.1
36	133	Kessel Racing	CHE	Ferrari 488 GT3 Evo	Emanuele Maria Tab	ITA	AM	8	17	9	2:06.339	2.513	0.228	165.8
37	54	CBRX by SPS	DEU	Mercedes AMG GT3	Dexter Müller	CHE	PROAM	14	13	8	2:06.460	2.634	0.121	165.7
38	33	Bonaldi Motorsport	ITA	Lamborghini Huracan GT3 EVO2	Sanporn Jao-Javanil	THA	PROAM	15	12	6	2:06.546	2.720	0.086	165.6
39	19	Oregon Team	ITA	Lamborghini Huracan GT3 EVO2	Pietro Perolini	ITA	PRO	16	12	7	2:06.558	2.732	0.012	165.6
40	25	AF Corse	ITA	Ferrari 296 GT3	Alessandro Cozzi	ITA	AM*	9	13	12	2:06.856	3.030	0.298	165.2
41	27	AF Corse	ITA	Ferrari 488 GT3 MY 2020	Marco Pulcini	ITA	PROAM	16	12	11	2:06.953	3.127	0.097	165.0
42	71	AF Corse	ITA	Ferrari 488 GT3 MY 2020	Franck Dezoteux	FRA	AM	10	29	16	2:07.000	3.174	0.047	165.0
43	91	Team Baron Motorsport	AUT	Ferrari 488 GT3 Evo	Ernst Kirchmayr	AUT	AM	11	12	7	2:07.252	3.426	0.252	164.7
44	61	AF Corse	ITA	Ferrari 488 GT3 MY 2020	Jean-Claude Saada	USA	AM*	12	12	11	2:07.266	3.440	0.014	164.6
45	84	Altitude Racing by Optimum Motorsport	GBR	McLaren 720S GT3	Andrew Gilbert	GBR	PROAM	17	12	7	2:07.442	3.616	0.176	164.4
46	007	Street-Art Racing	BEL	Aston Martin GT3 AMR MY2019	Pascal Bachmann	CHE	AM	13	15	3	2:07.766	3.940	0.324	164.0
47	777	Olimp Racing	POL	Audi R8 LMS 2018	Marcin Jedliński	POL	PROAM	18	12	5	2:07.870	4.044	0.104	163.9
48	10	racing one	DEU	Ferrari 488 GT3 2020	Jacob Schell	DEU	AM	14	14	5	2:07.923	4.097	0.053	163.8
49	38	Kessel Racing	CHE	Ferrari 296 GT3	Niccolò Rosi	CHE	PROAM	19	12	11	2:08.021	4.195	0.098	163.7
50	10	racing one	DEU	Ferrari 488 GT3 2020	Stefan Aust	DEU	AM	15	14	5	2:08.591	4.765	0.570	162.9
51	133	Kessel Racing	CHE	Ferrari 488 GT3 Evo	Murat Ruhi Cuhadaro	TUR	AM	16	12	3	2:08.890	5.064	0.299	162.6
52	6	GetSpeed	DEU	Mercedes AMG GT3 202	Andrés Latorre	AUS	PROAM	20	12	7	2:09.054	5.228	0.164	162.4
53	66	Greystone GT	GBR	McLaren 720S GT3	Stewart Proctor	GBR	PROAM	21	12	9	2:09.154	5.328	0.100	162.2
54	007	Street-Art Racing	BEL	Aston Martin GT3 AMR MY2019	Jahid Fazal-Karim	FRA	AM	17	13	12	2:09.670	5.844	0.516	161.6
55	11	Kessel Racing	CHE	Ferrari 296 GT3	Frédéric Jousset	FRA	PROAM	22	13	11	2:10.242	6.416	0.572	160.9
56	55	AF Corse	ITA	Ferrari 488 GT3 MY 2020	Laurent De Meeus	BEL	PROAM	23	7	3	2:10.302	6.476	0.060	160.8
57	26	racing one	DEU	Ferrari 296 GT3	Omar Jackson	GBR	PROAM	24	13	7	2:10.328	6.502	0.026	160.8
58	5	Olimp Racing	POL	Ferrari 488 GT3 MY 2021	Stanislaw Jedliński	POL	AM	18	12	12	2:18.351	14.525	8.023	151.4





Paul Ricard
International GT Open
Race - 2

Distance and Speed Average

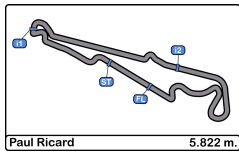
Paul Ricard 5.822 m



Cls	Nº	Entrant/Team	Nat	Driver 1	Nat	Driver 2	Nat	Vehicle	Cat	Cls	Laps	Distance	Total Time	Km/h
1	63	Oregon Team	ITA	Pierre Louis Chovet	FRA	Maximilian Paul	DEU	Lamborghini Huracan GT3 EVO2	PRO	1	29	168.83	1:01:44.574	164.0
2	23	Eastalent-Racing	AUT	Simon Reicher	AUT	Christopher Haase	DEU	Audi R8 LMS GT3 Evo II	PRO	2	29	168.83	1:01:45.525	164.0
3	17	Team Motopark	DEU	Diego Menchaca	MEX	Marcos Siebert	ARG	Mercedes AMG GT3 2020	PRO	3	29	168.83	1:02:00.633	163.3
4	20	SPS Automotive Performance	DEU	Reece Barr	IRL	Mikaeel Pitamber	ZAF	Mercedes AMG GT3	PRO	4	29	168.83	1:02:01.572	163.3
5	99	Lionspeed GP	DEU	Patrick Kolb	DEU	Alfred Renauer	DEU	Porsche 991.2 GT3 R	PRO	5	29	168.83	1:02:06.642	163.1
6	69	Optimum Motorsport	GBR	Samuel De Haan	GBR	Charlie Fagg	GBR	McLaren 720S GT3	PRO	6	29	168.83	1:02:14.622	162.7
7	84	Altitude Racing by Optimum Motorsport	GBR	Andrew Gilbert	GBR	Fran Rueda	ESP	McLaren 720S GT3	PROAM	1	29	168.83	1:02:25.288	162.2
8	54	CBRX by SPS	DEU	Dexter Müller	CHE	Yannick Mettler	CHE	Mercedes AMG GT3	PROAM	2	29	168.83	1:02:34.195	161.9
9	51	AF Corse	ITA	Nicola Marinangeli	ITA	Riccardo Agostini	ITA	Ferrari 296 GT3	PRO	7	29	168.83	1:02:34.475	161.8
10	33	Bonaldi Motorsport	ITA	Miloš Pavlović	SRB	Sanporn Jao-Javanil	THA	Lamborghini Huracan GT3 EVO2	PROAM	3	29	168.83	1:02:35.904	161.8
11	27	AF Corse	ITA	Marco Pulcini	ITA	Eddie Cheever III	ITA	Ferrari 488 GT3 MY 2020	PROAM	4	29	168.83	1:02:37.486	161.7
12	911	GetSpeed	DEU	Axel Blom	FIN	Steve Jans	LUX	Mercedes AMG GT3 2023	PROAM	5	29	168.83	1:02:38.765	161.7
13	19	Oregon Team	ITA	Pietro Perolini	ITA	Daan Arrow	NLD	Lamborghini Huracan GT3 EVO2	PRO	8	29	168.83	1:02:42.288	161.5
14	777	Olimp Racing	POL	Marcin Jedliński	POL	Karol Basz	POL	Audi R8 LMS 2018	PROAM	6	29	168.83	1:02:50.474	161.2
15	65	Team Motopark	DEU	Heiko Neumann	DEU	Timo Rumpfkeil	DEU	Mercedes AMG GT3 2020	AM	1	29	168.83	1:02:50.827	161.1
16	38	Kessel Racing	CHE	Nicolò Rosi	CHE	Niccolò Schirò	ITA	Ferrari 296 GT3	PROAM	7	29	168.83	1:02:51.925	161.1
17	25	AF Corse	ITA	Alessandro Cozzi	ITA	Giorgio Sernagiotto	ITA	Ferrari 296 GT3	AM*	2	29	168.83	1:03:03.279	160.6
18	61	AF Corse	ITA	Jean-Claude Saada	USA	Conrad Grunewald	USA	Ferrari 488 GT3 MY 2020	AM*	3	29	168.83	1:03:05.710	160.5
19	91	Team Baron Motorsport	AUT	Ernst Kirchmayr	AUT	Philipp Baron	AUT	Ferrari 488 GT3 Evo	AM	4	29	168.83	1:03:06.215	160.5
20	6	GetSpeed	DEU	Andrés Latorre	AUS	Aaron Walker	GBR	Mercedes AMG GT3 2023	PROAM	8	29	168.83	1:03:16.848	160.0
21	8	Il Barone Rampante	ITA	Giuseppe Cipriani	ITA		ITA	Lamborghini Huracan GT3 EVO	AM	5	29	168.83	1:03:27.539	159.6
22	133	Kessel Racing	CHE	Murat Ruhi Cuhadaroglu	TUR	Emanuele Maria Tabacchi	ITA	Ferrari 488 GT3 Evo	AM	6	29	168.83	1:03:33.144	159.4
23	71	AF Corse	ITA	Franck Dezoteux	FRA		FRA	Ferrari 488 GT3 MY 2020	AM	7	29	168.83	1:03:39.527	159.1
24	66	Greystone GT	GBR	Stewart Proctor	GBR	Lewis Proctor	GBR	McLaren 720S GT3	PROAM	9	29	168.83	1:03:42.011	159.0
25	11	Kessel Racing	CHE	Frédéric Jousset	FRA	David Fumanelli	ITA	Ferrari 296 GT3	PROAM	10	29	168.83	1:03:46.125	158.8
26	26	racing one	DEU	Omar Jackson	GBR	Axcil Jefferies	ZWE	Ferrari 296 GT3	PROAM	11	29	168.83	1:03:50.641	158.6
27	10	racing one	DEU	Stefan Aust	DEU	Jacob Schell	DEU	Ferrari 488 GT3 2020	AM	8	28	163.01	1:01:55.022	157.9
28	007	Street-Art Racing	BEL	Jahid Fazal-Karim	FRA	Pascal Bachmann	CHE	Aston Martin GT3 AMR MY2019	AM	9	28	163.01	1:02:13.323	157.1
29	5	Olimp Racing	POL	Stanislaw Jedliński	POL	Krystian Korzeniowski	POL	Ferrari 488 GT3 MY 2021	AM	10	28	163.01	1:03:59.057	152.8
30	55	AF Corse	ITA	Laurent De Meeus	BEL	Jamie Stanley	GBR	Ferrari 488 GT3 MY 2020	PROAM	12	24	139.72	52:39.514	159.2
	88	AF Corse	ITA	Gino Forgiione	CHE	Andrea Montermini	ITA	Ferrari 488 GT3 MY 2020	AM*	11				

Not classified: (Requirements: 75% of number laps of leader = 22 Laps)



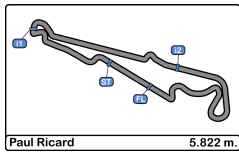


Paul Ricard
International GT Open
Race - 2
Lap Analysis



5 Stanislaw Jedliński Ferrari 488 GT3 MY 2021							6 Andrés Latorre Mercedes AMG GT3 2023								
AM Krystian Korzeniewski			Olimp Racing				PROAM			Aaron Walker GetSpeed					
Lap	D	Time	Sector 1	Sector 2	Sector 3	T. Spd	Elapsed	Lap	D	Time	Sector 1	Sector 2	Sector 3	T. Spd	Elapsed
1	2	2:15.292	41.704	38.699	54.889	222.6	2:15.292	1	1	2:24.761	47.123	41.553	56.085	227.3	2:24.761
2	2	2:06.411	34.597	38.150	53.664	238.9	4:21.703	2	1	2:12.049	36.281	39.565	56.203	240.5	4:36.810
3	2	2:06.174	34.380	38.325	53.469	239.4	6:27.877	3	1	2:10.578	35.835	39.163	55.580	238.4	6:47.388
4	2	2:05.765	34.349	38.102	53.314	240.0	8:33.642	4	1	2:10.602	36.326	39.423	54.853	238.4	8:57.990
5	2	2:05.940	34.392	38.244	53.304	241.0	10:39.582	5	1	2:09.179	35.192	39.241	54.746	240.5	11:07.169
6	2	2:05.596	34.107	38.049	53.440	240.5	12:45.178	6	1	2:09.200	35.372	39.000	54.828	240.5	13:16.369
7	2	2:05.978	34.281	38.054	53.643	240.0	14:51.156	7	1	2:09.054	35.345	39.162	54.547	240.0	15:25.423
8	2	2:06.072	34.380	38.043	53.649	238.4	16:57.228	8	1	2:09.150	35.499	39.439	54.212	238.4	17:34.573
9	2	2:11.893	34.479	37.913	59.501	239.4	19:09.121	9	1	2:09.431	35.758	39.119	54.554	241.0	19:44.004
10	2	2:06.315	34.394	38.174	53.747	240.0	21:15.436	10	1	2:09.698	35.335	40.001	54.362	241.0	21:53.702
11	2	2:06.024	34.236	38.168	53.620	240.5	23:21.460	11	1	2:09.337	35.382	39.101	54.854	240.0	24:03.039
12	2	2:06.656	34.461	38.274	53.921	240.0	25:28.116	12	1	3:17.062 P	36.252	39.459	2:01.351	241.0	27:20.101
13	2	2:06.201	34.308	38.308	53.585	239.4	27:34.317	13	2	2:22.487	50.509	38.098	53.880	148.9	29:42.588
14	2	2:06.421	34.515	38.096	53.810	239.4	29:40.738	14	2	2:06.194	35.401	38.038	52.755	241.0	31:48.782
15	2	2:07.457	34.486	38.849	54.122	240.0	31:48.195	15	2	2:05.543	34.351	38.270	52.922	242.1	33:54.325
16	2	2:13.100 P	34.685	38.387	1:00.028	239.4	34:01.295	16	2	2:04.700	33.828	37.953	52.919	240.5	35:59.025
17	1	4:02.172	2:20.813	42.522	58.837	119.0	38:03.467	17	2	2:05.326	34.246	38.013	53.067	242.1	38:04.351
18	1	2:22.651	40.070	42.615	59.966	231.7	40:26.118	18	2	2:07.105	35.946	38.090	53.069	240.5	40:11.456
19	1	2:19.779	38.139	41.873	59.767	233.2	42:45.897	19	2	2:05.455	34.135	38.156	53.164	240.5	42:16.911
20	1	2:22.946	37.844	44.352	1:00.750	237.3	45:08.843	20	2	2:05.658	34.467	38.073	53.118	242.6	44:22.569
21	1	2:21.435	38.514	41.694	1:01.227	236.3	47:30.278	21	2	2:05.737	34.120	37.986	53.631	240.5	46:28.306
22	1	2:19.602	37.615	41.694	1:00.293	236.3	49:49.880	22	2	2:05.860	34.070	38.129	53.661	240.5	48:34.166
23	1	2:19.236	38.443	41.535	59.258	237.3	52:09.116	23	2	2:07.105	34.999	38.870	53.236	243.2	50:41.271
24	1	2:23.773	39.776	43.637	1:00.360	217.7	54:32.889	24	2	2:05.507	34.078	37.972	53.457	240.5	52:46.778
25	1	2:21.012	39.096	42.189	59.727	237.8	56:53.901	25	2	2:06.330	34.123	38.607	53.600	242.1	54:53.108
26	1	2:21.091	38.096	42.834	1:00.161	234.7	59:14.992	26	2	2:04.541	33.935	37.719	52.887	240.0	56:57.649
27	1	2:20.714	40.319	42.240	58.155	238.4	1:01:35.706	27	2	2:05.183	34.399	38.062	52.722	242.1	59:02.832
28	1	2:18.351	38.259	41.454	58.638	238.4	1:03:54.057	28	2	2:04.541	33.659	37.962	52.920	242.6	1:01:07.373
								29	2	2:04.475	33.879	37.952	52.644	240.0	1:03:11.848





Paul Ricard
International GT Open
Race - 2
Lap Analysis



8

Giuseppe Cipriani

Lamborghini Huracan GT3 EVO

10

Stefan Aust

Ferrari 488 GT3 2020

AM

Il Barone Rampante

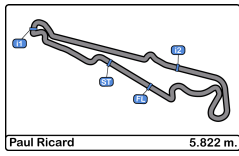
AM

Jacob Schell

racing one

Lap	D	Time	Sector 1	Sector 2	Sector 3	T. Spd	Elapsed	Lap	D	Time	Sector 1	Sector 2	Sector 3	T. Spd	Elapsed
1		2:21.493	45.531	40.767	55.195	209.7	2:21.493	1	2	2:23.278	46.289	40.848	56.141	203.0	2:23.278
2		2:09.245	35.192	38.717	55.336	241.6	4:30.738	2	2	2:11.588	35.974	39.500	56.114	241.6	4:34.866
3		2:08.631	35.201	38.611	54.819	242.1	6:39.369	3	2	2:08.459	35.101	38.325	55.033	239.4	6:43.325
4		2:07.937	35.058	38.687	54.192	239.4	8:47.306	4	2	2:09.472	35.544	38.941	54.987	239.4	8:52.797
5		2:07.687	34.930	38.475	54.282	242.1	10:54.993	5	2	2:07.923	34.882	38.636	54.405	240.0	11:00.720
6		2:07.475	35.051	38.319	54.105	240.5	13:02.468	6	2	2:08.371	35.008	38.590	54.773	240.5	13:09.091
7		2:07.449	34.794	38.485	54.170	240.5	15:09.917	7	2	2:09.962	36.467	38.945	54.550	241.6	15:19.053
8		2:08.722	35.399	38.504	54.819	240.0	17:18.639	8	2	2:08.402	35.204	38.643	54.555	237.8	17:27.455
9		2:07.877	35.178	38.540	54.159	240.5	19:26.516	9	2	2:08.031	35.128	38.544	54.359	238.9	19:35.486
10		2:08.299	34.819	38.459	55.021	241.6	21:34.815	10	2	2:07.984	34.921	38.534	54.529	240.5	21:43.470
11		2:07.616	34.938	38.514	54.164	242.1	23:42.431	11	2	2:09.859	35.011	38.716	56.132	239.4	23:53.329
12		2:08.016	35.216	38.621	54.179	240.0	25:50.447	12	2	2:09.234	34.955	39.199	55.080	240.5	26:02.563
13		3:22.373 P	35.177	38.482	2:08.714	239.4	29:12.820	13	2	2:09.410	35.151	38.626	55.633	239.4	28:11.973
14		2:24.630	52.095	38.976	53.559	147.9	31:37.450	14	2	2:15.285 P	35.223	39.169	1:00.893	238.4	30:27.258
15		2:07.088	35.477	38.178	53.433	238.9	33:44.538	15	1	3:21.323	1:46.922	39.417	54.984	144.3	33:48.581
16		2:06.138	34.438	37.858	53.842	241.0	35:50.676	16	1	2:10.079	34.911	40.324	54.844	237.8	35:58.660
17		2:06.102	34.446	38.059	53.597	240.0	37:56.778	17	1	2:09.091	35.314	38.975	54.802	238.4	38:07.751
18		2:06.991	34.805	38.303	53.883	241.6	40:03.769	18	1	2:09.394	35.334	39.006	55.054	237.8	40:17.145
19		2:08.068	34.801	39.145	54.122	243.2	42:11.837	19	1	2:08.591	34.754	39.173	54.664	239.4	42:25.736
20		2:08.078	35.585	38.647	53.846	243.2	44:19.915	20	1	2:08.817	34.747	39.127	54.943	238.4	44:34.553
21		2:06.827	34.742	38.117	53.968	240.0	46:26.742	21	1	2:09.880	35.069	39.684	55.127	236.3	46:44.433
22		2:07.227	34.652	38.175	54.400	241.0	48:33.969	22	1	2:09.994	35.319	39.620	55.055	237.3	48:54.427
23		2:06.048	33.759	38.680	53.609	244.3	50:40.017	23	1	2:09.286	34.846	39.254	55.186	238.9	51:03.713
24		2:06.821	34.500	38.165	54.156	241.0	52:46.838	24	1	2:09.600	35.217	39.343	55.040	236.3	53:13.313
25		2:08.244	34.962	38.330	54.952	237.8	54:55.082	25	1	2:09.576	35.256	39.156	55.164	237.8	55:22.889
26		2:09.740	34.973	39.721	55.046	242.1	57:04.822	26	1	2:13.126	35.450	39.272	58.404	238.4	57:36.015
27		2:08.069	35.122	38.361	54.586	244.3	59:12.891	27	1	2:09.308	35.267	39.153	54.888	239.4	59:45.323
28		2:07.014	34.762	38.359	53.893	241.6	1:01:19.905	28	1	2:09.699	35.198	39.412	55.089	238.4	1:01:55.022
29		2:07.634	35.014	38.325	54.295	241.6	1:03:27.539								



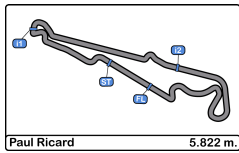


Paul Ricard
International GT Open
Race - 2
Lap Analysis



11 Frédéric Jousset PROAM David Fumanelli							17 Ferrari 296 GT3 Kessel Racing PRO Marcos Siebert							Diego Menchaca Mercedes AMG GT3 2020 Team Motopark	
Lap	D	Time	Sector 1	Sector 2	Sector 3	T. Spd	Elapsed	Lap	D	Time	Sector 1	Sector 2	Sector 3	T. Spd	Elapsed
1	2	2:13.837	41.165	38.895	53.777	216.0	2:13.837	1	2	2:12.389	40.233	38.495	53.661	216.0	2:12.389
2	2	2:06.453	34.492	38.303	53.658	240.5	4:20.290	2	2	2:05.313	34.040	38.007	53.266	240.5	4:17.702
3	2	2:05.987	34.176	38.268	53.543	241.0	6:26.277	3	2	2:05.036	34.067	37.822	53.147	240.0	6:22.738
4	2	2:05.720	33.879	38.137	53.704	241.0	8:31.997	4	2	2:04.892	33.727	37.912	53.253	241.0	8:27.630
5	2	2:06.001	34.006	38.065	53.930	242.1	10:37.998	5	2	2:04.510	33.741	37.842	52.927	241.0	10:32.140
6	2	2:06.167	34.657	38.199	53.311	243.2	12:44.165	6	2	2:05.071	34.056	37.942	53.073	241.0	12:37.211
7	2	2:05.556	34.048	38.281	53.227	241.0	14:49.721	7	2	2:04.842	33.908	37.929	53.005	241.0	14:42.053
8	2	2:05.253	34.190	38.066	52.997	240.5	16:54.974	8	2	2:04.697	33.981	37.780	52.936	241.0	16:46.750
9	2	2:05.480	34.172	38.168	53.140	241.0	19:00.454	9	2	2:04.955	33.800	37.946	53.209	241.0	18:51.705
10	2	2:05.866	34.412	38.061	53.393	242.6	21:06.320	10	2	2:04.417	33.715	37.677	53.025	240.0	20:56.122
11	2	2:05.337	34.142	37.983	53.212	242.1	23:11.657	11	2	2:04.901	34.022	37.890	52.989	240.5	23:01.023
12	2	2:06.216	34.333	38.082	53.801	242.1	25:17.873	12	2	2:04.484	33.688	37.671	53.125	240.5	25:05.507
13	2	2:06.757	35.058	38.225	53.474	238.9	27:24.630	13	2	2:04.864	33.876	37.951	53.037	241.0	27:10.371
14	2	2:05.288	33.976	38.013	53.299	241.6	29:29.918	14	2	2:11.716 P	34.171	38.003	59.542	242.1	29:22.087
15	2	2:06.667	35.020	38.443	53.204	241.0	31:36.585	15	1	3:27.708	1:56.295	37.767	53.646	152.3	32:49.795
16	2	2:11.502 P	34.686	37.929	58.887	241.6	33:48.087	16	1	2:04.943	33.964	37.858	53.121	238.9	34:54.738
17	1	3:18.230	1:42.941	39.549	55.740	148.7	37:06.317	17	1	2:05.295	34.433	37.867	52.995	240.0	37:00.033
18	1	2:11.629	35.785	39.648	56.196	237.8	39:17.946	18	1	2:05.358	34.471	38.227	52.660	239.4	39:05.391
19	1	2:10.784	35.881	39.463	55.440	238.4	41:28.730	19	1	2:04.353	33.916	37.717	52.720	240.0	41:09.744
20	1	2:10.366	35.790	39.387	55.189	240.0	43:39.096	20	1	2:04.167	33.633	37.845	52.689	241.0	43:13.911
21	1	2:12.060	36.594	39.527	55.939	239.4	45:51.156	21	1	2:05.285	33.732	37.767	53.786	240.5	45:19.196
22	1	2:31.697	56.312	39.932	55.453	239.4	48:22.853	22	1	2:05.963	34.370	37.996	53.597	240.0	47:25.159
23	1	2:10.300	35.578	39.077	55.645	241.6	50:33.153	23	1	2:05.402	33.999	38.020	53.383	241.0	49:30.561
24	1	2:10.303	35.649	39.298	55.356	240.0	52:43.456	24	1	2:04.734	33.988	37.743	53.003	240.5	51:35.295
25	1	2:11.413	36.509	39.506	55.398	241.6	54:54.869	25	1	2:05.063	34.201	37.771	53.091	240.0	53:40.358
26	1	2:10.934	35.996	39.596	55.342	242.6	57:05.803	26	1	2:05.080	34.119	37.678	53.283	240.5	55:45.438
27	1	2:10.242	35.394	39.524	55.324	242.1	59:16.045	27	1	2:05.228	34.086	37.865	53.277	240.5	57:50.666
28	1	2:14.591	37.483	40.345	56.763	243.7	1:01:30.636	28	1	2:05.354	34.146	37.808	53.400	241.6	59:56.020
29	1	2:10.489	35.676	39.232	55.581	237.8	1:03:41.125	29	1	2:04.613	33.748	37.699	53.166	241.0	1:02:00.633



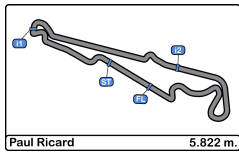


Paul Ricard
International GT Open
Race - 2
Lap Analysis



19							20								
Pietro Perolini							Reece Barr								
Lamborghini Huracan GT3 EVO2							Mercedes AMG GT3								
PRO							PRO								
Daan Arrow							Mikaeel Pitamber								
Oregon Team							SPS Automotive Performance								
Lap	D	Time	Sector 1	Sector 2	Sector 3	T. Spd	Elapsed	Lap	D	Time	Sector 1	Sector 2	Sector 3	T. Spd	Elapsed
1	1	2:19.141	44.028	40.146	54.967	220.8	2:19.141	1	2	2:17.967	43.457	39.474	55.036	207.6	2:17.967
2	1	2:09.131	35.024	39.193	54.914	237.8	4:28.272	2	2	2:08.823	34.961	38.702	55.160	243.2	4:26.790
3	1	2:08.437	35.053	38.954	54.430	237.8	6:36.709	3	2	2:07.982	35.420	38.777	53.785	241.0	6:34.772
4	1	2:08.935	35.131	39.006	54.798	237.8	8:45.644	4	2	2:06.345	34.499	38.032	53.814	242.6	8:41.117
5	1	2:07.194	34.662	38.532	54.000	238.9	10:52.838	5	2	2:06.185	34.618	38.077	53.490	243.7	10:47.302
6	1	2:07.986	34.396	38.420	55.170	237.8	13:00.824	6	2	2:06.424	34.479	38.226	53.719	243.2	12:53.726
7	1	2:06.558	34.605	38.145	53.808	239.4	15:07.382	7	2	2:05.738	34.005	38.212	53.521	242.6	14:59.464
8	1	2:08.286	34.977	38.501	54.808	237.3	17:15.668	8	2	2:06.485	34.761	38.186	53.538	241.0	17:05.949
9	1	2:07.275	34.370	38.596	54.309	237.8	19:22.943	9	2	2:05.963	34.619	38.060	53.284	242.6	19:11.912
10	1	2:07.107	34.419	38.379	54.309	237.8	21:30.050	10	2	2:06.310	34.621	38.147	53.542	243.7	21:18.222
11	1	2:07.474	34.500	38.738	54.236	237.8	23:37.524	11	2	2:05.714	34.182	37.925	53.607	243.2	23:23.936
12	1	2:16.320 P	34.521	38.427	1:03.372	237.8	25:53.844	12	2	2:12.723 P	34.512	38.122	1:00.089	243.7	25:36.659
13	2	3:10.583	1:38.737	38.434	53.412	149.3	29:04.427	13	1	3:10.860	1:40.019	37.873	52.968	148.1	28:47.519
14	2	2:05.378	34.143	38.174	53.061	238.9	31:09.805	14	1	2:03.993	33.800	37.585	52.608	239.4	30:51.512
15	2	2:05.176	34.227	37.991	52.958	238.9	33:14.981	15	1	2:04.075	33.615	37.719	52.741	240.0	32:55.587
16	2	2:05.733	34.491	38.122	53.120	240.0	35:20.714	16	1	2:04.435	33.767	37.951	52.717	241.0	35:00.022
17	2	2:05.084	34.142	37.914	53.028	239.4	37:25.798	17	1	2:04.700	33.859	37.726	53.115	241.0	37:04.722
18	2	2:06.001	34.278	38.243	53.480	238.4	39:31.799	18	1	2:04.667	34.235	37.630	52.802	240.0	39:09.389
19	2	2:05.373	34.060	38.073	53.240	240.5	41:37.172	19	1	2:04.915	33.947	37.740	53.228	242.1	41:14.304
20	2	2:06.161	34.176	38.220	53.765	240.5	43:43.333	20	1	2:04.264	33.725	37.663	52.876	241.6	43:18.568
21	2	2:07.137	35.104	38.332	53.701	241.0	45:50.470	21	1	2:04.358	33.940	37.792	52.626	241.6	45:22.926
22	2	2:07.757	34.079	39.095	54.583	238.4	47:58.227	22	1	2:05.464	33.879	37.736	53.849	241.6	47:28.390
23	2	2:05.621	34.171	38.122	53.328	240.0	50:03.848	23	1	2:04.606	34.048	37.745	52.813	241.6	49:32.996
24	2	2:05.230	34.049	37.955	53.226	240.0	52:09.078	24	1	2:04.648	33.743	37.775	53.130	242.6	51:37.644
25	2	2:05.396	34.225	38.022	53.149	240.0	54:14.474	25	1	2:05.385	34.309	37.900	53.176	243.2	53:43.029
26	2	2:05.306	34.035	37.982	53.289	241.0	56:19.780	26	1	2:04.795	33.965	37.608	53.222	242.6	55:47.824
27	2	2:05.330	34.107	38.002	53.221	240.5	58:25.110	27	1	2:05.248	34.669	37.793	52.786	243.2	57:53.072
28	2	2:05.789	34.106	37.949	53.734	242.1	1:00:30.899	28	1	2:04.012	33.653	37.578	52.781	243.7	59:57.084
29	2	2:06.389	34.354	38.387	53.648	242.1	1:02:37.288	29	1	2:04.488	33.816	37.804	52.868	243.2	1:02:01.572





Paul Ricard
International GT Open
Race - 2
Lap Analysis



23

Simon Reicher

Audi R8 LMS GT3 Evo II

25

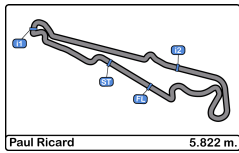
Alessandro Cozzi

Ferrari 296 GT3

PRO Christopher Haase Eastalent-Racing AM* Giorgio Sernagiotto AF Corse

Lap	D	Time	Sector 1	Sector 2	Sector 3	T. Spd	Elapsed	Lap	D	Time	Sector 1	Sector 2	Sector 3	T. Spd	Elapsed
1	2	2:11.721	39.837	38.707	53.177	218.6	2:11.721	1	2	2:15.893	42.403	38.898	54.592	215.1	2:15.893
2	2	2:05.169	33.920	38.086	53.163	241.6	4:16.890	2	2	2:07.664	35.115	38.872	53.677	240.5	4:23.557
3	2	2:04.883	33.976	37.912	52.995	241.0	6:21.773	3	2	2:05.429	34.125	38.035	53.269	238.9	6:28.986
4	2	2:04.697	33.763	37.939	52.995	242.6	8:26.470	4	2	2:05.571	34.236	38.084	53.251	241.6	8:34.557
5	2	2:04.704	33.759	37.919	53.026	243.2	10:31.174	5	2	2:05.986	34.275	38.237	53.474	242.1	10:40.543
6	2	2:04.509	33.901	37.822	52.786	243.2	12:35.683	6	2	2:05.521	34.131	37.918	53.472	241.6	12:46.064
7	2	2:04.296	33.776	37.730	52.790	241.6	14:39.979	7	2	2:05.748	34.230	38.190	53.328	241.0	14:51.812
8	2	2:04.278	33.707	37.854	52.717	240.0	16:44.257	8	2	2:06.011	34.288	38.245	53.478	239.4	16:57.823
9	2	2:04.371	33.762	37.714	52.895	241.0	18:48.628	9	2	2:06.394	34.469	38.135	53.790	243.2	19:04.217
10	2	2:04.228	33.704	37.674	52.850	243.2	20:52.856	10	2	2:05.445	34.300	38.026	53.119	242.1	21:09.662
11	2	2:04.336	33.769	37.680	52.887	243.2	22:57.192	11	2	2:05.014	34.023	37.870	53.121	239.4	23:14.676
12	2	2:04.233	33.668	37.630	52.935	242.1	25:01.425	12	2	2:06.260	34.164	38.682	53.414	239.4	25:20.936
13	2	2:04.929	33.955	37.730	53.244	243.2	27:06.354	13	2	2:05.565	34.098	38.162	53.305	239.4	27:26.501
14	2	2:04.855	33.927	38.139	52.789	242.6	29:11.209	14	2	2:05.668	34.253	38.063	53.352	240.0	29:32.169
15	2	2:04.057	33.683	37.638	52.736	241.6	31:15.266	15	2	2:06.517	34.244	38.688	53.585	240.5	31:38.686
16	2	2:04.451	33.860	37.829	52.762	242.1	33:19.717	16	2	3:15.683 P	34.923	38.220	2:02.540	240.5	34:54.369
17	2	3:01.238 P	33.770	37.855	1:49.613	241.6	36:20.955	17	1	2:23.567	50.916	38.469	54.182	145.3	37:17.936
18	1	2:21.567	50.104	38.046	53.417	148.3	38:42.522	18	1	2:07.938	34.899	38.712	54.327	236.8	39:25.874
19	1	2:05.743	34.366	37.962	53.415	240.5	40:48.265	19	1	2:08.759	34.759	38.551	55.449	237.8	41:34.633
20	1	2:05.208	34.185	37.722	53.301	241.6	42:53.473	20	1	2:10.145	35.510	39.299	55.336	238.4	43:44.778
21	1	2:05.721	34.078	38.168	53.475	242.1	44:59.194	21	1	2:18.653		2:58.562	54.726	241.0	46:03.431
22	1	2:05.878	34.195	38.099	53.584	240.5	47:05.072	22	1	2:07.976	35.146	38.447	54.383	236.8	48:11.407
23	1	2:05.235	34.023	37.696	53.516	240.5	49:10.307	23	1	2:08.110	34.788	38.595	54.727	238.4	50:19.517
24	1	2:05.799	33.959	37.833	54.007	243.2	51:16.106	24	1	2:07.470	34.932	38.268	54.270	239.4	52:26.987
25	1	2:07.540	35.732	38.157	53.651	237.8	53:23.646	25	1	2:06.962	35.069	38.154	53.739	238.9	54:33.949
26	1	2:05.466	34.177	37.913	53.376	242.1	55:29.112	26	1	2:08.449	35.532	38.566	54.351	239.4	56:42.398
27	1	2:05.493	34.178	37.630	53.685	243.7	57:34.605	27	1	2:07.012	34.676	38.508	53.828	238.9	58:49.410
28	1	2:05.302	34.049	37.709	53.544	243.7	59:39.907	28	1	2:06.856	34.665	38.145	54.046	239.4	1:00:56.266
29	1	2:05.618	34.118	37.698	53.802	243.2	1:01:45.525	29	1	2:07.013	34.648	38.183	54.182	238.4	1:03:03.279





Paul Ricard
International GT Open
Race - 2
Lap Analysis



26

Omar Jackson

Ferrari 296 GT3 **27**

Marco Pulcini

Ferrari 488 GT3 MY 2020

PROAM

Axcil Jefferies

racing one

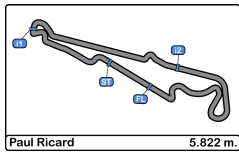
PROAM

Eddie Cheever III

AF Corse

Lap	D	Time	Sector 1	Sector 2	Sector 3	T. Spd	Elapsed	Lap	D	Time	Sector 1	Sector 2	Sector 3	T. Spd	Elapsed
1	2	2:16.655	43.174	39.000	54.481	223.6	2:16.655	1	1	2:18.316	43.973	39.443	54.900	221.7	2:18.316
2	2	2:09.576	35.495	39.083	54.998	243.2	4:26.231	2	1	2:09.053	35.296	38.656	55.101	239.4	4:27.369
3	2	2:06.731	35.116	38.317	53.298	236.8	6:32.962	3	1	2:08.602	35.332	38.808	54.462	239.4	6:35.971
4	2	2:06.017	34.213	38.242	53.562	238.9	8:38.979	4	1	2:08.253	35.412	38.700	54.141	238.9	8:44.224
5	2	2:06.169	34.354	38.246	53.569	238.9	10:45.148	5	1	2:07.713	35.308	38.471	53.934	234.7	10:51.937
6	2	2:07.074	35.466	38.292	53.316	240.5	12:52.222	6	1	2:07.307	34.647	38.494	54.166	238.4	12:59.244
7	2	2:05.806	34.050	38.325	53.431	239.4	14:58.028	7	1	2:07.647	34.889	38.588	54.170	236.8	15:06.891
8	2	2:07.570	35.717	38.388	53.465	238.4	17:05.598	8	1	2:07.743	34.777	38.659	54.307	235.8	17:14.634
9	2	2:05.932	34.176	38.326	53.430	240.0	19:11.530	9	1	2:07.486	34.759	38.623	54.104	234.7	19:22.120
10	2	2:05.707	34.339	38.080	53.288	241.0	21:17.237	10	1	2:07.256	34.673	38.493	54.090	237.8	21:29.376
11	2	2:06.176	34.425	38.315	53.436	241.0	23:23.413	11	1	2:06.953	34.601	38.497	53.855	235.8	23:36.329
12	2	2:06.223	34.270	38.352	53.601	240.5	25:29.636	12	1	3:17.222 P	34.778	38.792	2:03.652	238.4	26:53.551
13	2	2:06.043	34.266	38.223	53.554	240.5	27:35.679	13	2	2:20.736	49.939	37.883	52.914	146.1	29:14.287
14	2	2:07.004	34.614	38.340	54.050	240.5	29:42.683	14	2	2:04.320	33.643	37.702	52.975	234.7	31:18.607
15	2	2:07.545	35.902	38.275	53.368	240.5	31:50.228	15	2	2:03.826	33.577	37.539	52.710	236.8	33:22.433
16	2	2:12.072 P	34.673	38.251	59.148	240.5	34:02.300	16	2	2:04.408	33.680	37.803	52.925	239.4	35:26.841
17	1	3:21.852	1:46.364	39.397	56.091	141.1	37:24.152	17	2	2:04.469	33.704	37.760	53.005	237.8	37:31.310
18	1	2:10.571	35.620	39.706	55.245	237.3	39:34.723	18	2	2:05.029	34.013	37.884	53.132	240.0	39:36.339
19	1	2:11.794	36.401	39.475	55.918	238.4	41:46.517	19	2	2:05.394	34.316	37.931	53.147	242.6	41:41.733
20	1	2:10.594	35.658	39.298	55.638	238.4	43:57.111	20	2	2:05.134	34.050	37.634	53.450	242.6	43:46.867
21	1	2:11.559	36.028	39.943	55.588	237.3	46:08.670	21	2	2:07.255	35.640	38.110	53.505	240.5	45:54.122
22	1	2:12.611	36.168	41.079	55.364	237.3	48:21.281	22	2	2:07.044	35.659	37.969	53.416	242.1	48:01.166
23	1	2:10.328	35.763	39.167	55.398	239.4	50:31.609	23	2	2:04.812	33.921	37.582	53.309	241.6	50:05.978
24	1	2:11.193	35.873	39.433	55.887	238.9	52:42.802	24	2	2:04.861	33.879	37.788	53.194	242.1	52:10.839
25	1	2:10.648	35.534	39.154	55.960	238.4	54:53.450	25	2	2:05.436	34.710	37.644	53.082	240.5	54:16.275
26	1	2:11.107	35.607	39.516	55.984	240.5	57:04.557	26	2	2:04.823	33.889	37.789	53.145	242.1	56:21.098
27	1	2:11.141	36.116	39.313	55.712	240.5	59:15.698	27	2	2:04.385	33.871	37.538	52.976	241.0	58:25.483
28	1	2:13.475	37.145	40.615	55.715	240.5	1:01:29.173	28	2	2:05.592	33.948	37.997	53.647	243.7	1:00:31.075
29	1	2:11.468	36.012	39.787	55.669	238.4	1:03:40.641	29	2	2:06.411	34.269	38.445	53.697	243.7	1:02:37.486





Paul Ricard
International GT Open
Race - 2
Lap Analysis



33

Miloš Pavlović

Lamborghini Huracan GT3 EVO2

38

Nicolò Rosi

Ferrari 296 GT3

PROAM

Sanporn Jao-Javanil

Bonaldi Motorsport

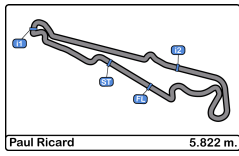
PROAM

Niccolò Schirò

Kessel Racing

Lap	D	Time	Sector 1	Sector 2	Sector 3	T. Spd	Elapsed	Lap	D	Time	Sector 1	Sector 2	Sector 3	T. Spd	Elapsed
1	1	2:13.186	40.511	38.818	53.857	214.7	2:13.186	1	1	2:20.123	45.168	39.727	55.228	224.5	2:20.123
2	1	2:06.182	34.397	38.151	53.634	240.0	4:19.368	2	1	2:21.524	35.128	38.824	1:07.572	242.1	4:41.647
3	1	2:05.559	34.254	38.047	53.258	241.0	6:24.927	3	1	2:09.976	35.785	39.539	54.652	238.9	6:51.623
4	1	2:06.041	34.283	38.288	53.470	241.6	8:30.968	4	1	2:08.567	35.103	38.596	54.868	241.6	9:00.190
5	1	2:06.509	34.147	38.286	54.076	241.6	10:37.477	5	1	2:08.552	35.250	38.921	54.381	241.6	11:08.742
6	1	2:05.959	34.466	38.015	53.478	241.6	12:43.436	6	1	2:08.059	34.902	38.780	54.377	241.6	13:16.801
7	1	2:05.637	34.306	38.050	53.281	241.6	14:49.073	7	1	2:09.085	35.232	39.416	54.437	242.6	15:25.886
8	1	2:05.451	34.179	37.910	53.362	240.5	16:54.524	8	1	2:09.182	35.193	39.818	54.171	241.6	17:35.068
9	1	2:05.525	34.170	37.890	53.465	241.0	19:00.049	9	1	2:09.332	35.447	39.278	54.607	242.6	19:44.400
10	1	2:05.947	34.463	38.038	53.446	242.1	21:05.996	10	1	2:08.255	35.253	39.019	53.983	243.2	21:52.655
11	1	2:05.303	33.983	37.925	53.395	242.1	23:11.299	11	1	2:08.021	34.949	38.343	54.729	241.6	24:00.676
12	1	2:05.950	34.279	38.191	53.480	241.6	25:17.249	12	1	2:13.401 P	34.844	38.292	1:00.265	240.5	26:14.077
13	1	2:05.704	34.195	37.975	53.534	241.6	27:22.953	13	2	3:10.023	1:39.176	37.920	52.927	147.3	29:24.100
14	1	2:05.541	34.225	38.058	53.258	241.6	29:28.494	14	2	2:04.921	34.030	37.988	52.903	240.0	31:29.021
15	1	2:06.821	35.327	38.104	53.390	241.6	31:35.315	15	2	2:04.484	33.871	37.636	52.977	240.5	33:33.505
16	1	2:05.967	34.616	37.881	53.470	241.6	33:41.282	16	2	2:05.076	34.071	38.007	52.998	240.5	35:38.581
17	1	2:12.072 P	34.363	38.354	59.355	242.1	35:53.354	17	2	2:04.765	33.921	37.738	53.106	239.4	37:43.346
18	2	3:20.066	1:46.440	38.915	54.711	148.7	39:13.420	18	2	2:04.995	34.029	37.862	53.104	239.4	39:48.341
19	2	2:08.080	34.929	38.774	54.377	241.0	41:21.500	19	2	2:05.307	34.036	37.965	53.306	240.0	41:53.648
20	2	2:08.148	34.795	38.437	54.916	242.1	43:29.648	20	2	2:05.311	33.990	37.808	53.513	241.0	43:58.959
21	2	2:06.977	33.484	39.294	54.199	241.6	45:36.625	21	2	2:07.158	34.652	38.977	53.529	240.5	46:06.117
22	2	2:08.095	35.328	38.405	54.362	240.5	47:44.720	22	2	2:06.421	34.708	38.231	53.482	241.0	48:12.538
23	2	2:06.546	33.623	38.824	54.099	242.1	49:51.266	23	2	2:06.561	34.384	38.042	54.135	241.6	50:19.099
24	2	2:07.767	35.285	38.402	54.080	243.2	51:59.033	24	2	2:05.392	34.138	37.744	53.510	241.0	52:24.491
25	2	2:07.109	34.976	38.076	54.057	242.1	54:06.142	25	2	2:05.596	34.125	37.702	53.769	241.0	54:30.087
26	2	2:07.147	34.591	38.356	54.200	242.6	56:13.289	26	2	2:05.077	33.890	37.771	53.416	241.6	56:35.164
27	2	2:07.810	34.623	38.727	54.460	242.1	58:21.099	27	2	2:06.317	34.103	38.631	53.583	242.1	58:41.481
28	2	2:07.529	34.525	38.208	54.796	243.2	1:00:28.628	28	2	2:05.267	34.229	37.759	53.279	243.7	1:00:46.748
29	2	2:07.276	34.626	38.408	54.242	243.2	1:02:35.904	29	2	2:05.177	34.138	37.773	53.266	242.6	1:02:51.925



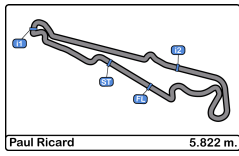


Paul Ricard
International GT Open
Race - 2
Lap Analysis



51							54								
Nicola Marinangeli							Dexter Müller								
PRO							Mercedes AMG GT3								
Riccardo Agostini							Yannick Mettler								
AF Corse							CBRX by SPS								
Lap	D	Time	Sector 1	Sector 2	Sector 3	T. Spd	Elapsed	Lap	D	Time	Sector 1	Sector 2	Sector 3	T. Spd	Elapsed
1	1	2:16.285	42.738	39.321	54.226	225.4	2:16.285	1	2	2:14.336	41.279	38.861	54.196	216.0	2:14.336
2	1	2:24.937	35.429	39.036	1:10.472	240.5	4:41.222	2	2	2:06.304	34.357	38.262	53.685	242.6	4:20.640
3	1	2:07.579	35.204	38.476	53.899	231.7	6:48.801	3	2	2:06.012	34.229	38.214	53.569	241.6	6:26.652
4	1	2:06.878	34.474	38.586	53.818	238.4	8:55.679	4	2	2:05.479	34.052	38.051	53.376	242.1	8:32.131
5	1	2:06.191	34.031	38.915	53.245	238.4	11:01.870	5	2	2:06.002	34.213	38.185	53.604	244.3	10:38.133
6	1	2:07.374	34.237	38.461	54.676	238.9	13:09.244	6	2	2:06.349	34.670	38.163	53.516	243.7	12:44.482
7	1	2:06.049	34.416	38.011	53.622	242.1	15:15.293	7	2	2:05.598	34.201	38.076	53.321	242.1	14:50.080
8	1	2:06.236	34.124	38.552	53.560	237.8	17:21.529	8	2	2:05.441	34.187	38.196	53.058	241.0	16:55.521
9	1	2:05.654	34.220	38.090	53.344	237.8	19:27.183	9	2	2:05.430	33.935	38.016	53.479	241.6	19:00.951
10	1	2:06.996	34.303	38.443	54.250	239.4	21:34.179	10	2	2:05.721	34.201	38.022	53.498	243.2	21:06.672
11	1	2:05.180	34.121	37.471	53.588	238.4	23:39.359	11	2	2:05.471	34.254	38.027	53.190	242.6	23:12.143
12	1	2:06.358	34.001	38.265	54.092	239.4	25:45.717	12	2	2:05.765	34.218	38.099	53.448	241.6	25:17.908
13	1	3:02.720 P	34.362	37.983	1:50.375	237.8	28:48.437	13	2	2:05.745	34.600	38.235	52.910	238.4	27:23.653
14	2	2:20.921	49.876	38.025	53.020	143.8	31:09.358	14	2	2:05.234	34.032	37.975	53.227	242.6	29:28.887
15	2	2:04.381	33.892	37.968	52.521	237.3	33:13.739	15	2	2:06.710	35.570	38.026	53.114	241.6	31:35.597
16	2	2:04.601	33.923	37.988	52.690	236.8	35:18.340	16	2	2:12.582 P	34.622	38.035	59.925	243.2	33:48.179
17	2	2:05.324	33.822	37.761	53.741	236.8	37:23.664	17	1	3:11.025	1:38.737	38.355	53.933	148.5	36:59.204
18	2	2:05.342	34.494	37.948	52.900	235.8	39:29.006	18	1	2:07.829	35.120	39.058	53.651	238.4	39:07.033
19	2	2:05.514	34.073	37.890	53.551	238.4	41:34.520	19	1	2:07.579	34.707	38.319	54.553	240.5	41:14.612
20	2	2:08.571	35.093	38.568	54.910	241.0	43:43.091	20	1	2:07.112	35.028	38.248	53.836	237.8	43:21.724
21	2	2:08.531	35.451	38.952	54.128	237.8	45:51.622	21	1	2:07.501	34.853	38.516	54.132	241.0	45:29.225
22	2	2:05.622	34.644	37.972	53.006	237.3	47:57.244	22	1	2:07.189	34.840	38.471	53.878	239.4	47:36.414
23	2	2:04.582	33.775	37.892	52.915	237.8	50:01.826	23	1	2:08.116	34.558	38.639	54.919	240.0	49:44.530
24	2	2:04.494	33.804	37.764	52.926	238.9	52:06.320	24	1	2:06.460	34.499	38.355	53.606	241.0	51:50.990
25	2	2:04.536	33.901	37.854	52.781	237.8	54:10.856	25	1	2:07.073	34.198	38.386	54.489	241.0	53:58.063
26	2	2:04.530	33.814	37.718	52.998	239.4	56:15.386	26	1	2:06.555	34.758	38.187	53.610	242.1	56:04.618
27	2	2:04.667	33.783	37.820	53.064	238.9	58:20.053	27	1	2:07.553	35.027	38.202	54.324	241.6	58:12.171
28	2	2:04.340	33.801	37.739	52.800	240.0	1:00:24.393	28	1	2:07.651	34.757	39.002	53.892	242.6	1:00:19.822
29	2	2:05.082	33.882	37.994	53.206	239.4	1:02:29.475	29	1	2:09.373	35.328	39.221	54.824	238.4	1:02:29.195





Paul Ricard
International GT Open
Race - 2
Lap Analysis



55

Laurent De Meeus

Ferrari 488 GT3 MY 2020

61

Jean-Claude Saada

Ferrari 488 GT3 MY 2020

PROAM

Jamie Stanley

AF Corse

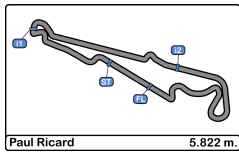
AM*

Conrad Grunewald

AF Corse

Lap	D	Time	Sector 1	Sector 2	Sector 3	T. Spd	Elapsed	Lap	D	Time	Sector 1	Sector 2	Sector 3	T. Spd	Elapsed
1	2	2:15.869	41.622	40.213	54.034	216.8	2:15.869	1	2	2:15.457	41.966	38.690	54.801	216.4	2:15.457
2	2	2:08.347	35.648	38.709	53.990	237.8	4:24.216	2	2	2:07.759	35.844	38.463	53.452	241.0	4:23.216
3	2	2:06.221	34.311	38.172	53.738	242.6	6:30.437	3	2	2:05.521	34.028	37.948	53.545	241.6	6:28.737
4	2	2:05.769	34.048	38.154	53.567	241.6	8:36.206	4	2	2:05.575	34.057	38.034	53.484	243.2	8:34.312
5	2	2:06.527	34.373	38.238	53.916	241.6	10:42.733	5	2	2:05.842	34.215	38.092	53.535	242.6	10:40.154
6	2	2:05.820	34.214	37.964	53.642	241.6	12:48.553	6	2	2:05.521	34.121	37.821	53.579	243.2	12:45.675
7	2	2:06.047	34.226	38.105	53.716	240.5	14:54.600	7	2	2:05.763	34.209	37.996	53.558	241.6	14:51.438
8	2	2:05.916	34.134	38.177	53.605	239.4	17:00.516	8	2	2:06.226	34.418	37.973	53.835	241.6	16:57.664
9	2	2:05.621	34.044	37.868	53.709	240.0	19:06.137	9	2	2:06.350	34.239	37.866	54.245	241.6	19:04.014
10	2	2:05.881	34.024	38.029	53.828	241.0	21:12.018	10	2	2:05.197	34.126	37.696	53.375	242.1	21:09.211
11	2	2:05.778	34.131	38.070	53.577	241.6	23:17.796	11	2	2:04.845	33.889	37.851	53.105	242.6	23:14.056
12	2	2:06.561	34.290	38.012	54.259	241.0	25:24.357	12	2	2:06.398	34.580	38.236	53.582	241.6	25:20.454
13	2	2:07.090	34.798	38.194	54.098	240.5	27:31.447	13	2	2:05.516	34.228	37.973	53.315	241.6	27:25.970
14	2	2:06.501	34.455	38.109	53.937	240.0	29:37.948	14	2	2:05.936	34.333	37.902	53.701	242.6	29:31.906
15	2	2:07.065	34.341	38.188	54.536	240.5	31:45.013	15	2	2:06.302	34.172	38.032	54.098	239.4	31:38.208
16	2	2:06.427	34.665	38.181	53.581	242.6	33:51.440	16	2	2:07.097	35.049	37.983	54.065	242.6	33:45.305
17	2	3:05.293 P	34.544	38.251	1:52.498	242.1	36:56.733	17	2	3:09.311 P	34.405	37.836	1:57.070	241.6	36:54.616
18	1	2:26.566	51.218	39.571	55.777	145.9	39:23.299	18	1	2:26.078	51.997	38.402	55.679	144.1	39:20.694
19	1	2:10.456	35.781	39.273	55.402	241.6	41:33.755	19	1	2:09.491	35.217	39.200	55.074	239.4	41:30.185
20	1	2:10.302	35.514	39.461	55.327	241.6	43:44.057	20	1	2:09.280	35.143	38.982	55.155	242.6	43:39.465
21	1	2:20.109		2:58.769	56.128	242.6	46:04.166	21	1	2:17.741	36.040	39.950	1:01.751	242.6	45:57.206
22	1	2:11.061	36.521	39.393	55.147	239.4	48:15.227	22	1	2:10.080	36.175	38.916	54.989	239.4	48:07.286
23	1	2:10.534	35.074	39.514	55.946	241.0	50:25.761	23	1	2:09.246	35.629	38.794	54.823	241.6	50:16.532
24	1	2:13.753	36.540	40.039	57.174	241.0	52:39.514	24	1	2:09.164	35.113	38.602	55.449	243.2	52:25.696
25	1		36.284	49.011		237.8		25	1	2:08.244	34.903	38.638	54.703	241.6	54:33.940
								26	1	2:09.096	35.974	38.861	54.261	239.4	56:43.036
								27	1	2:08.060	34.738	38.475	54.847	243.7	58:51.096
								28	1	2:07.266	34.640	38.227	54.399	242.1	1:00:58.362
								29	1	2:07.348	34.679	38.363	54.306	242.1	1:03:05.710





Paul Ricard
International GT Open
Race - 2
Lap Analysis



63

Pierre Louis Chovet

Lamborghini Huracan GT3 EVO2

65

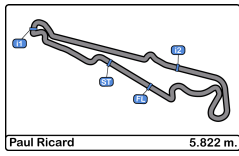
Heiko Neumann

Mercedes AMG GT3 2020

PRO Maximilian Paul Oregon Team AM Timo Rumpfkeil Team Motopark

Lap	D	Time	Sector 1	Sector 2	Sector 3	T. Spd	Elapsed	Lap	D	Time	Sector 1	Sector 2	Sector 3	T. Spd	Elapsed
1	1	2:09.720	38.729	38.026	52.965	216.8	2:09.720	1	2	2:17.378	43.140	39.480	54.758	213.0	2:17.378
2	1	2:05.668	34.388	38.140	53.140	240.5	4:15.388	2	2	2:08.897	34.780	39.308	54.809	242.1	4:26.275
3	1	2:04.771	33.878	37.979	52.914	240.0	6:20.159	3	2	2:07.226	35.452	38.152	53.622	234.7	6:33.501
4	1	2:04.845	34.082	37.861	52.902	240.0	8:25.004	4	2	2:07.102	34.271	37.939	54.892	241.0	8:40.603
5	1	2:04.641	33.779	37.811	53.051	241.0	10:29.645	5	2	2:05.606	34.530	37.899	53.177	241.0	10:46.209
6	1	2:04.522	33.790	37.728	53.004	241.0	12:34.167	6	2	2:06.356	34.669	38.298	53.389	242.1	12:52.565
7	1	2:04.382	33.887	37.858	52.637	239.4	14:38.549	7	2	2:05.742	34.418	38.049	53.275	240.0	14:58.307
8	1	2:04.852	33.948	37.867	53.037	240.0	16:43.401	8	2	2:06.524	35.186	38.026	53.312	242.1	17:04.831
9	1	2:04.346	33.839	37.864	52.643	239.4	18:47.747	9	2	2:05.864	34.298	37.904	53.662	240.5	19:10.695
10	1	2:04.414	33.815	37.767	52.832	241.0	20:52.161	10	2	2:05.544	34.295	37.917	53.332	241.0	21:16.239
11	1	2:04.143	33.711	37.692	52.740	240.5	22:56.304	11	2	2:06.241	34.378	37.983	53.880	241.0	23:22.480
12	1	2:04.770	33.824	37.846	53.100	240.0	25:01.074	12	2	2:06.284	34.726	37.991	53.567	240.5	25:28.764
13	1	2:05.007	33.842	37.721	53.444	240.0	27:06.081	13	2	2:06.040	34.398	38.134	53.508	241.0	27:34.804
14	1	2:11.982 P	33.943	38.331	59.708	240.5	29:18.063	14	2	2:06.218	34.611	38.021	53.586	242.6	29:41.022
15	2	3:12.349	1:41.259	38.118	52.972	147.1	32:30.412	15	2	2:11.334	34.510	38.187	58.637	242.1	31:52.356
16	2	2:04.605	33.944	37.556	53.105	239.4	34:35.017	16	2	2:11.479 P	34.572	38.102	58.805	241.6	34:03.835
17	2	2:04.409	33.962	37.397	53.050	240.0	36:39.426	17	1	3:19.524	1:46.059	38.495	54.970	151.0	37:23.359
18	2	2:04.775	33.936	37.720	53.119	239.4	38:44.201	18	1	2:08.625	35.589	38.286	54.750	238.9	39:31.984
19	2	2:04.809	34.119	37.626	53.064	240.0	40:49.010	19	1	2:07.927	35.910	37.989	54.028	241.0	41:39.911
20	2	2:05.184	34.130	37.639	53.415	241.0	42:54.194	20	1	2:06.716	34.481	38.286	53.949	241.6	43:46.627
21	2	2:05.734	34.115	38.513	53.106	241.0	44:59.928	21	1	2:08.328	35.519	38.238	54.571	241.6	45:54.955
22	2	2:05.407	34.184	37.630	53.593	240.0	47:05.335	22	1	2:07.669	35.888	38.038	53.743	241.0	48:02.624
23	2	2:05.423	34.329	37.731	53.363	238.9	49:10.758	23	1	2:06.111	34.416	38.153	53.542	241.0	50:08.735
24	2	2:05.349	34.102	37.604	53.643	241.0	51:16.107	24	1	2:06.290	34.451	38.158	53.681	241.6	52:15.025
25	2	2:06.559	35.426	37.785	53.348	239.4	53:22.666	25	1	2:06.480	34.402	38.332	53.746	241.0	54:21.505
26	2	2:05.348	34.338	37.715	53.295	239.4	55:28.014	26	1	2:06.992	34.674	38.174	54.144	241.0	56:28.497
27	2	2:05.324	34.190	37.587	53.547	240.0	57:33.338	27	1	2:08.199	35.370	38.862	53.967	241.6	58:36.696
28	2	2:05.479	34.226	37.809	53.444	241.0	59:38.817	28	1	2:06.645	34.512	38.304	53.829	242.6	1:00:43.341
29	2	2:05.757	34.230	37.912	53.615	241.0	1:01:44.574	29	1	2:07.486	34.514	38.145	54.827	240.5	1:02:50.827



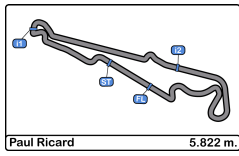


Paul Ricard
International GT Open
Race - 2
Lap Analysis



66							69								
Stewart Proctor			McLaren 720S GT3				Samuel De Haan			McLaren 720S GT3					
PROAM			Lewis Proctor				Greystone GT			PRO					
Charlie Fagg			Optimum Motorsport												
Lap	D	Time	Sector 1	Sector 2	Sector 3	T. Spd	Elapsed	Lap	D	Time	Sector 1	Sector 2	Sector 3	T. Spd	Elapsed
1	2	2:17.656	42.535	39.980	55.141	218.1	2:17.656	1	1	2:18.696	43.587	40.385	54.724	215.1	2:18.696
2	2	2:08.876	35.756	38.685	54.435	240.5	4:26.532	2	1	2:08.882	35.138	38.790	54.954	242.1	4:27.578
3	2	2:07.371	35.323	38.826	53.222	237.3	6:33.903	3	1	2:08.743	35.384	38.985	54.374	242.6	6:36.321
4	2	2:05.765	34.151	38.061	53.553	239.4	8:39.668	4	1	2:08.029	35.219	38.765	54.045	241.0	8:44.350
5	2	2:05.745	34.129	37.989	53.627	239.4	10:45.413	5	1	2:06.435	34.648	38.284	53.503	240.5	10:50.785
6	2	2:05.636	34.755	37.980	52.901	241.0	12:51.049	6	1	2:05.315	33.997	38.007	53.311	240.0	12:56.100
7	2	2:05.040	34.007	37.924	53.109	238.9	14:56.089	7	1	2:05.754	34.335	38.123	53.296	239.4	15:01.854
8	2	2:05.255	34.008	38.182	53.065	237.8	17:01.344	8	1	2:05.774	34.234	38.095	53.445	238.9	17:07.628
9	2	2:05.918	34.584	38.103	53.231	238.9	19:07.262	9	1	2:06.137	34.228	38.068	53.841	240.5	19:13.765
10	2	2:05.281	34.236	37.949	53.096	239.4	21:12.543	10	1	2:05.986	34.275	38.026	53.685	241.6	21:19.751
11	2	2:05.524	34.100	38.156	53.268	240.5	23:18.067	11	1	2:06.061	34.476	38.104	53.481	241.0	23:25.812
12	2	2:06.582	34.349	38.287	53.946	241.0	25:24.649	12	1	3:13.533 P	34.270	38.314	2:00.949	240.5	26:39.345
13	2	2:07.118	34.641	38.435	54.042	241.0	27:31.767	13	2	2:19.846	49.272	37.864	52.710	148.5	28:59.191
14	2	2:06.485	34.422	38.139	53.924	238.4	29:38.252	14	2	2:04.120	33.616	37.773	52.731	239.4	31:03.311
15	2	2:06.015	34.367	38.085	53.563	240.0	31:44.267	15	2	2:04.216	33.551	37.858	52.807	239.4	33:07.527
16	2	2:05.919	34.205	38.028	53.686	239.4	33:50.186	16	2	2:04.379	33.909	37.807	52.663	239.4	35:11.906
17	2	3:04.902 P	34.527	38.499	1:51.876	240.5	36:55.088	17	2	2:04.922	33.931	37.995	52.996	240.0	37:16.828
18	1	2:27.488	52.559	39.438	55.491	138.1	39:22.576	18	2	2:05.546	33.802	37.966	53.778	238.9	39:22.374
19	1	2:10.557	35.736	39.345	55.476	237.8	41:33.133	19	2	2:05.586	33.910	38.118	53.558	241.0	41:27.960
20	1	2:10.070	35.561	39.283	55.226	237.8	43:43.203	20	2	2:04.422	33.759	37.760	52.903	241.6	43:32.382
21	1	2:40.626		3:19.662	55.473	227.3	46:23.829	21	2	2:04.795	33.769	37.807	53.219	241.6	45:37.177
22	1	2:09.697	35.621	39.126	54.950	237.3	48:33.526	22	2	2:05.200	34.333	38.012	52.855	242.1	47:42.377
23	1	2:10.424	35.425	39.766	55.233	238.9	50:43.950	23	2	2:04.964	33.864	37.851	53.249	241.6	49:47.341
24	1	2:09.963	35.454	39.498	55.011	237.8	52:53.913	24	2	2:04.497	33.809	37.800	52.888	242.1	51:51.838
25	1	2:09.871	35.201	39.464	55.206	239.4	55:03.784	25	2	2:05.027	33.939	37.944	53.144	242.1	53:56.865
26	1	2:09.154	35.662	38.755	54.737	240.0	57:12.938	26	2	2:04.466	33.757	37.776	52.933	240.5	56:01.331
27	1	2:09.223	35.232	38.924	55.067	240.5	59:22.161	27	2	2:04.903	34.354	37.743	52.806	241.6	58:06.234
28	1	2:10.115	35.298	39.568	55.249	238.9	1:01:32.276	28	2	2:04.208	33.634	37.751	52.823	242.6	1:00:10.442
29	1	2:09.735	35.408	39.135	55.192	239.4	1:03:42.011	29	2	2:04.180	33.763	37.734	52.683	241.0	1:02:14.622





Paul Ricard
International GT Open
Race - 2
Lap Analysis



71

Franck Dezoteux

Ferrari 488 GT3 MY 2020

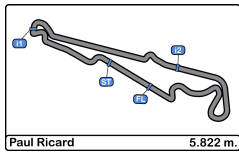
84

Andrew Gilbert

McLaren 720S GT3

AM						AF Corse		PROAM		Fran Rueda		Altitude Racing by Optimum			
Lap	D	Time	Sector 1	Sector 2	Sector 3	T. Spd	Elapsed	Lap	D	Time	Sector 1	Sector 2	Sector 3	T. Spd	Elapsed
1		2:22.294	46.015	40.549	55.730	220.8	2:22.294	1	2	2:10.988	39.792	38.202	52.994	216.8	2:10.988
2		2:09.402	35.301	38.670	55.431	241.0	4:31.696	2	2	2:05.167	34.121	37.902	53.144	238.9	4:16.155
3		2:08.767	35.315	38.369	55.083	241.0	6:40.463	3	2	2:04.934	34.035	37.885	53.014	238.4	6:21.089
4		2:16.196	34.817	38.548	1:02.831	240.5	8:56.659	4	2	2:04.826	34.006	37.863	52.957	238.9	8:25.915
5		2:08.978	35.064	39.119	54.795	240.0	11:05.637	5	2	2:04.853	33.969	37.908	52.976	240.0	10:30.768
6		2:08.424	34.772	38.656	54.996	241.0	13:14.061	6	2	2:05.702	34.109	38.274	53.319	239.4	12:36.470
7		2:07.658	35.025	38.566	54.067	240.0	15:21.719	7	2	2:04.563	34.008	37.742	52.813	240.0	14:41.033
8		2:08.205	34.927	38.597	54.681	239.4	17:29.924	8	2	2:04.698	34.005	37.933	52.760	238.9	16:45.731
9		2:07.725	34.843	38.346	54.536	240.0	19:37.649	9	2	2:04.700	34.093	37.826	52.781	239.4	18:50.431
10		2:07.786	34.751	38.568	54.467	241.0	21:45.435	10	2	2:04.338	33.858	37.686	52.794	240.0	20:54.769
11		2:07.409	34.624	38.186	54.599	241.0	23:52.844	11	2	2:04.550	33.871	37.837	52.842	240.5	22:59.319
12		2:07.951	34.699	38.762	54.490	238.9	26:00.795	12	2	2:04.963	34.066	37.904	52.993	240.0	25:04.282
13		2:08.001	34.839	38.569	54.593	238.9	28:08.796	13	2	2:05.150	34.350	37.898	52.902	238.9	27:09.432
14		3:06.902 P	34.922	38.683	1:53.297	239.4	31:15.698	14	2	2:05.654	34.610	37.985	53.059	240.5	29:15.086
15		2:23.992	50.774	39.219	53.999	149.5	33:39.690	15	2	2:04.941	34.076	37.786	53.079	240.5	31:20.027
16		2:07.000	34.668	38.356	53.976	240.0	35:46.690	16	2	2:04.902	34.064	37.838	53.000	241.0	33:24.929
17		2:09.429	35.802	39.427	54.200	238.9	37:56.119	17	2	3:03.988 P	34.316	37.949	1:51.723	240.0	36:28.917
18		2:07.229	34.799	38.289	54.141	239.4	40:03.348	18	1	2:24.558	51.437	38.651	54.470	143.8	38:53.475
19		2:08.240	34.730	39.318	54.192	240.5	42:11.588	19	1	2:09.182	35.385	38.832	54.965	238.4	41:02.657
20		2:09.462	35.293	39.572	54.597	241.0	44:21.050	20	1	2:08.065	35.058	38.295	54.712	239.4	43:10.722
21		2:08.538	34.832	38.625	55.081	240.5	46:29.588	21	1	2:09.088	35.134	38.686	55.268	240.5	45:19.810
22		2:08.288	34.889	38.284	55.115	241.0	48:37.876	22	1	2:09.491	34.988	38.646	55.857	240.0	47:29.301
23		2:07.905	35.334	38.596	53.975	241.6	50:45.781	23	1	2:07.913	35.328	38.560	54.025	239.4	49:37.214
24		2:08.647	34.910	38.937	54.800	241.6	52:54.428	24	1	2:07.442	34.799	38.514	54.129	240.0	51:44.656
25		2:08.519	35.102	38.293	55.124	241.6	55:02.947	25	1	2:07.957	34.897	38.633	54.427	240.0	53:52.613
26		2:07.693	35.337	38.243	54.113	242.1	57:10.640	26	1	2:07.789	34.974	38.413	54.402	240.0	56:00.402
27		2:07.849	34.766	38.321	54.762	243.2	59:18.489	27	1	2:08.615	35.640	38.702	54.273	240.0	58:09.017
28		2:11.658	35.584	39.990	56.084	242.6	1:01:30.147	28	1	2:08.118	35.303	38.552	54.263	242.1	1:00:17.135
29		2:09.380	35.630	38.758	54.992	242.1	1:03:39.527	29	1	2:08.153	35.106	38.316	54.731	240.5	1:02:25.288



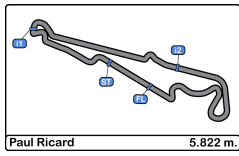


Paul Ricard
International GT Open
Race - 2
Lap Analysis



91 Ernst Kirchmayr Ferrari 488 GT3 Evo							99 Patrick Kolb Porsche 991.2 GT3 R								
AM Philipp Baron Team Baron Motorsport							PRO Alfred Renauer Lionspeed GP								
Lap	D	Time	Sector 1	Sector 2	Sector 3	T. Spd	Elapsed	Lap	D	Time	Sector 1	Sector 2	Sector 3	T. Spd	Elapsed
1	1	2:22.425	45.894	40.928	55.603	213.0	2:22.425	1	1	2:13.382	40.916	38.653	53.813	215.5	2:13.382
2	1	2:10.376	35.865	38.840	55.671	238.9	4:32.801	2	1	2:06.442	34.605	38.148	53.689	243.7	4:19.824
3	1	2:09.252	35.446	38.859	54.947	236.8	6:42.053	3	1	2:05.602	34.216	37.907	53.479	242.6	6:25.426
4	1	2:08.798	35.334	38.886	54.578	237.8	8:50.851	4	1	2:06.016	34.120	38.111	53.785	243.2	8:31.442
5	1	2:08.431	35.169	39.104	54.158	238.4	10:59.282	5	1	2:05.378	34.002	37.931	53.445	243.7	10:36.820
6	1	2:07.709	34.926	38.725	54.058	237.8	13:06.991	6	1	2:05.773	34.173	38.101	53.499	242.1	12:42.593
7	1	2:07.252	34.795	38.594	53.863	235.2	15:14.243	7	1	2:05.304	34.106	38.207	52.991	242.1	14:47.897
8	1	2:08.376	35.388	39.064	53.924	235.2	17:22.619	8	1	2:05.597	34.307	38.095	53.195	241.0	16:53.494
9	1	2:08.124	35.090	38.486	54.548	238.4	19:30.743	9	1	2:05.840	34.233	38.074	53.533	242.1	18:59.334
10	1	2:08.529	35.190	38.537	54.802	237.3	21:39.272	10	1	2:05.255	34.317	37.968	52.970	242.6	21:04.589
11	1	2:08.398	34.995	38.716	54.687	237.8	23:47.670	11	1	2:05.537	34.271	38.007	53.259	242.6	23:10.126
12	1	3:10.462 P	35.549	39.613	1:55.300	236.8	26:58.132	12	1	2:05.964	34.463	38.297	53.204	241.0	25:16.090
13	2	2:22.577	50.437	38.430	53.710	146.7	29:20.709	13	1	3:04.220 P	34.404	38.248	1:51.568	242.6	28:20.310
14	2	2:06.190	34.353	38.321	53.516	236.3	31:26.899	14	2	2:21.248	50.323	37.686	53.239	149.1	30:41.558
15	2	2:05.902	34.373	37.949	53.580	237.3	33:32.801	15	2	2:05.161	34.136	37.941	53.084	241.0	32:46.719
16	2	2:07.004	34.433	38.925	53.646	236.8	35:39.805	16	2	2:04.968	34.073	37.811	53.084	242.1	34:51.687
17	2	2:06.161	34.517	38.015	53.629	237.8	37:45.966	17	2	2:05.376	34.435	37.903	53.038	242.1	36:57.063
18	2	2:06.065	34.332	38.225	53.508	237.3	39:52.031	18	2	2:05.149	34.195	37.964	52.990	241.0	39:02.212
19	2	2:06.229	34.333	38.100	53.796	237.8	41:58.260	19	2	2:05.179	34.270	37.863	53.046	242.1	41:07.391
20	2	2:05.931	34.355	38.008	53.568	238.9	44:04.191	20	2	2:05.123	34.079	37.849	53.195	242.6	43:12.514
21	2	2:07.351	34.732	38.601	54.018	237.8	46:11.542	21	2	2:06.389	34.101	38.099	54.189	243.7	45:18.903
22	2	2:07.089	34.670	38.600	53.819	238.9	48:18.631	22	2	2:05.684	34.338	37.987	53.359	242.6	47:24.587
23	2	2:07.257	34.307	38.070	54.880	238.9	50:25.888	23	2	2:06.459	34.274	37.963	54.222	242.6	49:31.046
24	2	2:06.977	34.843	38.067	54.067	238.4	52:32.865	24	2	2:06.006	34.405	38.112	53.489	243.7	51:37.052
25	2	2:06.849	34.967	37.951	53.931	238.4	54:39.714	25	2	2:06.400	34.430	37.946	54.024	243.7	53:43.452
26	2	2:08.056	34.676	39.437	53.943	240.0	56:47.770	26	2	2:05.607	34.387	37.820	53.400	244.8	55:49.059
27	2	2:06.011	34.396	37.942	53.673	239.4	58:53.781	27	2	2:05.557	34.299	37.800	53.458	244.8	57:54.616
28	2	2:06.237	34.358	38.095	53.784	240.5	1:01:00.018	28	2	2:05.781	34.213	38.011	53.557	246.0	1:00:00.397
29	2	2:06.197	34.188	37.915	54.094	240.5	1:03:06.215	29	2	2:06.245	34.336	38.134	53.775	243.2	1:02:06.642





Paul Ricard
International GT Open
Race - 2
Lap Analysis

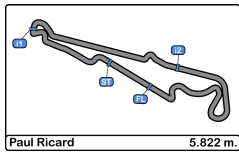


133 Murat Ruhi Cuhadaroglu Ferrari 488 GT3 Evo **777** Marcin Jedliński Audi R8 LMS 2018

AM Emanuele Maria Tabacchi Kessel Racing PROAM Karol Basz Olimp Racing

Lap	D	Time	Sector 1	Sector 2	Sector 3	T. Spd	Elapsed	Lap	D	Time	Sector 1	Sector 2	Sector 3	T. Spd	Elapsed
1	1	2:23.132	46.663	41.213	55.256	221.7	2:23.132	1	1	2:20.440	44.368	41.360	54.712	213.4	2:20.440
2	1	2:11.068	35.781	39.651	55.636	237.3	4:34.200	2	1	2:09.948	35.143	39.048	55.757	244.3	4:30.388
3	1	2:08.890	34.983	38.730	55.177	237.3	6:43.090	3	1	2:22.600	34.971	38.395	1:09.234	242.1	6:52.988
4	1	2:10.549	35.321	39.185	56.043	236.8	8:53.639	4	1	2:08.416	35.666	38.474	54.276	238.9	9:01.404
5	1	2:10.759	35.406	39.509	55.844	237.3	11:04.398	5	1	2:07.870	34.824	38.501	54.545	242.6	11:09.274
6	1	2:10.601	35.053	39.491	56.057	237.3	13:14.999	6	1	2:08.256	34.817	38.550	54.889	244.8	13:17.530
7	1	2:09.052	34.840	39.231	54.981	236.3	15:24.051	7	1	2:09.593	35.044	39.387	55.162	243.2	15:27.123
8	1	2:09.742	35.557	39.181	55.004	236.3	17:33.793	8	1	2:09.439	35.023	39.693	54.723	241.0	17:36.562
9	1	2:09.016	35.198	38.999	54.819	235.8	19:42.809	9	1	2:08.483	35.554	38.620	54.309	242.6	19:45.045
10	1	2:09.008	35.015	38.962	55.031	238.4	21:51.817	10	1	2:09.585	35.399	39.032	55.154	242.6	21:54.630
11	1	2:10.262	35.015	39.028	56.219	233.7	24:02.079	11	1	2:08.910	35.006	38.687	55.217	242.6	24:03.540
12	1	2:16.193 P	35.761	39.206	1:01.226	237.8	26:18.272	12	1	2:17.308 P	36.129	39.220	1:01.959	243.7	26:20.848
13	2	3:17.598	1:44.331	39.052	54.215	143.8	29:35.870	13	2	3:11.722	1:41.287	37.476	52.959	149.1	29:32.570
14	2	2:07.113	34.972	38.357	53.784	234.2	31:42.983	14	2	2:04.978	34.059	37.783	53.136	244.3	31:37.548
15	2	2:06.354	34.428	38.284	53.642	238.4	33:49.337	15	2	2:04.929	34.104	37.714	53.111	244.3	33:42.477
16	2	2:07.202	34.404	38.982	53.816	238.4	35:56.539	16	2	2:04.956	33.754	37.908	53.294	243.7	35:47.433
17	2	2:06.648	34.664	38.277	53.707	236.8	38:03.187	17	2	2:05.306	34.640	37.899	52.767	243.2	37:52.739
18	2	2:06.371	34.435	38.238	53.698	236.3	40:09.558	18	2	2:04.057	33.704	37.596	52.757	242.1	39:56.796
19	2	2:06.920	34.623	38.414	53.883	238.4	42:16.478	19	2	2:04.182	33.643	37.688	52.851	242.6	42:00.978
20	2	2:07.450	35.330	38.503	53.617	235.8	44:23.928	20	2	2:04.340	33.713	37.675	52.952	244.3	44:05.318
21	2	2:06.339	34.415	38.153	53.771	238.4	46:30.267	21	2	2:04.927	34.081	37.812	53.034	244.8	46:10.245
22	2	2:07.381	34.487	38.467	54.427	238.9	48:37.648	22	2	2:06.966	34.803	39.146	53.017	243.2	48:17.211
23	2	2:08.593	35.804	38.485	54.304	239.4	50:46.241	23	2	2:04.589	33.939	37.550	53.100	244.3	50:21.800
24	2	2:08.581	34.680	38.916	54.985	240.5	52:54.822	24	2	2:05.345	33.796	37.455	54.094	244.8	52:27.145
25	2	2:07.403	34.989	38.386	54.028	240.0	55:02.225	25	2	2:04.665	34.004	37.577	53.084	245.4	54:31.810
26	2	2:06.606	34.471	38.141	53.994	238.4	57:08.831	26	2	2:03.933	33.691	37.303	52.939	244.8	56:35.743
27	2	2:07.492	34.467	38.169	54.856	239.4	59:16.323	27	2	2:05.228	33.824	38.181	53.223	246.5	58:40.971
28	2	2:09.875	36.776	39.123	53.976	241.6	1:01:26.198	28	2	2:04.296	33.738	37.543	53.015	244.8	1:00:45.267
29	2	2:06.946	34.615	38.388	53.943	237.3	1:03:33.144	29	2	2:05.207	33.865	37.701	53.641	244.8	1:02:50.474



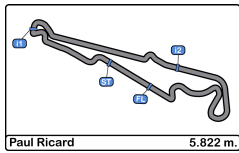


Paul Ricard
International GT Open
Race - 2
Lap Analysis



911							007								
Axel Blom			Mercedes AMG GT3 2023				Jahid Fazal-Karim			Aston Martin GT3 AMR MY2019					
PROAM			GetSpeed				AM			Street-Art Racing					
Steve Jans			Pascal Bachmann				Street-Art Racing								
Lap	D	Time	Sector 1	Sector 2	Sector 3	T. Spd	Elapsed	Lap	D	Time	Sector 1	Sector 2	Sector 3	T. Spd	Elapsed
1	1	2:19.573	44.743	39.624	55.206	204.1	2:19.573	1	1	2:26.558	47.612	41.521	57.425	208.8	2:26.558
2	1	2:09.926	35.134	38.921	55.871	241.6	4:29.499	2	1	2:13.444	36.294	40.247	56.903	241.0	4:40.002
3	1	2:07.465	34.903	38.308	54.254	241.6	6:36.964	3	1	2:13.731	36.309	41.328	56.094	240.5	6:53.733
4	1	2:08.938	35.265	38.703	54.970	242.1	8:45.902	4	1	2:12.048	36.747	39.197	56.104	240.0	9:05.781
5	1	2:07.175	35.151	38.152	53.872	241.0	10:53.077	5	1	2:11.842	36.306	39.850	55.686	241.0	11:17.623
6	1	2:07.850	34.920	38.148	54.782	241.0	13:00.927	6	1	2:10.228	35.664	39.340	55.224	239.4	13:27.851
7	1	2:07.022	34.814	38.419	53.789	240.5	15:07.949	7	1	2:09.901	35.456	39.142	55.303	240.0	15:37.752
8	1	2:08.016	34.668	38.428	54.920	241.0	17:15.965	8	1	2:10.806	35.578	39.374	55.854	240.0	17:48.558
9	1	2:07.319	34.536	38.270	54.513	241.0	19:23.284	9	1	2:10.746	35.468	39.462	55.816	240.0	19:59.304
10	1	2:06.997	34.567	38.192	54.238	242.6	21:30.281	10	1	2:09.865	35.423	38.869	55.573	240.5	22:09.169
11	1	2:07.526	34.777	38.490	54.259	242.1	23:37.807	11	1	2:10.208	35.600	38.816	55.792	239.4	24:19.377
12	1	2:07.362	34.541	38.246	54.575	241.6	25:45.169	12	1	2:09.670	35.455	38.714	55.501	240.5	26:29.047
13	1	2:05.645	34.271	37.994	53.380	238.9	27:50.814	13	1	3:13.059 P	35.561	39.537	1:57.961	238.9	29:42.106
14	1	2:05.750	34.362	38.009	53.379	240.0	29:56.564	14	2	2:24.268	50.953	38.670	54.645	140.2	32:06.374
15	1	3:02.292 P	34.613	37.964	1:49.715	239.4	32:58.856	15	2	2:07.935	34.784	38.534	54.617	240.0	34:14.309
16	2	2:22.316	50.904	38.125	53.287	142.8	35:21.172	16	2	2:07.766	34.707	38.623	54.436	239.4	36:22.075
17	2	2:05.343	34.359	37.774	53.210	242.1	37:26.515	17	2	2:08.681	35.138	38.777	54.766	238.4	38:30.756
18	2	2:05.578	34.068	38.013	53.497	240.5	39:32.093	18	2	2:09.007	35.252	38.921	54.834	239.4	40:39.763
19	2	2:05.752	34.684	37.834	53.234	242.1	41:37.845	19	2	2:08.774	35.156	38.844	54.774	239.4	42:48.537
20	2	2:06.525	34.325	37.863	54.337	242.6	43:44.370	20	2	2:13.717	35.530	42.068	56.119	241.0	45:02.254
21	2	2:08.527	36.823	38.389	53.315	244.8	45:52.897	21	2	2:08.521	35.173	38.600	54.748	239.4	47:10.775
22	2	2:07.023	35.591	38.249	53.183	241.6	47:59.920	22	2	2:08.762	35.232	38.584	54.946	240.5	49:19.537
23	2	2:06.598	34.319	37.715	54.564	242.6	50:06.518	23	2	2:09.437	35.388	38.502	55.547	241.6	51:28.974
24	2	2:05.512	34.239	38.010	53.263	243.7	52:12.030	24	2	2:08.373	35.247	38.542	54.584	240.0	53:37.347
25	2	2:06.189	34.995	37.888	53.306	243.2	54:18.219	25	2	2:09.641	35.172	38.768	55.701	240.0	55:46.988
26	2	2:05.320	34.094	37.854	53.372	243.2	56:23.539	26	2	2:10.133	36.793	39.074	54.266	242.6	57:57.121
27	2	2:04.919	34.058	37.547	53.314	242.6	58:28.458	27	2	2:08.103	35.090	38.457	54.556	242.6	1:00:05.224
28	2	2:05.423	34.250	37.682	53.491	244.3	1:00:33.881	28	2	2:08.099	35.089	38.648	54.362	240.5	1:02:13.323
29	2	2:04.884	34.053	37.711	53.120	242.6	1:02:38.765								





Paul Ricard
International GT Open
Race - 2
Analysis by Lap



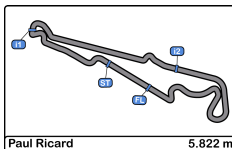
Paul Ricard 5.822 m.

Num	Lap Time	Gap	Num	Lap Time	Gap
133	2:07.492	1:42.985	6	2:04.475	1:27.274
71	2:07.849	1:45.151	8	2:07.634	1:42.965
66	2:09.223	1:48.823	133	2:06.946	1:48.570
Num	Lap Time	Gap	71	2:09.380	1:54.953
Lap 28			26	2:11.468	1:56.067
63	2:05.479		11	2:10.489	1:56.551
23	2:05.302	01.090	66	2:09.735	1:57.437
10	2:09.308	1 Lap	5	2:18.351	1 Lap

17	2:05.354	17.203
20	2:04.012	18.267
99	2:05.781	21.580
007	2:08.103	1 Lap
69	2:04.208	31.625
84	2:08.118	38.318
54	2:07.651	41.005
51	2:04.340	45.576
33	2:07.529	49.811
19	2:05.789	52.082
27	2:05.592	52.258
911	2:05.423	55.064
65	2:06.645	1:04.524
777	2:04.296	1:06.450
38	2:05.267	1:07.931
25	2:06.856	1:17.449
61	2:07.266	1:19.545
91	2:06.237	1:21.201
6	2:04.541	1:28.556
8	2:07.014	1:41.088
133	2:09.875	1:47.381
26	2:13.475	1:50.356
71	2:11.658	1:51.330
11	2:14.591	1:51.819
66	2:10.115	1:53.459
5	2:20.714	1 Lap

Num	Lap Time	Gap
Lap 29		
63	2:05.757	
23	2:05.618	00.951
10	2:09.699	1 Lap
17	2:04.613	16.059
20	2:04.488	16.998
99	2:06.245	22.068
007	2:08.099	1 Lap
69	2:04.180	30.048
84	2:08.153	40.714
54	2:09.373	44.621
51	2:05.082	44.901
33	2:07.276	51.330
19	2:06.389	52.714
27	2:06.411	52.912
911	2:04.884	54.191
777	2:05.207	1:05.900
65	2:07.486	1:06.253
38	2:05.177	1:07.351
25	2:07.013	1:18.705
61	2:07.348	1:21.136
91	2:06.197	1:21.641





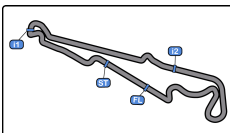
Paul Ricard
International GT Open
Race - 2
Best Sectors Results



Paul Ricard 5.822 m

Sector - 1			Sector - 2			Sector - 3			Ideal Lap vs Best Lap		
Clas	Nº Driver	Time	Nº Driver	Time	Nº Driver	Time	Clas	Nº Driver	Ideal Lap	Best Lap	Clas
1	33 Pavlović - Jao-Javanil	33.484	777 Jedliński - Basz	37.303	51 Marinangeli - Agostini	52.521	1	777 Jedliński - Basz	2:03.703	2:03.933	2
2	69 De Haan - Fagg	33.551	63 Chovet - Paul	37.397	20 Barr - Pitamber	52.608	2	63 Chovet - Paul	2:03.745	2:04.143	6
3	27 Pulcini - Cheever III	33.577	51 Marinangeli - Agostini	37.471	63 Chovet - Paul	52.637	3	51 Marinangeli - Agostini	2:03.767	2:04.340	9
4	20 Barr - Pitamber	33.615	27 Pulcini - Cheever III	37.538	6 Latorre - Walker	52.644	4	20 Barr - Pitamber	2:03.801	2:03.993	3
5	17 Menchaca - Siebert	33.633	911 Blom - Jans	37.547	17 Menchaca - Siebert	52.660	5	27 Pulcini - Cheever III	2:03.825	2:03.826	1
6	777 Jedliński - Basz	33.643	20 Barr - Pitamber	37.578	69 De Haan - Fagg	52.663	6	69 De Haan - Fagg	2:03.948	2:04.120	5
7	6 Latorre - Walker	33.659	23 Reicher - Haase	37.630	27 Pulcini - Cheever III	52.710	7	17 Menchaca - Siebert	2:03.964	2:04.167	7
8	23 Reicher - Haase	33.668	38 Rosi - Schirò	37.636	23 Reicher - Haase	52.717	8	23 Reicher - Haase	2:04.015	2:04.057	4
9	63 Chovet - Paul	33.711	17 Menchaca - Siebert	37.671	777 Jedliński - Basz	52.757	9	6 Latorre - Walker	2:04.022	2:04.475	10
10	8 Giuseppe Cipriani	33.759	84 Gilbert - Rueda	37.686	84 Gilbert - Rueda	52.760	10	84 Gilbert - Rueda	2:04.304	2:04.338	8
11	51 Marinangeli - Agostini	33.775	99 Kolb - Renauer	37.686	66 Proctor - Proctor	52.901	11	38 Rosi - Schirò	2:04.410	2:04.484	11
12	84 Gilbert - Rueda	33.858	61 Saada - Grunewald	37.696	38 Rosi - Schirò	52.903	12	33 Pavlović - Jao-Javanil	2:04.623	2:05.303	20
13	38 Rosi - Schirò	33.871	6 Latorre - Walker	37.719	54 Müller - Mettler	52.910	13	99 Kolb - Renauer	2:04.658	2:04.968	14
14	11 Jousset - Fumanelli	33.879	69 De Haan - Fagg	37.734	19 Perolini - Arrow	52.958	14	61 Saada - Grunewald	2:04.690	2:04.845	12
15	61 Saada - Grunewald	33.889	8 Giuseppe Cipriani	37.858	99 Kolb - Renauer	52.970	15	911 Blom - Jans	2:04.720	2:04.884	13
16	54 Müller - Mettler	33.935	55 De Meeus - Stanley	37.868	11 Jousset - Fumanelli	52.997	16	11 Jousset - Fumanelli	2:04.805	2:05.253	19
17	99 Kolb - Renauer	34.002	25 Cozzi - Sernagiotto	37.870	61 Saada - Grunewald	53.105	17	54 Müller - Mettler	2:04.820	2:05.234	18
18	66 Proctor - Proctor	34.007	33 Pavlović - Jao-Javanil	37.881	25 Cozzi - Sernagiotto	53.119	18	66 Proctor - Proctor	2:04.832	2:05.040	16
19	25 Cozzi - Sernagiotto	34.023	65 Neumann - Rumpfkeil	37.899	911 Blom - Jans	53.120	19	19 Perolini - Arrow	2:04.907	2:05.084	17
20	55 De Meeus - Stanley	34.024	5 Jedliński - Korzeniowski	37.913	65 Neumann - Rumpfkeil	53.177	20	25 Cozzi - Sernagiotto	2:05.012	2:05.014	15
21	19 Perolini - Arrow	34.035	19 Perolini - Arrow	37.914	33 Pavlović - Jao-Javanil	53.258	21	8 Giuseppe Cipriani	2:05.050	2:06.048	26
22	26 Jackson - Jefferies	34.050	91 Kirchmayr - Baron	37.915	26 Jackson - Jefferies	53.288	22	5 Jedliński - Korzeniowski	2:05.324	2:05.596	22
23	911 Blom - Jans	34.053	66 Proctor - Proctor	37.924	5 Jedliński - Korzeniowski	53.304	23	65 Neumann - Rumpfkeil	2:05.347	2:05.544	21
24	5 Jedliński - Korzeniowski	34.107	11 Jousset - Fumanelli	37.929	8 Giuseppe Cipriani	53.433	24	26 Jackson - Jefferies	2:05.418	2:05.707	24
25	91 Kirchmayr - Baron	34.188	54 Müller - Mettler	37.975	91 Kirchmayr - Baron	53.508	25	55 De Meeus - Stanley	2:05.459	2:05.621	23
26	65 Neumann - Rumpfkeil	34.271	26 Jackson - Jefferies	38.080	55 De Meeus - Stanley	53.567	26	91 Kirchmayr - Baron	2:05.611	2:05.902	25
27	133 Cuhadaroglu - Tabacchi	34.404	133 Cuhadaroglu - Tabacchi	38.141	133 Cuhadaroglu - Tabacchi	53.617	27	133 Cuhadaroglu - Tabacchi	2:06.162	2:06.339	27
28	71 Franck Dezoteux	34.624	71 Franck Dezoteux	38.186	71 Franck Dezoteux	53.975	28	71 Franck Dezoteux	2:06.785	2:07.000	28
29	007 Fazal-Karim - Bachmann	34.707	10 Aust - Schell	38.325	007 Fazal-Karim - Bachmann	54.266	29	007 Fazal-Karim - Bachmann	2:07.430	2:07.766	29
30	10 Aust - Schell	34.747	007 Fazal-Karim - Bachmann	38.457	10 Aust - Schell	54.359	30	10 Aust - Schell	2:07.431	2:07.923	30





Paul Ricard
International GT Open
Race - 2

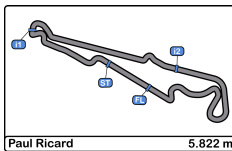
Leader Sequence

Paul Ricard 5.822 m.



N°	Entrant/Team	Nat	Driver 1	Nat	Driver 2	Nat	Vehicle	Cat	Start Lap	End Lap	Laps	Total Laps
63	Oregon Team		Pierre Louis Chovet		Maximilian Paul		Lamborghini Huracan GT3 EVO2	PRO	1	13	13	13
23	Eastalent-Racing		Simon Reicher		Christopher Haase		Audi R8 LMS GT3 Evo II	PRO	14	16	3	3
33	Bonaldi Motorsport		Miloš Pavlović		Sanporn Jao-Javanil		Lamborghini Huracan GT3 EVO2	PROAM	17	17	1	1
23	Eastalent-Racing		Simon Reicher		Christopher Haase		Audi R8 LMS GT3 Evo II	PRO	18	24	7	10
63	Oregon Team		Pierre Louis Chovet		Maximilian Paul		Lamborghini Huracan GT3 EVO2	PRO	25	29	5	18





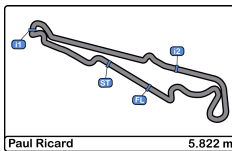
Paul Ricard
International GT Open
Race - 2
Best 5 Lap Times



Paul Ricard 5.822 m.

Cl	N° Entrant/Team	Nat	Driver 1	Nat	Driver 2	Nat	Vehicle	Cat	Cl	Best 1		Best 2		Best 3		Best 4		Best 5	
										Time	Lap	Time	Lap	Time	Lap	Time	Lap	Time	Lap
1	27 AF Corse	ITA	Marco Pulcini	ITA	Eddie Cheever III	ITA	Ferrari 488 GT3 MY 2020	PROAM	1	2:03.826	15	2:04.320	14	2:04.385	27	2:04.408	16	2:04.469	17
2	777 Olimp Racing	POL	Marcin Jedliński	POL	Karol Basz	POL	Audi R8 LMS 2018	PROAM	2	2:03.933	26	2:04.057	18	2:04.182	19	2:04.296	28	2:04.340	20
3	20 SPS Automotive Performance	DEU	Reece Barr	IRL	Mikael Pitamber	ZAF	Mercedes AMG GT3	PRO	1	2:03.993	14	2:04.012	28	2:04.075	15	2:04.264	20	2:04.358	21
4	23 Eastalent-Racing	AUT	Simon Reicher	AUT	Christopher Haase	DEU	Audi R8 LMS GT3 Evo II	PRO	2	2:04.057	15	2:04.228	10	2:04.233	12	2:04.278	8	2:04.296	7
5	69 Optimum Motorsport	GBR	Samuel De Haan	GBR	Charlie Fagg	GBR	McLaren 720S GT3	PRO	3	2:04.120	14	2:04.180	29	2:04.208	28	2:04.216	15	2:04.379	16
6	63 Oregon Team	ITA	Pierre Louis Chovet	FRA	Maximilian Paul	FRA	Lamborghini Huracan GT3 EVO2	PRO	4	2:04.143	11	2:04.346	9	2:04.382	7	2:04.409	17	2:04.414	10
7	17 Team Motopark	DEU	Diego Menchaca	MEX	Marcos Siebert	ARG	Mercedes AMG GT3 2020	PRO	5	2:04.167	20	2:04.353	19	2:04.417	10	2:04.484	12	2:04.510	5
8	84 Altitude Racing by Optimum Motorsport	GBR	Andrew Gilbert	GBR	Fran Rueda	ESP	McLaren 720S GT3	PROAM	3	2:04.338	10	2:04.550	11	2:04.563	7	2:04.698	8	2:04.700	9
9	51 AF Corse	ITA	Nicola Marinangeli	ITA	Riccardo Agostini	ITA	Ferrari 296 GT3	PRO	6	2:04.340	28	2:04.381	15	2:04.494	24	2:04.530	26	2:04.536	25
10	6 GetSpeed	DEU	Andrés Latorre	AUS	Aaron Walker	GBR	Mercedes AMG GT3 2023	PROAM	4	2:04.475	29	2:04.541	26	2:04.541	28	2:04.700	16	2:05.183	27
11	38 Kessel Racing	CHE	Nicolò Rosi	CHE	Niccolò Schirò	ITA	Ferrari 296 GT3	PROAM	5	2:04.484	15	2:04.765	17	2:04.921	14	2:04.995	18	2:05.076	16
12	61 AF Corse	ITA	Jean-Claude Saada	USA	Conrad Grunewald	USA	Ferrari 488 GT3 MY 2020	AM*	1	2:04.845	11	2:05.197	10	2:05.516	13	2:05.521	3	2:05.521	6
13	911 GetSpeed	DEU	Axel Blom	FIN	Steve Jans	LUX	Mercedes AMG GT3 2023	PROAM	6	2:04.884	29	2:04.919	27	2:05.320	26	2:05.343	17	2:05.423	28
14	99 Lionspeed GP	DEU	Patrick Kolb	DEU	Alfred Renauer	ITA	Porsche 991.2 GT3 R	PRO	7	2:04.968	16	2:05.123	20	2:05.149	18	2:05.161	15	2:05.179	19
15	25 AF Corse	ITA	Alessandro Cozzi	ITA	Giorgio Sernagiotto	ITA	Ferrari 296 GT3	AM*	2	2:05.014	11	2:05.429	3	2:05.445	10	2:05.521	6	2:05.565	13
16	66 Greystone GT	GBR	Stewart Proctor	GBR	Lewis Proctor	GBR	McLaren 720S GT3	PROAM	7	2:05.040	7	2:05.255	8	2:05.281	10	2:05.524	11	2:05.636	6
17	19 Oregon Team	ITA	Pietro Perolini	ITA	Daan Arrow	NLD	Lamborghini Huracan GT3 EVO2	PRO	8	2:05.084	17	2:05.176	15	2:05.230	24	2:05.306	26	2:05.330	27
18	54 CBRX by SPS	DEU	Dexter Müller	CHE	Yannick Mettler	CHE	Mercedes AMG GT3	PROAM	8	2:05.234	14	2:05.430	9	2:05.441	8	2:05.471	11	2:05.479	4
19	11 Kessel Racing	CHE	Frédéric Jousset	FRA	David Fumanelli	ITA	Ferrari 296 GT3	PROAM	9	2:05.253	8	2:05.288	14	2:05.337	11	2:05.480	9	2:05.556	7
20	33 Bonaldi Motorsport	ITA	Miloš Pavlović	SRB	Sanporn Jao-Javanil	THA	Lamborghini Huracan GT3 EVO2	PROAM	10	2:05.303	11	2:05.451	8	2:05.525	9	2:05.541	14	2:05.559	3
21	65 Team Motopark	DEU	Heiko Neumann	DEU	Timo Rumpfkeil	DEU	Mercedes AMG GT3 2020	AM	3	2:05.544	10	2:05.606	5	2:05.742	7	2:05.864	9	2:06.040	13
22	5 Olimp Racing	POL	Stanislaw Jedliński	POL	Krystian Korzeniowski	POL	Ferrari 488 GT3 MY 2021	AM	4	2:05.596	6	2:05.765	4	2:05.940	5	2:05.978	7	2:06.024	11
23	55 AF Corse	ITA	Laurent De Meeus	BEL	Jamie Stanley	GBR	Ferrari 488 GT3 MY 2020	PROAM	11	2:05.621	9	2:05.769	4	2:05.778	11	2:05.820	6	2:05.881	10
24	26 racing one	DEU	Omar Jackson	GBR	Axcil Jefferies	ZWE	Ferrari 296 GT3	PROAM	12	2:05.707	10	2:05.806	7	2:05.932	9	2:06.017	4	2:06.043	13
25	91 Team Baron Motorsport	AUT	Ernst Kirchmayr	AUT	Philipp Baron	AUT	Ferrari 488 GT3 Evo	AM	5	2:05.902	15	2:05.931	20	2:06.011	27	2:06.065	18	2:06.161	17
26	8 Il Barone Rampante	ITA	Giuseppe Cipriani	ITA		ITA	Lamborghini Huracan GT3 EVO	AM	6	2:06.048	23	2:06.102	17	2:06.138	16	2:06.821	24	2:06.827	21
27	133 Kessel Racing	CHE	Murat Ruhi Cuhadaroglu	TUR	Emanuele Maria Tabacchi	ITA	Ferrari 488 GT3 Evo	AM	7	2:06.339	21	2:06.354	15	2:06.371	18	2:06.606	26	2:06.648	17
28	71 AF Corse	ITA	Franck Dezotoux	FRA		FRA	Ferrari 488 GT3 MY 2020	AM	8	2:07.000	16	2:07.229	18	2:07.409	11	2:07.658	7	2:07.693	26
29	007 Street-Art Racing	BEL	Jahid Fazal-Karim	FRA	Pascal Bachmann	CHE	Aston Martin GT3 AMR MY2019	AM	9	2:07.766	16	2:07.935	15	2:08.099	28	2:08.103	27	2:08.373	24
30	10 racing one	DEU	Stefan Aust	DEU	Jacob Schell	DEU	Ferrari 488 GT3 2020	AM	10	2:07.923	5	2:07.984	10	2:08.031	9	2:08.371	6	2:08.402	8





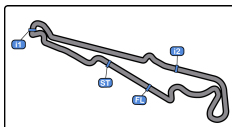
Paul Ricard
International GT Open
Race - 2
Best 5 Top Speeds



Paul Ricard 5.822 m

Cl	N°	Entrant/Team	Nat	Driver 1	Nat	Driver 2	Nat	Vehicle	Cat	Cl	Top 1		Top 2		Top 3		Top 4		Top 5		Avg
											Km/h	Lap	Km/h	Lap	Km/h	Lap	Km/h	Lap	Km/h	Lap	
1	777	Olimp Racing	POL	Marcin Jedliński	POL	Karol Basz	POL	Audi R8 LMS 2018	PROAM	1	246.5	27	245.4	25	244.8	6	244.8	21	244.8	24	245.3
2	99	Lionspeed GP	DEU	Patrick Kolb	DEU	Alfred Renauer	DEU	Porsche 991.2 GT3 R	PRO	1	246.0	28	244.8	26	244.8	27	243.7	2	243.7	5	244.6
3	911	GetSpeed	DEU	Axel Blom	FIN	Steve Jans	LUX	Mercedes AMG GT3 2023	PROAM	2	244.8	21	244.3	28	243.7	24	243.2	25	243.2	26	243.9
4	8	Il Barone Rampante	ITA	Giuseppe Cipriani	ITA			Lamborghini Huracan GT3 EVO	AM	1	244.3	23	244.3	27	243.2	19	243.2	20	242.1	3	243.4
5	54	CBRX by SPS	DEU	Dexter Müller	CHE	Yannick Mettler	CHE	Mercedes AMG GT3	PROAM	3	244.3	5	243.7	6	243.2	10	243.2	16	242.6	2	243.4
6	11	Kessel Racing	CHE	Frédéric Jousset	FRA	David Fumanelli	ITA	Ferrari 296 GT3	PROAM	4	243.7	28	243.2	6	242.6	10	242.6	26	242.1	5	242.9
7	20	SPS Automotive Performance	DEU	Reece Barr	IRL	Mikael Pitamber	ZAF	Mercedes AMG GT3	PRO	2	243.7	5	243.7	10	243.7	12	243.7	28	243.2	2	243.6
8	23	Eastalent-Racing	AUT	Simon Reicher	AUT	Christopher Haase	DEU	Audi R8 LMS GT3 Evo II	PRO	3	243.7	27	243.7	28	243.2	5	243.2	6	243.2	10	243.4
9	27	AF Corse	ITA	Marco Pulcini	ITA	Eddie Cheever III	ITA	Ferrari 488 GT3 MY 2020	PROAM	5	243.7	28	243.7	29	242.6	19	242.6	20	242.1	22	243.0
10	38	Kessel Racing	CHE	Nicolò Rosi	CHE	Niccolò Schirò	ITA	Ferrari 296 GT3	PROAM	6	243.7	28	243.2	10	242.6	7	242.6	9	242.6	29	243.0
11	61	AF Corse	ITA	Jean-Claude Saada	USA	Conrad Grunewald	USA	Ferrari 488 GT3 MY 2020	AM*	2	243.7	27	243.2	4	243.2	6	243.2	24	242.6	5	243.2
12	6	GetSpeed	DEU	Andrés Latorre	AUS	Aaron Walker	GBR	Mercedes AMG GT3 2023	PROAM	7	243.2	23	242.6	20	242.6	28	242.1	15	242.1	17	242.5
13	25	AF Corse	ITA	Alessandro Cozzi	ITA	Giorgio Sernagiotto	ITA	Ferrari 296 GT3	AM*	3	243.2	9	242.1	5	242.1	10	241.6	4	241.6	6	242.1
14	26	racing one	DEU	Omar Jackson	GBR	Axcil Jefferies	ZWE	Ferrari 296 GT3	PROAM	8	243.2	2	241.0	10	241.0	11	240.5	6	240.5	12	241.2
15	33	Bonaldi Motorsport	ITA	Miloš Pavlović	SRB	Sanporn Jao-Javanil	THA	Lamborghini Huracan GT3 EVO2	PROAM	9	243.2	24	243.2	28	243.2	29	242.6	26	242.1	10	242.9
16	71	AF Corse	ITA	Franck Dezoteux	FRA			Ferrari 488 GT3 MY 2020	AM	4	243.2	27	242.6	28	242.1	26	242.1	29	241.6	23	242.3
17	55	AF Corse	ITA	Laurent De Meeus	BEL	Jamie Stanley	GBR	Ferrari 488 GT3 MY 2020	PROAM	10	242.6	3	242.6	16	242.6	21	242.1	17	241.6	4	242.3
18	65	Team Motopark	DEU	Heiko Neumann	DEU	Timo Rumpfkeil	DEU	Mercedes AMG GT3 2020	AM	5	242.6	14	242.6	28	242.1	2	242.1	6	242.1	8	242.3
19	69	Optimum Motorsport	GBR	Samuel De Haan	GBR	Charlie Fagg	GBR	McLaren 720S GT3	PRO	4	242.6	3	242.6	28	242.1	2	242.1	22	242.1	24	242.3
20	007	Street-Art Racing	BEL	Jahid Fazal-Karim	FRA	Pascal Bachmann	CHE	Aston Martin GT3 AMR MY2019	AM	6	242.6	26	242.6	27	241.6	23	241.0	2	241.0	5	241.8
21	17	Team Motopark	DEU	Diego Menchaca	MEX	Marcos Siebert	ARG	Mercedes AMG GT3 2020	PRO	5	242.1	14	241.6	28	241.0	4	241.0	5	241.0	6	241.3
22	19	Oregon Team	ITA	Pietro Perolini	ITA	Daan Arrow	NLD	Lamborghini Huracan GT3 EVO2	PRO	6	242.1	28	242.1	29	241.0	21	241.0	26	240.5	19	241.3
23	51	AF Corse	ITA	Nicola Marinangeli	ITA	Riccardo Agostini	ITA	Ferrari 296 GT3	PRO	7	242.1	7	241.0	20	240.5	2	240.0	28	239.4	10	240.6
24	84	Allitude Racing by Optimum Motorsport	GBR	Andrew Gilbert	GBR	Fran Rueda	ESP	McLaren 720S GT3	PROAM	11	242.1	28	241.0	16	240.5	11	240.5	14	240.5	15	240.9
25	10	racing one	DEU	Stefan Aust	DEU	Jacob Schell	DEU	Ferrari 488 GT3 2020	AM	7	241.6	2	241.6	7	240.5	6	240.5	10	240.5	12	240.9
26	133	Kessel Racing	CHE	Murat Ruhu Cuhadaroglu	TUR	Emanuele Maria Tabacchi	ITA	Ferrari 488 GT3 Evo	AM	8	241.6	28	240.5	24	240.0	25	239.4	23	239.4	27	240.2
27	5	Olimp Racing	POL	Stanislaw Jedliński	POL	Krystian Korzeniowski	POL	Ferrari 488 GT3 MY 2021	AM	9	241.0	5	240.5	6	240.5	11	240.0	4	240.0	7	240.4
28	63	Oregon Team	ITA	Pierre Louis Chovet	FRA	Maximilian Paul	DEU	Lamborghini Huracan GT3 EVO2	PRO	8	241.0	5	241.0	6	241.0	10	241.0	20	241.0	21	241.0
29	66	Greystone GT	GBR	Stewart Proctor	GBR	Lewis Proctor	GBR	McLaren 720S GT3	PROAM	12	241.0	6	241.0	12	241.0	13	240.5	2	240.5	11	240.8
30	91	Team Baron Motorsport	AUT	Ernst Kirchmayr	AUT	Philipp Baron	AUT	Ferrari 488 GT3 Evo	AM	10	240.5	28	240.5	29	240.0	26	239.4	27	238.9	2	239.8





Paul Ricard 5.822 m

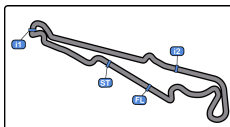
Paul Ricard International GT Open Race - 2

Fastest Laps Sequence



Lap	Time of Day	Session Time	N° Entrant/Team	Nat	Driver 1	Nat	Driver 2	Nat	Vehicle	Cat	Time	Km/h
2	13:56:48.017	4:15.017	63 Oregon Team	ITA	Pierre Louis Chovet	FRA	Maximilian Paul	DEU	Lamborghini Huracan GT3 EVO2	PRO	2:05.668	166.7
2	13:56:48.783	4:15.783	84 Altitude Racing by Optimum Motorsport	GBR	Andrew Gilbert	GBR	Fran Rueda	ESP	McLaren 720S GT3	PROAM	2:05.167	167.4
3	13:58:52.788	6:19.788	63 Oregon Team	ITA	Pierre Louis Chovet	FRA	Maximilian Paul	DEU	Lamborghini Huracan GT3 EVO2	PRO	2:04.771	167.9
4	14:00:59.098	8:26.098	23 Eastalent-Racing	AUT	Simon Reicher	AUT	Christopher Haase	DEU	Audi R8 LMS GT3 Evo II	PRO	2:04.697	168.0
5	14:03:02.274	10:29.274	63 Oregon Team	ITA	Pierre Louis Chovet	FRA	Maximilian Paul	DEU	Lamborghini Huracan GT3 EVO2	PRO	2:04.641	168.1
5	14:03:04.769	10:31.769	17 Team Motopark	DEU	Diego Menchaca	MEX	Marcos Siebert	ARG	Mercedes AMG GT3 2020	PRO	2:04.510	168.3
6	14:05:08.312	12:35.312	23 Eastalent-Racing	AUT	Simon Reicher	AUT	Christopher Haase	DEU	Audi R8 LMS GT3 Evo II	PRO	2:04.509	168.3
7	14:07:11.178	14:38.178	63 Oregon Team	ITA	Pierre Louis Chovet	FRA	Maximilian Paul	DEU	Lamborghini Huracan GT3 EVO2	PRO	2:04.382	168.5
7	14:07:12.608	14:39.608	23 Eastalent-Racing	AUT	Simon Reicher	AUT	Christopher Haase	DEU	Audi R8 LMS GT3 Evo II	PRO	2:04.296	168.6
8	14:09:16.885	16:43.885	23 Eastalent-Racing	AUT	Simon Reicher	AUT	Christopher Haase	DEU	Audi R8 LMS GT3 Evo II	PRO	2:04.278	168.6
10	14:13:25.485	20:52.485	23 Eastalent-Racing	AUT	Simon Reicher	AUT	Christopher Haase	DEU	Audi R8 LMS GT3 Evo II	PRO	2:04.228	168.7
11	14:15:28.933	22:55.933	63 Oregon Team	ITA	Pierre Louis Chovet	FRA	Maximilian Paul	DEU	Lamborghini Huracan GT3 EVO2	PRO	2:04.143	168.8
14	14:23:24.141	30:51.141	20 SPS Automotive Performance	DEU	Reece Barr	ZAF	Mikael Pitamber	ZAF	Mercedes AMG GT3	PRO	2:03.993	169.0
15	14:25:55.062	33:22.062	27 AF Corse	ITA	Marco Pulcini	ITA	Eddie Cheever III	ITA	Ferrari 488 GT3 MY 2020	PROAM	2:03.826	169.2





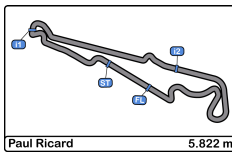
Paul Ricard
International GT Open
Race - 2



Event Best Maximum Speed

N°	Entrant/Team	Nat	Driver 1	Nat	Driver 2	Nat	Vehicle	Cat	Km/h	Session
777	Olimp Racing	POL	Marcin Jedliński	POL	Karol Basz	POL	Audi R8 LMS 2018	PROAM	246.5	Race - 2
63	Oregon Team	ITA	Pierre Louis Chovet	FRA	Maximilian Paul	DEU	Lamborghini Huracan GT3 EVO2	PRO	246.0	Qualifying - 2 Driver - 2
99	Lionspeed GP	DEU	Patrick Kolb	DEU	Alfred Renauer	DEU	Porsche 991.2 GT3 R	PRO	246.0	Qualifying - 2 Driver - 2
55	AF Corse	ITA	Laurent De Meeus	BEL	Jamie Stanley	GBR	Ferrari 488 GT3 MY 2020	PROAM	246.0	Qualifying - 2 Driver - 2
27	AF Corse	ITA	Marco Pulcini	ITA	Eddie Cheever III	ITA	Ferrari 488 GT3 MY 2020	PROAM	244.8	Free Practice - 1
8	Il Barone Rampante	ITA	Giuseppe Cipriani	ITA			Lamborghini Huracan GT3 EVO	AM	244.8	Qualifying - 2 Driver - 2
33	Bonaldi Motorsport	ITA	Miloš Pavlović	SRB	Sanporn Jao-Javanil	THA	Lamborghini Huracan GT3 EVO2	PROAM	244.8	Qualifying - 2 Driver - 2
61	AF Corse	ITA	Jean-Claude Saada	USA	Conrad Grunewald	USA	Ferrari 488 GT3 MY 2020	AM*	244.8	Qualifying - 2 Driver - 2
65	Team Motopark	DEU	Heiko Neumann	DEU	Timo Rumpfkeil	DEU	Mercedes AMG GT3 2020	AM	244.8	Qualifying - 2 Driver - 2
911	GetSpeed	DEU	Axel Blom	FIN	Steve Jans	LUX	Mercedes AMG GT3 2023	PROAM	244.8	Race - 2
23	Eastalent-Racing	AUT	Simon Reicher	AUT	Christopher Haase	DEU	Audi R8 LMS GT3 Evo II	PRO	244.3	Qualifying - 1 Driver - 1
88	AF Corse	ITA	Gino Forgione	CHE	Andrea Montermini	ITA	Ferrari 488 GT3 MY 2020	AM*	244.3	Qualifying - 2 Driver - 2
54	CBRX by SPS	DEU	Dexter Müller	CHE	Yannick Mettler	CHE	Mercedes AMG GT3	PROAM	244.3	Race - 2
84	Altitude Racing by Optimum Motorsport	GBR	Andrew Gilbert	GBR	Fran Rueda	ESP	McLaren 720S GT3	PROAM	243.7	Qualifying - 2 Driver - 2
69	Optimum Motorsport	GBR	Samuel De Haan	GBR	Charlie Fagg	GBR	McLaren 720S GT3	PRO	243.7	Qualifying - 2 Driver - 2
19	Oregon Team	ITA	Pietro Perolini	ITA	Daan Arrow	NLD	Lamborghini Huracan GT3 EVO2	PRO	243.7	Qualifying - 2 Driver - 2
20	SPS Automotive Performance	DEU	Reece Barr	IRL	Mikael Pitamber	ZAF	Mercedes AMG GT3	PRO	243.7	Race - 2
38	Kessel Racing	CHE	Nicolò Rosi	CHE	Niccolò Schirò	ITA	Ferrari 296 GT3	PROAM	243.7	Race - 2
11	Kessel Racing	CHE	Frédéric Jousset	FRA	David Fumanelli	ITA	Ferrari 296 GT3	PROAM	243.7	Race - 2
10	racing one	DEU	Stefan Aust	DEU	Jacob Schell	DEU	Ferrari 488 GT3 2020	AM	243.2	Qualifying - 2 Driver - 2
5	Olimp Racing	POL	Stanislaw Jedliński	POL	Krystian Korzeniowski	POL	Ferrari 488 GT3 MY 2021	AM	243.2	Qualifying - 2 Driver - 2
007	Street-Art Racing	BEL	Jahid Fazal-Karim	FRA	Pascal Bachmann	CHE	Aston Martin GT3 AMR MY2019	AM	243.2	Qualifying - 2 Driver - 2
66	Greystone GT	GBR	Stewart Proctor	GBR	Lewis Proctor	GBR	McLaren 720S GT3	PROAM	243.2	Qualifying - 2 Driver - 2
26	racing one	DEU	Omar Jackson	GBR	Axcil Jefferies	ZWE	Ferrari 296 GT3	PROAM	243.2	Race - 2
25	AF Corse	ITA	Alessandro Cozzi	ITA	Giorgio Sernagiotto	ITA	Ferrari 296 GT3	AM*	243.2	Race - 2
6	GetSpeed	DEU	Andrés Latorre	AUS	Aaron Walker	GBR	Mercedes AMG GT3 2023	PROAM	243.2	Race - 2
71	AF Corse	ITA	Franck Dezoteux	FRA			Ferrari 488 GT3 MY 2020	AM	243.2	Race - 2
51	AF Corse	ITA	Nicola Marinangeli	ITA	Riccardo Agostini	ITA	Ferrari 296 GT3	PRO	242.1	Race - 2
17	Team Motopark	DEU	Diego Menchaca	MEX	Marcos Siebert	ARG	Mercedes AMG GT3 2020	PRO	242.1	Race - 2
133	Kessel Racing	CHE	Murat Ruhu Cuhadaroglu	TUR	Emanuele Maria Tabacchi	ITA	Ferrari 488 GT3 Evo	AM	241.6	Race - 2
91	Team Baron Motorsport	AUT	Ernst Kirchmayr	AUT	Philipp Baron	AUT	Ferrari 488 GT3 Evo	AM	240.5	Race - 2
786	GetSpeed	DEU	Kiki Sak Nana	THA	Adam Osieka	DEU	Mercedes AMG GT3 2023	AM	238.9	Qualifying - 1 Driver - 1



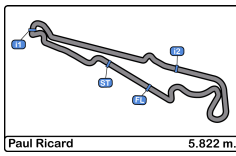


Paul Ricard International GT Open Race - 2 Lap Chart



Table with columns: Nr, Po, Grid, 1, 2, 3, 4, 5, 6, 7, 8, 9, 10, 11, 12, 13, 14, 15, 16, 17, 18, 19, 20, 21, 22, 23, 24, 25, 26, 27, 28, 29. Rows represent driver positions and times for each lap.





Paul Ricard
International GT Open
Race - 2
Lap Chart

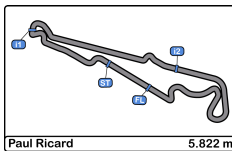


Paul Ricard 5.822 m.

LAP

Nr	Po	Grid	1	2	3	4	5	6	7	8	9	10	11	12	13	14	15	16	17	18	19	20	21	22	23	24	25	26	27	28	29
6	30	6	007	38	007	007	007	007	007	007	007	007	007	6	6	007	007	007	007	007	007	5	5	5	5	5					
007	31	007																													

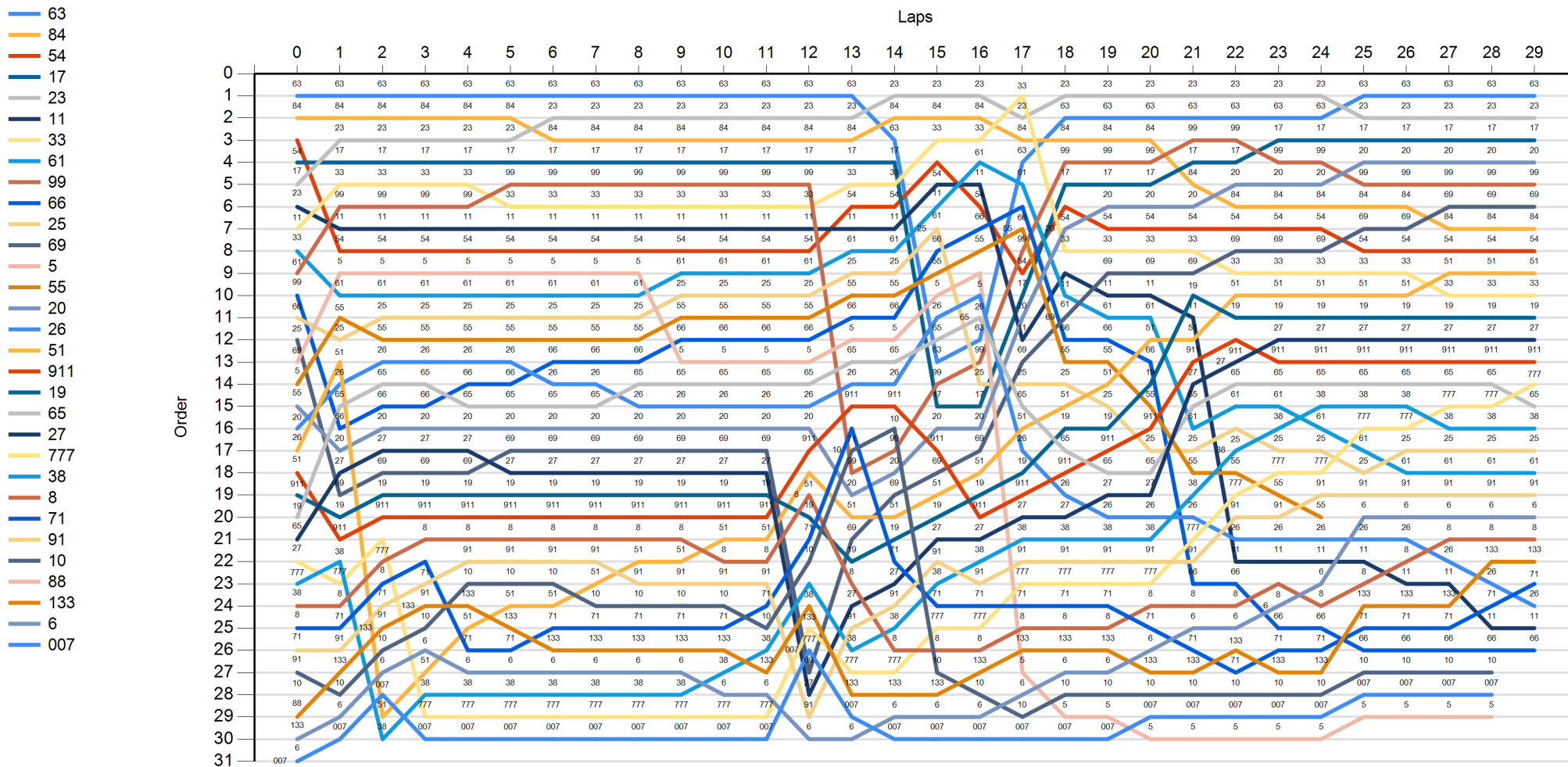


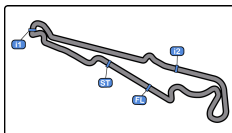


Paul Ricard
International GT Open
Race - 2
Graphic Lap Chart



Paul Ricard 5.822 m





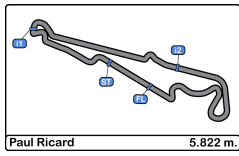
Paul Ricard
International GT Open
Race - 2
Pit Stop Analysis



Paul Ricard 5.822 m

Ord	Nr.	In Day Time	Entrant/Team	Nat	Driver 1	Nat	Driver 2	Nat	Vehicle	Cat	In Time	Stop N°	Pit Time	Handicap	Diff.
1	20	14:18:00.078	SPS Automotive Performance		Reece Barr		Mikael Pitamber		Mercedes AMG GT3	PRO	25:27.449	1	1:16.355	1:15	
2	69	14:18:02.561	Optimum Motorsport		Samuel De Haan		Charlie Fagg		McLaren 720S GT3	PRO	25:29.933	1	1:26.194	1:25	
3	27	14:18:16.720	AF Corse		Marco Pulcini		Eddie Cheever III		Ferrari 488 GT3 MY 2020	PROAM	25:44.092	1	1:26.364	1:25	
4	19	14:18:18.141	Oregon Team		Pietro Perolini		Daan Arrow		Lamborghini Huracan GT3 EVO2	PRO	25:45.512	1	1:15.647	1:15	
5	91	14:18:29.493	Team Baron Motorsport		Ernst Kirchmayr		Philipp Baron		Ferrari 488 GT3 Evo	AM	25:56.864	1	1:18.339	1:15	
6	38	14:18:38.503	Kessel Racing		Nicolò Rosi		Niccolò Schirò		Ferrari 296 GT3	PROAM	26:05.875	1	1:14.875	1:15	-0.125
7	133	14:18:42.532	Kessel Racing		Murat Ruhu Cuhadaroglu		Emanuele Maria Tabacchi		Ferrari 488 GT3 Evo	AM	26:09.903	1	1:16.813	1:15	
8	6	14:18:44.525	GetSpeed		Andrés Latorre		Aaron Walker		Mercedes AMG GT3 2023	PROAM	26:11.896	1	1:25.070	1:15	
9	777	14:18:45.144	Olimp Racing		Marcin Jedliński		Karol Basz		Audi R8 LMS 2018	PROAM	26:12.515	1	1:16.498	1:15	
10	99	14:19:53.086	Lionspeed GP		Patrick Kolb		Alfred Renauer		Porsche 991.2 GT3 R	PRO	27:20.457	1	1:16.786	1:15	
11	51	14:20:21.933	AF Corse		Nicola Marinangeli		Riccardo Agostini		Ferrari 296 GT3	PRO	27:49.304	1	1:15.783	1:15	
12	8	14:20:29.679	Il Barone Rampante		Giuseppe Cipriani				Lamborghini Huracan GT3 EVO	AM	27:57.051	1	1:32.615	1:20	
13	007	14:21:13.522	Street-Art Racing		Jahid Fazal-Karim		Pascal Bachmann		Aston Martin GT3 AMR MY2019	AM	28:40.893	1	1:18.173	1:15	
14	63	14:21:42.348	Oregon Team		Pierre Louis Chovet		Maximilian Paul		Lamborghini Huracan GT3 EVO2	PRO	29:09.720	1	1:15.943	1:15	
15	17	14:21:46.378	Team Motopark		Diego Menchaca		Marcos Siebert		Mercedes AMG GT3 2020	PRO	29:13.749	1	1:32.142	1:25	
16	71	14:22:47.374	AF Corse		Franck Dezoteux				Ferrari 488 GT3 MY 2020	AM	30:14.745	1	1:17.748	1:15	
17	10	14:22:51.536	racing one		Stefan Aust		Jacob Schell		Ferrari 488 GT3 2020	AM	30:18.907	1	1:17.261	1:15	
18	911	14:24:33.482	GetSpeed		Axel Blom		Steve Jans		Mercedes AMG GT3 2023	PROAM	32:00.854	1	1:14.885	1:15	-0.115
19	54	14:26:11.493	CBRX by SPS		Dexter Müller		Yannick Mettler		Mercedes AMG GT3	PROAM	33:38.865	1	1:13.029	1:15	-1.971
20	11	14:26:12.514	Kessel Racing		Frédéric Jousset		David Fumanelli		Ferrari 296 GT3	PROAM	33:39.886	1	1:16.410	1:15	
21	25	14:26:16.579	AF Corse		Alessandro Cozzi		Giorgio Sernagiotto		Ferrari 296 GT3	AM*	33:43.950	1	1:27.128	1:25	
22	5	14:26:25.669	Olimp Racing		Stanislaw Jedliński		Krystian Korzeniowski		Ferrari 488 GT3 MY 2021	AM	33:53.040	1	1:51.101	1:15	
23	26	14:26:26.748	racing one		Omar Jackson		Axcil Jefferies		Ferrari 296 GT3	PROAM	33:54.119	1	1:19.880	1:15	
24	65	14:26:28.108	Team Motopark		Heiko Neumann		Timo Rumpfkeil		Mercedes AMG GT3 2020	AM	33:55.480	1	1:19.943	1:15	
25	23	14:27:54.773	Eastalent-Racing		Simon Reicher		Christopher Haase		Audi R8 LMS GT3 Evo II	PRO	35:22.145	1	1:15.709	1:15	
26	84	14:28:00.757	Altitude Racing by Optimum Mot		Andrew Gilbert		Fran Rueda		McLaren 720S GT3	PROAM	35:28.129	1	1:17.488	1:15	
27	33	14:28:17.534	Bonaldi Motorsport		Miloš Pavlović		Sanporn Jao-Javanil		Lamborghini Huracan GT3 EVO2	PROAM	35:44.905	1	1:21.261	1:20	
28	61	14:28:22.452	AF Corse		Jean-Claude Saada		Conrad Grunewald		Ferrari 488 GT3 MY 2020	AM*	35:49.824	1	1:21.710	1:20	
29	66	14:28:26.922	Greystone GT		Stewart Proctor		Lewis Proctor		McLaren 720S GT3	PROAM	35:54.293	1	1:17.907	1:15	
30	55	14:28:28.455	AF Corse		Laurent De Meeus		Jamie Stanley		Ferrari 488 GT3 MY 2020	PROAM	35:55.826	1	1:17.732	1:15	

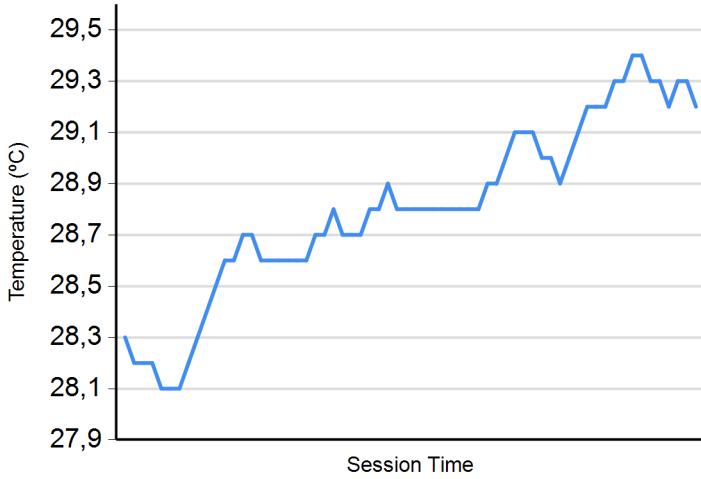




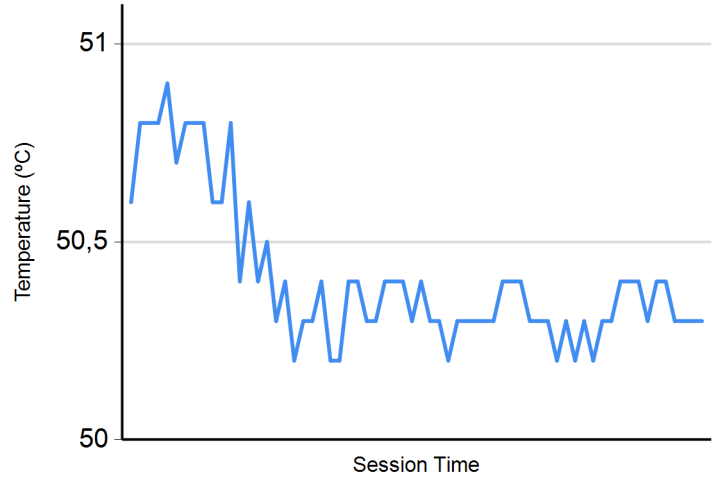
Paul Ricard
International GT Open
Race - 2
Weather Report



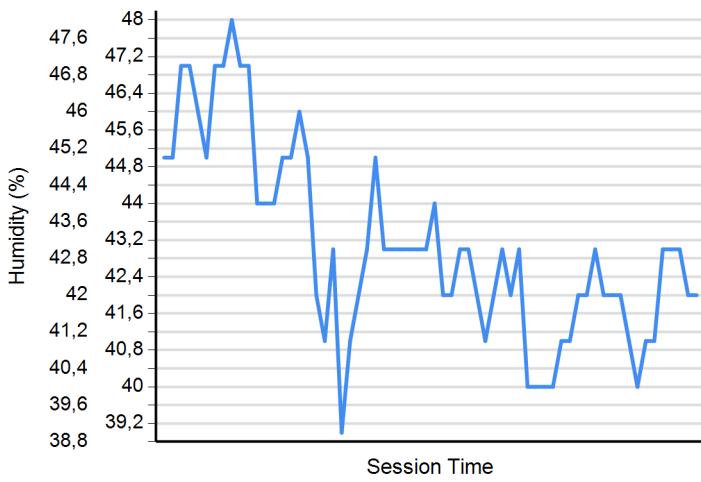
Air Temperature



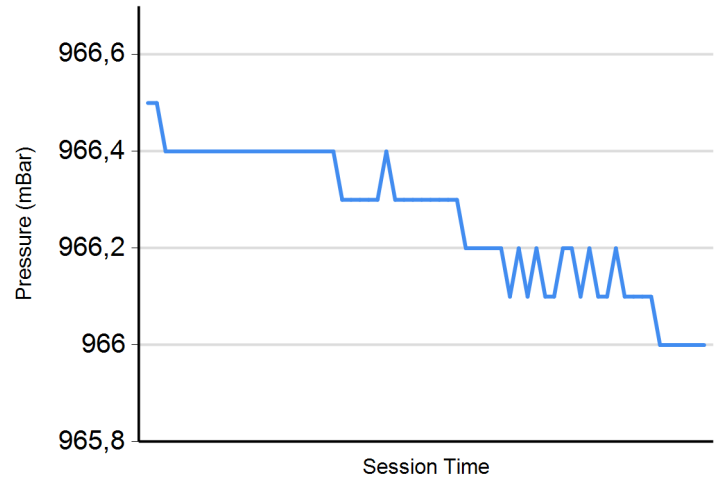
Track Temperature



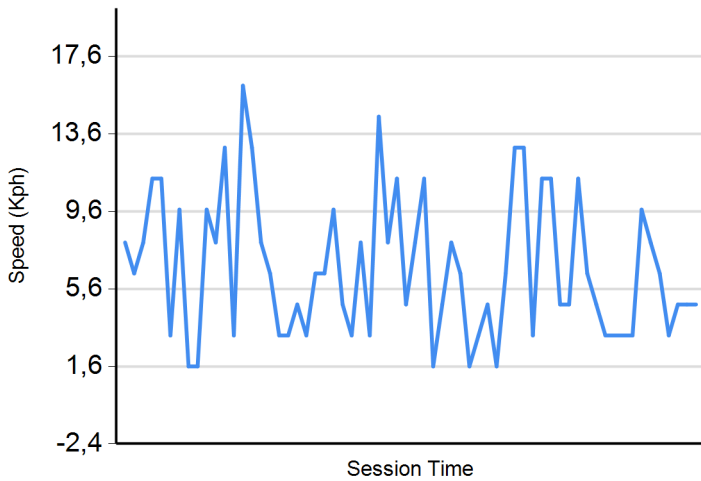
Humidity



Pressure



Wind Speed



Wind direction

