

Red Bull Ring
International GT Open
Free Practice - 3
Provisional Results



Cls	N°	Entrant/Team	Nat	Driver 1	Nat	Driver 2	Nat	Vehicle	Cat	Cls	Laps	Best	Time	Gap	Interval	Km/h
1	91	Team Baron Motorsport	AUT	Ernst Kirchmayr	AUT	Philipp Baron	AUT	Ferrari 488 GT3 Evo	AM	1	23	11	1:30.084			172.8
2	65	Team Motopark	DEU	Heiko Neumann	DEU	Timo Rumpfkeil	DEU	Mercedes AMG GT3 2020	AM	2	20	15	1:30.377	0.293	0.293	172.3
3	911	GetSpeed	DEU	Axel Blom	FIN	Steve Jans	LUX	Mercedes AMG GT3 2023	PROAM	1	21	10	1:30.398	0.314	0.021	172.2
4	777	Olimp Racing	POL	Marcin Jedliński	POL	Karol Basz	POL	Audi R8 LMS 2018	PROAM	2	21	15	1:30.532	0.448	0.134	172.0
5	38	Kessel Racing	CHE	Nicolò Rosi	CHE	Niccolò Schirò	ITA	Ferrari 296 GT3	PROAM	3	18	17	1:30.647	0.563	0.115	171.8
6	8	Il Barone Rampante	ITA	Giuseppe Cipriani	ITA			Lamborghini Huracan GT3 EVO	AM	3	16	11	1:30.667	0.583	0.020	171.7
7	27	AF Corse	ITA	Marco Pulcini	ITA	Eddie Cheever III	ITA	Ferrari 296 GT3	PROAM	4	26	14	1:30.822	0.738	0.155	171.4
8	786	GetSpeed	DEU	Kiki Sak Nana	THA	Adam Osieka	DEU	Mercedes AMG GT3 2023	AM	4	27	5	1:31.079	0.995	0.257	170.9
9	25	AF Corse	ITA	Alessandro Cozzi	ITA	Giorgio Sernagiotto	ITA	Ferrari 296 GT3	AM*	5	16	8	1:31.187	1.103	0.108	170.7
10	66	Greystone GT	GBR	Stewart Proctor	GBR	Lewis Proctor	GBR	McLaren 720S GT3	PROAM	5	26	22	1:31.345	1.261	0.158	170.4
11	88	AF Corse	ITA	Gino Forgione	CHE	Andrea Montermini	ITA	Ferrari 488 GT3 MY 2020	AM*	6	24	22	1:31.353	1.269	0.008	170.4
12	84	Altitude Racing by Optimum Motorsport	GBR	Andrew Gilbert	GBR	Fran Rueda	ESP	McLaren 720S GT3	PROAM	6	24	5	1:31.399	1.315	0.046	170.3
13	5	Olimp Racing	POL	Stanislaw Jedliński	POL	Krystian Korzeniowski	POL	Ferrari 296 GT3	AM	7	22	2	1:31.496	1.412	0.097	170.2
14	54	CBRX by SPS	CHE	Dexter Müller	CHE	Yannick Mettler	CHE	Mercedes AMG GT3	PROAM	7	25	24	1:32.497	2.413	1.001	168.3
15	007	Street-Art Racing	BEL	Jahid Fazal-Karim	FRA	Pascal Bachmann	CHE	Aston Martin GT3 AMR MY2019	AM	8	24	21	1:32.675	2.591	0.178	168.0
16	33	Bonaldi Motorsport	ITA	Miloš Pavlović	CRO	Sanporn Jao-Javanil	THA	Lamborghini Huracan GT3 EVO2	PROAM	8	23	16	1:32.817	2.733	0.142	167.7
17	61	AF Corse	ITA	Jean-Claude Saada	USA	Conrad Grunewald	USA	Ferrari 488 GT3 MY 2020	AM*	9	25	14	1:33.058	2.974	0.241	167.3

*** PENALTIES**

- CAR 84 TIME 1:32.398 DELETED TRACK LIMITS AT T 9
- CAR 88 TIME 1:33.255 DELETED TRACK LIMITS AT T 10 + NEXT LAP
- CAR 66 TIME 1:35.954 DELETED TRACK LIMITS AT T 9
- CAR 27 TIME 1:32.731 DELETED TRACK LIMITS AT T 9
- CAR 786 TIME 1:31.450 DELETED TRACK LIMITS AT T 9
- CAR 911 TIME 1:31.146 DELETED TRACK LIMITS AT T 9
- CAR 54 TIME 1:35.535 DELETED TRACK LIMITS AT T 9
- CAR 27 TIME 1:39.065 DELETED TRACK LIMITS AT T 9
- CAR 007 TIME 1:33.295 DELETED TRACK LIMITS AT T 9
- CAR 33 TIME 1:36.247 DELETED TRACK LIMITS AT T 9
- CAR 54 TIME 1:35.108 DELETED TRACK LIMITS AT T 9
- CAR 91 TIME 1:31.317 DELETED TRACK LIMITS AT T 9
- CAR 84 TIME 1:31.759 DELETED TRACK LIMITS AT T 9
- CAR 38 TIME 1:32.721 DELETED TRACK LIMITS AT T 9
- CAR 61 TIME 1:34.318 DELETED TRACK LIMITS AT T 9

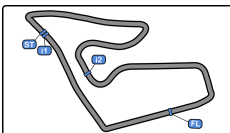
Published at:.....

Track Temp: **36.2 °C** Air Temp: **26.5 °C** Humidity: **44 %** Track Status: **DRY**

Race Director: Neus Santamaría Sanromà
 DPB-0819-ESP/CAT

Timekeeper: Luis García
 JOB-1605-ESP/M





Red Bull Ring
International GT Open
Free Practice - 3



Provisional Results

Red Bull Ring 4.326 m.

- CAR 8 TIME 1:31.801 DELETED TRACK LIMITS AT T 9
- CAR 777 TIME 1:31.461 DELETED TRACK LIMITS AT T 9
- CAR 88 TIME 1:32.858 DELETED TRACK LIMITS AT T 9
- CAR 61 TIME 1:33.725 DELETED TRACK LIMITS AT T 9
- CAR 786 TIME 1:31.207 DELETED TRACK LIMITS AT T 9
- CAR 8 TIME 1:32.103 DELETED TRACK LIMITS AT T 9
- CAR 777 TIME 1:34.718 DELETED TRACK LIMITS AT T 9
- CAR 33 TIME 1:43.062 DELETED TRACK LIMITS AT T 9
- CAR 61 TIME 1:35.021 DELETED TRACK LIMITS AT T 9
- CAR 27 TIME 1:38.705 DELETED TRACK LIMITS AT T 9
- CAR 25 TIME 1:32.579 DELETED TRACK LIMITS AT T 9
- CAR 8 TIME 1:31.600 DELETED TRACK LIMITS AT T 9
- CAR 54 TIME 1:33.374 DELETED TRACK LIMITS AT T 9
- CAR 777 TIME 1:33.412 DELETED TRACK LIMITS AT T 9
- CAR 27 TIME 1:32.019 DELETED TRACK LIMITS AT T 9
- CAR 007 TIME 1:32.983 DELETED TRACK LIMITS AT T 9
- CAR 786 TIME 1:31.169 DELETED TRACK LIMITS AT T 9
- CAR 777 TIME 1:33.757 DELETED TRACK LIMITS AT T 9
- CAR 27 TIME 1:33.069 DELETED TRACK LIMITS AT T 9
- CAR 007 TIME 1:34.836 DELETED TRACK LIMITS AT T 9
- CAR 38 TIME 1:32.103 DELETED TRACK LIMITS AT T 9
- CAR 25 TIME 1:37.059 DELETED TRACK LIMITS AT T 1
- CAR 54 TIME 1:34.483 DELETED TRACK LIMITS AT T 9
- CAR 777 TIME 1:32.184 DELETED TRACK LIMITS AT T 9
- CAR 84 TIME 3:11.740 DELETED TRACK LIMITS AT T 9
- CAR 27 TIME 1:32.119 DELETED TRACK LIMITS AT T 9
- CAR 61 TIME 1:34.827 DELETED TRACK LIMITS AT T 9
- CAR 007 TIME 1:32.489 DELETED TRACK LIMITS AT T 9
- CAR 88 TIME 3:31.471 DELETED TRACK LIMITS AT T 9
- CAR 84 TIME 1:33.272 DELETED TRACK LIMITS AT T 9
- CAR 27 TIME 1:31.802 DELETED TRACK LIMITS AT T 9
- CAR 38 TIME 1:30.608 DELETED TRACK LIMITS AT T 9
- CAR 54 TIME 1:33.458 DELETED TRACK LIMITS AT T 9
- CAR 84 TIME 1:32.966 DELETED TRACK LIMITS AT T 9
- CAR 25 TIME 1:31.413 DELETED TRACK LIMITS AT T 9

Published at:.....

Track Temp: **36.2 °C** Air Temp: **26.5 °C** Humidity: **44 %** Track Status: **DRY**

Race Director:

Neus Santamaría Sanromà

DPB-0819-ESP/CAT

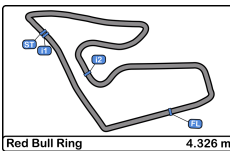
Timekeeper:

Luis García



JOB-1605-ESP/M





Red Bull Ring
International GT Open
Free Practice - 3



Provisional Results

Red Bull Ring	4.326 m.
CAR 61 TIME 1:33.717 DELETED TRACK LIMITS AT T 9	
CAR 88 TIME 1:31.725 DELETED TRACK LIMITS AT T 9	
CAR 38 TIME 1:30.604 DELETED TRACK LIMITS AT T 9	
CAR 54 TIME 1:33.141 DELETED TRACK LIMITS AT T 9	
CAR 38 TIME 1:30.724 DELETED TRACK LIMITS AT T 9	
CAR 33 TIME 1:33.654 DELETED TRACK LIMITS AT T 9	
CAR 25 TIME 1:31.611 DELETED TRACK LIMITS AT T 9	
CAR 27 TIME 2:49.856 DELETED TRACK LIMITS AT T 9	
CAR 8 TIME 1:30.936 DELETED TRACK LIMITS AT T 9	
CAR 88 TIME 1:38.876 DELETED TRACK LIMITS AT T 9	
CAR 911 TIME 1:31.117 DELETED TRACK LIMITS AT T 9	
CAR 38 TIME 1:30.659 DELETED TRACK LIMITS AT T 9	
CAR 84 TIME 1:32.354 DELETED TRACK LIMITS AT T 9	
CAR 25 TIME 1:31.253 DELETED TRACK LIMITS AT T 9	
CAR 54 TIME 2:40.353 DELETED TRACK LIMITS AT T 9	
CAR 54 TIME 1:33.104 DELETED TRACK LIMITS AT T 9	
CAR 84 TIME 1:31.842 DELETED TRACK LIMITS AT T 9	
CAR 25 TIME 1:30.938 DELETED TRACK LIMITS AT T 9	
CAR 27 TIME 1:30.786 DELETED TRACK LIMITS AT T 9	
CAR 8 TIME 1:31.856 DELETED TRACK LIMITS AT T 9	
CAR 25 TIME 1:33.685 DELETED TRACK LIMITS AT T 9	
CAR 33 TIME 1:35.331 DELETED TRACK LIMITS AT T 9	
CAR 25 TIME 1:31.384 DELETED TRACK LIMITS AT T 9	
CAR 27 TIME 1:32.213 DELETED TRACK LIMITS AT T 9	
CAR 8 TIME 1:30.901 DELETED TRACK LIMITS AT T 9	
CAR 88 TIME 1:40.376 DELETED TRACK LIMITS AT T 9	
CAR 54 TIME 1:32.509 DELETED TRACK LIMITS AT T 9	
CAR 777 TIME 1:30.756 DELETED TRACK LIMITS AT T 9	
CAR 777 TIME 1:30.278 DELETED TRACK LIMITS AT T 9	
CAR 33 TIME 1:33.753 DELETED TRACK LIMITS AT T 9	
CAR 84 TIME 1:32.534 DELETED TRACK LIMITS AT T 9	
CAR 777 TIME 1:30.429 DELETED TRACK LIMITS AT T 9	
CAR 27 TIME 1:30.592 DELETED TRACK LIMITS AT T 9	
CAR 61 TIME 1:33.065 DELETED TRACK LIMITS AT T 9	
CAR 27 TIME 1:30.628 DELETED TRACK LIMITS AT T 9	

Published at:.....

Track Temp: **36.2 °C** Air Temp: **26.5 °C** Humidity: **44 %** Track Status: **DRY**

Race Director:

Neus Santamaría Sanromà

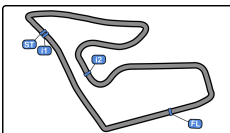
DPB-0819-ESP/CAT

Timekeeper:

Luis García

JOB-1605-ESP/M





Red Bull Ring
International GT Open
Free Practice - 3



Provisional Results

Red Bull Ring 4.326 m

- CAR 33 TIME 2:48.202 DELETED TRACK LIMITS AT T 9
- CAR 27 TIME 1:30.807 DELETED TRACK LIMITS AT T 10 + NEXT LAP
- CAR 91 TIME 1:31.710 DELETED TRACK LIMITS AT T 9
- CAR 911 TIME 1:30.225 DELETED TRACK LIMITS AT T 9
- CAR 33 TIME 1:33.396 DELETED TRACK LIMITS AT T 9
- CAR 91 TIME 1:36.369 DELETED TRACK LIMITS AT T 9
- CAR 84 TIME 2:13.196 DELETED TRACK LIMITS AT T 9
- CAR 5 TIME 1:37.169 DELETED TRACK LIMITS AT T 9
- CAR 007 TIME 1:37.165 DELETED TRACK LIMITS AT T 9
- CAR 65 TIME 7:09.455 DELETED TRACK LIMITS AT T 9
- CAR 27 TIME 1:30.963 DELETED TRACK LIMITS AT T 9
- CAR 007 TIME 1:34.139 DELETED TRACK LIMITS AT T 9
- CAR 33 TIME 1:33.945 DELETED TRACK LIMITS AT T 10 + NEXT LAP
- CAR 5 TIME 1:40.554 DELETED TRACK LIMITS AT T 9
- CAR 65 TIME 1:32.198 DELETED TRACK LIMITS AT T 9

Published at:.....

Track Temp: **36.2 °C** Air Temp: **26.5 °C** Humidity: **44 %** Track Status: **DRY**

Race Director:

Neus Santamaría Sanromà

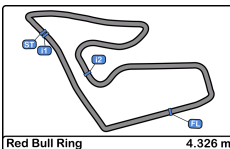
DPB-0819-ESP/CAT

Timekeeper:

Luis García

JOB-1605-ESP/M





Red Bull Ring
International GT Open
Free Practice - 3
Provisional Results by Category



AM																
Cls	N°	Entrant/Team	Nat	Driver 1	Nat	Driver 2	Nat	Vehicle	Cat	Cls	Laps	Best	Time	Gap	Interval	Km/h
1	91	Team Baron Motorsport		Ernst Kirchmayr		Philipp Baron		Ferrari 488 GT3 Evo	AM	1	23	11	1:30.084			172.8
2	65	Team Motopark		Heiko Neumann		Timo Rumpfkeil		Mercedes AMG GT3 2020	AM	2	20	15	1:30.377	0.293	0.293	172.3
3	8	Il Barone Rampante		Giuseppe Cipriani				Lamborghini Huracan GT3 EVO	AM	3	16	11	1:30.667	0.583	0.290	171.7
4	786	GetSpeed		Kiki Sak Nana		Adam Osieka		Mercedes AMG GT3 2023	AM	4	27	5	1:31.079	0.995	0.412	170.9
5	25	AF Corse		Alessandro Cozzi		Giorgio Sernagiotto		Ferrari 296 GT3	AM*	5	16	8	1:31.187	1.103	0.108	170.7
6	88	AF Corse		Cino Forgiione		Andrea Montermini		Ferrari 488 GT3 MY 2020	AM*	6	24	22	1:31.353	1.269	0.166	170.4
7	5	Olimp Racing		Stanislaw Jedliński		Krystian Korzeniowski		Ferrari 296 GT3	AM	7	22	2	1:31.496	1.412	0.143	170.2
8	007	Street-Art Racing		Jahid Fazal-Karim		Pascal Bachmann		Aston Martin GT3 AMR MY2019	AM	8	24	21	1:32.675	2.591	1.179	168.0
9	61	AF Corse		Jean-Claude Saada		Conrad Grunewald		Ferrari 488 GT3 MY 2020	AM*	9	25	14	1:33.058	2.974	0.383	167.3

PROAM																
Cls	N°	Entrant/Team	Nat	Driver 1	Nat	Driver 2	Nat	Vehicle	Cat	Cls	Laps	Best	Time	Gap	Interval	Km/h
1	911	GetSpeed		Axel Blom		Steve Jans		Mercedes AMG GT3 2023	PROAM	1	21	10	1:30.398			172.2
2	777	Olimp Racing		Marcin Jedliński		Karol Basz		Audi R8 LMS 2018	PROAM	2	21	15	1:30.532	0.134	0.134	172.0
3	38	Kessel Racing		Nicolò Rosi		Niccolò Schirò		Ferrari 296 GT3	PROAM	3	18	17	1:30.647	0.249	0.115	171.8
4	27	AF Corse		Marco Pulcini		Eddie Cheever III		Ferrari 296 GT3	PROAM	4	26	14	1:30.822	0.424	0.175	171.4
5	66	Greystone GT		Stewart Proctor		Lewis Proctor		McLaren 720S GT3	PROAM	5	26	22	1:31.345	0.947	0.523	170.4
6	84	Altitude Racing by Optimum Motorsport		Andrew Gilbert		Fran Rueda		McLaren 720S GT3	PROAM	6	24	5	1:31.399	1.001	0.054	170.3
7	54	CBRX by SPS		Dexter Müller		Yannick Mettler		Mercedes AMG GT3	PROAM	7	25	24	1:32.497	2.099	1.098	168.3
8	33	Bonaldi Motorsport		Miloš Pavlović		Sanporn Jao-Javanil		Lamborghini Huracan GT3 EVO2	PROAM	8	23	16	1:32.817	2.419	0.320	167.7

*** PENALTIES**

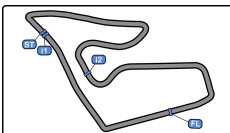
- CAR 84 TIME 1:32.398 DELETED TRACK LIMITS AT T 9
- CAR 88 TIME 1:33.255 DELETED TRACK LIMITS AT T 10 + NEXT LAP
- CAR 66 TIME 1:35.954 DELETED TRACK LIMITS AT T 9
- CAR 27 TIME 1:32.731 DELETED TRACK LIMITS AT T 9
- CAR 786 TIME 1:31.450 DELETED TRACK LIMITS AT T 9
- CAR 911 TIME 1:31.146 DELETED TRACK LIMITS AT T 9
- CAR 54 TIME 1:35.535 DELETED TRACK LIMITS AT T 9
- CAR 27 TIME 1:39.065 DELETED TRACK LIMITS AT T 9
- CAR 007 TIME 1:33.295 DELETED TRACK LIMITS AT T 9
- CAR 33 TIME 1:36.247 DELETED TRACK LIMITS AT T 9
- CAR 54 TIME 1:35.108 DELETED TRACK LIMITS AT T 9

Published at:.....

Track Temp: **36.2 °C** Air Temp: **26.5 °C** Humidity: **44 %** Track Status: **DRY**

Race Director:	Neus Santamaría Sanromà DPB-0819-ESP/CAT	Timekeeper:	Luis García JOB-1605-ESP/M
-----------------------	---	--------------------	-------------------------------





Red Bull Ring
International GT Open
Free Practice - 3



Provisional Results by Category

Red Bull Ring 4.326 m.

- CAR 91 TIME 1:31.317 DELETED TRACK LIMITS AT T 9
- CAR 84 TIME 1:31.759 DELETED TRACK LIMITS AT T 9
- CAR 38 TIME 1:32.721 DELETED TRACK LIMITS AT T 9
- CAR 61 TIME 1:34.318 DELETED TRACK LIMITS AT T 9
- CAR 8 TIME 1:31.801 DELETED TRACK LIMITS AT T 9
- CAR 777 TIME 1:31.461 DELETED TRACK LIMITS AT T 9
- CAR 88 TIME 1:32.858 DELETED TRACK LIMITS AT T 9
- CAR 61 TIME 1:33.725 DELETED TRACK LIMITS AT T 9
- CAR 786 TIME 1:31.207 DELETED TRACK LIMITS AT T 9
- CAR 8 TIME 1:32.103 DELETED TRACK LIMITS AT T 9
- CAR 777 TIME 1:34.718 DELETED TRACK LIMITS AT T 9
- CAR 33 TIME 1:43.062 DELETED TRACK LIMITS AT T 9
- CAR 61 TIME 1:35.021 DELETED TRACK LIMITS AT T 9
- CAR 27 TIME 1:38.705 DELETED TRACK LIMITS AT T 9
- CAR 25 TIME 1:32.579 DELETED TRACK LIMITS AT T 9
- CAR 8 TIME 1:31.600 DELETED TRACK LIMITS AT T 9
- CAR 54 TIME 1:33.374 DELETED TRACK LIMITS AT T 9
- CAR 777 TIME 1:33.412 DELETED TRACK LIMITS AT T 9
- CAR 27 TIME 1:32.019 DELETED TRACK LIMITS AT T 9
- CAR 007 TIME 1:32.983 DELETED TRACK LIMITS AT T 9
- CAR 786 TIME 1:31.169 DELETED TRACK LIMITS AT T 9
- CAR 777 TIME 1:33.757 DELETED TRACK LIMITS AT T 9
- CAR 27 TIME 1:33.069 DELETED TRACK LIMITS AT T 9
- CAR 007 TIME 1:34.836 DELETED TRACK LIMITS AT T 9
- CAR 38 TIME 1:32.103 DELETED TRACK LIMITS AT T 9
- CAR 25 TIME 1:37.059 DELETED TRACK LIMITS AT T 1
- CAR 54 TIME 1:34.483 DELETED TRACK LIMITS AT T 9
- CAR 777 TIME 1:32.184 DELETED TRACK LIMITS AT T 9
- CAR 84 TIME 3:11.740 DELETED TRACK LIMITS AT T 9
- CAR 27 TIME 1:32.119 DELETED TRACK LIMITS AT T 9
- CAR 61 TIME 1:34.827 DELETED TRACK LIMITS AT T 9
- CAR 007 TIME 1:32.489 DELETED TRACK LIMITS AT T 9
- CAR 88 TIME 3:31.471 DELETED TRACK LIMITS AT T 9
- CAR 84 TIME 1:33.272 DELETED TRACK LIMITS AT T 9
- CAR 27 TIME 1:31.802 DELETED TRACK LIMITS AT T 9

Published at:.....

Track Temp: **36.2 °C** Air Temp: **26.5 °C** Humidity: **44 %** Track Status: **DRY**

Race Director:

Neus Santamaría Sanromà

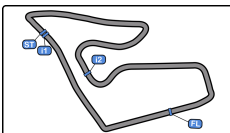
DPB-0819-ESP/CAT

Timekeeper:

Luis García

JOB-1605-ESP/M





Red Bull Ring
International GT Open
Free Practice - 3



Provisional Results by Category

Red Bull Ring 4.326 m.

- CAR 38 TIME 1:30.608 DELETED TRACK LIMITS AT T 9
- CAR 54 TIME 1:33.458 DELETED TRACK LIMITS AT T 9
- CAR 84 TIME 1:32.966 DELETED TRACK LIMITS AT T 9
- CAR 25 TIME 1:31.413 DELETED TRACK LIMITS AT T 9
- CAR 61 TIME 1:33.717 DELETED TRACK LIMITS AT T 9
- CAR 88 TIME 1:31.725 DELETED TRACK LIMITS AT T 9
- CAR 38 TIME 1:30.604 DELETED TRACK LIMITS AT T 9
- CAR 54 TIME 1:33.141 DELETED TRACK LIMITS AT T 9
- CAR 38 TIME 1:30.724 DELETED TRACK LIMITS AT T 9
- CAR 33 TIME 1:33.654 DELETED TRACK LIMITS AT T 9
- CAR 25 TIME 1:31.611 DELETED TRACK LIMITS AT T 9
- CAR 27 TIME 2:49.856 DELETED TRACK LIMITS AT T 9
- CAR 8 TIME 1:30.936 DELETED TRACK LIMITS AT T 9
- CAR 88 TIME 1:38.876 DELETED TRACK LIMITS AT T 9
- CAR 911 TIME 1:31.117 DELETED TRACK LIMITS AT T 9
- CAR 38 TIME 1:30.659 DELETED TRACK LIMITS AT T 9
- CAR 84 TIME 1:32.354 DELETED TRACK LIMITS AT T 9
- CAR 25 TIME 1:31.253 DELETED TRACK LIMITS AT T 9
- CAR 54 TIME 2:40.353 DELETED TRACK LIMITS AT T 9
- CAR 54 TIME 1:33.104 DELETED TRACK LIMITS AT T 9
- CAR 84 TIME 1:31.842 DELETED TRACK LIMITS AT T 9
- CAR 25 TIME 1:30.938 DELETED TRACK LIMITS AT T 9
- CAR 27 TIME 1:30.786 DELETED TRACK LIMITS AT T 9
- CAR 8 TIME 1:31.856 DELETED TRACK LIMITS AT T 9
- CAR 25 TIME 1:33.685 DELETED TRACK LIMITS AT T 9
- CAR 33 TIME 1:35.331 DELETED TRACK LIMITS AT T 9
- CAR 25 TIME 1:31.384 DELETED TRACK LIMITS AT T 9
- CAR 27 TIME 1:32.213 DELETED TRACK LIMITS AT T 9
- CAR 8 TIME 1:30.901 DELETED TRACK LIMITS AT T 9
- CAR 88 TIME 1:40.376 DELETED TRACK LIMITS AT T 9
- CAR 54 TIME 1:32.509 DELETED TRACK LIMITS AT T 9
- CAR 777 TIME 1:30.756 DELETED TRACK LIMITS AT T 9
- CAR 777 TIME 1:30.278 DELETED TRACK LIMITS AT T 9
- CAR 33 TIME 1:33.753 DELETED TRACK LIMITS AT T 9
- CAR 84 TIME 1:32.534 DELETED TRACK LIMITS AT T 9

Published at:.....

Track Temp: **36.2 °C** Air Temp: **26.5 °C** Humidity: **44 %** Track Status: **DRY**

Race Director:

Neus Santamaría Sanromà

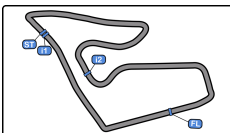
DPB-0819-ESP/CAT

Timekeeper:

Luis García

JOB-1605-ESP/M





Red Bull Ring
International GT Open
Free Practice - 3



Provisional Results by Category

Red Bull Ring 4.326 m.

- CAR 777 TIME 1:30.429 DELETED TRACK LIMITS AT T 9
- CAR 27 TIME 1:30.592 DELETED TRACK LIMITS AT T 9
- CAR 61 TIME 1:33.065 DELETED TRACK LIMITS AT T 9
- CAR 27 TIME 1:30.628 DELETED TRACK LIMITS AT T 9
- CAR 33 TIME 2:48.202 DELETED TRACK LIMITS AT T 9
- CAR 27 TIME 1:30.807 DELETED TRACK LIMITS AT T 10 + NEXT LAP
- CAR 91 TIME 1:31.710 DELETED TRACK LIMITS AT T 9
- CAR 911 TIME 1:30.225 DELETED TRACK LIMITS AT T 9
- CAR 33 TIME 1:33.396 DELETED TRACK LIMITS AT T 9
- CAR 91 TIME 1:36.369 DELETED TRACK LIMITS AT T 9
- CAR 84 TIME 2:13.196 DELETED TRACK LIMITS AT T 9
- CAR 5 TIME 1:37.169 DELETED TRACK LIMITS AT T 9
- CAR 007 TIME 1:37.165 DELETED TRACK LIMITS AT T 9
- CAR 65 TIME 7:09.455 DELETED TRACK LIMITS AT T 9
- CAR 27 TIME 1:30.963 DELETED TRACK LIMITS AT T 9
- CAR 007 TIME 1:34.139 DELETED TRACK LIMITS AT T 9
- CAR 33 TIME 1:33.945 DELETED TRACK LIMITS AT T 10 + NEXT LAP
- CAR 5 TIME 1:40.554 DELETED TRACK LIMITS AT T 9
- CAR 65 TIME 1:32.198 DELETED TRACK LIMITS AT T 9

Published at:.....

Track Temp: **36.2 °C** Air Temp: **26.5 °C** Humidity: **44 %** Track Status: **DRY**

Race Director:

Neus Santamaría Sanromà

DPB-0819-ESP/CAT

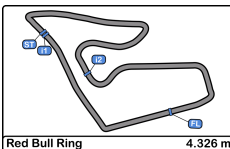
Timekeeper:

Luis García



JOB-1605-ESP/M





Red Bull Ring
International GT Open
Free Practice - 3
Provisional Results by Class



International GT Open																
Cls	Nº	Entrant/Team	Nat	Driver 1	Nat	Driver 2	Nat	Vehicle	Cat	Cls	Laps	Best	Time	Gap	Interval	Km/h
1	91	Team Baron Motorsport	AUT	Ernst Kirchmayr	AUT	Philipp Baron	AUT	Ferrari 488 GT3 Evo	GT3	1	23	11	1:30.084			172.8
2	65	Team Motopark	DEU	Heiko Neumann	DEU	Timo Rumpfkeil	DEU	Mercedes AMG GT3 2020	GT3	2	20	15	1:30.377	0.293	0.293	172.3
3	911	GetSpeed	DEU	Axel Blom	FIN	Steve Jans	LUX	Mercedes AMG GT3 2023	GT3	3	21	10	1:30.398	0.314	0.021	172.2
4	777	Olimp Racing	POL	Marcin Jedliński	POL	Karol Basz	POL	Audi R8 LMS 2018	GT3	4	21	15	1:30.532	0.448	0.134	172.0
5	38	Kessel Racing	CHE	Nicolò Rosi	CHE	Niccolò Schirò	ITA	Ferrari 296 GT3	GT3	5	18	17	1:30.647	0.563	0.115	171.8
6	8	Il Barone Rampante	ITA	Giuseppe Cipriani	ITA			Lamborghini Huracan GT3 EVO	GT3	6	16	11	1:30.667	0.583	0.020	171.7
7	27	AF Corse	ITA	Marco Pulcini	ITA	Eddie Cheever III	ITA	Ferrari 296 GT3	GT3	7	26	14	1:30.822	0.738	0.155	171.4
8	786	GetSpeed	DEU	Kiki Sak Nana	THA	Adam Osieka	DEU	Mercedes AMG GT3 2023	GT3	8	27	5	1:31.079	0.995	0.257	170.9
9	25	AF Corse	ITA	Alessandro Cozzi	ITA	Giorgio Sernagiotto	ITA	Ferrari 296 GT3	GT3*	9	16	8	1:31.187	1.103	0.108	170.7
10	66	Greystone GT	GBR	Stewart Proctor	GBR	Lewis Proctor	GBR	McLaren 720S GT3	GT3	10	26	22	1:31.345	1.261	0.158	170.4
11	88	AF Corse	ITA	Gino Forgione	CHE	Andrea Montermini	ITA	Ferrari 488 GT3 MY 2020	GT3*	11	24	22	1:31.353	1.269	0.008	170.4
12	84	Altitude Racing by Optimum Motorsport	GBR	Andrew Gilbert	GBR	Fran Rueda	ESP	McLaren 720S GT3	GT3	12	24	5	1:31.399	1.315	0.046	170.3
13	5	Olimp Racing	POL	Stanislaw Jedliński	POL	Krystian Korzeniowski	POL	Ferrari 296 GT3	GT3	13	22	2	1:31.496	1.412	0.097	170.2
14	54	CBRX by SPS	DEU	Dexter Müller	CHE	Yannick Mettler	CHE	Mercedes AMG GT3	GT3	14	25	24	1:32.497	2.413	1.001	168.3
15	007	Street-Art Racing	BEL	Jahid Fazal-Karim	FRN	Pascal Bachmann	CHE	Aston Martin GT3 AMR MY2019	GT3	15	24	21	1:32.675	2.591	0.178	168.0
16	33	Bonaldi Motorsport	ITA	Miloš Pavlović	SRB	Sanporn Jao-Javanil	THA	Lamborghini Huracan GT3 EVO2	GT3	16	23	16	1:32.817	2.733	0.142	167.7
17	61	AF Corse	ITA	Jean-Claude Saada	USA	Conrad Grunewald	USA	Ferrari 488 GT3 MY 2020	GT3*	17	25	14	1:33.058	2.974	0.241	167.3

*** PENALTIES**

- CAR 84 TIME 1:32.398 DELETED TRACK LIMITS AT T 9
- CAR 88 TIME 1:33.255 DELETED TRACK LIMITS AT T 10 + NEXT LAP
- CAR 66 TIME 1:35.954 DELETED TRACK LIMITS AT T 9
- CAR 27 TIME 1:32.731 DELETED TRACK LIMITS AT T 9
- CAR 786 TIME 1:31.450 DELETED TRACK LIMITS AT T 9
- CAR 911 TIME 1:31.146 DELETED TRACK LIMITS AT T 9
- CAR 54 TIME 1:35.535 DELETED TRACK LIMITS AT T 9
- CAR 27 TIME 1:39.065 DELETED TRACK LIMITS AT T 9
- CAR 007 TIME 1:33.295 DELETED TRACK LIMITS AT T 9
- CAR 33 TIME 1:36.247 DELETED TRACK LIMITS AT T 9
- CAR 54 TIME 1:35.108 DELETED TRACK LIMITS AT T 9
- CAR 91 TIME 1:31.317 DELETED TRACK LIMITS AT T 9
- CAR 84 TIME 1:31.759 DELETED TRACK LIMITS AT T 9
- CAR 38 TIME 1:32.721 DELETED TRACK LIMITS AT T 9

Published at:.....

Track Temp: **36.2 °C** Air Temp: **26.5 °C** Humidity: **44 %** Track Status: **DRY**

Race Director:

Neus Santamaría Sanromà

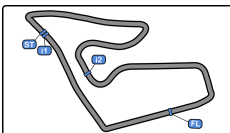
DPB-0819-ESP/CAT

Timekeeper:

Luis García

JOB-1605-ESP/M





Red Bull Ring
International GT Open
Free Practice - 3



Provisional Results by Class

Red Bull Ring 4.326 m.

- CAR 61 TIME 1:34.318 DELETED TRACK LIMITS AT T 9
- CAR 8 TIME 1:31.801 DELETED TRACK LIMITS AT T 9
- CAR 777 TIME 1:31.461 DELETED TRACK LIMITS AT T 9
- CAR 88 TIME 1:32.858 DELETED TRACK LIMITS AT T 9
- CAR 61 TIME 1:33.725 DELETED TRACK LIMITS AT T 9
- CAR 786 TIME 1:31.207 DELETED TRACK LIMITS AT T 9
- CAR 8 TIME 1:32.103 DELETED TRACK LIMITS AT T 9
- CAR 777 TIME 1:34.718 DELETED TRACK LIMITS AT T 9
- CAR 33 TIME 1:43.062 DELETED TRACK LIMITS AT T 9
- CAR 61 TIME 1:35.021 DELETED TRACK LIMITS AT T 9
- CAR 27 TIME 1:38.705 DELETED TRACK LIMITS AT T 9
- CAR 25 TIME 1:32.579 DELETED TRACK LIMITS AT T 9
- CAR 8 TIME 1:31.600 DELETED TRACK LIMITS AT T 9
- CAR 54 TIME 1:33.374 DELETED TRACK LIMITS AT T 9
- CAR 777 TIME 1:33.412 DELETED TRACK LIMITS AT T 9
- CAR 27 TIME 1:32.019 DELETED TRACK LIMITS AT T 9
- CAR 007 TIME 1:32.983 DELETED TRACK LIMITS AT T 9
- CAR 786 TIME 1:31.169 DELETED TRACK LIMITS AT T 9
- CAR 777 TIME 1:33.757 DELETED TRACK LIMITS AT T 9
- CAR 27 TIME 1:33.069 DELETED TRACK LIMITS AT T 9
- CAR 007 TIME 1:34.836 DELETED TRACK LIMITS AT T 9
- CAR 38 TIME 1:32.103 DELETED TRACK LIMITS AT T 9
- CAR 25 TIME 1:37.059 DELETED TRACK LIMITS AT T 1
- CAR 54 TIME 1:34.483 DELETED TRACK LIMITS AT T 9
- CAR 777 TIME 1:32.184 DELETED TRACK LIMITS AT T 9
- CAR 84 TIME 3:11.740 DELETED TRACK LIMITS AT T 9
- CAR 27 TIME 1:32.119 DELETED TRACK LIMITS AT T 9
- CAR 61 TIME 1:34.827 DELETED TRACK LIMITS AT T 9
- CAR 007 TIME 1:32.489 DELETED TRACK LIMITS AT T 9
- CAR 88 TIME 3:31.471 DELETED TRACK LIMITS AT T 9
- CAR 84 TIME 1:33.272 DELETED TRACK LIMITS AT T 9
- CAR 27 TIME 1:31.802 DELETED TRACK LIMITS AT T 9
- CAR 38 TIME 1:30.608 DELETED TRACK LIMITS AT T 9
- CAR 54 TIME 1:33.458 DELETED TRACK LIMITS AT T 9
- CAR 84 TIME 1:32.966 DELETED TRACK LIMITS AT T 9

Published at:.....

Track Temp: **36.2 °C** Air Temp: **26.5 °C** Humidity: **44 %** Track Status: **DRY**

Race Director:

Neus Santamaría Sanromà

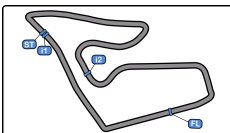
DPB-0819-ESP/CAT

Timekeeper:

Luis García

JOB-1605-ESP/M





Red Bull Ring
International GT Open
Free Practice - 3



Provisional Results by Class

Red Bull Ring 4.326 m.

- CAR 25 TIME 1:31.413 DELETED TRACK LIMITS AT T 9
- CAR 61 TIME 1:33.717 DELETED TRACK LIMITS AT T 9
- CAR 88 TIME 1:31.725 DELETED TRACK LIMITS AT T 9
- CAR 38 TIME 1:30.604 DELETED TRACK LIMITS AT T 9
- CAR 54 TIME 1:33.141 DELETED TRACK LIMITS AT T 9
- CAR 38 TIME 1:30.724 DELETED TRACK LIMITS AT T 9
- CAR 33 TIME 1:33.654 DELETED TRACK LIMITS AT T 9
- CAR 25 TIME 1:31.611 DELETED TRACK LIMITS AT T 9
- CAR 27 TIME 2:49.856 DELETED TRACK LIMITS AT T 9
- CAR 8 TIME 1:30.936 DELETED TRACK LIMITS AT T 9
- CAR 88 TIME 1:38.876 DELETED TRACK LIMITS AT T 9
- CAR 911 TIME 1:31.117 DELETED TRACK LIMITS AT T 9
- CAR 38 TIME 1:30.659 DELETED TRACK LIMITS AT T 9
- CAR 84 TIME 1:32.354 DELETED TRACK LIMITS AT T 9
- CAR 25 TIME 1:31.253 DELETED TRACK LIMITS AT T 9
- CAR 54 TIME 2:40.353 DELETED TRACK LIMITS AT T 9
- CAR 54 TIME 1:33.104 DELETED TRACK LIMITS AT T 9
- CAR 84 TIME 1:31.842 DELETED TRACK LIMITS AT T 9
- CAR 25 TIME 1:30.938 DELETED TRACK LIMITS AT T 9
- CAR 27 TIME 1:30.786 DELETED TRACK LIMITS AT T 9
- CAR 8 TIME 1:31.856 DELETED TRACK LIMITS AT T 9
- CAR 25 TIME 1:33.685 DELETED TRACK LIMITS AT T 9
- CAR 33 TIME 1:35.331 DELETED TRACK LIMITS AT T 9
- CAR 25 TIME 1:31.384 DELETED TRACK LIMITS AT T 9
- CAR 27 TIME 1:32.213 DELETED TRACK LIMITS AT T 9
- CAR 8 TIME 1:30.901 DELETED TRACK LIMITS AT T 9
- CAR 88 TIME 1:40.376 DELETED TRACK LIMITS AT T 9
- CAR 54 TIME 1:32.509 DELETED TRACK LIMITS AT T 9
- CAR 777 TIME 1:30.756 DELETED TRACK LIMITS AT T 9
- CAR 777 TIME 1:30.278 DELETED TRACK LIMITS AT T 9
- CAR 33 TIME 1:33.753 DELETED TRACK LIMITS AT T 9
- CAR 84 TIME 1:32.534 DELETED TRACK LIMITS AT T 9
- CAR 777 TIME 1:30.429 DELETED TRACK LIMITS AT T 9
- CAR 27 TIME 1:30.592 DELETED TRACK LIMITS AT T 9
- CAR 61 TIME 1:33.065 DELETED TRACK LIMITS AT T 9

Published at:.....

Track Temp: **36.2 °C** Air Temp: **26.5 °C** Humidity: **44 %** Track Status: **DRY**

Race Director:

Neus Santamaría Sanromà

DPB-0819-ESP/CAT

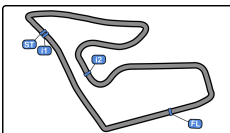
Timekeeper:

Luis García



JOB-1605-ESP/M





Red Bull Ring
International GT Open
Free Practice - 3



Provisional Results by Class

Red Bull Ring 4.326 m.

- CAR 27 TIME 1:30.628 DELETED TRACK LIMITS AT T 9
- CAR 33 TIME 2:48.202 DELETED TRACK LIMITS AT T 9
- CAR 27 TIME 1:30.807 DELETED TRACK LIMITS AT T 10 + NEXT LAP
- CAR 91 TIME 1:31.710 DELETED TRACK LIMITS AT T 9
- CAR 911 TIME 1:30.225 DELETED TRACK LIMITS AT T 9
- CAR 33 TIME 1:33.396 DELETED TRACK LIMITS AT T 9
- CAR 91 TIME 1:36.369 DELETED TRACK LIMITS AT T 9
- CAR 84 TIME 2:13.196 DELETED TRACK LIMITS AT T 9
- CAR 5 TIME 1:37.169 DELETED TRACK LIMITS AT T 9
- CAR 007 TIME 1:37.165 DELETED TRACK LIMITS AT T 9
- CAR 65 TIME 7:09.455 DELETED TRACK LIMITS AT T 9
- CAR 27 TIME 1:30.963 DELETED TRACK LIMITS AT T 9
- CAR 007 TIME 1:34.139 DELETED TRACK LIMITS AT T 9
- CAR 33 TIME 1:33.945 DELETED TRACK LIMITS AT T 10 + NEXT LAP
- CAR 5 TIME 1:40.554 DELETED TRACK LIMITS AT T 9
- CAR 65 TIME 1:32.198 DELETED TRACK LIMITS AT T 9

Published at:.....

Track Temp: **36.2 °C** Air Temp: **26.5 °C** Humidity: **44 %** Track Status: **DRY**

Race Director:

Neus Santamaría Sanromà

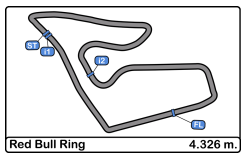
DPB-0819-ESP/CAT

Timekeeper:

Luis García

JOB-1605-ESP/M





Red Bull Ring
International GT Open
Free Practice - 3
Lap Analysis



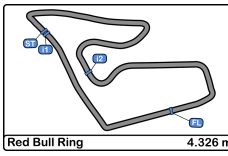
5 Stanislav Jedliński **Ferrari 296 GT3** **25** Alessandro Cozzi **Ferrari 296 GT3**
 AM Krystian Korzeniewski Olimp Racing AM* Giorgio Sernagiotto AF Corse

Lap D	Time	Sector 1	Sector 2	Sector 3	T. Spd	Elapsed	Lap D	Time	Sector 1	Sector 2	Sector 3	T. Spd	Elapsed
1	17:07:56.394	17:06:45.998	40.799	29.597	227.3	17:07:56.394	1	17:11:00.387	17:09:49.349	42.007	29.031	226.8	17:11:00.387
2	1:31.496	22.776	40.509	28.211	232.2	17:09:27.890	2	1:33.045	22.701	41.298	29.046	233.2	17:12:33.432
3	1:33.818	22.559	41.328	29.931	233.2	17:11:01.708	3	1:37.182	22.728	41.491	32.963	233.7	17:14:10.614
4	1:36.665 P	22.613	40.442	33.610	233.7	17:12:38.373	4	1:32.579	22.779	41.134	28.666	233.2	17:15:43.193
5	3:57.287	2:35.655	48.448	33.184	222.2	17:16:35.660	5	1:37.059 P	22.830	41.163	33.066	232.7	17:17:20.252
6	1:39.902	24.016	43.014	32.872	229.7	17:18:15.562	6	4:06.866	2:56.249	42.032	28.585	226.4	17:21:27.118
7	1:41.335	23.918	45.366	32.051	229.7	17:19:56.897	7	1:31.413	22.616	40.540	28.257	233.2	17:22:58.531
8	1:48.088 P	23.848	42.434	41.806	229.7	17:21:44.985	8	1:31.187	22.718	40.266	28.203	233.2	17:24:29.718
9	3:54.499	2:32.831	50.604	31.064	209.7	17:25:39.484	9	1:31.614	22.571	40.823	28.217	233.7	17:26:01.329
10	1:37.246	24.135	42.604	30.507	229.2	17:27:16.730	10	1:31.253	22.789	40.335	28.129	233.7	17:27:32.582
11	1:37.413	23.856	42.574	30.983	230.2	17:28:54.143	11	1:31.360	22.732	40.369	28.259	233.7	17:29:03.942
12	1:36.842	23.913	42.234	30.695	229.2	17:30:30.985	12	1:30.938	22.534	40.310	28.094	233.7	17:30:34.880
13	1:38.854	23.773	42.730	32.351	230.2	17:32:09.839	13	1:33.685	22.420	41.268	29.997	235.2	17:32:08.565
14	1:37.105	23.559	42.088	31.458	231.7	17:33:46.944	14	1:31.384	22.652	40.300	28.432	233.7	17:33:39.949
15	1:36.823	23.894	42.258	30.671	230.2	17:35:23.767	15	1:31.504	22.552	40.550	28.402	233.7	17:35:11.453
16	1:37.051	23.693	42.724	30.634	231.2	17:37:00.818	16	1:35.832 P	22.709	40.540	32.583	234.2	17:36:47.285
17	1:40.253	24.260	44.801	31.192	228.8	17:38:41.071	27 Marco Pulcini Ferrari 296 GT3						
18	1:36.666	23.632	42.345	30.689	231.2	17:40:17.737	PROAM Eddie Cheever III AF Corse						
19	1:37.922	23.781	43.440	30.701	231.2	17:41:55.659							
20	1:37.169	24.514	42.245	30.410	231.7	17:43:32.828	Lap D	Time	Sector 1	Sector 2	Sector 3	T. Spd	Elapsed
21	1:40.554	23.493	45.374	31.687	230.2	17:45:13.382	1	17:07:32.882	17:06:21.918	41.543	29.421	226.8	17:07:32.882
22	1:51.481 P	26.453	43.815	41.213	227.3	17:47:04.863	2	1:32.734	22.882	40.681	29.168	233.7	17:09:05.613
							3	1:30.065	23.333	45.194	30.538	234.2	17:10:44.678
							4	1:32.241	22.771	40.726	28.744	231.7	17:12:16.919
							5	1:32.079	22.798	40.678	28.603	233.7	17:13:48.998
							6	1:38.705	22.674	41.433	34.598	235.2	17:15:27.703
							7	1:32.019	22.761	40.767	28.491	233.2	17:16:59.722
							8	1:33.069	22.537	41.623	28.909	235.2	17:18:32.791
							9	1:32.119	22.645	40.759	28.715	233.7	17:20:04.910
							10	1:31.802	22.559	40.651	28.592	233.7	17:21:36.712
							11	1:40.274 P	22.568	40.783	36.923	234.7	17:23:16.986
							12	1:31.600	22.712	40.304	28.584	232.7	17:15:56.830
							13	1:31.527	22.825	40.274	28.428	232.7	17:17:28.357
							14	1:40.681 P	22.476	42.069	36.136	233.7	17:19:09.038
							15	5:36.575	4:27.051	40.782	28.742	231.2	17:24:45.613
							16	1:30.936	22.456	40.316	28.164	234.7	17:26:16.549
							17	1:30.667	22.416	40.056	28.195	236.3	17:27:47.216
							18	1:31.017	22.357	40.051	28.609	235.8	17:29:18.233
							19	1:31.856	22.366	41.087	28.403	236.8	17:30:50.089
							20	1:34.126	22.447	40.068	31.611	235.8	17:32:24.215
							21	1:30.904	22.497	40.346	28.058	235.8	17:33:55.116
							22	1:30.807	22.480	40.237	28.090	234.2	17:41:24.027
							23	1:31.345	22.633	40.437	28.275	233.7	17:42:55.372
							24	1:30.963	22.549	40.155	28.259	234.7	17:44:26.335
							25	1:30.878	22.425	40.236	28.217	234.7	17:45:57.213
							26	1:52.817 P	23.400	41.626	47.791	207.2	17:47:50.030

8 Giuseppe Cipriani **Lamborghini Huracan GT3 EVO**
 AM Il Barone Rampante

Lap D	Time	Sector 1	Sector 2	Sector 3	T. Spd	Elapsed
1	17:08:15.601	17:06:43.361		17:08:15.601	223.6	17:08:15.601
2	1:33.422	23.338	41.042	29.042	232.7	17:09:49.023
3	1:32.303	23.017	40.661	28.625	232.7	17:11:21.326
4	1:31.804	22.852	40.535	28.414	233.7	17:12:53.127
5	1:32.103	22.903	40.615	28.585	232.7	17:14:25.230
6	1:31.600	22.712	40.304	28.584	232.7	17:15:56.830
7	1:31.527	22.825	40.274	28.428	232.7	17:17:28.357
8	1:40.681 P	22.476	42.069	36.136	233.7	17:19:09.038
9	5:36.575	4:27.051	40.782	28.742	231.2	17:24:45.613
10	1:30.936	22.456	40.316	28.164	234.7	17:26:16.549
11	1:30.667	22.416	40.056	28.195	236.3	17:27:47.216
12	1:31.017	22.357	40.051	28.609	235.8	17:29:18.233
13	1:31.856	22.366	41.087	28.403	236.8	17:30:50.089
14	1:34.126	22.447	40.068	31.611	235.8	17:32:24.215
15	1:30.904	22.497	40.346	28.058	235.8	17:33:55.116
16	2:05.939 P	22.461	1:08.106	35.372	235.8	17:36:01.055





Red Bull Ring
International GT Open
Free Practice - 3
Lap Analysis

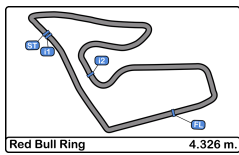


33							54								
Miloš Pavlović							Dexter Müller								
Lamborghini Huracan GT3 EVO2							Mercedes AMG GT3								
PROAM			Sanporn Jao-Javanil		Bonaldi Motorsport		PROAM			Yannick Mettler		CBRX by SPS			
Lap	D	Time	Sector 1	Sector 2	Sector 3	T. Spd	Elapsed	Lap	D	Time	Sector 1	Sector 2	Sector 3	T. Spd	Elapsed
1		17:09:48.557	17:08:37.068	42.250	29.239	223.1	17:09:48.557	1		17:08:19.137	17:07:06.682	42.908	29.547	204.5	17:08:19.137
2		1:36.247	24.688	42.049	29.510	227.3	17:11:24.804	2		1:36.535	23.515	42.036	29.984	228.3	17:09:54.672
3		1:35.546	23.512	42.774	29.260	229.2	17:13:00.350	3		1:36.108	23.802	41.867	29.439	203.3	17:11:29.780
4		1:43.062	23.200	47.691	32.171	230.7	17:14:43.412	4		1:33.334	23.050	41.189	29.095	229.7	17:13:03.114
5		1:33.880	23.580	41.374	28.926	230.2	17:16:17.292	5		1:35.050	23.010	41.575	30.465	229.7	17:14:38.164
6		1:39.560 P	23.234	41.377	34.949	230.7	17:17:56.852	6		1:33.374	23.086	41.337	28.951	228.3	17:16:11.538
7		2:58.578	1:47.679	41.826	29.073	171.1	17:20:55.430	7		1:33.407	23.089	41.254	29.064	227.8	17:17:44.945
8		1:33.289	22.985	41.070	29.234	230.7	17:22:28.719	8		1:34.483	22.977	41.514	29.992	228.3	17:19:19.428
9		1:33.357	23.062	41.410	28.885	230.7	17:24:02.076	9		1:34.142	23.138	41.239	29.765	228.8	17:20:53.570
10		1:33.654	22.996	41.568	29.090	231.2	17:25:35.730	10		1:33.458	23.060	41.391	29.007	230.7	17:22:27.028
11		1:33.638	23.045	41.331	29.262	230.2	17:27:09.368	11		1:33.144	23.101	41.231	28.809	230.2	17:24:00.169
12		1:33.460	23.087	41.320	29.053	230.2	17:28:42.828	12		1:39.873 P	22.924	42.380	34.569	228.8	17:25:40.042
13		1:33.210	23.024	41.058	29.128	230.7	17:30:16.038	13		2:40.353	1:30.130	41.360	28.863	207.2	17:28:20.395
14		1:33.446	23.039	41.360	29.047	230.2	17:31:49.484	14		1:33.104	22.961	40.915	29.228	231.7	17:29:53.499
15		1:36.334	23.201	43.097	29.033	230.2	17:33:24.815	15		1:33.118	23.035	41.232	28.851	230.2	17:31:26.617
16		1:32.817	23.019	41.001	28.797	231.2	17:34:57.632	16		1:32.607	22.866	41.002	28.739	228.8	17:32:59.224
17		1:33.753	22.898	41.569	29.286	231.2	17:36:31.385	17		1:32.509	22.791	40.955	28.763	229.7	17:34:31.733
18		1:39.064 P	23.129	41.166	34.769	230.7	17:38:10.449	18		1:32.782	22.809	41.126	28.847	230.7	17:36:04.515
19		2:48.202	1:37.878	41.268	29.056	227.3	17:40:58.651	19		1:32.700	22.778	41.122	28.800	231.2	17:37:37.215
20		1:33.396	22.939	41.572	28.885	231.2	17:42:32.047	20		1:33.116	22.990	41.268	28.858	229.2	17:39:10.331
21		1:33.006	22.997	41.083	28.926	231.2	17:44:05.053	21		1:32.700	22.879	41.059	28.762	229.7	17:40:43.031
22		1:33.945	22.893	41.009	30.043	231.2	17:45:38.998	22		1:33.004	22.982	41.186	28.836	229.7	17:42:16.035
23		2:03.242 P	27.614	46.754	48.844	180.6	17:47:42.210	23		1:32.519	22.762	40.948	28.809	230.2	17:43:48.554

38							61								
Nicolò Rosi							Jean-Claude Saada								
Ferrari 296 GT3							Ferrari 488 GT3 MY 2020								
PROAM			Niccolò Schirò		Kessel Racing		AM*			Conrad Grunewald		AF Corse			
Lap	D	Time	Sector 1	Sector 2	Sector 3	T. Spd	Elapsed	Lap	D	Time	Sector 1	Sector 2	Sector 3	T. Spd	Elapsed

1		17:07:14.994	17:06:04.056	41.692	29.246	227.3	17:07:14.994	1		17:07:30.477	17:06:17.500	43.024	29.953	214.2	17:07:30.477
2		1:33.348	23.319	41.072	28.957	233.2	17:08:48.342	2		1:34.792	23.607	41.605	29.580	228.8	17:09:05.269
3		1:32.302	22.830	40.731	28.741	233.7	17:10:20.644	3		1:34.618	23.445	41.829	29.344	224.0	17:10:39.887
4		1:32.724	23.133	40.674	28.914	232.7	17:11:53.365	4		1:34.348	23.387	41.429	29.502	228.8	17:12:14.205
5		1:38.140 P	23.042	41.064	34.034	233.7	17:13:31.505	5		1:33.725	23.104	41.265	29.356	227.8	17:13:47.930
6		2:43.669	1:32.220	41.492	29.957	231.7	17:16:15.174	6		1:36.024	23.048	41.856	30.117	230.7	17:15:22.951
7		1:31.467	22.760	40.560	28.147	234.2	17:17:46.641	7		1:34.168	23.165	41.441	29.562	231.7	17:16:57.119
8		1:32.403	22.497	40.703	28.903	235.2	17:19:18.744	8		1:37.163	23.177	44.082	29.904	227.3	17:18:34.282
9		1:30.831	22.627	40.181	28.023	234.7	17:20:49.575	9		1:34.827	23.400	41.528	29.899	232.7	17:20:09.109
10		1:30.608	22.466	40.113	28.029	235.8	17:22:20.183	10		1:33.539	23.036	41.004	29.499	226.4	17:21:42.648
11		1:30.604	22.449	40.114	28.041	236.8	17:23:50.787	11		1:33.747	23.058	41.275	29.384	235.8	17:23:16.365
12		1:30.724	22.441	40.048	28.235	236.3	17:25:21.511	12		1:43.372 P	23.557	43.376	36.439	233.7	17:24:59.737
13		1:30.659	22.426	39.980	28.253	235.2	17:26:52.170	13		2:51.230	1:40.447	41.448	29.335	225.9	17:27:50.967
14		1:44.991	22.427	44.616	37.948	236.8	17:28:37.161	14		1:33.058	23.106	40.887	29.065	230.2	17:29:24.025
15		1:33.094	22.706	40.747	29.641	233.2	17:30:10.255	15		1:41.806 P	23.033	41.140	37.633	230.7	17:31:05.831
16		1:30.955	22.576	40.190	28.189	234.7	17:31:41.210	16		2:20.957	1:10.245	41.414	29.298	223.6	17:33:26.788
17		1:30.647	22.410	40.072	28.165	235.2	17:33:11.857	17		1:33.442	22.977	41.118	29.347	231.2	17:35:00.230
18		1:45.254 P	22.473	44.448	38.333	235.2	17:34:57.111	18		1:33.518	22.909	41.120	29.489	226.4	17:36:33.748
								19		1:33.307	22.970	41.051	29.286	226.8	17:38:07.055
								20		1:33.065	22.906	40.835	29.324	230.2	17:39:40.120
								21		1:33.792	22.997	41.243	29.552	227.8	17:41:13.912
								22		1:33.803	23.062	41.228	29.513	225.9	17:42:47.715
								23		1:33.508	22.950	40.949	29.609	230.7	17:44:21.223
								24		1:33.563	23.112	41.054	29.397	230.7	17:45:54.786
								25		1:48.051 P	23.628	43.535	40.888	231.2	17:47:42.837





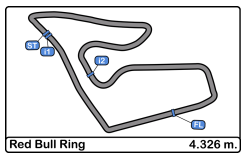
Red Bull Ring
International GT Open
Free Practice - 3
Lap Analysis



65 Heiko Neumann Mercedes AMG GT3 2020							84 Andrew Gilbert McLaren 720S GT3								
AM Timo Rumpfkeil			Team Motopark				PROAM			Fran Rueda Altitude Racing by Optimum					
Lap	D	Time	Sector 1	Sector 2	Sector 3	T. Spd	Elapsed	Lap	D	Time	Sector 1	Sector 2	Sector 3	T. Spd	Elapsed
1		17:06:51.194	17:05:37.383	40.785	33.026	229.2	17:06:51.194	1		17:06:57.190	17:05:46.962	41.602	28.626	219.9	17:06:57.190
2		1:32.169	22.731	40.683	28.755	233.7	17:08:23.363	2		1:32.398	22.950	40.673	28.775	232.2	17:08:29.588
3		1:31.951	22.743	40.686	28.522	234.7	17:09:55.314	3		1:32.414	22.774	40.758	28.882	234.7	17:10:02.002
4		1:31.370	22.782	40.335	28.253	234.7	17:11:26.684	4		1:31.759	22.653	40.500	28.606	235.2	17:11:33.761
5		1:31.050	22.619	40.266	28.165	235.8	17:12:57.734	5		1:31.399	22.530	40.424	28.445	237.3	17:13:05.160
6		1:56.020	22.372	40.021	53.627	235.8	17:14:53.754	6		1:36.693	23.335	42.017	31.341	236.8	17:14:41.853
7		1:33.087	22.708	41.606	28.773	234.7	17:16:26.841	7		1:51.603	23.754	56.834	31.015	234.2	17:16:33.456
8		1:31.223	22.525	40.331	28.367	234.2	17:17:58.064	8		1:41.740	29.195	2:12.402	30.143	180.6	17:19:45.196
9		1:37.025 P	22.273	41.412	33.340	235.8	17:19:35.089	9		1:33.272	22.892	40.988	29.392	233.7	17:21:18.468
10		1:45.759	4:05.384	41.811	28.564	224.0	17:24:50.848	10		1:32.066	22.870	40.898	29.198	234.2	17:22:51.434
11		1:31.398	22.853	40.186	28.359	233.2	17:26:22.246	11		1:32.746	22.730	41.083	28.933	234.2	17:24:24.180
12		1:30.678	22.414	39.912	28.352	235.2	17:27:52.924	12		1:32.646	22.615	41.227	28.804	234.7	17:25:56.826
13		1:34.425	22.495	40.180	31.750	235.8	17:29:27.349	13		1:32.354	22.744	40.718	28.892	234.7	17:27:29.180
14		1:30.853	22.223	40.244	28.386	235.2	17:30:58.202	14		1:31.822	22.584	40.549	28.689	234.7	17:29:01.002
15		1:30.377	22.406	39.838	28.133	234.7	17:32:28.579	15		1:31.842	22.392	40.602	28.848	235.8	17:30:32.844
16		1:36.426 P	22.481	40.894	33.051	237.3	17:34:05.005	16		1:41.781 P	22.563	42.786	36.432	234.7	17:32:14.625
17		2:45.846 P	1:32.759	40.967	32.120	232.2	17:36:50.851	17		2:50.995	1:37.039	42.419	31.537	229.7	17:35:05.620
18		1:09.455	5:57.230	43.144	29.081	195.2	17:44:00.306	18		1:32.534	22.715	40.915	28.904	234.2	17:36:38.154
19		1:32.498	23.243	40.649	28.306	230.2	17:45:32.504	19		1:32.504	22.822	40.811	28.871	234.2	17:38:10.658
20		1:39.592 P	23.244	43.356	32.992	202.2	17:47:12.096	20		1:32.429	22.726	40.799	28.904	235.2	17:39:43.087

66 Stewart Proctor McLaren 720S GT3							88 Gino Forgione Ferrari 488 GT3 MY 2020								
PROAM Lewis Proctor			Greystone GT				AM* Andrea Montermini			AF Corse					
Lap	D	Time	Sector 1	Sector 2	Sector 3	T. Spd	Elapsed	Lap	D	Time	Sector 1	Sector 2	Sector 3	T. Spd	Elapsed
1		17:06:47.396	17:05:32.338	44.345	30.713	221.3	17:06:47.396	1		17:07:25.445	17:06:10.413	44.915	30.117	214.7	17:07:25.445
2		1:35.954	23.147	42.193	30.614	232.7	17:08:23.350	2		1:33.255	23.071	40.997	29.187	232.2	17:08:58.700
3		1:34.629	23.479	41.443	29.707	232.7	17:09:57.979	3		1:35.294	22.783	43.430	29.081	233.2	17:10:33.994
4		1:32.840	22.678	40.687	29.475	235.2	17:11:30.819	4		1:32.540	22.678	41.122	28.740	233.7	17:12:06.534
5		1:33.974	22.920	41.042	30.012	235.8	17:13:04.793	5		1:32.858	22.942	41.137	28.779	232.7	17:13:39.392
6		1:36.951	23.452	41.726	31.773	236.3	17:14:41.744	6		1:33.155	22.787	41.121	29.247	233.2	17:15:12.547
7		1:38.308	26.092	42.097	30.119	202.2	17:16:20.052	7		1:36.459 P	22.804	40.989	32.666	233.2	17:16:49.006
8		1:33.169	22.684	40.980	29.505	236.3	17:17:53.221	8		1:31.474	2:16.402	45.419	29.650	225.0	17:20:20.477
9		1:35.211	22.620	42.815	29.776	235.8	17:19:28.432	9		1:33.067	22.764	41.185	29.118	232.7	17:21:53.544
10		1:32.758	22.458	41.145	29.155	235.8	17:21:01.190	10		1:31.725	22.559	40.664	28.502	233.2	17:23:25.269
11		1:40.821 P	22.815	40.931	37.075	235.2	17:22:42.011	11		1:32.095	22.703	40.470	28.922	235.2	17:24:57.364
12		3:31.840	1:36.000	1:26.026	29.814	201.4	17:26:13.851	12		1:38.876	22.766	40.608	35.502	233.7	17:26:36.240
13		1:31.936	22.578	40.355	29.003	234.7	17:27:45.787	13		1:31.867	22.761	40.673	28.433	232.7	17:28:08.107
14		1:32.062	22.529	40.514	29.019	235.8	17:29:17.849	14		1:31.960	22.646	40.772	28.542	233.7	17:29:40.067
15		1:34.359	22.536	42.431	29.392	235.8	17:30:52.208	15		1:32.042	22.693	40.672	28.677	232.7	17:31:12.109
16		1:33.026	22.702	40.750	29.574	236.3	17:32:25.234	16		1:33.485	22.627	40.732	30.126	233.2	17:32:45.594
17		1:33.985	22.661	41.509	29.815	236.3	17:33:59.219	17		1:40.376	26.798	44.595	28.983	178.2	17:34:25.970
18		1:32.626	22.843	40.780	29.003	234.7	17:35:31.845	18		1:32.091	22.579	40.760	28.752	233.2	17:35:58.061
19		1:31.872	22.504	40.305	29.063	235.8	17:37:03.717	19		1:32.120	22.742	40.636	28.742	233.2	17:37:30.181
20		1:32.890	22.511	41.249	29.130	237.3	17:38:36.607	20		1:31.481	22.414	40.551	28.516	234.2	17:39:01.662
21		1:32.047	22.622	40.444	28.981	235.8	17:40:08.654	21		1:31.885	22.648	40.761	28.476	233.7	17:40:33.547
22		1:31.345	22.368	40.132	28.845	235.8	17:41:39.999	22		1:31.353	22.365	40.469	28.519	234.2	17:42:04.900
23		1:34.740	24.678	40.973	29.089	232.2	17:43:14.739	23		1:31.733	22.460	40.720	28.553	233.7	17:43:36.633
24		1:32.442	22.637	40.599	29.206	235.8	17:44:47.181	24		1:42.107 P	23.875	44.376	33.856	203.7	17:45:18.740
25		1:31.998	22.551	40.654	28.793	235.8	17:46:19.179								
26		1:39.778 P	23.126	40.978	35.674	219.0	17:47:58.957								





Red Bull Ring
International GT Open
Free Practice - 3
Lap Analysis



91 Ernst Kirchmayr Ferrari 488 GT3 Evo **786** Kiki Sak Nana Mercedes AMG GT3 2023

AM Philipp Baron Team Baron Motorsport							AM Adam Osieka GetSpeed								
Lap	D	Time	Sector 1	Sector 2	Sector 3	T. Spd	Elapsed	Lap	D	Time	Sector 1	Sector 2	Sector 3	T. Spd	Elapsed
1		17:08:27.732	17:07:05.769	50.831	31.132	191.4	17:08:27.732	1		17:06:38.808	17:05:27.831	41.066	29.911	225.9	17:06:38.808
2		1:33.404	22.813	40.306	30.285	232.2	17:10:01.136	2		1:32.125	22.760	40.394	28.971	231.7	17:08:10.933
3		1:31.347	22.638	40.265	28.414	234.2	17:11:32.453	3		1:31.450	22.614	40.477	28.359	233.2	17:09:42.383
4		1:32.239	22.544	40.339	29.356	234.7	17:13:04.692	4		1:31.241	22.675	40.432	28.134	233.2	17:11:13.624
5		1:44.268	22.700	49.862	31.706	227.8	17:14:48.960	5		1:31.079	22.592	40.313	28.174	233.2	17:12:44.703
6		1:31.870	22.670	40.497	28.703	234.2	17:16:20.830	6		1:31.207	22.675	40.342	28.190	233.2	17:14:15.910
7		1:39.360 P	22.533	40.773	36.054	236.8	17:18:00.190	7		1:31.170	22.470	40.425	28.275	233.2	17:15:47.080
8		2:47.857	1:36.983	42.442	28.432	231.2	17:20:48.047	8		1:31.169	22.504	40.282	28.383	234.7	17:17:18.249
9		1:30.888	22.714	40.043	28.131	233.2	17:22:18.935	9		1:38.483 P	22.591	41.801	34.091	233.7	17:18:56.732
10		1:30.529	22.526	39.967	28.036	232.7	17:23:49.464	10		2:46.908	1:36.641	41.433	28.834	229.7	17:21:43.640
11		1:30.084	22.379	39.697	28.008	236.3	17:25:19.548	11		1:32.976	22.788	41.123	29.065	234.2	17:23:16.616
12		1:37.266	24.698	42.387	30.181	191.1	17:26:56.814	12		1:36.793	23.474	43.403	29.916	224.5	17:24:53.409
13		1:30.655	22.379	39.935	28.341	235.8	17:28:27.469	13		1:32.235	22.807	40.678	28.750	233.2	17:26:25.644
14		1:34.094 P	22.366	40.246	31.482	235.8	17:30:01.563	14		1:32.597	23.175	40.878	28.544	232.7	17:27:58.241
15		3:59.265	2:45.754	43.944	29.567	227.8	17:34:00.828	15		1:32.463	22.827	40.775	28.861	232.7	17:29:30.704
16		1:32.247	22.963	40.679	28.605	231.2	17:35:33.075	16		1:32.692	22.925	41.030	28.737	232.7	17:31:03.396
17		1:31.915	22.594	40.730	28.591	234.2	17:37:04.990	17		1:32.615	22.832	41.098	28.685	233.7	17:32:36.011
18		1:32.120	22.557	40.914	28.649	233.7	17:38:37.110	18		1:32.736	22.847	41.016	28.873	233.2	17:34:08.747
19		1:32.126	22.799	40.771	28.556	232.7	17:40:09.236	19		1:32.866	22.947	41.212	28.707	233.2	17:35:41.613
20		1:31.740	22.621	40.668	28.421	233.2	17:41:40.946	20		1:32.469	22.941	40.905	28.623	233.7	17:37:14.082
21		1:36.369	25.985	41.801	28.583	225.4	17:43:17.315	21		1:32.049	22.774	40.661	28.614	234.7	17:38:46.131
22		1:31.214	22.511	40.369	28.334	234.7	17:44:48.529	22		1:33.766	24.151	40.923	28.692	232.2	17:40:19.897
23		1:36.877 P	22.601	40.370	33.906	234.7	17:46:25.406	23		1:32.372	22.830	40.929	28.613	233.7	17:41:52.269

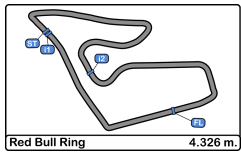
777 Marcin Jedliński Audi R8 LMS 2018

PROAM Karol Basz Olimp Racing							Axel Blom Mercedes AMG GT3 2023								
Lap	D	Time	Sector 1	Sector 2	Sector 3	T. Spd	Elapsed	Lap	D	Time	Sector 1	Sector 2	Sector 3	T. Spd	Elapsed
1		17:08:32.597	17:07:20.892	42.075	29.630	225.4	17:08:32.597	24		1:33.184	23.361	41.038	28.785	233.2	17:43:25.453
2		1:32.189	22.984	40.692	28.513	233.2	17:10:04.786	25		1:32.699	22.933	40.932	28.834	233.2	17:44:58.152
3		1:31.063	22.599	40.253	28.211	235.2	17:11:35.849	26		1:32.713	22.907	41.117	28.689	233.2	17:46:30.865
4		1:31.464	22.655	40.621	28.185	236.8	17:13:07.310	27		1:40.174 P	24.264	41.060	34.850	232.7	17:48:11.039

911 Steve Jans Mercedes AMG GT3 2023

PROAM Steve Jans							Axel Blom Mercedes AMG GT3 2023								
Lap	D	Time	Sector 1	Sector 2	Sector 3	T. Spd	Elapsed	Lap	D	Time	Sector 1	Sector 2	Sector 3	T. Spd	Elapsed
1		17:06:42.019	17:05:32.562	41.023	28.434	227.8	17:06:42.019	1		17:06:42.019	17:05:32.562	41.023	28.434	227.8	17:06:42.019
2		1:31.692	22.599	40.351	28.742	233.7	17:08:13.711	2		1:31.692	22.599	40.351	28.742	233.7	17:08:13.711
3		1:31.146	22.579	40.354	28.213	235.2	17:09:44.857	3		1:31.146	22.579	40.354	28.213	235.2	17:09:44.857
4		1:31.172	22.562	40.392	28.218	234.7	17:11:16.029	4		1:31.172	22.562	40.392	28.218	234.7	17:11:16.029
5		1:31.353	22.543	40.584	28.226	235.2	17:12:47.382	5		1:31.353	22.543	40.584	28.226	235.2	17:12:47.382
6		1:40.876 P	22.473	40.730	37.673	235.2	17:14:28.258	6		1:40.876 P	22.473	40.730	37.673	235.2	17:14:28.258
7		6:16.333	5:07.256	40.853	28.224	227.8	17:20:44.591	7		6:16.333	5:07.256	40.853	28.224	227.8	17:20:44.591
8		1:30.743	22.562	40.142	28.039	232.2	17:22:15.334	8		1:30.743	22.562	40.142	28.039	232.2	17:22:15.334
9		1:30.535	22.462	40.087	27.986	233.7	17:23:45.869	9		1:30.535	22.462	40.087	27.986	233.7	17:23:45.869
10		1:30.398	22.393	39.991	28.014	234.2	17:25:16.267	10		1:30.398	22.393	39.991	28.014	234.2	17:25:16.267
11		1:31.147	22.466	40.020	28.631	235.2	17:26:47.384	11		1:31.147	22.466	40.020	28.631	235.2	17:26:47.384
12		1:30.847	22.441	40.195	28.211	234.7	17:28:18.231	12		1:30.847	22.441	40.195	28.211	234.7	17:28:18.231
13		1:39.738 P	22.580	41.434	35.724	234.2	17:29:57.969	13		1:39.738 P	22.580	41.434	35.724	234.2	17:29:57.969
14		4:42.785	3:24.826	46.880	31.079	166.6	17:34:40.754	14		4:42.785	3:24.826	46.880	31.079	166.6	17:34:40.754
15		1:30.914	22.552	40.244	28.118	232.7	17:36:11.668	15		1:30.914	22.552	40.244	28.118	232.7	17:36:11.668
16		1:30.536	22.447	40.056	28.033	235.2	17:37:42.204	16		1:30.536	22.447	40.056	28.033	235.2	17:37:42.204
17		1:36.852	22.403	40.150	34.299	235.8	17:39:19.056	17		1:36.852	22.403	40.150	34.299	235.8	17:39:19.056
18		1:30.488	22.431	40.135	27.922	235.2	17:40:49.544	18		1:30.488	22.431	40.135	27.922	235.2	17:40:49.544
19		1:30.225	22.318	39.983	27.924	235.2	17:42:19.769	19		1:30.225	22.318	39.983	27.924	235.2	17:42:19.769
20		1:37.804	22.457	42.504	32.843	235.8	17:43:57.573	20		1:37.804	22.457	42.504	32.843	235.8	17:43:57.573
21		1:44.774 P	22.445	45.665	36.664	229.7	17:45:42.347	21		1:44.774 P	22.445	45.665	36.664	229.7	17:45:42.347





Red Bull Ring
International GT Open
Free Practice - 3
Lap Analysis



007

Jahid Fazal-Karim

Aston Martin GT3 AMR MY2019

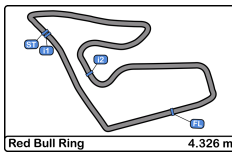
AM

Pascal Bachmann

Street-Art Racing

Lap	D	Time	Sector 1	Sector 2	Sector 3	T. Spd	Elapsed
1		17:07:45.643	17:06:34.124	41.710	29.809	225.9	17:07:45.643
2		1:33.793	23.608	41.167	29.018	229.7	17:09:19.436
3		1:33.295	23.282	40.980	29.033	231.7	17:10:52.731
4		1:33.487	23.055	41.032	29.400	232.2	17:12:26.218
5		1:33.475	23.165	40.761	29.549	232.2	17:13:59.693
6		1:32.927	23.010	40.912	29.005	232.7	17:15:32.620
7		1:32.983	22.970	40.836	29.177	233.2	17:17:05.603
8		1:34.836	23.016	42.418	29.402	233.2	17:18:40.439
9		1:32.489	22.793	40.685	29.011	233.7	17:20:12.928
10		1:39.889 P	22.869	41.453	35.567	234.7	17:21:52.817
11		3:11.590	1:51.944	42.895	36.751	217.3	17:25:04.407
12		1:44.719	26.816	44.474	33.429		17:26:49.126
13		1:36.421	24.411	42.100	29.910	228.8	17:28:25.547
14		1:36.166	23.400	42.592	30.174	236.3	17:30:01.713
15		2:24.779	23.430	1:24.682	36.667		17:32:26.492
16		1:37.948	23.278	41.839	32.831	233.7	17:34:04.440
17		1:34.787	23.421	41.698	29.668	230.7	17:35:39.227
18		1:33.544	23.132	41.211	29.201	233.7	17:37:12.771
19		1:33.058	22.873	40.988	29.197	233.2	17:38:45.829
20		1:37.946	25.582	43.031	29.333	199.2	17:40:23.775
21		1:32.675	22.894	40.846	28.935	232.7	17:41:56.450
22		1:37.165	24.995	42.864	29.306	210.1	17:43:33.615
23		1:34.139	23.128	41.902	29.109	237.8	17:45:07.754
24		1:42.728 P	23.485	41.091	38.152	232.2	17:46:50.482



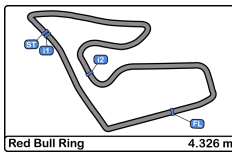


Red Bull Ring
International GT Open
Free Practice - 3
Best Sectors Results



Sector - 1			Sector - 2			Sector - 3			Ideal Lap vs Best Lap		
Clas	Nº Driver	Time	Nº Driver	Time	Nº Driver	Time	Clas	Nº Driver	Ideal Lap	Best Lap	Clas
1	65 Neumann - Rumpfkeil	22.223	91 Kirchmayr - Baron	39.697	777 Jedliński - Basz	27.624	1	91 Kirchmayr - Baron	1:30.071	1:30.084	1
2	911 Blom - Jans	22.318	65 Neumann - Rumpfkeil	39.838	911 Blom - Jans	27.922	2	777 Jedliński - Basz	1:30.169	1:30.532	4
3	8 Giuseppe Cipriani	22.357	38 Rosi - Schirò	39.980	91 Kirchmayr - Baron	28.008	3	65 Neumann - Rumpfkeil	1:30.194	1:30.377	2
4	88 Forgione - Montermini	22.365	911 Blom - Jans	39.983	38 Rosi - Schirò	28.023	4	911 Blom - Jans	1:30.223	1:30.398	3
5	91 Kirchmayr - Baron	22.366	8 Giuseppe Cipriani	40.051	27 Pulcini - Cheever III	28.048	5	38 Rosi - Schirò	1:30.413	1:30.647	5
6	66 Proctor - Proctor	22.368	27 Pulcini - Cheever III	40.055	8 Giuseppe Cipriani	28.058	6	8 Giuseppe Cipriani	1:30.466	1:30.667	6
7	27 Pulcini - Cheever III	22.372	66 Proctor - Proctor	40.132	25 Cozzi - Sernagiotto	28.094	7	27 Pulcini - Cheever III	1:30.475	1:30.822	7
8	777 Jedliński - Basz	22.384	777 Jedliński - Basz	40.161	65 Neumann - Rumpfkeil	28.133	8	25 Cozzi - Sernagiotto	1:30.780	1:31.187	9
9	84 Gilbert - Rueda	22.392	25 Cozzi - Sernagiotto	40.266	786 Kiki - Osieka	28.134	9	786 Kiki - Osieka	1:30.886	1:31.079	8
10	38 Rosi - Schirò	22.410	786 Kiki - Osieka	40.282	5 Jedliński - Korzeniowski	28.211	10	5 Jedliński - Korzeniowski	1:31.212	1:31.496	13
11	25 Cozzi - Sernagiotto	22.420	84 Gilbert - Rueda	40.424	88 Forgione - Montermini	28.433	11	84 Gilbert - Rueda	1:31.261	1:31.399	12
12	786 Kiki - Osieka	22.470	5 Jedliński - Korzeniowski	40.442	84 Gilbert - Rueda	28.445	12	88 Forgione - Montermini	1:31.267	1:31.353	11
13	5 Jedliński - Korzeniowski	22.559	88 Forgione - Montermini	40.469	54 Müller - Mettler	28.739	13	66 Proctor - Proctor	1:31.293	1:31.345	10
14	54 Müller - Mettler	22.762	007 Fazal-Karim - Bachmann	40.685	66 Proctor - Proctor	28.793	14	007 Fazal-Karim - Bachmann	1:32.413	1:32.675	15
15	007 Fazal-Karim - Bachmann	22.793	61 Saada - Grunewald	40.835	33 Pavlović - Jao-Javanil	28.797	15	54 Müller - Mettler	1:32.416	1:32.497	14
16	33 Pavlović - Jao-Javanil	22.893	54 Müller - Mettler	40.915	007 Fazal-Karim - Bachmann	28.935	16	33 Pavlović - Jao-Javanil	1:32.691	1:32.817	16
17	61 Saada - Grunewald	22.906	33 Pavlović - Jao-Javanil	41.001	61 Saada - Grunewald	29.065	17	61 Saada - Grunewald	1:32.806	1:33.058	17



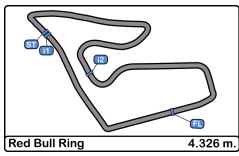


Red Bull Ring
International GT Open
Free Practice - 3
Best 5 Lap Times



Cl	N°	Entrant/Team	Nat	Driver 1	Nat	Driver 2	Nat	Vehicle	Cat	Cl	Best 1		Best 2		Best 3		Best 4		Best 5	
											Time	Lap	Time	Lap	Time	Lap	Time	Lap	Time	Lap
1	91	Team Baron Motorsport	AUT	Ernst Kirchmayr	AUT	Philipp Baron	AUT	Ferrari 488 GT3 Evo	AM	1	1:30.084	11	1:30.529	10	1:30.655	13	1:30.888	9	1:31.214	22
2	65	Team Motopark	DEU	Heiko Neumann	DEU	Timo Rumpfkeil	DEU	Mercedes AMG GT3 2020	AM	2	1:30.377	15	1:30.678	12	1:30.853	14	1:31.050	5	1:31.223	8
3	911	GetSpeed	DEU	Axel Blom	FIN	Steve Jans	LUX	Mercedes AMG GT3 2023	PROAM	1	1:30.398	10	1:30.488	18	1:30.535	9	1:30.536	16	1:30.743	8
4	777	Olimp Racing	POL	Marcin Jedliński	POL	Karol Basz	POL	Audi R8 LMS 2018	PROAM	2	1:30.532	15	1:30.898	14	1:30.970	10	1:31.063	3	1:31.426	9
5	38	Kessel Racing	CHE	Nicolò Rosi	CHE	Niccolò Schirò	ITA	Ferrari 296 GT3	PROAM	3	1:30.647	17	1:30.831	9	1:30.955	16	1:31.467	7	1:32.302	3
6	8	Il Barone Rampante	ITA	Giuseppe Cipriani	ITA		ITA	Lamborghini Huracan GT3 EVO	AM	3	1:30.667	11	1:31.017	12	1:31.527	7	1:32.303	3	1:33.422	2
7	27	AF Corse	ITA	Marco Pulcini	ITA	Eddie Cheever III	ITA	Ferrari 296 GT3	PROAM	4	1:30.822	14	1:30.878	25	1:30.901	18	1:31.350	13	1:32.079	5
8	786	GetSpeed	DEU	Kiki Sak Nana	THA	Adam Osieka	DEU	Mercedes AMG GT3 2023	AM	4	1:31.079	5	1:31.170	7	1:31.241	4	1:32.049	21	1:32.125	2
9	25	AF Corse	ITA	Alessandro Cozzi	ITA	Giorgio Sernagiotto	ITA	Ferrari 296 GT3	AM*	5	1:31.187	8	1:31.360	11	1:31.504	15	1:33.045	2	1:35.832	16
10	66	Greystone GT	GBR	Stewart Proctor	GBR	Lewis Proctor	GBR	McLaren 720S GT3	PROAM	5	1:31.345	22	1:31.872	19	1:31.936	13	1:31.998	25	1:32.047	21
11	88	AF Corse	ITA	Gino Forgione	CHE	Andrea Montermini	ITA	Ferrari 488 GT3 MY 2020	AM*	6	1:31.353	22	1:31.481	20	1:31.733	23	1:31.867	13	1:31.885	21
12	84	Altitude Racing by Optimum Motorsport	GBR	Andrew Gilbert	GBR	Fran Rueda	ESP	McLaren 720S GT3	PROAM	6	1:31.399	5	1:31.822	14	1:32.032	21	1:32.395	23	1:32.414	3
13	5	Olimp Racing	POL	Stanislaw Jedliński	POL	Krystian Korzeniowski	POL	Ferrari 296 GT3	AM	7	1:31.496	2	1:33.818	3	1:36.665	4	1:36.666	18	1:36.823	15
14	54	CBRX by SPS	DEU	Dexter Müller	CHE	Yannick Mettler	CHE	Mercedes AMG GT3	PROAM	7	1:32.497	24	1:32.519	23	1:32.607	16	1:32.700	19	1:32.700	21
15	007	Street-Art Racing	BEL	Jahid Fazal-Karim	FRA	Pascal Bachmann	CHE	Aston Martin GT3 AMR MY2019	AM	8	1:32.675	21	1:32.927	6	1:33.058	19	1:33.475	5	1:33.487	4
16	33	Bonaldi Motorsport	ITA	Miloš Pavlović	SRB	Sanporn Jao-Javanil	THA	Lamborghini Huracan GT3 EVO2	PROAM	8	1:32.817	16	1:33.006	21	1:33.210	13	1:33.289	8	1:33.357	9
17	61	AF Corse	ITA	Jean-Claude Saada	USA	Conrad Grunewald	USA	Ferrari 488 GT3 MY 2020	AM*	9	1:33.058	14	1:33.307	19	1:33.442	17	1:33.508	23	1:33.518	18



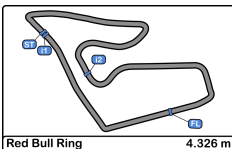


Red Bull Ring
International GT Open
Free Practice - 3
Best 5 Top Speeds



Cl	N°	Entrant/Team	Nat	Driver 1	Nat	Driver 2	Nat	Vehicle	Cat	Cl	Top 1		Top 2		Top 3		Top 4		Top 5		Avg
											Km/h	Lap	Km/h	Lap	Km/h	Lap	Km/h	Lap	Km/h	Lap	
1	777	Olimp Racing	POL	Marcin Jedliński	POL	Karol Basz	POL	Audi R8 LMS 2018	PROAM	1	238.4	7	237.3	5	237.3	15	236.8	4	236.8	6	237.3
2	007	Street-Art Racing	BEL	Jahid Fazal-Karim	FRA	Pascal Bachmann	CHE	Aston Martin GT3 AMR MY2019	AM	1	237.8	23	236.3	14	234.7	10	233.7	9	233.7	16	235.3
3	65	Team Motopark	DEU	Heiko Neumann	DEU	Timo Rumpfkeil	DEU	Mercedes AMG GT3 2020	AM	2	237.3	16	235.8	5	235.8	6	235.8	9	235.8	13	236.1
4	66	Greystone GT	GBR	Stewart Proctor	GBR	Lewis Proctor	GBR	McLaren 720S GT3	PROAM	2	237.3	20	236.3	6	236.3	8	236.3	16	236.3	17	236.5
5	84	Altitude Racing by Optimum Motorsport	GBR	Andrew Gilbert	GBR	Fran Rueda	ESP	McLaren 720S GT3	PROAM	3	237.3	5	236.8	6	235.8	15	235.2	4	235.2	20	236.1
6	8	Il Barone Rampante	ITA	Giuseppe Cipriani	ITA		ITA	Lamborghini Huracan GT3 EVO	AM	3	236.8	13	236.3	11	235.8	12	235.8	14	235.8	15	236.1
7	38	Kessel Racing	CHE	Nicolò Rosi	CHE	Niccolò Schirò	ITA	Ferrari 296 GT3	PROAM	4	236.8	11	236.8	14	236.3	12	235.8	10	235.2	8	236.2
8	91	Team Baron Motorsport	AUT	Ernst Kirchmayr	AUT	Philipp Baron	AUT	Ferrari 488 GT3 Evo	AM	4	236.8	7	236.3	11	235.8	13	235.8	14	234.7	4	235.9
9	61	AF Corse	ITA	Jean-Claude Saada	USA	Conrad Grunewald	USA	Ferrari 488 GT3 MY 2020	AM*	5	235.8	11	233.7	12	232.7	9	231.7	7	231.2	17	233.0
10	911	GetSpeed	DEU	Axel Blom	FIN	Steve Jans	LUX	Mercedes AMG GT3 2023	PROAM	5	235.8	17	235.8	20	235.2	3	235.2	5	235.2	6	235.4
11	25	AF Corse	ITA	Alessandro Cozzi	ITA	Giorgio Sernagiotto	ITA	Ferrari 296 GT3	AM*	6	235.2	13	234.2	16	233.7	3	233.7	9	233.7	10	234.1
12	27	AF Corse	ITA	Marco Pulcini	ITA	Eddie Cheever III	ITA	Ferrari 296 GT3	PROAM	6	235.2	6	235.2	8	235.2	17	235.2	19	234.7	11	235.1
13	88	AF Corse	ITA	Gino Forgione	CHE	Andrea Montermini	ITA	Ferrari 488 GT3 MY 2020	AM*	7	235.2	11	234.2	20	234.2	22	233.7	4	233.7	12	234.2
14	786	GetSpeed	DEU	Kiki Sak Nana	THA	Adam Osieka	DEU	Mercedes AMG GT3 2023	AM	8	234.7	8	234.7	21	234.2	11	233.7	9	233.7	17	234.2
15	5	Olimp Racing	POL	Stanislaw Jedliński	POL	Krystian Korzeniowski	CHE	Ferrari 296 GT3	AM	9	233.7	4	233.2	3	232.2	2	231.7	14	231.7	20	232.5
16	54	CBRX by SPS	DEU	Dexter Müller	CHE	Yannick Mettler	CHE	Mercedes AMG GT3	PROAM	7	231.7	14	231.2	19	230.7	10	230.7	18	230.7	25	231.0
17	33	Bonaldi Motorsport	ITA	Miloš Pavlović	SRB	Sanporn Jao-Javanil	THA	Lamborghini Huracan GT3 EVO2	PROAM	8	231.2	10	231.2	16	231.2	17	231.2	20	231.2	21	231.2





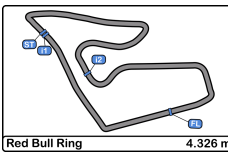
Red Bull Ring
International GT Open
Free Practice - 3
Fastest Laps Sequence



Red Bull Ring 4.326 m.

Lap	Time of Day	Session Time	N° Entrant/Team	Nat	Driver 1	Nat	Driver 2	Nat	Vehicle	Cat	Time	Km/h
2	17:08:10.933	3:10.933	786 GetSpeed	DEU	Kiki Sak Nana	ITA	Adam Osieka	DEU	Mercedes AMG GT3 2023	AM	1:32.125	169.0
2	17:08:13.711	3:13.711	911 GetSpeed	DEU	Axel Blom	FIN	Steve Jans	LUX	Mercedes AMG GT3 2023	PROAM	1:31.692	169.8
2	17:09:27.890	4:27.890	5 Olimp Racing	POL	Stanislaw Jedliński	POL	Krystian Korzeniowski	POL	Ferrari 296 GT3	AM	1:31.496	170.2
4	17:11:13.624	6:13.624	786 GetSpeed	DEU	Kiki Sak Nana	ITA	Adam Osieka	DEU	Mercedes AMG GT3 2023	AM	1:31.241	170.6
4	17:11:16.029	6:16.029	911 GetSpeed	DEU	Axel Blom	FIN	Steve Jans	LUX	Mercedes AMG GT3 2023	PROAM	1:31.172	170.8
3	17:11:35.849	6:35.849	777 Olimp Racing	POL	Marcin Jedliński	POL	Karol Basz	POL	Audi R8 LMS 2018	PROAM	1:31.063	171.0
5	17:12:57.734	7:57.734	65 Team Motopark	DEU	Heiko Neumann	DEU	Timo Rumpfkeil	DEU	Mercedes AMG GT3 2020	AM	1:31.050	171.0
9	17:20:49.575	15:49.575	38 Kessel Racing	CHE	Nicolò Rosi	CHE	Niccolò Schirò	ITA	Ferrari 296 GT3	PROAM	1:30.831	171.4
8	17:22:15.334	17:15.334	911 GetSpeed	DEU	Axel Blom	FIN	Steve Jans	LUX	Mercedes AMG GT3 2023	PROAM	1:30.743	171.6
9	17:23:45.869	18:45.869	911 GetSpeed	DEU	Axel Blom	FIN	Steve Jans	LUX	Mercedes AMG GT3 2023	PROAM	1:30.535	172.0
10	17:23:49.464	18:49.464	91 Team Baron Motorsport	AUT	Ernst Kirchmayr	AUT	Philipp Baron	AUT	Ferrari 488 GT3 Evo	AM	1:30.529	172.0
10	17:25:16.267	20:16.267	911 GetSpeed	DEU	Axel Blom	FIN	Steve Jans	LUX	Mercedes AMG GT3 2023	PROAM	1:30.398	172.2
11	17:25:19.548	20:19.548	91 Team Baron Motorsport	AUT	Ernst Kirchmayr	AUT	Philipp Baron	AUT	Ferrari 488 GT3 Evo	AM	1:30.084	172.8





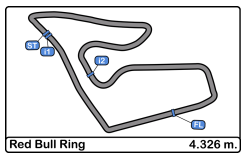
Red Bull Ring
International GT Open
Free Practice - 3



Event Best Maximum Speed

N°	Entrant/Team	Nat	Driver 1	Nat	Driver 2	Nat	Vehicle	Cat	Km/h	Session
84	Altitude Racing by Optimum Motorsport	GBR	Andrew Gilbert	GBR	Fran Rueda	ESP	McLaren 720S GT3	PROAM	242.6	Free Practice - 1
777	Olimp Racing	POL	Marcin Jedliński	POL	Karol Basz	POL	Audi R8 LMS 2018	PROAM	242.6	Free Practice - 2
69	Optimum Motorsport	GBR	Samuel De Haan	GBR	Charlie Fagg	GBR	McLaren 720S GT3	PRO	242.1	Free Practice - 1
66	Greystone GT	GBR	Stewart Proctor	GBR	Lewis Proctor	GBR	McLaren 720S GT3	PROAM	240.5	Free Practice - 1
91	Team Baron Motorsport	AUT	Ernst Kirchmayr	AUT	Philipp Baron	AUT	Ferrari 488 GT3 Evo	AM	240.5	Free Practice - 1
23	Eastalent-Racing	AUT	Simon Reicher	AUT	Christopher Haase	DEU	Audi R8 LMS GT3 Evo II	PRO	240.5	Free Practice - 1
88	AF Corse	ITA	Gino Forgione	CHE	Andrea Montermini	ITA	Ferrari 488 GT3 MY 2020	AM*	240.0	Free Practice - 1
65	Team Motopark	DEU	Heiko Neumann	DEU	Timo Rumpfkeil	DEU	Mercedes AMG GT3 2020	AM	239.4	Free Practice - 1
25	AF Corse	ITA	Alessandro Cozzi	ITA	Giorgio Sernagiotto	ITA	Ferrari 296 GT3	AM*	239.4	Free Practice - 2
61	AF Corse	ITA	Jean-Claude Saada	USA	Conrad Grunewald	USA	Ferrari 488 GT3 MY 2020	AM*	238.9	Free Practice - 1
17	Team Motopark	DEU	Diego Menchaca	MEX	Marcos Siebert	ARG	Mercedes AMG GT3 2020	PRO	238.9	Free Practice - 1
63	Oregon Team	ITA	Pierre Louis Chovet	FRA	Maximilian Paul	DEU	Lamborghini Huracan GT3 EVO2	PRO	238.4	Free Practice - 1
786	GetSpeed	DEU	Kiki Sak Nana	THA	Adam Osieka	DEU	Mercedes AMG GT3 2023	AM	238.4	Free Practice - 1
911	GetSpeed	DEU	Axel Blom	FIN	Steve Jans	LUX	Mercedes AMG GT3 2023	PROAM	238.4	Free Practice - 1
007	Street-Art Racing	BEL	Jahid Fazal-Karim	FRA	Pascal Bachmann	CHE	Aston Martin GT3 AMR MY2019	AM	238.4	Free Practice - 1
51	AF Corse	ITA	Nicola Marinangeli	ITA	Riccardo Agostini	ITA	Ferrari 296 GT3	PRO	238.4	Free Practice - 2
38	Kessel Racing	CHE	Nicolò Rosi	CHE	Niccolò Schirò	ITA	Ferrari 296 GT3	PROAM	238.4	Free Practice - 2
8	Il Barone Rampante	ITA	Giuseppe Cipriani	ITA		ITA	Lamborghini Huracan GT3 EVO	AM	237.8	Free Practice - 1
54	CBRX by SPS	DEU	Dexter Müller	CHE	Yannick Mettler	CHE	Mercedes AMG GT3	PROAM	237.8	Free Practice - 2
20	SPS Automotive Performance	DEU	Reece Barr	IRL	Mikaeel Pitamber	ZAF	Mercedes AMG GT3	PRO	237.3	Free Practice - 1
27	AF Corse	ITA	Marco Pulcini	ITA	Eddie Cheever III	ITA	Ferrari 296 GT3	PROAM	236.8	Free Practice - 2
19	Oregon Team	ITA	Pietro Perolini	ITA	Daan Arrow	NLD	Lamborghini Huracan GT3 EVO2	PRO	236.3	Free Practice - 1
33	Bonaldi Motorsport	ITA	Miloš Pavlović	SRB	Sanporn Jao-Javanil	THA	Lamborghini Huracan GT3 EVO2	PROAM	236.3	Free Practice - 1
6	GetSpeed	DEU	Anthony Bartone	USA	Aaron Walker	GBR	Mercedes AMG GT3 2023	PRO	235.8	Free Practice - 2
5	Olimp Racing	POL	Stanislaw Jedliński	POL	Krystian Korzeniowski	POL	Ferrari 296 GT3	AM	235.2	Free Practice - 2





Red Bull Ring
International GT Open
Free Practice - 3
Pit Stop Analysis



5 Stanislaw Jedliński Ferrari 296 GT3
 AM Krystian Korzeniowski Olimp Racing

N°	In Day Time	In Time	Out Time	Pit Time	T. Pit Time	Handicap	Diff.
1	17:12:33.605	17:12:33.605	17:14:45.260	2:11.655	2:11.655		
2	17:21:40.352	17:21:40.352	17:23:51.604	2:11.252	4:22.907		

8 Giuseppe Cipriani Lamborghini Huracan GT3 EVO
 AM II Barone Rampante

N°	In Day Time	In Time	Out Time	Pit Time	T. Pit Time	Handicap	Diff.
1	17:19:04.451	17:19:04.451	17:23:14.596	4:10.145	4:10.145		

25 Alessandro Cozzi Ferrari 296 GT3
 AM* Giorgio Sernagiotto AF Corse

N°	In Day Time	In Time	Out Time	Pit Time	T. Pit Time	Handicap	Diff.
1	17:17:15.611	17:17:15.611	17:19:53.465	2:37.854	2:37.854		

27 Marco Pulcini Ferrari 296 GT3
 PROAM Eddie Cheever III AF Corse

N°	In Day Time	In Time	Out Time	Pit Time	T. Pit Time	Handicap	Diff.
1	17:23:11.789	17:23:11.789	17:24:34.278	1:22.489	1:22.489		

33 Miloš Pavlović Lamborghini Huracan GT3 EVO2
 PROAM Sanporn Jao-Javanil Bonaldi Motorsport

N°	In Day Time	In Time	Out Time	Pit Time	T. Pit Time	Handicap	Diff.
1	17:17:52.332	17:17:52.332	17:19:19.551	1:27.219	1:27.219		
2	17:38:04.995	17:38:04.995	17:39:26.193	1:21.198	2:48.417		

38 Nicolò Rosi Ferrari 296 GT3
 PROAM Niccolò Schirò Kessel Racing

N°	In Day Time	In Time	Out Time	Pit Time	T. Pit Time	Handicap	Diff.
1	17:13:27.001	17:13:27.001	17:14:42.227	1:15.226	1:15.226		

54 Dexter Müller Mercedes AMG GT3
 PROAM Yannick Mettler CBRX by SPS

N°	In Day Time	In Time	Out Time	Pit Time	T. Pit Time	Handicap	Diff.
1	17:25:35.481	17:25:35.481	17:26:47.843	1:12.362	1:12.362		

61 Jean-Claude Saada Ferrari 488 GT3 MY 2020
 AM* Conrad Grunewald AF Corse

N°	In Day Time	In Time	Out Time	Pit Time	T. Pit Time	Handicap	Diff.
1	17:24:55.669	17:24:55.669	17:26:17.771	1:22.102	1:22.102		
2	17:31:00.888	17:31:00.888	17:31:53.845	52.957	2:15.059		

65 Heiko Neumann Mercedes AMG GT3 2020
 AM Timo Rumpfkeil Team Motopark

N°	In Day Time	In Time	Out Time	Pit Time	T. Pit Time	Handicap	Diff.
1	17:19:30.362	17:19:30.362	17:23:18.296	3:47.934	3:47.934		
2	17:34:00.217	17:34:00.217	17:35:16.028	1:15.811	5:03.745		
3	17:36:46.197	17:36:46.197	17:42:25.786	5:39.589	10:43.334		

66 Stewart Proctor McLaren 720S GT3
 PROAM Lewis Proctor Greystone GT

N°	In Day Time	In Time	Out Time	Pit Time	T. Pit Time	Handicap	Diff.
1	17:22:37.264	17:22:37.264	17:23:55.158	1:17.894	1:17.894		

84 Andrew Gilbert McLaren 720S GT3
 PROAM Fran Rueda Altitude Racing by Optimum Motorsport

N°	In Day Time	In Time	Out Time	Pit Time	T. Pit Time	Handicap	Diff.
1	17:32:10.026	17:32:10.026	17:33:27.626	1:17.600	1:17.600		

88 Gino Forgione Ferrari 488 GT3 MY 2020
 AM* Andrea Montermini AF Corse

N°	In Day Time	In Time	Out Time	Pit Time	T. Pit Time	Handicap	Diff.
1	17:16:44.400	17:16:44.400	17:18:43.731	1:59.331	1:59.331		

91 Ernst Kirchmayr Ferrari 488 GT3 Evo
 AM Philipp Baron Team Baron Motorsport

N°	In Day Time	In Time	Out Time	Pit Time	T. Pit Time	Handicap	Diff.
1	17:17:54.913	17:17:54.913	17:19:10.137	1:15.224	1:15.224		
2	17:29:56.887	17:29:56.887	17:32:25.330	2:28.443	3:43.667		

777 Marcin Jedliński Audi R8 LMS 2018
 PROAM Karol Basz Olimp Racing

N°	In Day Time	In Time	Out Time	Pit Time	T. Pit Time	Handicap	Diff.
1	17:23:55.803	17:23:55.803	17:25:09.878	1:14.075	1:14.075		
2	17:26:45.679	17:26:45.679	17:28:47.617	2:01.938	3:16.013		
3	17:39:28.022	17:39:28.022	17:39:48.573	20.551	3:36.564		
4	17:41:21.426	17:41:21.426	17:42:59.057	1:37.631	5:14.195		

786 Kiki Sak Nana Mercedes AMG GT3 2023
 AM Adam Osieka GetSpeed

N°	In Day Time	In Time	Out Time	Pit Time	T. Pit Time	Handicap	Diff.
1	17:18:52.039	17:18:52.039	17:20:10.718	1:18.679	1:18.679		

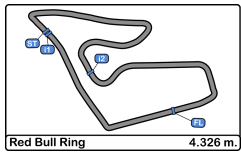
911 Axel Blom Mercedes AMG GT3 2023
 PROAM Steve Jans GetSpeed

N°	In Day Time	In Time	Out Time	Pit Time	T. Pit Time	Handicap	Diff.
1	17:14:23.630	17:14:23.630	17:19:05.193	4:41.563	4:41.563		
2	17:29:53.324	17:29:53.324	17:32:58.875	3:05.551	7:47.114		

007 Jahid Fazal-Karim Aston Martin GT3 AMR MY2019
 AM Pascal Bachmann Street-Art Racing

N°	In Day Time	In Time	Out Time	Pit Time	T. Pit Time	Handicap	Diff.
1	17:21:47.710	17:21:47.710	17:23:21.185	1:33.475	1:33.475		

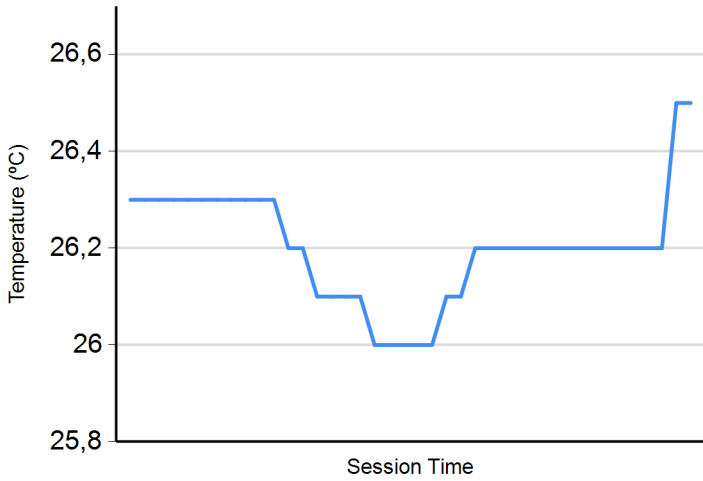




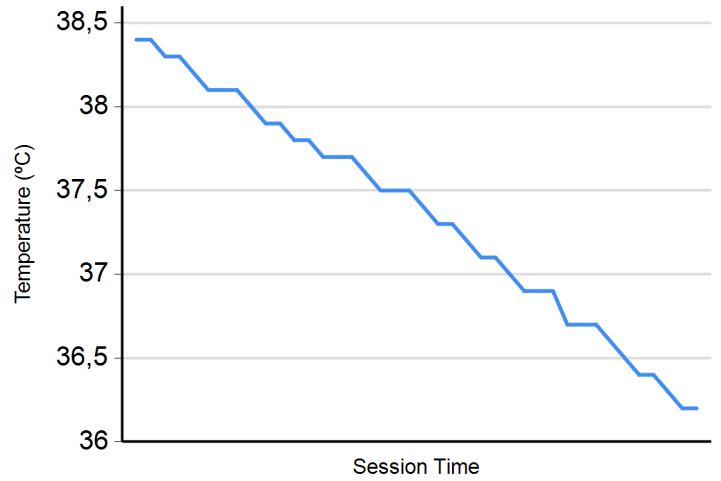
Red Bull Ring
International GT Open
Free Practice - 3
Weather Report



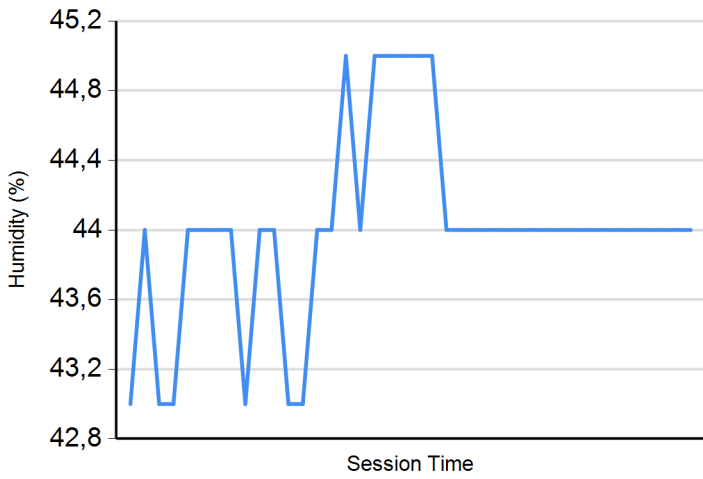
Air Temperature



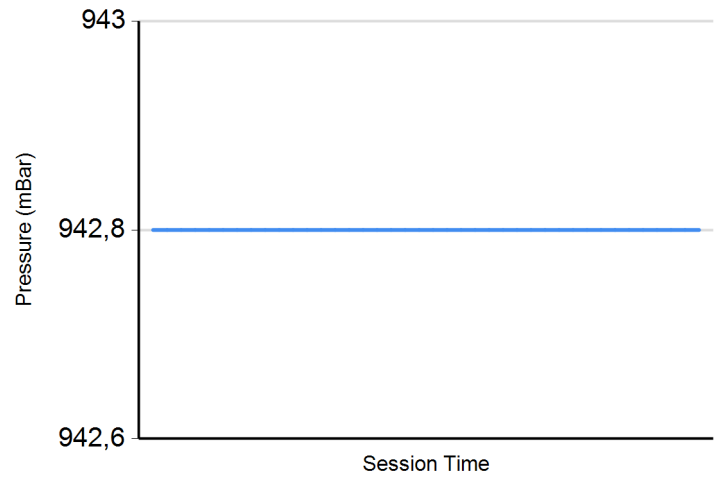
Track Temperature



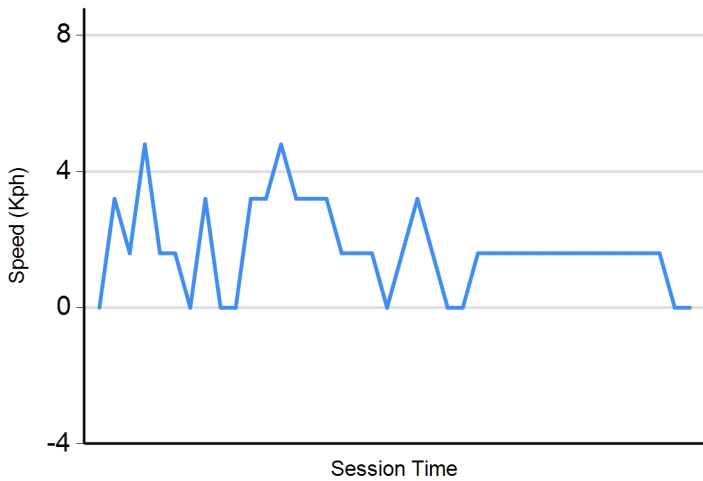
Humidity



Pressure



Wind Speed



Wind direction

