

Red Bull Ring
International GT Open
Race - 1
Provisional Results



Cls	N°	Entrant/Team	Nat	Driver 1	Nat	Driver 2	Nat	Vehicle	Cat	Cl	Laps	Total Time	Gap	Interval	Km/h	Best	Time	Km/h
1	63	Oregon Team	ITA	Pierre Louis Chovet	FRA	Maximilian Paul	DEU	Lamborghini Huracan GT3 EVO2	PRO	1	46	1:10:51.181			168.5	8	1:29.484	174.0
2	17	Team Motopark	DEU	Diego Menchaca	MEX	Marcos Siebert	ARG	Mercedes AMG GT3 2020	PRO	2	46	1:10:57.843	6.662	6.662	168.2	8	1:29.777	173.4
3	20	SPS Automotive Performance	DEU	Reece Barr	TAL	Mikaeel Pitamber	ZAF	Mercedes AMG GT3	PRO	3	46	1:11:09.499	18.318	11.656	167.7	25	1:30.141	172.7
4	51	AF Corse	ITA	Nicola Marinangeli	ITA	Riccardo Agostini	ITA	Ferrari 296 GT3	PRO	4	46	1:11:13.370	22.189	3.871	167.6	23	1:30.203	172.6
5	23	Eastalent-Racing	AUT	Simon Reicher	AUT	Christopher Haase	DEU	Audi R8 LMS GT3 Evo II	PRO	5	46	1:11:13.874	22.693	0.504	167.6	35	1:30.244	172.5
6	777	Olimp Racing	POL	Marcin Jedliński	POL	Karol Basz	POL	Audi R8 LMS 2018	PROAM	1	46	1:11:17.539	26.358	3.665	167.4	25	1:29.705	173.6
7	38	Kessel Racing	CHE	Nicolò Rosi	CHE	Niccolò Schirò	ITA	Ferrari 296 GT3	PROAM	2	46	1:11:37.303	46.122	19.764	166.7	24	1:30.536	172.0
8	27	AF Corse	ITA	Marco Pulcini	ITA	Eddie Cheever III	ITA	Ferrari 296 GT3	PROAM	3	46	1:11:38.298	47.117	0.995	166.6	27	1:30.087	172.8
9	911	GetSpeed	DEU	Axel Blom	FRA	Steve Jans	LUX	Mercedes AMG GT3 2023	PROAM	4	46	1:11:43.649	52.468	5.351	166.4	6	1:30.709	171.6
10	6 *	GetSpeed	DEU	Anthony Bartone	USA	Aaron Walker	GBR	Mercedes AMG GT3 2023	PRO	6	46	1:11:44.864	53.683	1.215	166.4	22	1:30.734	171.6
11	91	Team Baron Motorsport	AUT	Ernst Kirchmayr	AUT	Philipp Baron	GBR	Ferrari 488 GT3 Evo	AM	1	46	1:11:50.169	58.988	5.305	166.2	7	1:30.825	171.4
12	66	Greystone GT	GBR	Stewart Proctor	GBR	Lewis Proctor	GBR	McLaren 720S GT3	PROAM	5	46	1:11:50.907	59.726	0.738	166.1	24	1:29.696	173.6
13	65	Team Motopark	DEU	Heiko Neumann	DEU	Timo Rumpfkeil	DEU	Mercedes AMG GT3 2020	AM	2	46	1:11:54.362	1:03.181	3.455	166.0	25	1:30.854	171.4
14	54	CBRX by SPS	DEU	Dexter Müller	CHE	Yannick Mettler	CHE	Mercedes AMG GT3	PROAM	6	46	1:12:01.337	1:10.156	6.975	165.7	23	1:30.362	172.3
15	84	Altitude Racing by Optimum Motorsport	GBR	Andrew Gilbert	GBR	Fran Rueda	ESP	McLaren 720S GT3	PROAM	7	46	1:12:03.844	1:12.663	2.507	165.6	17	1:30.409	172.5
16	8	Il Barone Rampante	ITA	Giuseppe Cipriani	ITA	Giuseppe Cipriani	ITA	Lamborghini Huracan GT3 EVO	AM	3	46	1:12:04.542	1:13.361	0.698	165.6	12	1:31.326	170.5
17	61	AF Corse	ITA	Jean-Claude Saada	USA	Conrad Grunewald	USA	Ferrari 488 GT3 MY 2020	AM*	4	46	1:12:07.936	1:16.755	3.394	165.5	24	1:30.710	171.6
18	786	GetSpeed	DEU	Kiki Sak Nana	THA	Adam Osieka	DEU	Mercedes AMG GT3 2023	AM	5	46	1:12:16.008	1:24.827	8.072	165.2	24	1:31.010	171.1
19	33 *	Bonaldi Motorsport	ITA	Miloš Pavlović	SRB	Sanporn Jao-Javanil	THA	Lamborghini Huracan GT3 EVO2	PROAM	8	46	1:12:27.982	1:36.801	11.974	164.7	24	1:30.686	171.7
20	25	AF Corse	ITA	Alessandro Cozzi	ITA	Giorgio Sernagiotto	ITA	Ferrari 296 GT3	AM*	6	45	1:10:55.452	1 Lap	1 Lap	164.6	30	1:30.528	172.0
21	19	Oregon Team	ITA	Pietro Perolini	ITA	Daan Arrow	NLD	Lamborghini Huracan GT3 EVO2	PRO	7	45	1:11:48.927	1 Lap	53.475	162.6	4	1:30.338	172.3
22	5 *	Olimp Racing	POL	Stanislaw Jedliński	POL	Krystian Korzeniowski	POL	Ferrari 296 GT3	AM	7	45	1:12:24.261	1 Lap	35.334	161.3	9	1:30.971	171.1
23	007 *	Street-Art Racing	BEL	Jahid Fazal-Karim	FRA	Pascal Bachmann	CHE	Aston Martin GT3 AMR MY2019	AM	8	44	1:11:21.698	2 Laps	1 Lap	160.0	17	1:32.684	168.0
24	69 *	Optimum Motorsport	GBR	Samuel De Haan	GBR	Charlie Fagg	GBR	McLaren 720S GT3	PRO	8	41	1:03:24.091	5 Laps	3 Laps	167.8	24	1:29.835	173.3

Not classified: (Requirements: 75% of number laps of leader = 35 Laps)
 88 AF Corse Gino Forgione CHE Andrea Montermini ITA Ferrari 488 GT3 MY 2020 AM* 9 11 17:14.405 35 Laps 30 Laps 165.6 3 1:30.766 171.5

Fastest lap Chovet - Paul in 1:29.484 at 174.0 Km/h in lap 8

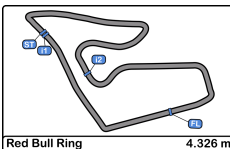
PRO	63	Oregon Team	ITA	Pierre Louis Chovet	FRA	Maximilian Paul	DEU	Lamborghini Huracan GT3 EVO2	8	1:29.484	174.0
PROAM	66	Greystone GT	GBR	Stewart Proctor	GBR	Lewis Proctor	GBR	McLaren 720S GT3	24	1:29.696	173.6
AM	25	AF Corse	ITA	Alessandro Cozzi	ITA	Giorgio Sernagiotto	ITA	Ferrari 296 GT3	30	1:30.528	172.0

*** PENALTIES**
 AFTER INVESTIGATION OF THE START - CAR 777 REPRIMAND TO THE DRIVER FOR BREAKING THE FORMATION
 CAR #6 - 5 SECONDS TIME PENALTY ADDED TO RACE TIME - ABUSING TRACK LIMITS

Published at:..... Track Temp: 39.8 °C Air Temp: 24.7 °C Humidity: 47 % Track Status: DRY

Race Director: Neus Santamaría Sanromà DPB-0819-ESP/CAT
Timekeeper: Luis García JOB-1605-ESP/M





Red Bull Ring
International GT Open
Race - 1



Provisional Results

CAR #5 - 5 SECONDS TIME PENALTY ADDED TO RACE TIME - ABUSING TRACK LIMITS

CAR #69 - 5 SECONDS TIME PENALTY ADDED TO RACE TIME - ABUSING TRACK LIMITS

CAR #5 - 10 SECONDS TIME PENALTY ADDED TO RACE TIME - ABUSING TRACK LIMITS

AFTER INVESTIGATION - INCIDENT CARS 19 AND 51 - REPRIMAND TO BOTH DRIVERS - DRIVING STANDARDS

CAR #007 - 5 SECONDS TIME PENALTY ADDED TO RACE TIME - ABUSING TRACK LIMITS

CAR #33 - 5 SECONDS TIME PENALTY ADDED TO RACE TIME - ABUSING TRACK LIMITS

Published at:.....

Track Temp: **39.8 °C** Air Temp: **24.7 °C** Humidity: **47 %** Track Status: **DRY**

Race Director:

Neus Santamaria Sanromà

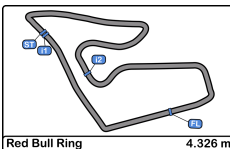
DPB-0819-ESP/CAT

Timekeeper:

Luis Garcia

JOB-1605-ESP/M





Red Bull Ring
International GT Open
Race - 1
Provisional Results by Category



PRO																		
Cls	N°	Entrant/Team	Nat	Driver 1	Nat	Driver 2	Nat	Vehicle	Cat	Cl	Laps	Total Time	Gap	Interval	Km/h	Best	Time	Km/h
1	63	Oregon Team	ITA	Pierre Louis Chovet	FRA	Maximilian Paul	DEU	Lamborghini Huracan GT3 EVO2	PRO	1	46	1:10:51.181			168.5	8	1:29.484	174.0
2	17	Team Motopark	DEU	Diego Menchaca	MEX	Marcos Siebert	ARG	Mercedes AMG GT3 2020	PRO	2	46	1:10:57.843	6.662	6.662	168.2	8	1:29.777	173.4
3	20	SPS Automotive Performance	ITA	Reece Barr	ITA	Mikaeel Pitamber	ZAF	Mercedes AMG GT3	PRO	3	46	1:11:09.499	18.318	11.656	167.7	25	1:30.141	172.7
4	51	AF Corse	ITA	Nicola Marinangeli	ITA	Riccardo Agostini	ITA	Ferrari 296 GT3	PRO	4	46	1:11:13.370	22.189	3.871	167.6	23	1:30.203	172.6
5	23	Eastalent-Racing	AUT	Simon Reicher	AUT	Christopher Haase	DEU	Audi R8 LMS GT3 Evo II	PRO	5	46	1:11:13.874	22.693	0.504	167.6	35	1:30.244	172.5
6	6 *	GetSpeed	DEU	Anthony Bartone	USA	Aaron Walker	GBR	Mercedes AMG GT3 2023	PRO	6	46	1:11:44.864	53.683	30.990	166.4	22	1:30.734	171.6
7	19	Oregon Team	ITA	Pietro Perolini	ITA	Daan Arrow	NLD	Lamborghini Huracan GT3 EVO2	PRO	7	45	1:11:48.927	1 Lap	1 Lap	162.6	4	1:30.338	172.3
8	69 *	Optimum Motorsport	GBR	Samuel De Haan	GBR	Charlie Fagg	GBR	McLaren 720S GT3	PRO	8	41	1:03:24.091	5 Laps	4 Laps	167.8	24	1:29.835	173.3

PROAM																		
Cls	N°	Entrant/Team	Nat	Driver 1	Nat	Driver 2	Nat	Vehicle	Cat	Cl	Laps	Total Time	Gap	Interval	Km/h	Best	Time	Km/h
1	777	Olimp Racing	POL	Marcin Jedliński	POL	Karol Basz	POL	Audi R8 LMS 2018	PROAM	1	46	1:11:17.539			167.4	25	1:29.705	173.6
2	38	Kessel Racing	CHE	Nicolò Rosi	CHE	Niccolò Schirò	ITA	Ferrari 296 GT3	PROAM	2	46	1:11:37.303	19.764	19.764	166.7	24	1:30.536	172.0
3	27	AF Corse	ITA	Marco Pulcini	ITA	Eddie Cheever III	ITA	Ferrari 296 GT3	PROAM	3	46	1:11:38.298	20.759	0.995	166.6	27	1:30.087	172.8
4	911	GetSpeed	DEU	Axel Blom	FIN	Steve Jans	LUX	Mercedes AMG GT3 2023	PROAM	4	46	1:11:43.649	26.110	5.351	166.4	6	1:30.709	171.6
5	66	Greystone GT	GBR	Stewart Proctor	GBR	Lewis Proctor	LUX	McLaren 720S GT3	PROAM	5	46	1:11:50.907	33.368	7.258	166.1	24	1:29.696	173.6
6	54	CBRX by SPS	DEU	Dexter Müller	CHE	Yannick Mettler	CHE	Mercedes AMG GT3	PROAM	6	46	1:12:01.337	43.798	10.430	165.7	23	1:30.362	172.3
7	84	Altitude Racing by Optimum Motorsport	GBR	Andrew Gilbert	GBR	Fran Rueda	ESP	McLaren 720S GT3	PROAM	7	46	1:12:03.844	46.305	2.507	165.6	17	1:30.409	172.2
8	33 *	Bonaldi Motorsport	ITA	Miloš Pavlović	SRB	Sanporn Jao-Javanil	THA	Lamborghini Huracan GT3 EVO2	PROAM	8	46	1:12:27.982	1:10.443	24.138	164.7	24	1:30.686	171.7

AM																		
Cls	N°	Entrant/Team	Nat	Driver 1	Nat	Driver 2	Nat	Vehicle	Cat	Cl	Laps	Total Time	Gap	Interval	Km/h	Best	Time	Km/h
1	91	Team Baron Motorsport	AUT	Ernst Kirchmayr	AUT	Philipp Baron	AUT	Ferrari 488 GT3 Evo	AM	1	46	1:11:50.169			166.2	7	1:30.825	171.4
2	65	Team Motopark	DEU	Heiko Neumann	DEU	Timo Rumpfkeil	DEU	Mercedes AMG GT3 2020	AM	2	46	1:11:54.362	4.193	4.193	166.0	25	1:30.854	171.4
3	8	Il Barone Rampante	ITA	Giuseppe Cipriani	ITA			Lamborghini Huracan GT3 EVO	AM	3	46	1:12:04.542	14.373	10.180	165.6	12	1:31.326	170.5
4	61	AF Corse	ITA	Jean-Claude Saada	USA	Conrad Grunewald	USA	Ferrari 488 GT3 MY 2020	AM*	4	46	1:12:07.936	17.767	3.394	165.5	24	1:30.710	171.6
5	786	GetSpeed	DEU	Kiki Sak Nana	THA	Adam Osieka	DEU	Mercedes AMG GT3 2023	AM	5	46	1:12:16.008	25.839	8.072	165.2	24	1:31.010	171.1
6	25	AF Corse	ITA	Alessandro Cozzi	ITA	Giorgio Sernagiotto	ITA	Ferrari 296 GT3	AM*	6	45	1:10:55.452	1 Lap	1 Lap	164.6	30	1:30.528	172.0
7	5 *	Olimp Racing	POL	Stanislaw Jedliński	POL	Krystian Korzeniowski	POL	Ferrari 296 GT3	AM	7	45	1:12:24.261	1 Lap	1:28.809	161.3	9	1:30.971	171.1
8	007 *	Street-Art Racing	BEL	Jahid Fazal-Karim	FRA	Pascal Bachmann	CHE	Aston Martin GT3 AMR MY2019	AM	8	44	1:11:21.698	2 Laps	1 Lap	160.0	17	1:32.684	168.0

Not classified: (Requirements: 75% of number laps of leader = 35 Laps)

88	AF Corse	ITA	Gino Forgione	CHE	Andrea Montermini	ITA	Ferrari 488 GT3 MY 2020	AM*	9	11	17:14.405	35 Laps	33 Laps	165.6	3	1:30.766	171.5
----	----------	-----	---------------	-----	-------------------	-----	-------------------------	-----	---	----	-----------	---------	---------	-------	---	----------	-------

Fastest lap Chovet - Paul in 1:29.484 at 174.0 Km/h in lap 8

Published at:.....

Track Temp: 39.8 °C Air Temp: 24.7 °C Humidity: 47 % Track Status: DRY

Race Director:

Neus Santamaría Sanromà

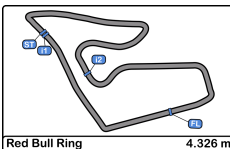
DPB-0819-ESP/CAT

Timekeeper:

Luis Garcia

JOB-1605-ESP/M





Red Bull Ring
International GT Open

Race - 1

Provisional Results by Category



*** PENALTIES**

AFTER INVESTIGATION OF THE START - CAR 777 REPRIMAND TO THE DRIVER FOR BREAKING THE FORMATION

CAR #6 - 5 SECONDS TIME PENALTY ADDED TO RACE TIME - ABUSING TRACK LIMITS

CAR #5 - 5 SECONDS TIME PENALTY ADDED TO RACE TIME - ABUSING TRACK LIMITS

CAR #69 - 5 SECONDS TIME PENALTY ADDED TO RACE TIME - ABUSING TRACK LIMITS

CAR #5 - 10 SECONDS TIME PENALTY ADDED TO RACE TIME - ABUSING TRACK LIMITS

AFTER INVESTIGATION - INCIDENT CARS 19 AND 51 - REPRIMAND TO BOTH DRIVERS - DRIVING STANDARDS

CAR #007 - 5 SECONDS TIME PENALTY ADDED TO RACE TIME - ABUSING TRACK LIMITS

CAR #33 - 5 SECONDS TIME PENALTY ADDED TO RACE TIME - ABUSING TRACK LIMITS

Published at:.....

Track Temp: **39.8 °C** Air Temp: **24.7 °C** Humidity: **47 %** Track Status: **DRY**

Race Director:

Neus Santamaría Sanromà

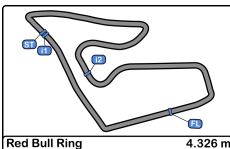
DPB-0819-ESP/CAT

Timekeeper:

Luis García

JOB-1605-ESP/M





Red Bull Ring
International GT Open
Race - 1
Provisional Results by Class



International GT Open																		
Cls	N°	Entrant/Team	Nat	Driver 1	Nat	Driver 2	Nat	Vehicle	Cat	Cl	Laps	Total Time	Gap	Interval	Km/h	Best	Time	Km/h
1	63	Oregon Team	ITA	Pierre Louis Chovet	ITA	Maximilian Paul	ITA	Lamborghini Huracan GT3 EVO2	GT3	1	46	1:10:51.181			168.5	8	1:29.484	174.0
2	17	Team Motopark	DEU	Diego Menchaca	MEX	Marcos Siebert	ARG	Mercedes AMG GT3 2020	GT3	2	46	1:10:57.843	6.662	6.662	168.2	8	1:29.777	173.4
3	20	SPS Automotive Performance	DEU	Reece Barr	IRL	Mikael Pitamber	ZAF	Mercedes AMG GT3	GT3	3	46	1:11:09.499	18.318	11.656	167.7	25	1:30.141	172.7
4	51	AF Corse	ITA	Nicola Marinangeli	ITA	Riccardo Agostini	ITA	Ferrari 296 GT3	GT3	4	46	1:11:13.370	22.189	3.871	167.6	23	1:30.203	172.6
5	23	Eastalent-Racing	AUT	Simon Reicher	AUT	Christopher Haase	DEU	Audi R8 LMS GT3 Evo II	GT3	5	46	1:11:13.874	22.693	0.504	167.6	35	1:30.244	172.5
6	777	Olimp Racing	POL	Marcin Jedliński	POL	Karol Basz	POL	Audi R8 LMS 2018	GT3	6	46	1:11:17.539	26.358	3.665	167.4	25	1:29.705	173.6
7	38	Kessel Racing	CHE	Nicolò Rosi	CHE	Niccolò Schirò	ITA	Ferrari 296 GT3	GT3	7	46	1:11:37.303	46.122	19.764	166.7	24	1:30.536	172.0
8	27	AF Corse	ITA	Marco Pulcini	ITA	Eddie Cheever III	ITA	Ferrari 296 GT3	GT3	8	46	1:11:38.298	47.117	0.995	166.6	27	1:30.087	172.8
9	911	GetSpeed	DEU	Axel Blom	FIN	Steve Jans	LUX	Mercedes AMG GT3 2023	GT3	9	46	1:11:43.649	52.468	5.351	166.4	6	1:30.709	171.6
10	6 *	GetSpeed	DEU	Anthony Bartone	USA	Aaron Walker	GBR	Mercedes AMG GT3 2023	GT3	10	46	1:11:44.864	53.683	1.215	166.4	22	1:30.734	171.6
11	91	Team Baron Motorsport	AUT	Ernst Kirchmayr	AUT	Philipp Baron	GBR	Ferrari 488 GT3 Evo	GT3	11	46	1:11:50.169	58.988	5.305	166.2	7	1:30.825	171.4
12	66	Greystone GT	GBR	Stewart Proctor	GBR	Lewis Proctor	GBR	McLaren 720S GT3	GT3	12	46	1:11:50.907	59.726	0.738	166.1	24	1:29.696	173.6
13	65	Team Motopark	DEU	Heiko Neumann	DEU	Timo Rumpfkeil	DEU	Mercedes AMG GT3 2020	GT3	13	46	1:11:54.362	1:03.181	3.455	166.0	25	1:30.854	171.4
14	54	CBRX by SPS	DEU	Dexter Müller	CHE	Yannick Mettler	CHE	Mercedes AMG GT3	GT3	14	46	1:12:01.337	1:10.156	6.975	165.7	23	1:30.362	172.3
15	84	Altitude Racing by Optimum Motorsport	GBR	Andrew Gilbert	GBR	Fran Rueda	ESP	McLaren 720S GT3	GT3	15	46	1:12:03.844	1:12.663	2.507	165.6	17	1:30.409	172.2
16	8	Il Barone Rampante	ITA	Giuseppe Cipriani	ITA			Lamborghini Huracan GT3 EVO	GT3	16	46	1:12:04.542	1:13.361	0.698	165.6	12	1:31.326	170.5
17	61	AF Corse	ITA	Jean-Claude Saada	USA	Conrad Grunewald	USA	Ferrari 488 GT3 MY 2020	GT3*	17	46	1:12:07.936	1:16.755	3.394	165.5	24	1:30.710	171.6
18	786	GetSpeed	DEU	Kiki Sak Nana	THA	Adam Osieka	DEU	Mercedes AMG GT3 2023	GT3	18	46	1:12:16.008	1:24.827	8.072	165.2	24	1:31.010	171.1
19	33 *	Bonaldi Motorsport	ITA	Miloš Pavlović	SRB	Sanporn Jao-Javanil	THA	Lamborghini Huracan GT3 EVO2	GT3	19	46	1:12:27.982	1:36.801	11.974	164.7	24	1:30.686	171.7
20	25	AF Corse	ITA	Alessandro Cozzi	ITA	Giorgio Sernagiotto	ITA	Ferrari 296 GT3	GT3*	20	45	1:10:55.452	1 Lap	1 Lap	164.6	30	1:30.528	172.0
21	19	Oregon Team	ITA	Pietro Perolini	ITA	Daan Arrow	NLD	Lamborghini Huracan GT3 EVO2	GT3	21	45	1:11:48.927	1 Lap	53.475	162.6	4	1:30.338	172.3
22	5 *	Olimp Racing	POL	Stanislaw Jedliński	POL	Krystian Korzeniowski	POL	Ferrari 296 GT3	GT3	22	45	1:12:24.261	1 Lap	35.334	161.3	9	1:30.971	171.1
23	007 *	Street-Art Racing	GBR	Jahid Fazal-Karim	POR	Pascal Bachmann	CHE	Aston Martin GT3 AMR MY2019	GT3	23	44	1:11:21.698	2 Laps	1 Lap	160.0	17	1:32.684	168.0
24	69 *	Optimum Motorsport	GBR	Samuel De Haan	GBR	Charlie Fagg	GBR	McLaren 720S GT3	GT3	24	41	1:03:24.091	5 Laps	3 Laps	167.8	24	1:29.835	173.3

Not classified: (Requirements: 75% of number laps of leader = 35 Laps)

88	AF Corse	ITA	Gino Forgione	CHE	Andrea Montermini	ITA	Ferrari 488 GT3 MY 2020	GT3*	25	11	17:14.405	35 Laps	30 Laps	165.6	3	1:30.766	171.5
----	----------	-----	---------------	-----	-------------------	-----	-------------------------	------	----	----	-----------	---------	---------	-------	---	----------	-------

Fastest lap Chovet - Paul in 1:29.484 at 174.0 Km/h in lap 8

*** PENALTIES**

AFTER INVESTIGATION OF THE START - CAR 777 REPRIMAND TO THE DRIVER FOR BREAKING THE FORMATION

CAR #6 - 5 SECONDS TIME PENALTY ADDED TO RACE TIME - ABUSING TRACK LIMITS

CAR #5 - 5 SECONDS TIME PENALTY ADDED TO RACE TIME - ABUSING TRACK LIMITS

CAR #69 - 5 SECONDS TIME PENALTY ADDED TO RACE TIME - ABUSING TRACK LIMITS

Published at:.....

Track Temp: 39.8 °C Air Temp: 24.7 °C Humidity: 47 % Track Status: DRY

Race Director:

Neus Santamaría Sanromà

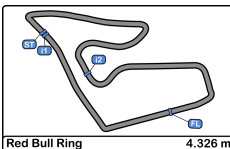
DPB-0819-ESP/CAT

Timekeeper:

Luis García

JOB-1605-ESP/M





Red Bull Ring
International GT Open
Race - 1



Provisional Results by Class

CAR #5 - 10 SECONDS TIME PENALTY ADDED TO RACE TIME - ABUSING TRACK LIMITS

AFTER INVESTIGATION - INCIDENT CARS 19 AND 51 - REPRIMAND TO BOTH DRIVERS - DRIVING STANDARDS

CAR #007 - 5 SECONDS TIME PENALTY ADDED TO RACE TIME - ABUSING TRACK LIMITS

CAR #33 - 5 SECONDS TIME PENALTY ADDED TO RACE TIME - ABUSING TRACK LIMITS

Published at:.....

Track Temp: **39.8 °C** Air Temp: **24.7 °C** Humidity: **47 %** Track Status: **DRY**

Race Director:

Neus Santamaría Sanromà

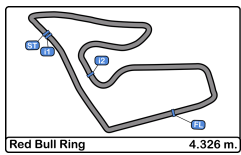
DPB-0819-ESP/CAT

Timekeeper:

Luis García

JOB-1605-ESP/M





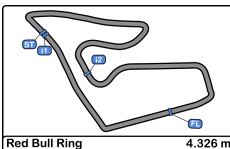
Red Bull Ring
International GT Open
Race - 1



Provisional Classification by Driver Fastest Lap

Cl	N°	Entrant/Team	Nat	Vehicle	Driver	Nat	Cat	Cl	Laps	Best	Time	Gap	Interval	Km/h
1	63	Oregon Team	ITA	Lamborghini Huracan GT3 EVO2	Maximilian Paul	DEU	PRO	1	20	8	1:29.484			174.0
2	66	Greystone GT	GBR	McLaren 720S GT3	Lewis Proctor	GBR	PROAM	1	27	5	1:29.696	0.212	0.212	173.6
3	777	Olimp Racing	POL	Audi R8 LMS 2018	Karol Basz	POL	PROAM	2	27	6	1:29.705	0.221	0.009	173.6
4	17	Team Motopark	DEU	Mercedes AMG GT3 202	Marcos Siebert	ARG	PRO	2	25	8	1:29.777	0.293	0.072	173.4
5	69	Optimum Motorsport	GBR	McLaren 720S GT3	Charlie Fagg	GBR	PRO	3	22	5	1:29.835	0.351	0.058	173.3
6	27	AF Corse	ITA	Ferrari 296 GT3	Eddie Cheever III	ITA	PROAM	3	27	8	1:30.087	0.603	0.252	172.8
7	20	SPS Automotive Performance	DEU	Mercedes AMG GT3	Reece Barr	IRL	PRO	4	25	4	1:30.141	0.657	0.054	172.7
8	63	Oregon Team	ITA	Lamborghini Huracan GT3 EVO2	Pierre Louis Chovet	FRA	PRO	5	26	5	1:30.157	0.673	0.016	172.7
9	51	AF Corse	ITA	Ferrari 296 GT3	Riccardo Agostini	ITA	PRO	6	25	23	1:30.203	0.719	0.046	172.6
10	23	Eastalent-Racing	AUT	Audi R8 LMS GT3 Evo II	Christopher Haase	DEU	PRO	7	27	16	1:30.244	0.760	0.041	172.5
11	17	Team Motopark	DEU	Mercedes AMG GT3 202	Diego Menchaca	MEX	PRO	8	21	4	1:30.265	0.781	0.021	172.5
12	19	Oregon Team	ITA	Lamborghini Huracan GT3 EVO2	Daan Arrow	NLD	PRO	9	25	4	1:30.338	0.854	0.073	172.3
13	69	Optimum Motorsport	GBR	McLaren 720S GT3	Samuel De Haan	GBR	PRO	10	19	7	1:30.350	0.866	0.012	172.3
14	54	CBRX by SPS	DEU	Mercedes AMG GT3	Yannick Mettler	CHE	PROAM	4	27	4	1:30.362	0.878	0.012	172.3
15	84	Altitude Racing by Optimum Motorsport	GBR	McLaren 720S GT3	Fran Rueda	ESP	PROAM	5	27	17	1:30.409	0.925	0.047	172.2
16	25	AF Corse	ITA	Ferrari 296 GT3	Giorgio Sernagiotto	ITA	AM*	1	26	11	1:30.528	1.044	0.119	172.0
17	38	Kessel Racing	CHE	Ferrari 296 GT3	Niccolò Schirò	ITA	PROAM	6	26	4	1:30.536	1.052	0.008	172.0
18	27	AF Corse	ITA	Ferrari 296 GT3	Marco Pulcini	ITA	PROAM	7	19	7	1:30.677	1.193	0.141	171.7
19	33	Bonaldi Motorsport	ITA	Lamborghini Huracan GT3 EVO2	Miloš Pavlović	SRB	PROAM	8	28	6	1:30.686	1.202	0.009	171.7
20	911	GetSpeed	DEU	Mercedes AMG GT3 202	Steve Jans	LUX	PROAM	9	24	6	1:30.709	1.225	0.023	171.6
21	61	AF Corse	ITA	Ferrari 488 GT3 MY 2020	Conrad Grunewald	USA	AM*	2	28	6	1:30.710	1.226	0.001	171.6
22	6	GetSpeed	DEU	Mercedes AMG GT3 202	Aaron Walker	GBR	PRO	11	27	3	1:30.734	1.250	0.024	171.6
23	20	SPS Automotive Performance	DEU	Mercedes AMG GT3	Mikaeel Pitamber	ZAF	PRO	12	21	6	1:30.748	1.264	0.014	171.6
24	88	AF Corse	ITA	Ferrari 488 GT3 MY 2020	Andrea Montermini	ITA	AM*	3	11	3	1:30.766	1.282	0.018	171.5
25	91	Team Baron Motorsport	AUT	Ferrari 488 GT3 Evo	Philipp Baron	AUT	AM	4	26	7	1:30.825	1.341	0.059	171.4
26	65	Team Motopark	DEU	Mercedes AMG GT3 202	Timo Rumpfkeil	DEU	AM	5	27	6	1:30.854	1.370	0.029	171.4
27	23	Eastalent-Racing	AUT	Audi R8 LMS GT3 Evo II	Simon Reicher	AUT	PRO	13	19	11	1:30.862	1.378	0.008	171.3
28	51	AF Corse	ITA	Ferrari 296 GT3	Nicola Marinangeli	ITA	PRO	14	21	17	1:30.968	1.484	0.106	171.1
29	5	Olimp Racing	POL	Ferrari 296 GT3	Krystian Korzeniows	POL	AM	6	27	9	1:30.971	1.487	0.003	171.1
30	786	GetSpeed	DEU	Mercedes AMG GT3 202	Adam Osieka	DEU	AM	7	28	6	1:31.010	1.526	0.039	171.1
31	38	Kessel Racing	CHE	Ferrari 296 GT3	Nicolò Rosi	CHE	PROAM	10	20	6	1:31.092	1.608	0.082	170.9
32	6	GetSpeed	DEU	Mercedes AMG GT3 202	Anthony Bartone	USA	PRO	15	19	6	1:31.204	1.720	0.112	170.7
33	777	Olimp Racing	POL	Audi R8 LMS 2018	Marcin Jedliński	POL	PROAM	11	19	13	1:31.295	1.811	0.091	170.5
34	65	Team Motopark	DEU	Mercedes AMG GT3 202	Heiko Neumann	DEU	AM	8	19	12	1:31.307	1.823	0.012	170.5
35	8	Il Barone Rampante	ITA	Lamborghini Huracan GT3 EVO	Giuseppe Cipriani	ITA	AM	9	46	12	1:31.326	1.842	0.019	170.5
36	911	GetSpeed	DEU	Mercedes AMG GT3 202	Axel Blom	FIN	PROAM	12	22	4	1:31.478	1.994	0.152	170.2
37	786	GetSpeed	DEU	Mercedes AMG GT3 202	Kiki Sak Nana	THA	AM	10	18	8	1:31.642	2.158	0.164	169.9
38	25	AF Corse	ITA	Ferrari 296 GT3	Alessandro Cozzi	ITA	AM*	11	19	6	1:31.647	2.163	0.005	169.9
39	91	Team Baron Motorsport	AUT	Ferrari 488 GT3 Evo	Ernst Kirchmayr	AUT	AM	12	19	5	1:31.753	2.269	0.106	169.7
40	19	Oregon Team	ITA	Lamborghini Huracan GT3 EVO2	Pietro Perolini	ITA	PRO	16	20	5	1:31.785	2.301	0.032	169.6
41	66	Greystone GT	GBR	McLaren 720S GT3	Stewart Proctor	GBR	PROAM	13	19	15	1:31.914	2.430	0.129	169.4
42	84	Altitude Racing by Optimum Motorsport	GBR	McLaren 720S GT3	Andrew Gilbert	GBR	PROAM	14	19	10	1:31.916	2.432	0.002	169.4
43	54	CBRX by SPS	DEU	Mercedes AMG GT3	Dexter Müller	CHE	PROAM	15	19	7	1:32.313	2.829	0.397	168.7
44	33	Bonaldi Motorsport	ITA	Lamborghini Huracan GT3 EVO2	Sanporn Jao-Javanil	THA	PROAM	16	18	11	1:32.630	3.146	0.317	168.1
45	007	Street-Art Racing	BEL	Aston Martin GT3 AMR MY2019	Pascal Bachmann	CHE	AM	13	22	17	1:32.684	3.200	0.054	168.0
46	007	Street-Art Racing	BEL	Aston Martin GT3 AMR MY2019	Jahid Fazal-Karim	FRA	AM	14	22	6	1:32.867	3.383	0.183	167.6
47	61	AF Corse	ITA	Ferrari 488 GT3 MY 2020	Jean-Claude Saada	USA	AM*	15	18	13	1:33.195	3.711	0.328	167.1
48	5	Olimp Racing	POL	Ferrari 296 GT3	Stanislaw Jedliński	POL	AM	16	18	13	1:35.395	5.911	2.200	163.2
49	91	Team Baron Motorsport	AUT	Ferrari 488 GT3 Evo	Kirchmayr - Baron	AUT	AM	17	1	1	45:39.16	44:09.6	44:03.76	05.6





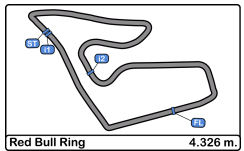
Red Bull Ring
International GT Open
Race - 1



Distance and Speed Average

Cls	N°	Entrant/Team	Nat	Driver 1	Nat	Driver 2	Nat	Vehicle	Cat	Cls	Laps	Distance	Total Time	Km/h
1	63	Oregon Team	ITA	Pierre Louis Chovet	FRA	Maximilian Paul	DEU	Lamborghini Huracan GT3 EVO2	PRO	1	46	198.99	1:10:51.181	168.5
2	17	Team Motopark	DEU	Diego Menchaca	MEX	Marcos Siebert	ARG	Mercedes AMG GT3 2020	PRO	2	46	198.99	1:10:57.843	168.2
3	20	SPS Automotive Performance	DEU	Reece Barr	IRL	Mikaeel Pitamber	ZAF	Mercedes AMG GT3	PRO	3	46	198.99	1:11:09.499	167.7
4	51	AF Corse	ITA	Nicola Marinangeli	ITA	Riccardo Agostini	ITA	Ferrari 296 GT3	PRO	4	46	198.99	1:11:13.370	167.6
5	23	Eastalent-Racing	AUT	Simon Reicher	AUT	Christopher Haase	DEU	Audi R8 LMS GT3 Evo II	PRO	5	46	198.99	1:11:13.874	167.6
6	777	Olimp Racing	POL	Marcin Jedliński	POL	Karol Basz	POL	Audi R8 LMS 2018	PROAM	1	46	198.99	1:11:17.539	167.4
7	38	Kessel Racing	CHE	Nicolò Rosi	CHE	Niccolò Schirò	ITA	Ferrari 296 GT3	PROAM	2	46	198.99	1:11:37.303	166.7
8	27	AF Corse	ITA	Marco Pulcini	ITA	Eddie Cheever III	ITA	Ferrari 296 GT3	PROAM	3	46	198.99	1:11:38.298	166.6
9	911	GetSpeed	DEU	Axel Blom	FIN	Steve Jans	LUX	Mercedes AMG GT3 2023	PROAM	4	46	198.99	1:11:43.649	166.4
10	6	GetSpeed	DEU	Anthony Bartone	USA	Aaron Walker	GBR	Mercedes AMG GT3 2023	PRO	6	46	198.99	1:11:44.864	166.4
11	91	Team Baron Motorsport	AUT	Ernst Kirchmayr	AUT	Philipp Baron	GBR	Ferrari 488 GT3 Evo	AM	1	46	198.99	1:11:50.169	166.2
12	66	Greystone GT	GBR	Stewart Proctor	GBR	Lewis Proctor	GBR	McLaren 720S GT3	PROAM	5	46	198.99	1:11:50.907	166.1
13	65	Team Motopark	DEU	Heiko Neumann	DEU	Timo Rumpfkeil	DEU	Mercedes AMG GT3 2020	AM	2	46	198.99	1:11:54.362	166.0
14	54	CBRX by SPS	DEU	Dexter Müller	CHE	Yannick Mettler	CHE	Mercedes AMG GT3	PROAM	6	46	198.99	1:12:01.337	165.7
15	84	Altitude Racing by Optimum Motorsport	GBR	Andrew Gilbert	GBR	Fran Rueda	ESP	McLaren 720S GT3	PROAM	7	46	198.99	1:12:03.844	165.6
16	8	Il Barone Rampante	ITA	Giuseppe Cipriani	ITA	Conrad Grunewald	USA	Lamborghini Huracan GT3 EVO	AM	3	46	198.99	1:12:04.542	165.6
17	61	AF Corse	ITA	Jean-Claude Saada	USA	Conrad Grunewald	USA	Ferrari 488 GT3 MY 2020	AM*	4	46	198.99	1:12:07.936	165.5
18	786	GetSpeed	DEU	Kiki Sak Nana	THA	Adam Osieka	DEU	Mercedes AMG GT3 2023	AM	5	46	198.99	1:12:16.008	165.2
19	33	Bonaldi Motorsport	ITA	Miloš Pavlović	SRB	Sanporn Jao-Javanil	THA	Lamborghini Huracan GT3 EVO2	PROAM	8	46	198.99	1:12:27.982	164.7
20	25	AF Corse	ITA	Alessandro Cozzi	ITA	Giorgio Sernagiotto	ITA	Ferrari 296 GT3	AM*	6	45	194.67	1:10:55.452	164.6
21	19	Oregon Team	ITA	Pietro Perolini	ITA	Daan Arrow	NLD	Lamborghini Huracan GT3 EVO2	PRO	7	45	194.67	1:11:48.927	162.6
22	5	Olimp Racing	POL	Stanislaw Jedliński	POL	Krystian Korzeniowski	POL	Ferrari 296 GT3	AM	7	45	194.67	1:12:24.261	161.3
23	007	Street-Art Racing	BEL	Jahid Fazal-Karim	FRA	Pascal Bachmann	CHE	Aston Martin GT3 AMR MY2019	AM	8	44	190.34	1:11:21.698	160.0
24	69	Optimum Motorsport	GBR	Samuel De Haan	GBR	Charlie Fagg	GBR	McLaren 720S GT3	PRO	8	41	177.36	1:03:24.091	167.8
Not classified: (Requirements: 75% of number laps of leader = 35 Laps)														
88		AF Corse	ITA	Gino Forgione	CHE	Andrea Montermini	ITA	Ferrari 488 GT3 MY 2020	AM*	9	11	47.58	17:14.405	165.6





**Red Bull Ring
International GT Open
Race - 1
Lap Analysis**

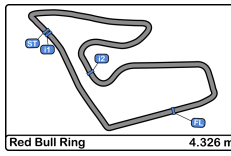


5 Stanislaw Jedliński Ferrari 296 GT3 **6** Anthony Bartone Mercedes AMG GT3 2023

AM Krystian Korzeniewski Olimp Racing PRO Aaron Walker GetSpeed

Lap	D	Time	Sector 1	Sector 2	Sector 3	T. Spd	Elapsed	Lap	D	Time	Sector 1	Sector 2	Sector 3	T. Spd	Elapsed
1	2	1:39.375	26.990	43.388	28.997	237.3	1:39.375	1	1	1:41.227	29.110	42.483	29.634	234.2	1:41.227
2	2	1:32.430	22.660	41.318	28.452	232.7	3:11.805	2	1	1:32.486	22.818	40.948	28.720	236.3	3:13.713
3	2	1:31.053	22.430	40.512	28.111	235.2	4:42.858	3	1	1:31.615	22.684	40.626	28.305	233.7	4:45.328
4	2	1:31.025	22.498	40.351	28.176	237.3	6:13.883	4	1	1:31.422	22.751	40.407	28.264	233.2	6:16.750
5	2	1:31.076	22.227	40.663	28.186	237.3	7:44.959	5	1	1:31.364	22.562	40.570	28.232	235.2	7:48.114
6	2	1:30.998	22.282	40.643	28.073	238.9	9:15.957	6	1	1:31.204	22.606	40.429	28.169	234.7	9:19.318
7	2	1:31.984	22.603	40.994	28.387	237.3	10:47.941	7	1	1:31.240	22.648	40.318	28.274	233.7	10:50.558
8	2	1:31.072	22.551	40.362	28.159	236.3	12:19.013	8	1	1:31.350	22.613	40.464	28.273	234.2	12:21.908
9	2	1:30.971	22.375	40.511	28.085	236.8	13:49.984	9	1	1:31.224	22.638	40.415	28.171	234.2	13:53.132
10	2	1:31.093	22.515	40.500	28.078	236.8	15:21.077	10	1	1:31.572	22.739	40.609	28.224	233.7	15:24.704
11	2	1:31.213	22.482	40.627	28.104	236.3	16:52.290	11	1	1:31.251	22.634	40.495	28.122	234.2	16:55.955
12	2	1:31.571	22.520	40.849	28.202	235.2	18:23.861	12	1	1:31.660	22.570	40.569	28.521	233.7	18:27.615
13	2	1:31.612	22.462	40.413	28.737	236.8	19:55.473	13	1	1:31.411	22.638	40.643	28.130	233.7	19:59.026
14	2	1:31.467	22.514	40.722	28.231	236.8	21:26.940	14	1	1:31.766	22.651	40.700	28.415	234.7	21:30.792
15	2	1:31.414	22.532	40.591	28.291	236.3	22:58.354	15	1	1:31.561	22.703	40.705	28.153	234.2	23:02.353
16	2	1:31.392	22.446	40.680	28.266	237.3	24:29.746	16	1	1:31.752	22.541	40.735	28.476	235.8	24:34.105
17	2	1:31.538	22.519	40.645	28.374	236.3	26:01.284	17	1	1:31.896	22.733	40.711	28.452	234.2	26:06.001
18	2	1:31.737	22.435	40.821	28.481	237.3	27:33.021	18	1	1:32.231	22.590	40.774	28.867	234.7	27:38.232
19	2	1:32.292	22.439	41.291	28.562	237.3	29:05.313	19	1	1:36.865 P	22.838	41.063	32.964	234.2	29:15.097
20	2	1:31.746	22.696	40.879	28.171	235.2	30:37.059	20	2	2:43.519	1:34.553	40.823	28.143	227.3	31:58.616
21	2	1:31.703	22.557	40.775	28.371	236.8	32:08.762	21	2	1:31.247	22.709	40.493	28.045	233.2	33:29.863
22	2	1:31.619	22.514	40.783	28.322	237.3	33:40.381	22	2	1:30.734	22.514	40.152	28.068	233.2	35:00.597
23	2	1:32.817	22.639	41.838	28.340	236.8	35:13.198	23	2	1:30.908	22.558	40.308	28.042	232.2	36:31.505
24	2	1:31.789	22.679	40.862	28.248	235.2	36:44.987	24	2	1:30.738	22.488	40.218	28.032	232.7	38:02.243
25	2	1:31.542	22.572	40.730	28.240	235.2	38:16.529	25	2	1:30.982	22.512	40.309	28.161	233.2	39:33.225
26	2	1:32.172	22.513	40.775	28.884	236.3	39:48.701	26	2	1:30.749	22.556	40.147	28.046	234.2	41:03.974
27	2	1:36.407 P	22.767	41.090	32.550	235.2	41:25.108	27	2	1:31.047	22.490	40.523	28.034	234.2	42:35.021
28	1	3:00.811	1:47.169	43.134	30.508	228.3	44:25.919	28	2	1:31.764	22.476	40.953	28.335	235.2	44:06.785
29	1	1:35.841	23.287	42.175	30.379	234.7	46:01.760	29	2	1:31.804	22.485	40.769	28.550	236.8	45:38.589
30	1	1:37.323	23.389	42.744	31.190	233.2	47:39.083	30	2	1:31.674	22.984	40.497	28.193	232.7	47:10.263
31	1	1:39.759	24.775	43.946	31.038	230.7	49:18.842	31	2	1:31.279	22.563	40.511	28.205	234.7	48:41.542
32	1	1:36.138	23.224	42.243	30.671	233.2	50:54.980	32	2	1:31.902	22.475	40.666	28.761	235.8	50:13.444
33	1	1:36.480	23.441	42.425	30.614	233.2	52:31.460	33	2	1:32.925	22.803	41.406	28.716	236.3	51:46.369
34	1	1:36.759	24.062	42.266	30.431	233.2	54:08.219	34	2	1:32.006	22.490	40.739	28.777	236.3	53:18.375
35	1	1:36.874	23.917	42.288	30.669	231.7	55:45.093	35	2	1:32.807	22.720	41.374	28.713	226.4	54:51.182
36	1	1:37.276	24.571	42.378	30.327	231.7	57:22.369	36	2	1:32.324	22.591	41.385	28.348	235.2	56:23.506
37	1	1:37.593	23.535	42.619	31.439	233.7	58:59.962	37	2	1:31.635	22.466	40.558	28.611	235.2	57:55.141
38	1	1:38.747	23.205	42.934	32.608	233.7	1:00:38.709	38	2	1:32.678	23.329	41.013	28.336	231.7	59:27.819
39	1	1:37.737	23.691	42.407	31.639	232.7	1:02:16.446	39	2	1:31.533	22.603	40.634	28.296	234.2	1:00:59.352
40	1	1:35.395	23.289	41.919	30.187	234.7	1:03:51.841	40	2	1:31.370	22.547	40.645	28.178	234.7	1:02:30.722
41	1	1:37.077	23.181	42.467	31.429	234.2	1:05:28.918	41	2	1:31.109	22.446	40.415	28.248	236.3	1:04:01.831
42	1	1:40.376	23.630	42.449	34.297	232.2	1:07:09.294	42	2	1:31.467	22.533	40.662	28.272	235.8	1:05:33.298
43	1	1:39.007	23.496	42.856	32.655	234.2	1:08:48.301	43	2	1:31.851	22.443	40.654	28.754	236.3	1:07:05.149
44	1	1:40.083	23.635	44.183	32.265	219.9	1:10:28.384	44	2	1:31.580	22.499	40.599	28.482	235.8	1:08:36.729
45	1	1:40.877	23.599	45.238	32.040	234.2	1:12:09.261	45	2	1:31.952	22.602	40.979	28.371	234.7	1:10:08.681
								46	2	1:31.183	22.565	40.557	28.061	235.2	1:11:39.864



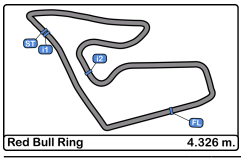


Red Bull Ring International GT Open Race - 1 Lap Analysis



19							20										
Pietro Perolini							Reece Barr										
PRO				Daan Arrow			Oregon Team				PRO			Mikaeel Pitamber			
Lap	D	Time	Sector 1	Sector 2	Sector 3	T. Spd	Lap	D	Time	Sector 1	Sector 2	Sector 3	T. Spd	Elapsed			
1	2	1:35.650	26.196	41.298	28.156	228.8	1	2	1:38.500	27.640	41.732	29.128	232.2	1:38.500			
2	2	1:30.958	22.479	40.329	28.150	234.2	2	2	1:31.187	22.430	40.609	28.148	236.8	3:09.687			
3	2	1:30.725	22.417	40.242	28.066	234.2	3	2	1:31.001	22.379	40.458	28.164	236.3	4:40.688			
4	2	1:30.338	22.387	40.139	27.812	235.8	4	2	1:31.050	22.369	40.313	28.368	236.3	6:11.738			
5	2	1:30.463	22.452	40.102	27.909	235.8	5	2	1:30.841	22.460	40.284	28.097	236.3	7:42.579			
6	2	1:30.606	22.414	40.186	28.006	235.8	6	2	1:30.748	22.482	40.086	28.180	236.3	9:13.327			
7	2	1:30.634	22.514	40.166	27.954	236.3	7	2	1:30.797	22.549	40.131	28.117	235.8	10:44.124			
8	2	1:30.545	22.331	40.185	28.029	236.3	8	2	1:31.081	22.476	40.258	28.347	236.3	12:15.205			
9	2	1:30.447	22.377	40.111	27.959	235.2	9	2	1:31.076	22.540	40.217	28.319	234.7	13:46.281			
10	2	1:30.654	22.407	40.278	27.969	235.8	10	2	1:31.085	22.484	40.354	28.247	235.8	15:17.366			
11	2	1:30.606	22.393	40.187	28.026	236.3	11	2	1:31.485	22.593	40.480	28.412	234.7	16:48.851			
12	2	1:30.712	22.328	40.350	28.034	236.3	12	2	1:31.180	22.507	40.455	28.218	234.7	18:20.031			
13	2	1:30.543	22.314	40.372	27.857	236.3	13	2	1:30.995	22.542	40.281	28.172	234.7	19:51.026			
14	2	1:30.718	22.367	40.271	28.080	236.8	14	2	1:31.014	22.506	40.380	28.128	236.8	21:22.040			
15	2	1:30.921	22.584	40.372	27.965	235.8	15	2	1:31.406	22.575	40.627	28.204	235.8	22:53.446			
16	2	1:30.653	22.329	40.418	27.906	236.8	16	2	1:31.422	22.618	40.542	28.262	235.8	24:24.868			
17	2	1:31.096	22.502	40.565	28.029	235.8	17	2	1:31.240	22.558	40.518	28.164	235.8	25:56.108			
18	2	1:30.978	22.528	40.392	28.058	236.3	18	2	1:31.473	22.679	40.552	28.242	235.2	27:27.581			
19	2	1:30.959	22.347	40.516	28.096	235.8	19	2	1:31.364	22.640	40.523	28.201	235.8	28:58.945			
20	2	1:30.908	22.369	40.551	27.988	236.8	20	2	1:31.565	22.691	40.634	28.240	235.2	30:30.510			
21	2	1:31.098	22.418	40.512	28.168	236.8	21	2	1:35.642 P	22.511	40.745	32.386	236.3	32:06.152			
22	2	1:31.055	22.437	40.497	28.121	236.8	22	1	2:43.156	1:34.605	40.428	28.123	231.7	34:49.308			
23	2	1:31.174	22.456	40.593	28.125	237.8	23	1	1:30.267	22.458	39.862	27.947	234.7	36:19.575			
24	2	1:31.344	22.427	40.740	28.177	235.8	24	1	1:30.180	22.346	39.984	27.850	234.7	37:49.755			
25	2	1:35.506 P	22.437	40.811	32.258	237.8	25	1	1:30.141	22.420	39.981	27.740	235.2	39:19.896			
26	1	2:44.569	1:33.564	42.343	28.662	227.3	26	1	1:31.430	22.342	40.052	29.036	235.8	40:51.326			
27	1	1:33.309	22.765	42.060	28.484	235.2	27	1	1:30.168	22.456	39.985	27.727	235.2	42:21.494			
28	1	1:32.440	22.772	41.154	28.514	233.7	28	1	1:30.201	22.330	40.039	27.832	235.8	43:51.695			
29	1	1:31.974	22.659	40.806	28.509	234.2	29	1	1:30.473	22.372	40.122	27.979	236.3	45:22.168			
30	1	1:31.785	22.528	40.850	28.407	234.2	30	1	1:31.403	22.348	40.737	28.318	236.3	46:53.571			
31	1	1:32.425	22.876	41.030	28.519	232.7	31	1	1:32.443	22.599	41.417	28.427	233.2	48:26.014			
32	1	1:33.084	22.665	41.769	28.650	234.7	32	1	1:31.787	22.612	41.195	27.980	236.8	49:57.801			
33	1	1:33.637	22.521	42.721	28.395	234.7	33	1	1:30.683	22.504	40.086	28.093	235.2	51:28.484			
34	1	1:32.795	22.569	41.543	28.683	234.2	34	1	1:30.573	22.374	40.191	28.008	235.2	52:59.057			
35	1	1:32.147	22.810	40.869	28.468	234.2	35	1	1:30.809	22.401	40.215	28.193	236.3	54:29.866			
36	1	1:31.937	22.616	40.765	28.556	234.7	36	1	1:30.927	22.431	40.552	27.944	237.3	56:00.793			
37	1	1:32.241	22.741	40.787	28.713	232.7	37	1	1:30.487	22.457	40.132	27.898	235.8	57:31.280			
38	1	3:21.001	1:16.407	1:35.870	28.724	02.2	1:01:02.635	38	1	1:30.518	22.272	40.079	28.167	235.8	59:01.798		
39	1	1:32.176	22.839	40.805	28.532	233.7	1:02:34.811	39	1	1:31.201	22.434	40.893	27.874	235.2	1:00:32.999		
40	1	1:32.120	22.674	40.885	28.561	234.7	1:04:06.931	40	1	1:30.412	22.289	40.299	27.824	236.8	1:02:03.411		
41	1	1:32.289	22.707	41.051	28.531	234.7	1:05:39.220	41	1	1:30.447	22.364	40.199	27.884	235.8	1:03:33.858		
42	1	1:31.901	22.534	40.957	28.410	234.7	1:07:11.121	42	1	1:30.837	22.364	40.334	28.139	236.3	1:05:04.695		
43	1	1:33.743	22.928	41.610	29.205	234.2	1:08:44.864	43	1	1:30.738	22.486	40.234	28.018	237.3	1:06:35.433		
44	1	1:32.150	22.711	40.808	28.631	234.7	1:10:17.014	44	1	1:31.639	22.456	40.359	28.824	237.3	1:08:07.072		
45	1	1:31.913	22.500	40.881	28.532	236.3	1:11:48.927	45	1	1:31.444	22.841	40.321	28.282	234.7	1:09:38.516		
								46	1	1:30.983	22.455	40.278	28.250	236.8	1:11:09.499		





Red Bull Ring
International GT Open
Race - 1
Lap Analysis



63

Pierre Louis Choivet

Lamborghini Huracan GT3 EVO2

65

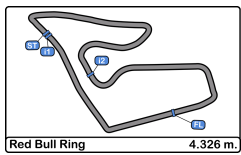
Heiko Neumann

Mercedes AMG GT3 2020

PRO Maximilian Paul Oregon Team AM Timo Rumpfkeil Team Motopark

Lap D	Time	Sector 1	Sector 2	Sector 3	T. Spd	Elapsed	Lap D	Time	Sector 1	Sector 2	Sector 3	T. Spd	Elapsed
1 2	1:34.581	26.026	40.589	27.966	237.3	1:34.581	1 1	1:42.599	29.061	43.027	30.511	229.2	1:42.599
2 2	1:30.142	22.428	39.835	27.879	235.8	3:04.723	2 1	1:32.570	22.789	40.813	28.968	236.3	3:15.169
3 2	1:29.867	22.363	39.676	27.828	236.3	4:34.590	3 1	1:32.388	22.833	40.910	28.645	236.8	4:47.557
4 2	1:29.639	22.299	39.583	27.757	236.8	6:04.229	4 1	1:31.887	22.483	40.774	28.630	237.3	6:19.444
5 2	1:29.854	22.382	39.724	27.748	236.3	7:34.083	5 1	1:31.587	22.681	40.377	28.529	236.3	7:51.031
6 2	1:29.828	22.344	39.711	27.773	236.8	9:03.911	6 1	1:31.528	22.590	40.459	28.479	236.3	9:22.559
7 2	1:29.610	22.260	39.576	27.774	236.8	10:33.521	7 1	1:32.699	22.407	41.600	28.692	236.3	10:55.258
8 2	1:29.484	22.187	39.610	27.687	236.8	12:03.005	8 1	1:31.447	22.446	40.557	28.444	236.8	12:26.705
9 2	1:29.563	22.202	39.632	27.729	236.8	13:32.568	9 1	1:31.778	22.441	40.809	28.528	237.3	13:58.483
10 2	1:29.573	22.175	39.639	27.759	236.8	15:02.141	10 1	1:31.877	22.572	40.468	28.837	236.8	15:30.360
11 2	1:29.890	22.206	39.842	27.842	236.8	16:32.031	11 1	1:31.498	22.536	40.628	28.334	236.3	17:01.858
12 2	1:29.812	22.268	39.815	27.729	236.8	18:01.843	12 1	1:31.307	22.475	40.493	28.339	235.8	18:33.165
13 2	1:29.841	22.206	39.806	27.829	237.3	19:31.684	13 1	1:31.561	22.647	40.534	28.380	235.8	20:04.726
14 2	1:30.083	22.248	40.037	27.798	236.8	21:01.767	14 1	1:31.879	22.490	40.832	28.557	237.3	21:36.605
15 2	1:29.927	22.241	39.865	27.821	237.3	22:31.694	15 1	1:32.249	22.767	40.672	28.810	235.8	23:08.854
16 2	1:30.188	22.241	39.998	27.949	237.8	24:01.882	16 1	1:31.904	22.657	40.618	28.629	236.3	24:40.758
17 2	1:30.114	22.210	39.972	27.932	237.3	25:31.996	17 1	1:31.981	22.644	40.445	28.892	236.3	26:12.739
18 2	1:30.158	22.252	40.080	27.826	237.3	27:02.154	18 1	1:31.755	22.589	40.438	28.728	236.3	27:44.494
19 2	1:30.499	22.285	40.227	27.987	236.8	28:32.653	19 1	1:36.463 P	22.718	40.502	33.243	237.3	29:20.957
20 2	1:34.328 P	22.248	40.070	32.010	237.8	30:06.981	20 2	2:51.978	1:42.923	40.618	28.437	232.2	32:12.935
21 1	2:52.300	1:42.944	40.877	28.479	230.7	32:59.281	21 2	1:31.718	22.766	40.292	28.660	234.7	33:44.653
22 1	1:31.480	22.828	40.604	28.048	234.2	34:30.761	22 2	1:31.378	22.775	40.299	28.304	235.2	35:16.031
23 1	1:30.360	22.489	39.906	27.965	235.2	36:01.121	23 2	1:31.606	22.560	40.437	28.609	235.8	36:47.637
24 1	1:30.317	22.394	39.974	27.949	235.8	37:31.438	24 2	1:32.385	22.705	41.287	28.393	234.7	38:20.022
25 1	1:30.157	22.418	39.905	27.834	235.2	39:01.595	25 2	1:30.854	22.444	40.125	28.285	235.2	39:50.876
26 1	1:30.258	22.424	39.963	27.871	236.3	40:31.853	26 2	1:31.045	22.442	40.360	28.243	236.8	41:21.921
27 1	1:30.464	22.486	40.159	27.819	236.3	42:02.317	27 2	1:31.085	22.422	40.167	28.496	236.3	42:53.006
28 1	1:30.494	22.444	40.140	27.910	236.8	43:32.811	28 2	1:31.584	22.529	40.434	28.621	236.3	44:24.590
29 1	1:30.558	22.474	40.032	28.052	236.8	45:03.369	29 2	1:31.213	22.666	40.274	28.273	235.2	45:55.803
30 1	1:30.760	22.543	40.115	28.102	236.3	46:34.129	30 2	1:31.099	22.545	40.389	28.165	235.8	47:26.902
31 1	1:30.525	22.396	40.030	28.099	235.8	48:04.654	31 2	1:31.369	22.778	40.262	28.329	236.3	48:58.271
32 1	1:30.804	22.469	40.255	28.080	236.8	49:35.458	32 2	1:31.539	22.590	40.570	28.379	236.8	50:29.810
33 1	1:30.831	22.557	40.129	28.145	235.8	51:06.289	33 2	1:31.193	22.546	40.302	28.345	235.8	52:01.003
34 1	1:30.666	22.479	40.128	28.059	236.3	52:36.955	34 2	1:31.202	22.456	40.284	28.462	235.8	53:32.205
35 1	1:31.392	22.456	40.164	28.772	236.8	54:08.347	35 2	1:31.789	22.756	40.521	28.512	236.8	55:03.994
36 1	1:31.656	23.353	40.150	28.153	235.8	55:40.003	36 2	1:32.608	22.580	41.298	28.730	235.8	56:36.602
37 1	1:30.964	22.484	40.222	28.258	236.8	57:10.967	37 2	1:31.492	22.751	40.343	28.398	235.8	58:08.094
38 1	1:30.805	22.456	40.182	28.167	236.8	58:41.772	38 2	1:32.605	22.748	41.290	28.567	237.3	59:40.699
39 1	1:31.024	22.428	40.333	28.263	237.3	1:00:12.796	39 2	1:31.760	22.652	40.521	28.587	235.8	1:01:12.459
40 1	1:31.207	22.530	40.436	28.241	236.8	1:01:44.003	40 2	1:32.195	22.695	40.885	28.615	237.3	1:02:44.654
41 1	1:31.017	22.563	40.316	28.138	237.3	1:03:15.020	41 2	1:33.160	23.442	41.120	28.598	228.3	1:04:17.814
42 1	1:31.003	22.528	40.287	28.188	237.3	1:04:46.023	42 2	1:31.402	22.419	40.635	28.348	238.4	1:05:49.216
43 1	1:31.047	22.478	40.356	28.213	237.8	1:06:17.070	43 2	1:31.251	22.430	40.304	28.517	236.8	1:07:20.467
44 1	1:31.230	22.540	40.430	28.260	237.8	1:07:48.300	44 2	1:31.124	22.584	40.323	28.217	237.8	1:08:51.591
45 1	1:31.460	22.562	40.547	28.351	237.3	1:09:19.760	45 2	1:31.605	22.398	40.754	28.453	238.4	1:10:23.196
46 1	1:31.421	22.525	40.449	28.447	237.8	1:10:51.181	46 2	1:31.166	22.489	40.465	28.212	237.8	1:11:54.362





Red Bull Ring
International GT Open
Race - 1
Lap Analysis



84

Andrew Gilbert

McLaren 720S GT3

88

Gino Forgione

Ferrari 488 GT3 MY 2020

PROAM

Fran Rueda

Altitude Racing by Optimum

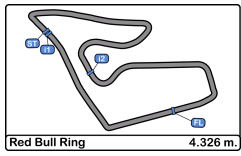
AM*

Andrea Montermini

AF Corse

Lap	D	Time	Sector 1	Sector 2	Sector 3	T. Spd	Elapsed	Lap	D	Time	Sector 1	Sector 2	Sector 3	T. Spd	Elapsed
1	2	1:36.730	26.651	41.584	28.495	236.3	1:36.730	1	2	1:38.075	27.309	41.499	29.267	236.8	1:38.075
2	2	1:30.996	22.363	40.386	28.247	237.3	3:07.726	2	2	1:31.027	22.463	40.301	28.263	237.3	3:09.102
3	2	1:31.137	22.340	40.453	28.344	238.9	4:38.863	3	2	1:30.766	22.280	40.185	28.301	237.3	4:39.868
4	2	1:30.684	22.286	40.078	28.320	238.4	6:09.547	4	2	1:35.289	22.269	40.303	32.717	237.3	6:15.157
5	2	1:30.425	22.279	39.963	28.183	238.9	7:39.972	5	2	1:36.534	22.392	40.436	33.706	238.4	7:51.691
6	2	1:30.575	22.376	40.086	28.113	238.4	9:10.547	6	2	1:31.359	22.332	40.510	28.517	238.9	9:23.050
7	2	1:30.496	22.363	40.113	28.020	238.9	10:41.043	7	2	1:31.747	22.406	40.762	28.579	238.9	10:54.797
8	2	1:30.557	22.298	39.982	28.277	239.4	12:11.600	8	2	1:31.457	22.307	40.506	28.644	236.3	12:26.254
9	2	1:30.597	22.325	40.169	28.103	237.8	13:42.197	9	2	1:33.532	22.393		2:02.176	237.3	13:59.786
10	2	1:30.879	22.374	40.210	28.295	238.4	15:13.076	10	2	1:31.176	22.336	40.496	28.344	237.3	15:30.962
11	2	1:30.716	22.323	40.129	28.264	238.4	16:43.792	11	2	1:43.443 P	22.404	40.502	40.537	237.3	17:14.405
12	2	1:30.874	22.404	40.179	28.291	238.9	18:14.666								
13	2	1:31.002	22.368	40.457	28.177	238.4	19:45.668								
14	2	1:30.696	22.378	40.212	28.106	239.4	21:16.364								
15	2	1:30.638	22.349	40.316	27.973	238.4	22:47.002								
16	2	1:30.469	22.332	40.120	28.017	238.9	24:17.471								
17	2	1:30.409	22.383	40.045	27.981	237.8	25:47.880								
18	2	1:30.841	22.337	40.269	28.235	238.4	27:18.721								
19	2	1:30.791	22.366	40.342	28.083	237.8	28:49.512								
20	2	1:30.672	22.399	40.220	28.053	238.4	30:20.184								
21	2	1:30.791	22.340	40.374	28.077	238.4	31:50.975								
22	2	1:30.932	22.383	40.311	28.238	239.4	33:21.907								
23	2	1:30.960	22.351	40.420	28.189	240.5	34:52.867								
24	2	1:31.353	22.420	40.531	28.402	238.9	36:24.220								
25	2	1:31.750	22.422	40.773	28.555	241.6	37:55.970								
26	2	1:31.097	22.416	40.395	28.286	240.5	39:27.067								
27	2	1:35.619 P	22.485	40.278	32.856	237.8	41:02.686								
28	1	2:57.126	1:46.056	41.924	29.146	232.7	43:59.812								
29	1	1:33.746	22.939	41.441	29.366	233.7	45:33.558								
30	1	1:33.207	22.697	41.299	29.211	236.3	47:06.765								
31	1	1:32.712	22.631	41.017	29.064	236.8	48:39.477								
32	1	1:33.440	23.170	41.428	28.842	238.9	50:12.917								
33	1	1:32.311	22.638	40.695	28.978	236.8	51:45.228								
34	1	1:32.384	22.459	40.885	29.040	237.8	53:17.612								
35	1	1:32.453	22.528	40.856	29.069	236.8	54:50.065								
36	1	1:32.284	22.493	41.009	28.782	236.8	56:22.349								
37	1	1:31.916	22.483	40.731	28.702	237.3	57:54.265								
38	1	1:45.823	36.335	40.959	28.529	231.2	59:40.088								
39	1	1:31.950	22.460	40.602	28.888	237.8	1:01:12.038								
40	1	1:32.497	22.586	41.042	28.869	237.8	1:02:44.535								
41	1	1:34.359	23.447	41.896	29.016	233.7	1:04:18.894								
42	1	1:32.713	22.541	41.185	28.987	239.4	1:05:51.607								
43	1	1:32.551	22.616	40.932	29.003	238.9	1:07:24.158								
44	1	1:32.590	22.598	40.896	29.096	238.4	1:08:56.748								
45	1	1:32.865	22.540	41.063	29.262	238.4	1:10:29.613								
46	1	1:34.231	23.360	41.621	29.250	237.8	1:12:03.844								





Red Bull Ring
International GT Open
Race - 1
Lap Analysis



007

Jahid Fazal-Karim

Aston Martin GT3 AMR MY2019

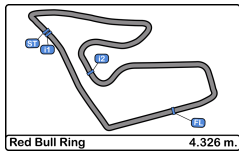
AM

Pascal Bachmann

Street-Art Racing

Lap	D	Time	Sector 1	Sector 2	Sector 3	T. Spd	Elapsed
1	2	1:44.852	31.420	43.995	29.437	215.5	1:44.852
2	2	1:35.090	23.380	42.456	29.254	233.7	3:19.942
3	2	1:36.634	22.805	44.122	29.707	236.3	4:56.576
4	2	1:33.244	22.927	41.183	29.134	234.7	6:29.820
5	2	1:32.706	22.734	40.931	29.041	235.8	8:02.526
6	2	1:33.190	22.919	41.086	29.185	235.8	9:35.716
7	2	1:32.870	22.883	40.887	29.100	235.8	11:08.586
8	2	1:33.345	22.860	41.472	29.013	237.3	12:41.931
9	2	1:33.775	22.985	41.532	29.258	236.8	14:15.706
10	2	1:33.316	22.928	41.136	29.252	236.8	15:49.022
11	2	1:33.385	22.922	41.288	29.175	237.8	17:22.407
12	2	1:33.282	23.127	41.193	28.962	235.8	18:55.689
13	2	1:38.398	23.264	45.528	29.606	233.7	20:34.087
14	2	1:33.046	22.966	41.014	29.066	234.7	22:07.133
15	2	1:32.882	22.910	40.940	29.032	238.4	23:40.015
16	2	1:33.178	22.829	41.047	29.302	236.3	25:13.193
17	2	1:32.684	22.855	41.005	28.824	237.3	26:45.877
18	2	1:32.962	22.898	41.066	28.998	236.3	28:18.839
19	2	1:33.707	22.914	41.494	29.299	235.8	29:52.546
20	2	1:33.417	23.039	41.305	29.073	236.3	31:25.963
21	2	1:32.775	22.864	41.076	28.835	235.8	32:58.738
22	2	1:40.142 P	23.076	42.413	34.653	219.0	34:38.880
23	1	3:01.323	1:48.841	42.446	30.036	222.6	37:40.203
24	1	1:36.126	24.119	41.774	30.233	233.2	39:16.329
25	1	1:36.489	23.099	41.860	31.530	236.8	40:52.818
26	1	1:34.637	23.940	41.315	29.382	232.2	42:27.455
27	1	1:33.915	23.028	41.073	29.814	237.8	44:01.370
28	1	1:32.867	22.934	41.189	28.744	237.3	45:34.237
29	1	1:43.560	33.135	41.454	28.971	225.4	47:17.797
30	1	1:54.408	42.507	42.622	29.279	211.7	49:12.205
31	1	1:33.378	23.120	41.232	29.026	236.8	50:45.583
32	1	1:35.366	24.471	41.696	29.199	217.3	52:20.949
33	1	1:34.183	23.136	41.520	29.527	235.2	53:55.132
34	1	1:33.869	22.928	40.919	30.022	237.3	55:29.001
35	1	1:33.445	23.209	41.028	29.208	235.2	57:02.446
36	1	1:33.490	23.138	40.910	29.442	236.8	58:35.936
37	1	1:35.383	23.183	42.719	29.481	224.0	1:00:11.319
38	1	1:36.152	23.233	43.011	29.908		1:01:47.471
39	1	1:38.164	24.459	44.011	29.694	225.0	1:03:25.635
40	1	1:33.903	23.166	41.410	29.327	236.8	1:04:59.538
41	1	1:33.278	23.057	41.223	28.998	236.8	1:06:32.816
42	1	1:34.177	23.017	41.147	30.013	239.4	1:08:06.993
43	1	1:34.429	23.763	41.104	29.562	240.5	1:09:41.422
44	1	1:35.276	24.523	41.757	28.996	213.8	1:11:16.698





Red Bull Ring
International GT Open
Race - 1
Analysis by Lap



Num	Lap Time	Gap	Num	Lap Time	Gap
27	1:31.236	48.634	84	1:34.231	1:12.663
911	1:31.633	51.767	8	1:33.355	1:13.361
19	1:33.743	1 Lap	61	1:32.092	1:16.755
91	1:33.335	57.131	5	1:40.877	1 Lap
5	1:39.007	1 Lap	786	1:32.721	1:24.827
66	1:30.778	1:00.480	33	1:32.751	1:31.801
65	1:31.124	1:03.291			
84	1:32.590	1:08.448			
54	1:32.396	1:09.688			
8	1:32.910	1:10.021			
61	1:31.205	1:16.054			
786	1:31.584	1:23.101			
33	1:31.596	1:30.217			

Num Lap Time Gap

Lap 45

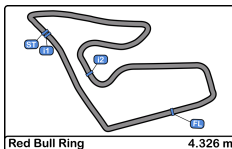
63	1:31.460	
25	1:30.683	1 Lap
17	1:30.720	06.268
20	1:31.444	18.756
007	1:34.429	2 Laps
51	1:31.072	22.463
23	1:31.053	22.849
777	1:30.471	26.865
38	1:31.434	46.533
27	1:30.978	48.152
6	1:31.952	48.921
911	1:31.656	51.963
19	1:32.150	1 Lap
91	1:32.407	58.078
66	1:31.159	1:00.179
65	1:31.605	1:03.436
5	1:40.083	1 Lap
54	1:31.609	1:09.837
84	1:32.865	1:09.853
8	1:32.866	1:11.427
61	1:31.490	1:16.084
786	1:31.886	1:23.527
33	1:31.714	1:30.471

Num Lap Time Gap

Lap 46

63	1:31.421	
25	1:31.168	1 Lap
17	1:31.815	06.662
20	1:30.983	18.318
51	1:31.147	22.189
23	1:31.265	22.693
007	1:35.276	2 Laps
777	1:30.914	26.358
38	1:31.010	46.122
27	1:30.386	47.117
6	1:31.183	48.683
911	1:31.926	52.468
19	1:31.913	1 Lap
91	1:32.331	58.988
66	1:30.968	59.726
65	1:31.166	1:03.181
54	1:31.740	1:10.156



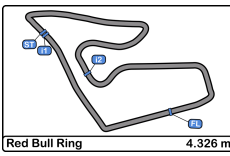


Red Bull Ring
International GT Open
Race - 1
Best Sectors Results



Sector - 1			Sector - 2			Sector - 3			Ideal Lap vs Best Lap		
Clas	Nº Driver	Time	Nº Driver	Time	Nº Driver	Time	Clas	Nº Driver	Ideal Lap	Best Lap	Clas
1	777 Jedliński - Basz	22.058	63 Chovet - Paul	39.576	63 Chovet - Paul	27.687	1	63 Chovet - Paul	1:29.438	1:29.484	1
2	69 De Haan - Fagg	22.141	17 Menchaca - Siebert	39.714	66 Proctor - Proctor	27.715	2	777 Jedliński - Basz	1:29.590	1:29.705	3
3	66 Proctor - Proctor	22.160	66 Proctor - Proctor	39.743	20 Barr - Pitamber	27.727	3	66 Proctor - Proctor	1:29.618	1:29.696	2
4	63 Chovet - Paul	22.175	777 Jedliński - Basz	39.772	69 De Haan - Fagg	27.744	4	17 Menchaca - Siebert	1:29.697	1:29.777	4
5	17 Menchaca - Siebert	22.207	23 Reicher - Haase	39.845	51 Marinangeli - Agostini	27.750	5	69 De Haan - Fagg	1:29.752	1:29.835	5
6	23 Reicher - Haase	22.226	20 Barr - Pitamber	39.862	777 Jedliński - Basz	27.760	6	20 Barr - Pitamber	1:29.861	1:30.141	7
7	5 Jedliński - Korzeniowski	22.227	27 Pulcini - Cheever III	39.863	17 Menchaca - Siebert	27.776	7	23 Reicher - Haase	1:29.923	1:30.244	9
8	88 Forgione - Montermini	22.269	69 De Haan - Fagg	39.867	54 Müller - Mettler	27.789	8	27 Pulcini - Cheever III	1:29.986	1:30.087	6
9	20 Barr - Pitamber	22.272	84 Gilbert - Rueda	39.963	19 Perolini - Arrow	27.812	9	51 Marinangeli - Agostini	1:30.065	1:30.203	8
10	54 Müller - Mettler	22.274	51 Marinangeli - Agostini	39.966	27 Pulcini - Cheever III	27.845	10	54 Müller - Mettler	1:30.125	1:30.362	11
11	27 Pulcini - Cheever III	22.278	61 Saada - Grunewald	40.025	23 Reicher - Haase	27.852	11	84 Gilbert - Rueda	1:30.215	1:30.409	12
12	84 Gilbert - Rueda	22.279	25 Cozzi - Sernagiotto	40.060	38 Rosi - Schirò	27.906	12	19 Perolini - Arrow	1:30.228	1:30.338	10
13	19 Perolini - Arrow	22.314	54 Müller - Mettler	40.062	25 Cozzi - Sernagiotto	27.938	13	25 Cozzi - Sernagiotto	1:30.346	1:30.528	13
14	91 Kirchmayr - Baron	22.324	19 Perolini - Arrow	40.102	84 Gilbert - Rueda	27.973	14	38 Rosi - Schirò	1:30.372	1:30.536	14
15	25 Cozzi - Sernagiotto	22.348	33 Pavlović - Jao-Javanil	40.106	33 Pavlović - Jao-Javanil	28.016	15	61 Saada - Grunewald	1:30.523	1:30.710	17
16	51 Marinangeli - Agostini	22.349	38 Rosi - Schirò	40.109	6 Bartone - Walker	28.032	16	91 Kirchmayr - Baron	1:30.533	1:30.825	20
17	38 Rosi - Schirò	22.357	91 Kirchmayr - Baron	40.110	5 Jedliński - Korzeniowski	28.073	17	911 Blom - Jans	1:30.603	1:30.709	16
18	911 Blom - Jans	22.362	65 Neumann - Rumpfkeil	40.125	61 Saada - Grunewald	28.077	18	33 Pavlović - Jao-Javanil	1:30.612	1:30.686	15
19	65 Neumann - Rumpfkeil	22.398	911 Blom - Jans	40.142	91 Kirchmayr - Baron	28.099	19	6 Bartone - Walker	1:30.622	1:30.734	18
20	61 Saada - Grunewald	22.421	6 Bartone - Walker	40.147	911 Blom - Jans	28.099	20	5 Jedliński - Korzeniowski	1:30.651	1:30.971	22
21	6 Bartone - Walker	22.443	88 Forgione - Montermini	40.185	65 Neumann - Rumpfkeil	28.165	21	65 Neumann - Rumpfkeil	1:30.688	1:30.854	21
22	786 Kiki - Osieka	22.458	786 Kiki - Osieka	40.271	786 Kiki - Osieka	28.168	22	88 Forgione - Montermini	1:30.717	1:30.766	19
23	8 Giuseppe Cipriani	22.464	5 Jedliński - Korzeniowski	40.351	88 Forgione - Montermini	28.263	23	786 Kiki - Osieka	1:30.897	1:31.010	23
24	33 Pavlović - Jao-Javanil	22.490	8 Giuseppe Cipriani	40.388	8 Giuseppe Cipriani	28.324	24	8 Giuseppe Cipriani	1:31.176	1:31.326	24
25	007 Fazal-Karim - Bachmann	22.734	007 Fazal-Karim - Bachmann	40.887	007 Fazal-Karim - Bachmann	28.744	25	007 Fazal-Karim - Bachmann	1:32.365	1:32.684	25





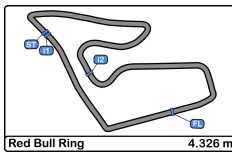
Red Bull Ring
International GT Open
Race - 1
Leader Sequence

Red Bull Ring 4.326 m.



Nº	Entrant/Team	Nat	Driver 1	Nat	Driver 2	Nat	Vehicle	Cat	Start Lap	End Lap	Laps	Total Laps
63	Oregon Team		Pierre Louis Chovet		<u>Maximilian Paul</u>		Lamborghini Huracan GT3 EVO2	PRO	1	20	20	20
17	Team Motopark		Diego Menchaca		<u>Marcos Siebert</u>		Mercedes AMG GT3 2020	PRO	21	25	5	5
84	Altitude Racing by Optimum Motorsport		Andrew Gilbert		<u>Fran Rueda</u>		McLaren 720S GT3	PROAM	26	27	2	2
63	Oregon Team		Pierre Louis Chovet		<u>Maximilian Paul</u>		Lamborghini Huracan GT3 EVO2	PRO	28	46	19	39



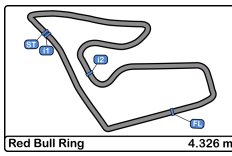


Red Bull Ring
International GT Open
Race - 1
Best 5 Lap Times



Cl	N°	Entrant/Team	Nat	Driver 1	Nat	Driver 2	Nat	Vehicle	Cat	Cl	Best 1		Best 2		Best 3		Best 4		Best 5	
											Time	Lap	Time	Lap	Time	Lap	Time	Lap	Time	Lap
1	63	Oregon Team	ITA	Pierre Louis Chovet	FRA	Maximilian Paul	DEU	Lamborghini Huracan GT3 EVO2	PRO	1	1:29.484	8	1:29.563	9	1:29.573	10	1:29.610	7	1:29.639	4
2	66	Greystone GT	GBR	Stewart Proctor	GBR	Lewis Proctor	GBR	McLaren 720S GT3	PROAM	1	1:29.696	24	1:29.876	23	1:30.112	25	1:30.159	22	1:30.287	33
3	777	Olimp Racing	POL	Marcin Jedliński	POL	Karol Basz	POL	Audi R8 LMS 2018	PROAM	2	1:29.705	25	1:29.799	23	1:29.807	24	1:29.857	26	1:30.166	22
4	17	Team Motopark	DEU	Diego Menchaca	MEX	Marcos Siebert	ARG	Mercedes AMG GT3 2020	PRO	2	1:29.777	8	1:29.994	7	1:30.054	9	1:30.093	14	1:30.121	6
5	69	Optimum Motorsport	GBR	Samuel De Haan	GBR	Charlie Fagg	GBR	McLaren 720S GT3	PRO	3	1:29.835	24	1:29.957	23	1:30.113	27	1:30.141	25	1:30.185	28
6	27	AF Corse	ITA	Marco Pulcini	ITA	Eddie Cheever III	ITA	Ferrari 296 GT3	PROAM	3	1:30.087	27	1:30.190	35	1:30.211	34	1:30.223	33	1:30.289	36
7	20	SPS Automotive Performance	DEU	Reece Barr	IRL	Mikael Pitamber	ZAF	Mercedes AMG GT3	PRO	4	1:30.141	25	1:30.168	27	1:30.180	24	1:30.201	28	1:30.267	23
8	51	AF Corse	ITA	Nicola Marinangeli	ITA	Riccardo Agostini	ITA	Ferrari 296 GT3	PRO	5	1:30.203	23	1:30.261	22	1:30.341	24	1:30.437	8	1:30.444	5
9	23	Eastalent-Racing	AUT	Simon Reicher	AUT	Christopher Haase	DEU	Audi R8 LMS GT3 Evo II	PRO	6	1:30.244	35	1:30.339	41	1:30.356	36	1:30.380	42	1:30.455	27
10	19	Oregon Team	ITA	Pietro Perolini	ITA	Daan Arrow	NLD	Lamborghini Huracan GT3 EVO2	PRO	7	1:30.338	4	1:30.447	9	1:30.463	5	1:30.543	13	1:30.545	8
11	54	CBRX by SPS	DEU	Dexter Müller	CHE	Yannick Mettler	CHE	Mercedes AMG GT3	PROAM	4	1:30.362	23	1:30.451	21	1:30.452	34	1:30.471	35	1:30.513	22
12	84	Altitude Racing by Optimum Motorsport	GBR	Andrew Gilbert	GBR	Fran Rueda	ESP	McLaren 720S GT3	PROAM	5	1:30.409	17	1:30.425	5	1:30.469	16	1:30.496	7	1:30.557	8
13	25	AF Corse	ITA	Alessandro Cozzi	ITA	Giorgio Sernagiotto	ITA	Ferrari 296 GT3	AM*	1	1:30.528	30	1:30.567	43	1:30.575	27	1:30.616	25	1:30.683	44
14	38	Kessel Racing	CHE	Nicolò Rosi	CHE	Niccolò Schirò	ITA	Ferrari 296 GT3	PROAM	6	1:30.536	24	1:30.573	22	1:30.639	23	1:30.700	26	1:30.752	25
15	33	Bonaldi Motorsport	ITA	Miloš Pavlović	SRB	Sanporn Jao-Javanil	THA	Lamborghini Huracan GT3 EVO2	PROAM	7	1:30.686	24	1:30.760	23	1:30.865	26	1:30.906	22	1:30.918	25
16	911	GetSpeed	DEU	Axel Blom	FIN	Steve Jans	LUX	Mercedes AMG GT3 2023	PROAM	8	1:30.709	6	1:30.833	9	1:30.886	8	1:30.952	3	1:30.975	4
17	61	AF Corse	ITA	Jean-Claude Saada	USA	Conrad Grunewald	USA	Ferrari 488 GT3 MY 2020	AM*	2	1:30.710	24	1:30.775	21	1:30.806	26	1:30.807	27	1:30.827	22
18	6	GetSpeed	DEU	Anthony Bartone	USA	Aaron Walker	GBR	Mercedes AMG GT3 2023	PRO	8	1:30.734	22	1:30.738	24	1:30.749	26	1:30.908	23	1:30.982	25
19	88	AF Corse	ITA	Gino Forgione	CHE	Andrea Montermini	ITA	Ferrari 488 GT3 MY 2020	AM*	3	1:30.766	3	1:31.027	2	1:31.176	10	1:31.359	6	1:31.457	8
20	91	Team Baron Motorsport	AUT	Ernst Kirchmayr	AUT	Philipp Baron	AUT	Ferrari 488 GT3 Evo	AM	4	1:30.825	7	1:30.842	6	1:30.932	11	1:30.962	4	1:30.990	10
21	65	Team Motopark	DEU	Heiko Neumann	DEU	Timo Rumpfkeil	DEU	Mercedes AMG GT3 2020	AM	5	1:30.854	25	1:31.045	26	1:31.085	27	1:31.099	30	1:31.124	44
22	5	Olimp Racing	POL	Stanislaw Jedliński	POL	Krystian Korzeniowski	POL	Ferrari 296 GT3	AM	6	1:30.971	9	1:30.998	6	1:31.025	4	1:31.053	3	1:31.072	8
23	786	GetSpeed	DEU	Kiki Sak Nana	THA	Adam Osieka	DEU	Mercedes AMG GT3 2023	AM	7	1:31.010	24	1:31.265	23	1:31.354	26	1:31.461	34	1:31.476	21
24	8	Il Barone Rampante	ITA	Giuseppe Cipriani	ITA		ITA	Lamborghini Huracan GT3 EVO	AM	8	1:31.326	12	1:31.567	5	1:31.589	6	1:31.592	10	1:31.680	24
25	007	Street-Art Racing	BEL	Jahid Fazal-Karim	FRA	Pascal Bachmann	CHE	Aston Martin GT3 AMR MY2019	AM	9	1:32.684	17	1:32.706	5	1:32.775	21	1:32.867	28	1:32.870	7



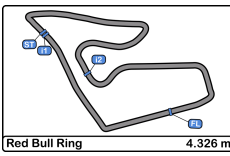


Red Bull Ring
International GT Open
Race - 1
Best 5 Top Speeds



Cl	N°	Entrant/Team	Nat	Driver 1	Nat	Driver 2	Nat	Vehicle	Cat	Cl	Top 1		Top 2		Top 3		Top 4		Top 5		Avg
											Km/h	Lap	Km/h	Lap	Km/h	Lap	Km/h	Lap	Km/h	Lap	
1	777	Olimp Racing	POL	Marcin Jedliński	POL	Karol Basz	POL	Audi R8 LMS 2018	PROAM	1	243.2	23	242.1	27	242.1	28	241.6	43	241.0	26	242.0
2	66	Greystone GT	GBR	Stewart Proctor	GBR	Lewis Proctor	GBR	McLaren 720S GT3	PROAM	2	241.6	21	241.6	38	241.0	39	240.5	30	240.5	31	241.0
3	84	Allitude Racing by Optimum Motorsport	GBR	Andrew Gilbert	GBR	Fran Rueda	ESP	McLaren 720S GT3	PROAM	3	241.6	25	240.5	23	240.5	26	239.4	8	239.4	14	240.3
4	8	Il Barone Rampante	ITA	Giuseppe Cipriani	ITA			Lamborghini Huracan GT3 EVO	AM	1	241.0	41	240.0	43	240.0	46	239.4	3	239.4	22	240.0
5	23	Eastalent-Racing	AUT	Simon Reicher	AUT	Christopher Haase	DEU	Audi R8 LMS GT3 Evo II	PRO	1	240.5	45	240.0	44	239.4	25	238.9	24	238.9	46	239.5
6	69	Optimum Motorsport	GBR	Samuel De Haan	GBR	Charlie Fagg	GBR	McLaren 720S GT3	PRO	2	240.5	32	240.0	33	240.0	36	239.4	29	239.4	30	239.8
7	007	Street-Art Racing	BEL	Jahid Fazal-Karim	FRA	Pascal Bachmann	CHE	Aston Martin GT3 AMR MY2019	AM	2	240.5	43	239.4	42	238.4	15	237.8	11	237.8	27	238.8
8	911	GetSpeed	DEU	Axel Blom	FIN	Steve Jans	LUX	Mercedes AMG GT3 2023	PROAM	4	240.0	41	238.9	21	238.9	24	238.9	43	238.4	36	239.0
9	5	Olimp Racing	POL	Stanislaw Jedliński	POL	Krystian Korzeniowski	POL	Ferrari 296 GT3	AM	3	238.9	6	237.3	1	237.3	4	237.3	5	237.3	7	237.6
10	27	AF Corse	ITA	Marco Pulcini	ITA	Eddie Cheever III	ITA	Ferrari 296 GT3	PROAM	5	238.9	5	238.9	15	238.9	16	238.9	45	238.4	6	238.8
11	54	CBRX by SPS	DEU	Dexter Müller	CHE	Yannick Mettler	CHE	Mercedes AMG GT3	PROAM	6	238.9	41	238.4	26	238.4	28	237.8	38	237.8	39	238.3
12	88	AF Corse	ITA	Gino Forgione	CHE	Andrea Montermini	ITA	Ferrari 488 GT3 MY 2020	AM*	4	238.9	6	238.9	7	238.4	5	237.3	2	237.3	3	238.2
13	91	Team Baron Motorsport	AUT	Ernst Kirchmayr	AUT	Philipp Baron	AUT	Ferrari 488 GT3 Evo	AM	5	238.9	14	238.9	44	237.3	6	237.3	8	237.3	12	237.9
14	38	Kessel Racing	CHE	Nicolò Rosi	CHE	Niccolò Schirò	ITA	Ferrari 296 GT3	PROAM	7	238.4	32	237.8	28	237.3	6	237.3	29	237.3	31	237.6
15	65	Team Motopark	DEU	Heiko Neumann	DEU	Timo Rumpfkeil	DEU	Mercedes AMG GT3 2020	AM	6	238.4	42	238.4	45	237.8	44	237.8	46	237.3	4	237.9
16	17	Team Motopark	DEU	Diego Menchaca	MEX	Marcos Siebert	ARG	Mercedes AMG GT3 2020	PRO	3	237.8	41	237.3	39	237.3	42	237.3	44	236.8	21	237.2
17	19	Oregon Team	ITA	Pietro Perolini	ITA	Daan Arrow	NLD	Lamborghini Huracan GT3 EVO2	PRO	4	237.8	23	237.8	25	236.8	14	236.8	16	236.8	20	237.2
18	63	Oregon Team	ITA	Pierre Louis Chovet	FRA	Maximilian Paul	DEU	Lamborghini Huracan GT3 EVO2	PRO	5	237.8	16	237.8	20	237.8	43	237.8	44	237.8	46	237.8
19	20	SPS Automotive Performance	DEU	Reece Barr	BEL	Mikael Pitamber	ZAF	Mercedes AMG GT3	PRO	6	237.3	36	237.3	43	237.3	44	236.8	2	236.8	14	237.1
20	6	GetSpeed	DEU	Anthony Bartone	USA	Aaron Walker	GBR	Mercedes AMG GT3 2023	PRO	7	236.8	29	236.3	2	236.3	33	236.3	34	236.3	41	236.4
21	25	AF Corse	ITA	Alessandro Cozzi	ITA	Giorgio Sernagiotto	ITA	Ferrari 296 GT3	AM*	7	236.8	6	236.8	7	236.8	21	236.8	40	236.8	41	236.8
22	61	AF Corse	ITA	Jean-Claude Saada	USA	Conrad Grunewald	USA	Ferrari 488 GT3 MY 2020	AM*	8	236.8	28	236.8	44	236.8	45	236.3	16	236.3	35	236.6
23	786	GetSpeed	DEU	Kiki Sak Nana	THA	Adam Osieka	DEU	Mercedes AMG GT3 2023	AM	9	236.8	10	236.8	42	236.3	5	236.3	12	236.3	14	236.5
24	51	AF Corse	ITA	Nicola Marinangeli	ITA	Riccardo Agostini	ITA	Ferrari 296 GT3	PRO	8	236.3	14	236.3	15	236.3	23	236.3	25	236.3	44	236.3
25	33	Bonaldi Motorsport	ITA	Miloš Pavlović	SRB	Sanporn Jao-Javanil	THA	Lamborghini Huracan GT3 EVO2	PROAM	8	235.8	41	235.8	42	235.8	43	235.8	45	235.2	37	235.7





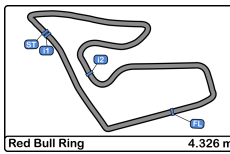
Red Bull Ring
International GT Open
Race - 1



Fastest Laps Sequence

Lap	Time of Day	Session Time	N° Entrant/Team	Nat	Driver 1	Nat	Driver 2	Nat	Vehicle	Cat	Time	Km/h
2	12:30:47.226	3:04.226	63 Oregon Team	ITA	Pierre Louis Chovet	FRA	Maximilian Paul	DEU	Lamborghini Huracan GT3 EVO2	PRO	1:30.142	172.7
3	12:32:17.093	4:34.093	63 Oregon Team	ITA	Pierre Louis Chovet	FRA	Maximilian Paul	DEU	Lamborghini Huracan GT3 EVO2	PRO	1:29.867	173.2
4	12:33:46.732	6:03.732	63 Oregon Team	ITA	Pierre Louis Chovet	FRA	Maximilian Paul	DEU	Lamborghini Huracan GT3 EVO2	PRO	1:29.639	173.7
7	12:38:16.024	10:33.024	63 Oregon Team	ITA	Pierre Louis Chovet	FRA	Maximilian Paul	DEU	Lamborghini Huracan GT3 EVO2	PRO	1:29.610	173.7
8	12:39:45.508	12:02.508	63 Oregon Team	ITA	Pierre Louis Chovet	FRA	Maximilian Paul	DEU	Lamborghini Huracan GT3 EVO2	PRO	1:29.484	174.0





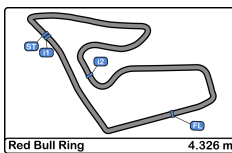
Red Bull Ring
International GT Open
Race - 1



Event Best Maximum Speed

N°	Entrant/Team	Nat	Driver 1	Nat	Driver 2	Nat	Vehicle	Cat	Km/h	Session
777	Olimp Racing	POL	Marcin Jedliński	POL	Karol Basz	POL	Audi R8 LMS 2018	PROAM	243.2	Race - 1
84	Altitude Racing by Optimum Motorsport	GBR	Andrew Gilbert	GBR	Fran Rueda	ESP	McLaren 720S GT3	PROAM	242.6	Free Practice - 1
66	Greystone GT	GBR	Stewart Proctor	GBR	Lewis Proctor	GBR	McLaren 720S GT3	PROAM	242.6	Qualifying - 1 Driver - 1
8	Il Barone Rampante	ITA	Giuseppe Cipriani	ITA			Lamborghini Huracan GT3 EVO	AM	242.6	Qualifying - 1 Driver - 1
69	Optimum Motorsport	GBR	Samuel De Haan	GBR	Charlie Fagg	GBR	McLaren 720S GT3	PRO	242.1	Free Practice - 1
007	Street-Art Racing	BEL	Jahid Fazal-Karim	FRA	Pascal Bachmann	CHE	Aston Martin GT3 AMR MY2019	AM	241.0	Qualifying - 1 Driver - 1
91	Team Baron Motorsport	AUT	Ernst Kirchmayr	AUT	Philipp Baron	AUT	Ferrari 488 GT3 Evo	AM	240.5	Free Practice - 1
23	Eastalent-Racing	AUT	Simon Reicher	AUT	Christopher Haase	DEU	Audi R8 LMS GT3 Evo II	PRO	240.5	Free Practice - 1
19	Oregon Team	ITA	Pietro Perolini	ITA	Daan Arrow	NLD	Lamborghini Huracan GT3 EVO2	PRO	240.5	Qualifying - 1 Driver - 1
63	Oregon Team	ITA	Pierre Louis Chovet	FRA	Maximilian Paul	DEU	Lamborghini Huracan GT3 EVO2	PRO	240.5	Qualifying - 1 Driver - 1
88	AF Corse	ITA	Gino Forgione	CHE	Andrea Montermini	ITA	Ferrari 488 GT3 MY 2020	AM*	240.0	Free Practice - 1
911	GetSpeed	DEU	Axel Blom	FIN	Steve Jans	LUX	Mercedes AMG GT3 2023	PROAM	240.0	Race - 1
65	Team Motopark	DEU	Heiko Neumann	DEU	Timo Rumpfkeil	DEU	Mercedes AMG GT3 2020	AM	239.4	Free Practice - 1
25	AF Corse	ITA	Alessandro Cozzi	ITA	Giorgio Sernagiotto	ITA	Ferrari 296 GT3	AM*	239.4	Free Practice - 2
61	AF Corse	ITA	Jean-Claude Saada	USA	Conrad Grunewald	USA	Ferrari 488 GT3 MY 2020	AM*	238.9	Free Practice - 1
17	Team Motopark	DEU	Diego Menchaca	MEX	Marcos Siebert	ARG	Mercedes AMG GT3 2020	PRO	238.9	Free Practice - 1
27	AF Corse	ITA	Marco Pulcini	ITA	Eddie Cheever III	ITA	Ferrari 296 GT3	PROAM	238.9	Race - 1
5	Olimp Racing	POL	Stanislaw Jedliński	POL	Krystian Korzeniowski	POL	Ferrari 296 GT3	AM	238.9	Race - 1
54	CBRX by SPS	DEU	Dexter Müller	CHE	Yannick Mettler	CHE	Mercedes AMG GT3	PROAM	238.9	Race - 1
786	GetSpeed	DEU	Kiki Sak Nana	THA	Adam Osieka	DEU	Mercedes AMG GT3 2023	AM	238.4	Free Practice - 1
51	AF Corse	ITA	Nicola Marinangeli	ITA	Riccardo Agostini	ITA	Ferrari 296 GT3	PRO	238.4	Free Practice - 2
38	Kessel Racing	CHE	Nicolò Rosi	CHE	Niccolò Schirò	ITA	Ferrari 296 GT3	PROAM	238.4	Qualifying - 1 Driver - 1
20	SPS Automotive Performance	DEU	Reece Barr	IRL	Mikaeel Pitamber	ZAF	Mercedes AMG GT3	PRO	237.3	Qualifying - 1 Driver - 1
6	GetSpeed	DEU	Anthony Bartone	USA	Aaron Walker	GBR	Mercedes AMG GT3 2023	PRO	236.8	Race - 1
33	Bonaldi Motorsport	ITA	Miloš Pavlović	SRB	Sanporn Jao-Javanil	THA	Lamborghini Huracan GT3 EVO2	PROAM	236.3	Free Practice - 1





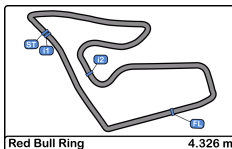
Red Bull Ring
International GT Open
Race - 1
Lap Chart



LAP

Nr	Po	Grid	1	2	3	4	5	6	7	8	9	10	11	12	13	14	15	16	17	18	19	20	21	22	23	24	25	26	27	28	29	30	31	32	33	34	35		
63	1	63	63	63	63	63	63	63	63	63	63	63	63	63	63	63	63	63	63	63	63	17	17	17	17	17	84	84	63	63	63	63	63	63	63	63	63		
19	2	19	17	17	17	17	17	17	17	17	17	17	17	17	17	17	17	17	17	17	17	19	19	19	19	19	84	91	5	17	17	17	17	17	17	69	69		
84	3	84	19	19	19	19	19	19	19	19	19	19	19	19	19	19	19	19	19	19	19	19	19	19	19	19	5	63	69	69	69	69	69	69	69	17	17		
51	4	51	69	69	69	69	69	69	69	69	69	69	69	69	69	84	84	84	84	84	84	51	51	51	51	51	63	17	51	51	51	51	51	51	51	51	51		
17	5	17	84	84	84	84	84	84	84	84	84	84	84	84	84	69	69	69	69	69	51	51	911	911	911	91	91	17	69	19	19	19	19	20	20	20	20		
69	6	69	51	51	51	51	51	51	51	51	51	51	51	51	51	51	51	51	51	51	69	20	91	91	91	911	5	69	51	20	20	20	20	19	19	23	23		
91	7	91	88	88	88	20	20	20	20	20	20	20	20	20	20	20	20	20	20	20	20	911	20	5	5	5	63	19	19	84	23	23	23	23	23	23	19	19	
5	8	5	20	20	20	911	911	911	911	911	911	911	911	911	911	911	911	911	911	911	91	5	63	63	63	69	51	20	23	84	84	84	777	777	777	777	777		
88	9	88	911	911	911	27	27	27	27	27	27	27	27	27	27	27	91	91	91	91	91	5	007	007	69	69	20	20	23	911	911	777	777	84	84	84	84		
911	10	911	27	27	27	91	91	91	91	91	91	91	91	91	91	91	23	23	23	23	5	38	63	69	20	20	23	23	911	91	777	911	911	911	911	911	38	38	
23	11	23	91	91	91	5	5	5	23	23	23	23	23	23	23	23	27	27	27	27	23	8	69	20	23	23	911	911	91	777	6	6	6	6	38	38	911	911	
38	12	38	5	5	5	23	23	23	5	5	5	5	5	5	5	5	5	5	5	5	27	007	23	23	6	6	6	6	6	6	91	38	38	38	6	6	6	6	
20	13	20	23	23	23	88	6	6	6	6	6	6	6	6	6	6	6	6	6	6	38	69	6	6	38	38	38	38	777	38	38	91	91	91	91	91	91		
27	14	27	38	6	6	6	38	38	38	38	38	38	38	38	38	38	38	38	38	38	6	23	38	38	777	777	777	777	38	8	8	8	8	27	27	27	27	27	
65	15	65	6	38	38	38	8	8	8	8	8	8	8	8	8	8	8	8	8	8	6	8	777	8	8	8	8	8	27	27	27	27	8	8	8	8	8	8	
8	16	8	8	8	8	8	65	65	88	88	65	65	65	65	65	65	65	65	65	65	777	777	8	65	27	27	27	27	65	65	65	65	65	65	65	65	65	65	
6	17	6	65	65	65	65	88	88	65	65	88	88	777	777	777	777	777	777	777	777	777	65	65	65	27	65	65	65	65	5	5	54	54	54	54	54	54	54	
25	18	25	25	25	25	25	25	25	25	25	777	777	25	25	25	25	25	25	25	25	25	27	27	27	786	786	786	786	786	54	54	66	66	66	66	66	66	66	
777	19	777	66	66	777	777	777	777	777	777	25	25	66	66	66	66	66	66	66	66	66	786	786	786	54	54	54	54	54	66	66	5	786	786	786	786	786	61	61
66	20	66	54	777	66	66	66	66	66	66	66	66	54	54	54	54	786	786	786	54	54	54	54	54	66	66	66	66	66	786	786	786	61	61	61	61	786	786	
33	21	33	61	54	54	54	54	54	54	54	54	786	786	786	786	54	54	54	786	007	25	66	66	25	25	25	25	25	61	61	5	5	33	33	33	33	33	33	
007	22	007	777	61	61	61	61	786	786	786	786	786	88	61	61	61	61	61	61	007	786	66	25	25	61	61	61	61	33	33	33	33	33	33	33	33	33	33	33
786	23	786	786	786	786	786	786	61	61	61	61	61	61	007	007	007	007	007	007	61	61	61	61	33	33	33	33	33	25	25	25	25	25	25	25	25	25	25	
54	24	54	007	007	007	007	007	007	007	007	007	007	33	33	33	33	33	33	33	33	33	33	33	007	007	007	007	007	007	007	007	007	007	007	007	007	007	007	007
61	25	61	33	33	33	33	33	33	33	33	33	33	33	33	33	33	33	33	33	33	33	33	33	007	007	007	007	007	007	007	007	007	007	007	007	007	007	007	007





Red Bull Ring
International GT Open
Race - 1
Lap Chart

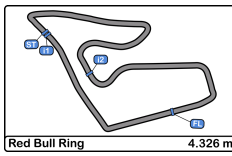


Red Bull Ring 4.326 m.

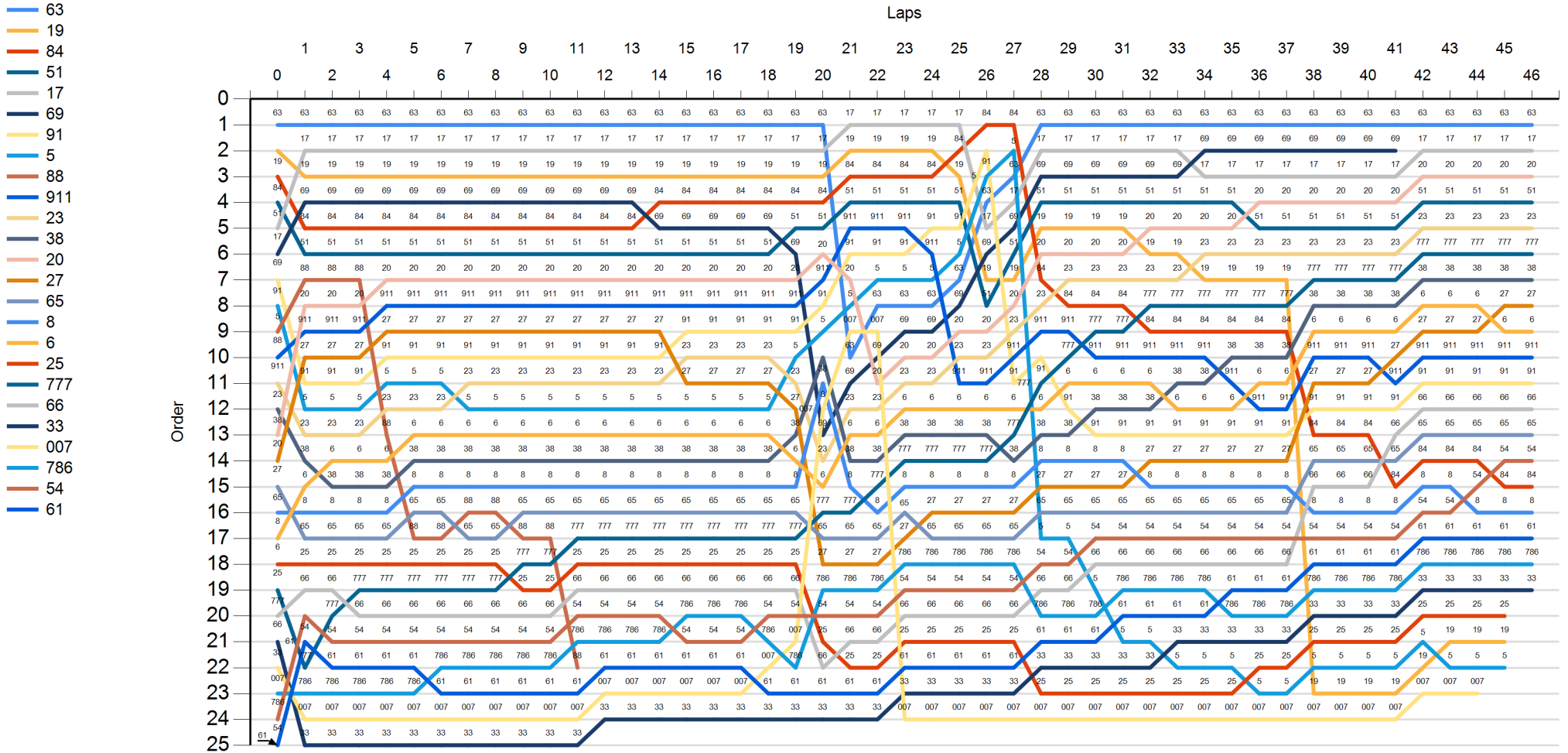
LAP

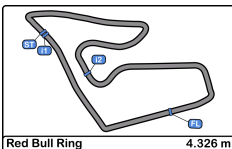
Nr	Po	36	37	38	39	40	41	42	43	44	45	46
63	1	63	63	63	63	63	63	63	63	63	63	63
19	2	69	69	69	69	69	69	17	17	17	17	17
84	3	17	17	17	17	17	17	20	20	20	20	20
51	4	20	20	20	20	20	20	51	51	51	51	51
17	5	51	51	51	51	51	51	23	23	23	23	23
69	6	23	23	23	23	23	23	777	777	777	777	777
91	7	19	19	777	777	777	777	38	38	38	38	38
5	8	777	777	38	38	38	38	6	6	6	27	27
88	9	84	84	6	6	6	6	27	27	27	6	6
911	10	38	38	911	911	911	27	911	911	911	911	911
23	11	6	6	27	27	27	911	91	91	91	91	91
38	12	911	911	91	91	91	91	66	66	66	66	66
20	13	91	91	84	84	84	66	65	65	65	65	65
27	14	27	27	65	65	65	65	84	84	84	54	54
65	15	8	8	66	66	66	84	8	8	54	84	84
8	16	65	65	8	8	8	8	54	54	8	8	8
6	17	54	54	54	54	54	54	61	61	61	61	61
25	18	66	66	61	61	61	61	786	786	786	786	786
777	19	61	61	786	786	786	786	33	33	33	33	33
66	20	786	786	33	33	33	33	25	25	25	25	25
33	21	33	33	25	25	25	25	5	19	19	19	19
007	22	25	25	5	5	5	5	19	5	5	5	5
786	23	5	5	19	19	19	19	007	007	007	007	007
54	24	007	007	007	007	007	007	007	007	007	007	007
61	25											





Red Bull Ring
International GT Open
Race - 1
Graphic Lap Chart



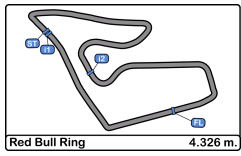


Red Bull Ring
International GT Open
Race - 1
Pit Stop Analysis



Ord	Nr.	In Day Time	Entrant/Team	Nat	Driver 1	Nat	Driver 2	Nat	Vehicle	Cat	In Time	Stop N°	Pit Time	Handicap	Diff.
1	786	12:55:43.373	GetSpeed	DEU	Kiki Sak Nana	THA	Adam Osieka	DEU	Mercedes AMG GT3 2023	AM	28:00.871	1	1:18.000	1:15	
2	61	12:55:59.680	AF Corse	ITA	Jean-Claude Saada	USA	Conrad Grunewald	USA	Ferrari 488 GT3 MY 2020	AM*	28:17.177	1	1:16.585	1:15	
3	33	12:56:06.366	Bonaldi Motorsport	ITA	Miloš Pavlović	SRB	Sanporn Jao-Javanil	THA	Lamborghini Huracan GT3 EVO2	PROAM	28:23.863	1	1:21.175	1:20	
4	69	12:56:36.380	Optimum Motorsport	GBR	Samuel De Haan	GBR	Charlie Fagg	GBR	McLaren 720S GT3	PRO	28:53.877	1	1:16.735	1:15	
5	23	12:56:43.987	Eastalent-Racing	AUT	Simon Reicher	AUT	Christopher Haase	DEU	Audi R8 LMS GT3 Evo II	PRO	29:01.485	1	1:20.535	1:20	
6	27	12:56:47.446	AF Corse	ITA	Marco Pulcini	ITA	Eddie Cheever III	ITA	Ferrari 296 GT3	PROAM	29:04.943	1	1:41.108	1:15	
7	6	12:56:52.955	GetSpeed	DEU	Anthony Bartone	USA	Aaron Walker	GBR	Mercedes AMG GT3 2023	PRO	29:10.452	1	1:17.832	1:15	
8	65	12:56:58.812	Team Motopark	DEU	Heiko Neumann	DEU	Timo Rumpkeil	DEU	Mercedes AMG GT3 2020	AM	29:16.309	1	1:26.543	1:25	
9	777	12:57:00.712	Olimp Racing	POL	Marcin Jedliński	POL	Karol Basz	POL	Audi R8 LMS 2018	PROAM	29:18.209	1	1:16.681	1:15	
10	25	12:57:09.213	AF Corse	ITA	Alessandro Cozzi	ITA	Giorgio Sernagiotto	ITA	Ferrari 296 GT3	AM*	29:26.711	1	1:31.164	1:30	
11	66	12:57:12.227	Greystone GT	GBR	Stewart Proctor	GBR	Lewis Proctor	GBR	McLaren 720S GT3	PROAM	29:29.724	1	1:29.244	1:15	
12	54	12:57:16.129	CBRX by SPS	DEU	Dexter Müller	CHE	Yannick Mettler	CHE	Mercedes AMG GT3	PROAM	29:33.627	1	1:22.921	1:20	
13	63	12:57:44.876	Oregon Team	ITA	Pierre Louis Chovet	FRA	Maximilian Paul	DEU	Lamborghini Huracan GT3 EVO2	PRO	30:02.373	1	1:25.584	1:25	
14	38	12:58:29.139	Kessel Racing	CHE	Nicolò Rosi	CHE	Niccolò Schirò	ITA	Ferrari 296 GT3	PROAM	30:46.636	1	1:15.353	1:15	
15	8	12:58:30.662	Il Barone Rampante	ITA	Giuseppe Cipriani	ITA			Lamborghini Huracan GT3 EVO	AM	30:48.159	1	1:16.321	1:15	
16	20	12:59:44.005	SPS Automotive Performance	DEU	Reece Barr	IRL	Mikael Pitamber	ZAF	Mercedes AMG GT3	PRO	32:01.502	1	1:17.307	1:15	
17	007	13:02:16.821	Street-Art Racing	BEL	Jahid Fazal-Karim	FRA	Pascal Bachmann	CHE	Aston Martin GT3 AMR MY2019	AM	34:34.319	1	1:30.461	1:15	
18	911	13:04:19.547	GetSpeed	DEU	Axel Blom	FIN	Steve Jans	LUX	Mercedes AMG GT3 2023	PROAM	36:37.044	1	1:20.039	1:15	
19	17	13:05:26.645	Team Motopark	DEU	Diego Menchaca	MEX	Marcos Siebert	ARG	Mercedes AMG GT3 2020	PRO	37:44.142	1	1:26.142	1:25	
20	19	13:05:37.214	Oregon Team	ITA	Pietro Perolini	ITA	Daan Arrow	NLD	Lamborghini Huracan GT3 EVO2	PRO	37:54.711	1	1:16.787	1:15	
21	51	13:05:38.096	AF Corse	ITA	Nicola Marinangeli	ITA	Riccardo Agostini	ITA	Ferrari 296 GT3	PRO	37:55.594	1	1:17.051	1:15	
22	91	13:07:25.261	Team Baron Motorsport	AUT	Ernst Kirchmayr	AUT	Philipp Baron	AUT	Ferrari 488 GT3 Evo	AM	39:42.758	1	1:19.191	1:15	
23	84	13:08:40.621	Altitude Racing by Optimum Mot	GBR	Andrew Gilbert	GBR	Fran Rueda	ESP	McLaren 720S GT3	PROAM	40:58.118	1	1:27.565	1:25	
24	5	13:09:03.113	Olimp Racing	POL	Stanislaw Jedliński	POL	Krystian Korzeniowski	POL	Ferrari 296 GT3	AM	41:20.610	1	1:28.264	1:15	

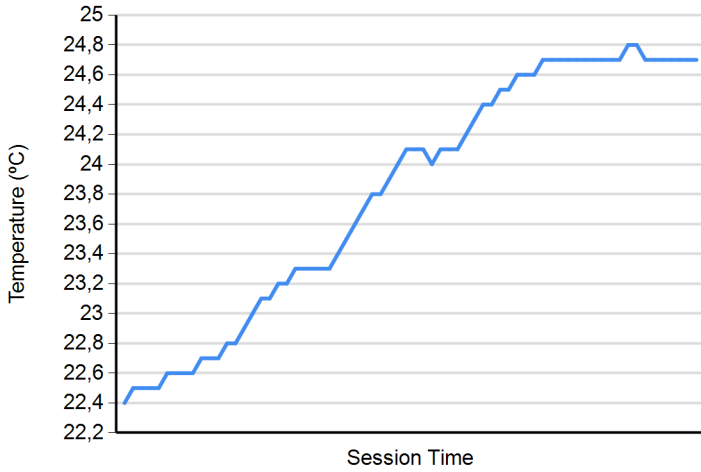




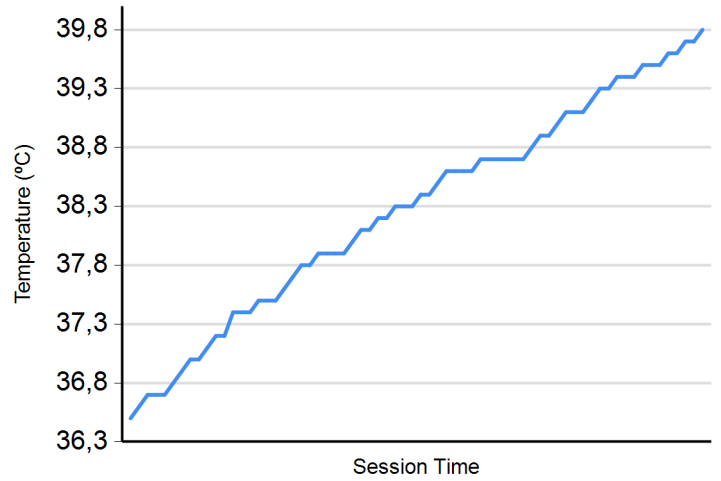
Red Bull Ring
International GT Open
Race - 1
Weather Report



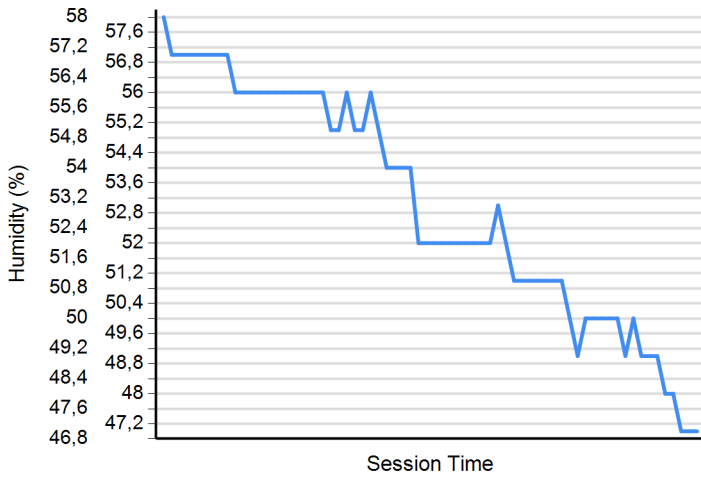
Air Temperature



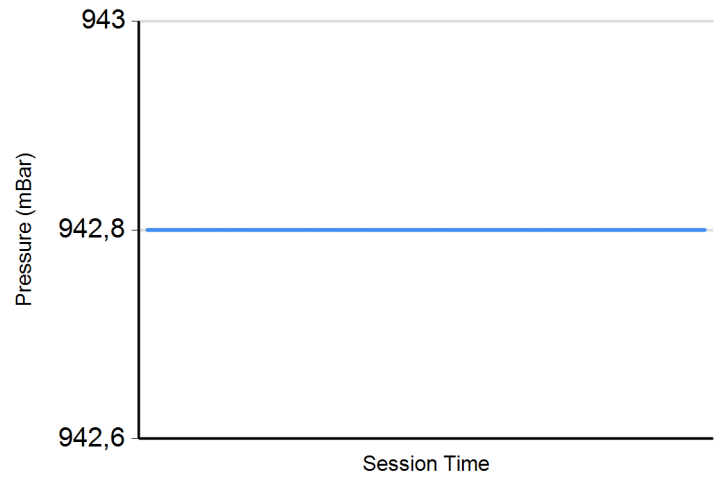
Track Temperature



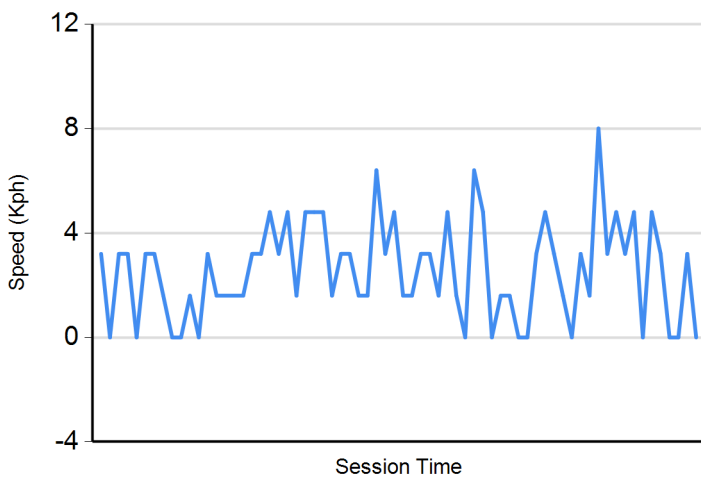
Humidity



Pressure



Wind Speed



Wind direction

North = 0°/360° Est = 90° South = 180° West = 270°

