

Circuito de Barcelona
International GT Open
Private test - 1
Provisional Results



Cls	N°	Entrant/Team	Nat	Driver 1	Nat	Driver 2	Nat	Vehicle	Cat	Cls	Laps	Best	Time	Gap	Interval	Km/h
1	51	AF Corse	ITA	Nicola Marinangeli	ITA	Riccardo Agostini	ITA	Ferrari 296 GT3	PRO	1	24	12	1:40.184			167.3
2	77	AlManar Racing by GetSpeed	OMN	Al Faisal Al Zubair	OMN	Fabian Schiller	DEU	Mercedes AMG GT3 2023	PRO	2	24	6	1:40.404	0.220	0.220	166.9
3	66	Greystone GT	GBR	Stewart Proctor	GBR	Lewis Proctor	GBR	McLaren 720S GT3	PROAM	1	27	3	1:40.845	0.661	0.441	166.2
4	777	Olimp Racing	POL	Marcin Jedliński	POL	Karol Basz	POL	Audi R8 LMS 2018	PROAM	2	22	19	1:40.946	0.762	0.101	166.0
5	20	SPS Automotive Performance	DEU	Dominik Baumann	AUT	Mikael Pitamber	ZAF	Mercedes AMG GT3	PRO	3	24	23	1:41.604	1.420	0.658	165.0
6	23	Eastalent-Racing	AUT	Simon Reicher	AUT	Christopher Haase	DEU	Audi R8 LMS GT3 Evo II	PRO	4	22	5	1:41.616	1.432	0.012	164.9
7	69	Optimum Motorsport	GBR	Samuel De Haan	GBR	Charlie Fagg	GBR	McLaren 720S GT3	PRO	5	25	13	1:41.796	1.612	0.180	164.6
8	25	AF Corse	ITA	Alessandro Cozzi	ITA	Giorgio Sernagiotto	ITA	Ferrari 296 GT3	AM*	1	9	7	1:41.815	1.631	0.019	164.6
9	54	CBRX by SPS	DEU	Dexter Müller	CHE	Yannick Mettler	CHE	Mercedes AMG GT3	PROAM	3	20	18	1:41.820	1.636	0.005	164.6
10	61	AF Corse	ITA	Jean-Claude Saada	USA	Conrad Grunewald	USA	Ferrari 488 GT3 MY 2020	AM*	2	24	3	1:41.835	1.651	0.015	164.6
11	11	Kessel Racing	CHE	Frédéric Jousset	FRA	David Fumanelli	ITA	Ferrari 296 GT3	PROAM	4	23	8	1:41.946	1.762	0.111	164.4
12	27	AF Corse	ITA	Marco Pulcini	ITA	Eddie Cheever III	ITA	Ferrari 296 GT3	PROAM	5	22	17	1:42.148	1.964	0.202	164.1
13	91	Team Baron Motorsport	AUT	Ernst Kirchmayr	AUT	Axcil Jefferies	ZWE	Ferrari 488 GT3 Evo	AM*	3	18	3	1:42.170	1.986	0.022	164.0
14	33	Bonaldi Motorsport	ITA	Miloš Pavlović	SRB	Sanporn Jao-Javanil	THA	Lamborghini Huracan GT3 EVO2	PROAM	6	21	4	1:42.246	2.062	0.076	163.9
15	38	Kessel Racing	CHE	Nicolò Rosi	CHE	Niccolò Schirò	ITA	Ferrari 296 GT3	PROAM	7	26	3	1:42.307	2.123	0.061	163.8
16	63	Oregon Team	ITA	Pierre Louis Chovet	FRA	Maximilian Paul	DEU	Lamborghini Huracan GT3 EVO2	PRO	6	25	7	1:42.400	2.216	0.093	163.7
17	55	AF Corse	ITA	Laurent De Meeus	DEU	Jamie Stanley	GBR	Ferrari 488 GT3 MY 2020	PROAM	8	22	9	1:42.407	2.223	0.007	163.7
18	88	AF Corse	ITA	Gino Forgione	CHE	Andrea Montermini	ITA	Ferrari 488 GT3 MY 2020	AM*	4	22	6	1:42.435	2.251	0.028	163.6
19	17	Team Motopark	DEU	Diego Menchaca	MEX	Albert Costa	ESP	Mercedes AMG GT3 2020	PRO	7	23	16	1:42.463	2.279	0.028	163.6
20	6	GetSpeed	DEU	Anthony Bartone	USA	Aaron Walker	GBR	Mercedes AMG GT3 2023	PRO	8	25	6	1:42.467	2.283	0.004	163.6
21	19	Oregon Team	ITA	Pietro Perolini	ITA	Daan Arrow	NLD	Lamborghini Huracan GT3 EVO2	PRO	9	28	19	1:42.822	2.638	0.355	163.0
22	786	GetSpeed	DEU	Kiki Sak Nana	THA	Adam Osieka	DEU	Mercedes AMG GT3 2023	AM	5	28	11	1:43.119	2.935	0.297	162.5
23	5	Olimp Racing	POL	Stanislaw Jedliński	POL	Krystian Korzeniowski	POL	Ferrari 296 GT3	AM	6	21	3	1:43.175	2.991	0.056	162.4
24	911	GetSpeed	DEU	Axel Blom	FIN	Steve Jans	LUX	Mercedes AMG GT3 2023	PROAM	9	28	14	1:43.287	3.103	0.112	162.3
25	8	Il Barone Rampante	ITA	Giuseppe Cipriani	ITA			Lamborghini Huracan GT3 EVO	AM	7	22	21	1:43.638	3.454	0.351	161.7
26	52	AF Corse	ITA	Jay Schreiber	USA	Oswaldo Negri	BRA	Ferrari 488 GT3 MY 2020	PRO	10	24	11	1:43.901	3.717	0.263	161.3
27	65	Team Motopark	DEU	Heiko Neumann	DEU	Timo Rumpfkeil	DEU	Mercedes AMG GT3 2020	AM	8	20	18	1:44.604	4.420	0.703	160.2
28	007	Street-Art Racing	BEL	Jahid Fazal-Karim	FRA	Pascal Bachmann	CHE	Aston Martin GT3 AMR MY2019	AM	9	23	20	1:44.792	4.608	0.188	159.9
29	75	Team Motopark	DEU	Lukas Dunner	AUT	Morten Stromsted	DNK	Mercedes AMG GT3 2020	PROAM	10	10	9	1:46.127	5.943	1.335	157.9

Published at:.....

Track Temp: 16.8 °C Air Temp: 25.6 °C Humidity: 53 % Track Status: DRY

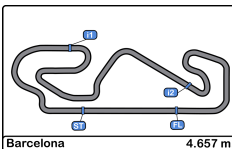
Race Director:

Timekeeper:

Luis Garcia

JOB-1605-ESP/M





Circuito de Barcelona
International GT Open
Private test - 1
Provisional Results by Category



PRO																
Cls	N°	Entrant/Team	Nat	Driver 1	Nat	Driver 2	Nat	Vehicle	Cat	Cls	Laps	Best	Time	Gap	Interval	Km/h
1	51	AF Corse	ITA	Nicola Marinangeli	ITA	Riccardo Agostini	ITA	Ferrari 296 GT3	PRO	1	24	12	1:40.184			167.3
2	77	AlManar Racing by GetSpeed	GBR	Al Faisal Al Zubair	GBR	Fabian Schiller	DEU	Mercedes AMG GT3 2023	PRO	2	24	6	1:40.404	0.220	0.220	166.9
3	20	SPS Automotive Performance	DEU	Dominik Baumann	DEU	Mikael Pitamber	ZAF	Mercedes AMG GT3	PRO	3	24	23	1:41.604	1.420	1.200	165.0
4	23	Eastalent-Racing	AUT	Simon Reicher	AUT	Christopher Haase	DEU	Audi R8 LMS GT3 Evo II	PRO	4	22	5	1:41.616	1.432	0.012	164.9
5	69	Optimum Motorsport	GBR	Samuel De Haan	GBR	Charlie Fagg	GBR	McLaren 720S GT3	PRO	5	25	13	1:41.796	1.612	0.180	164.6
6	63	Oregon Team	ITA	Pierre Louis Chovet	FRA	Maximilian Paul	DEU	Lamborghini Huracan GT3 EVO2	PRO	6	25	7	1:42.400	2.216	0.604	163.7
7	17	Team Motopark	DEU	Diego Menchaca	MEX	Albert Costa	ESP	Mercedes AMG GT3 2020	PRO	7	23	16	1:42.463	2.279	0.063	163.6
8	6	GetSpeed	DEU	Anthony Bartone	USA	Aaron Walker	GBR	Mercedes AMG GT3 2023	PRO	8	25	6	1:42.467	2.283	0.004	163.6
9	19	Oregon Team	ITA	Pietro Perolini	ITA	Daan Arrow	NLD	Lamborghini Huracan GT3 EVO2	PRO	9	28	19	1:42.822	2.638	0.355	163.0
10	52	AF Corse	ITA	Jay Schreiber	USA	Oswaldo Negri	BRA	Ferrari 488 GT3 MY 2020	PRO	10	24	11	1:43.901	3.717	1.079	161.3

PROAM																
Cls	N°	Entrant/Team	Nat	Driver 1	Nat	Driver 2	Nat	Vehicle	Cat	Cls	Laps	Best	Time	Gap	Interval	Km/h
1	66	Greystone GT	GBR	Stewart Proctor	GBR	Lewis Proctor	GBR	McLaren 720S GT3	PROAM	1	27	3	1:40.845			166.2
2	777	Olimp Racing	POL	Marcin Jedliński	POL	Karol Basz	POL	Audi R8 LMS 2018	PROAM	2	22	19	1:40.946	0.101	0.101	166.0
3	54	CBRX by SPS	DEU	Dexter Müller	CHE	Yannick Mettler	CHE	Mercedes AMG GT3	PROAM	3	20	18	1:41.820	0.975	0.874	164.6
4	11	Kessel Racing	CHE	Frédéric Jousset	FRA	David Fumanelli	ITA	Ferrari 296 GT3	PROAM	4	23	8	1:41.946	1.101	0.126	164.4
5	27	AF Corse	ITA	Marco Pulcini	ITA	Eddie Cheever III	ITA	Ferrari 296 GT3	PROAM	5	22	17	1:42.148	1.303	0.202	164.1
6	33	Bonaldi Motorsport	ITA	Miloš Pavlović	SRB	Sanporn Jao-Javanil	THA	Lamborghini Huracan GT3 EVO2	PROAM	6	21	4	1:42.246	1.401	0.098	163.9
7	38	Kessel Racing	CHE	Nicolò Rosi	CHE	Niccolò Schirò	ITA	Ferrari 296 GT3	PROAM	7	26	3	1:42.307	1.462	0.061	163.8
8	55	AF Corse	ITA	Laurent De Meeus	DEU	Jamie Stanley	GBR	Ferrari 488 GT3 MY 2020	PROAM	8	22	9	1:42.407	1.562	0.100	163.7
9	911	GetSpeed	DEU	Axel Blom	FRA	Steve Jans	LUX	Mercedes AMG GT3 2023	PROAM	9	28	14	1:43.287	2.442	0.880	162.3
10	75	Team Motopark	DEU	Lukas Dunner	AUT	Morten Stromsted	DNK	Mercedes AMG GT3 2020	PROAM	10	10	9	1:46.127	5.282	2.840	157.9

AM																
Cls	N°	Entrant/Team	Nat	Driver 1	Nat	Driver 2	Nat	Vehicle	Cat	Cls	Laps	Best	Time	Gap	Interval	Km/h
1	25	AF Corse	ITA	Alessandro Cozzi	ITA	Giorgio Sernagiotto	ITA	Ferrari 296 GT3	AM*	1	9	7	1:41.815			164.6
2	61	AF Corse	ITA	Jean-Claude Saada	USA	Conrad Grunewald	USA	Ferrari 488 GT3 MY 2020	AM*	2	24	3	1:41.835	0.020	0.020	164.6
3	91	Team Baron Motorsport	AUT	Ernst Kirchmayr	AUT	Axcil Jefferies	ZWE	Ferrari 488 GT3 Evo	AM*	3	18	3	1:42.170	0.355	0.335	164.0
4	88	AF Corse	ITA	Gino Forgione	CHE	Andrea Montermini	ITA	Ferrari 488 GT3 MY 2020	AM*	4	22	6	1:42.435	0.620	0.265	163.6
5	786	GetSpeed	DEU	Kiki Sak Nana	THA	Adam Osieka	DEU	Mercedes AMG GT3 2023	AM	5	28	11	1:43.119	1.304	0.684	162.5
6	5	Olimp Racing	POL	Stanislaw Jedliński	POL	Krystian Korzeniowski	POL	Ferrari 296 GT3	AM	6	21	3	1:43.175	1.360	0.056	162.4
7	8	Il Barone Rampante	ITA	Giuseppe Cipriani	ITA			Lamborghini Huracan GT3 EVO	AM	7	22	21	1:43.638	1.823	0.463	161.7

Published at:.....

Track Temp: 16.8 °C Air Temp: 25.6 °C Humidity: 53 % Track Status: DRY

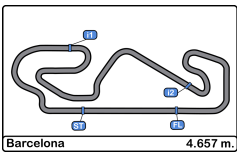
Race Director:

Timekeeper:

Luis Garcia

JOB-1605-ESP/M





Circuit de Barcelona
 International GT Open
 Private test - 1
 Provisional Results by Category



AM																
Cls	Nº	Entrant/Team	Nat	Driver 1	Nat	Driver 2	Nat	Vehicle	Cat	Cls	Laps	Best	Time	Gap	Interval	Km/h
8	65	Team Motopark		Heiko Neumann		Timo Rumpfkeil		Mercedes AMG GT3 2020	AM	8	20	18	1:44.604	2.789	0.966	160.2
9	007	Street-Art Racing		Jahid Fazal-Karim		Pascal Bachmann		Aston Martin GT3 AMR MY2019	AM	9	23	20	1:44.792	2.977	0.188	159.9

Published at:.....

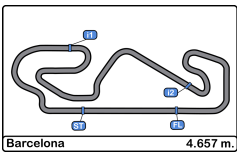
Track Temp: 16.8 °C Air Temp: 25.6 °C Humidity: 53 % Track Status: DRY

Race Director:

Timekeeper: Luis Garcia

 JOB-1605-ESP/M





Circuito de Barcelona
International GT Open
Private test - 1
Provisional Results by Class



International GT Open																
Cls	N°	Entrant/Team	Nat	Driver 1	Nat	Driver 2	Nat	Vehicle	Cat	Cls	Laps	Best	Time	Gap	Interval	Km/h
1	51	AF Corse	ITA	Nicola Marinangeli	ITA	Riccardo Agostini	ITA	Ferrari 296 GT3	GT3	1	24	12	1:40.184			167.3
2	77	AlManar Racing by GetSpeed	GBR	Al Faisal Al Zubair	GBR	Fabian Schiller	DEU	Mercedes AMG GT3 2023	GT3	2	24	6	1:40.404	0.220	0.220	166.9
3	66	Greystone GT	GBR	Stewart Proctor	GBR	Lewis Proctor	GBR	McLaren 720S GT3	GT3	3	27	3	1:40.845	0.661	0.441	166.2
4	777	Olimp Racing	POL	Marcin Jedliński	POL	Karol Basz	POL	Audi R8 LMS 2018	GT3	4	22	19	1:40.946	0.762	0.101	166.0
5	20	SPS Automotive Performance	DEU	Dominik Baumann	AUT	Mikaeel Pitamber	ZAF	Mercedes AMG GT3	GT3	5	24	23	1:41.604	1.420	0.658	165.0
6	23	Eastalent-Racing	AUT	Simon Reicher	AUT	Christopher Haase	DEU	Audi R8 LMS GT3 Evo II	GT3	6	22	5	1:41.616	1.432	0.012	164.9
7	69	Optimum Motorsport	GBR	Samuel De Haan	GBR	Charlie Fagg	GBR	McLaren 720S GT3	GT3	7	25	13	1:41.796	1.612	0.180	164.6
8	25	AF Corse	ITA	Alessandro Cozzi	ITA	Giorgio Sernagiotto	ITA	Ferrari 296 GT3	GT3*	8	9	7	1:41.815	1.631	0.019	164.6
9	54	CBRX by SPS	DEU	Dexter Müller	CHE	Yannick Mettler	CHE	Mercedes AMG GT3	GT3	9	20	18	1:41.820	1.636	0.005	164.6
10	61	AF Corse	ITA	Jean-Claude Saada	USA	Conrad Grunewald	USA	Ferrari 488 GT3 MY 2020	GT3*	10	24	3	1:41.835	1.651	0.015	164.6
11	11	Kessel Racing	CHE	Frédéric Jousset	FRA	David Fumanelli	ITA	Ferrari 296 GT3	GT3	11	23	8	1:41.946	1.762	0.111	164.4
12	27	AF Corse	ITA	Marco Pulcini	ITA	Eddie Cheever III	ITA	Ferrari 296 GT3	GT3	12	22	17	1:42.148	1.964	0.202	164.1
13	91	Team Baron Motorsport	AUT	Ernst Kirchmayr	AUT	Axcil Jefferies	ZWE	Ferrari 488 GT3 Evo	GT3*	13	18	3	1:42.170	1.986	0.022	164.0
14	33	Bonaldi Motorsport	ITA	Miloš Pavlović	SRB	Sanporn Jao-Javanil	THA	Lamborghini Huracan GT3 EVO2	GT3	14	21	4	1:42.246	2.062	0.076	163.9
15	38	Kessel Racing	CHE	Nicolò Rosi	CHE	Niccolò Schirò	ITA	Ferrari 296 GT3	GT3	15	26	3	1:42.307	2.123	0.061	163.8
16	63	Oregon Team	ITA	Pierre Louis Chovet	FRA	Maximilian Paul	DEU	Lamborghini Huracan GT3 EVO2	GT3	16	25	7	1:42.400	2.216	0.093	163.7
17	55	AF Corse	ITA	Laurent De Meeus	DEU	Jamie Stanley	GBR	Ferrari 488 GT3 MY 2020	GT3	17	22	9	1:42.407	2.223	0.007	163.7
18	88	AF Corse	ITA	Gino Forgione	CHE	Andrea Montermini	ITA	Ferrari 488 GT3 MY 2020	GT3*	18	22	6	1:42.435	2.251	0.028	163.6
19	17	Team Motopark	DEU	Diego Menchaca	MEX	Albert Costa	ESP	Mercedes AMG GT3 2020	GT3	19	23	16	1:42.463	2.279	0.028	163.6
20	6	GetSpeed	DEU	Anthony Bartone	USA	Aaron Walker	GBR	Mercedes AMG GT3 2023	GT3	20	25	6	1:42.467	2.283	0.004	163.6
21	19	Oregon Team	ITA	Pietro Perolini	ITA	Daan Arrow	NLD	Lamborghini Huracan GT3 EVO2	GT3	21	28	19	1:42.822	2.638	0.355	163.0
22	786	GetSpeed	DEU	Kiki Sak Nana	THA	Adam Osieka	DEU	Mercedes AMG GT3 2023	GT3	22	28	11	1:43.119	2.935	0.297	162.5
23	5	Olimp Racing	POL	Stanislaw Jedliński	POL	Krystian Korzeniowski	ITA	Ferrari 296 GT3	GT3	23	21	3	1:43.175	2.991	0.056	162.4
24	911	GetSpeed	DEU	Axel Blom	FIN	Steve Jans	LUX	Mercedes AMG GT3 2023	GT3	24	28	14	1:43.287	3.103	0.112	162.3
25	8	Il Barone Rampante	ITA	Giuseppe Cipriani	ITA		ITA	Lamborghini Huracan GT3 EVO	GT3	25	22	21	1:43.638	3.454	0.351	161.7
26	52	AF Corse	ITA	Jay Schreiber	USA	Oswaldo Negri	BRA	Ferrari 488 GT3 MY 2020	GT3	26	24	11	1:43.901	3.717	0.263	161.3
27	65	Team Motopark	DEU	Heiko Neumann	DEU	Timo Rumpfkeil	DEU	Mercedes AMG GT3 2020	GT3	27	20	18	1:44.604	4.420	0.703	160.2
28	007	Street-Art Racing	BEL	Jahid Fazal-Karim	FRA	Pascal Bachmann	CHE	Aston Martin GT3 AMR MY2019	GT3	28	23	20	1:44.792	4.608	0.188	159.9
29	75	Team Motopark	DEU	Lukas Dunner	AUT	Morten Stromsted	DNK	Mercedes AMG GT3 2020	GT3	29	10	9	1:46.127	5.943	1.335	157.9

Published at:.....

Track Temp: 16.8 °C Air Temp: 25.6 °C Humidity: 53 % Track Status: DRY

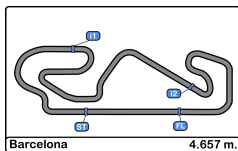
Race Director:

Timekeeper:

Luis Garcia

JOB-1605-ESP/M





Circuit de Barcelona
International GT Open
Private test - 1
Lap Analysis



25 Alessandro Cozzi Ferrari 296 GT3 **33** Miloš Pavlović Lamborghini Huracan GT3 EVO2

AM* Giorgio Sernagiotto							AF Corse		PROAM		Sanporn Jao-Javanil			Bonaldi Motorsport	
Lap	D	Time	Sector 1	Sector 2	Sector 3	T. Spd	Elapsed	Lap	D	Time	Sector 1	Sector 2	Sector 3	T. Spd	Elapsed
1		12:52:35.903 P	12:50:58.637	51.171	46.095	125.7	12:52:35.903	1		12:52:36.372	12:51:21.821	42.911	31.640	162.8	12:52:36.372
2		4:42.718	3:29.634	42.122	30.962	173.3	12:57:18.621	2		1:43.551	31.082	41.704	30.765	250.0	12:54:19.923
3		1:42.492	30.316	41.576	30.600	256.5	12:59:01.113	3		1:42.359	30.488	41.296	30.575	254.1	12:56:02.282
4		1:42.221	30.355	41.335	30.531	258.3	13:00:43.334	4		1:42.246	30.527	41.251	30.468	254.7	12:57:44.528
5		1:48.735	30.935	41.709	36.091	257.1	13:02:32.069	5		3:31.563 P	2:12.991	42.041	36.531	254.7	13:01:16.091
6		1:42.462	30.549	41.460	30.453	252.3	13:04:14.531	6		10:42.122	9:25.622	43.936	32.564	172.8	13:11:58.213
7		1:41.815	30.483	41.122	30.210	257.1	13:05:56.346	7		3:35.130	2:20.014	42.702	32.414	248.2	13:15:33.343
8		2:01.313 P	31.393	44.491	45.429	255.9	13:07:57.659	8		1:48.751	32.061	44.202	32.488	248.8	13:17:22.094
9		9:42.333	8:25.946	43.492	32.895	171.1	13:17:39.992	9		1:52.267	33.923	44.810	33.534	220.4	13:19:14.361
10			31.951	42.266		255.9		10		2:10.726 P	35.456	46.552	48.718	246.0	13:21:25.087

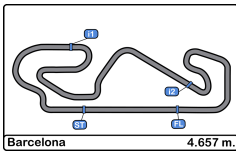
27 Marco Pulcini Ferrari 296 GT3

PROAM Eddie Cheever III							AF Corse	
Lap	D	Time	Sector 1	Sector 2	Sector 3	T. Spd	Elapsed	
1		12:53:23.535 P	12:51:54.652	43.874	45.009	171.4	12:53:23.535	
2		3:36.918	2:23.304	41.972	31.642	171.4	12:57:00.453	
3		1:47.144	30.908	44.105	32.131	253.5	12:58:47.597	
4		1:43.523	31.272	41.222	31.029	251.7	13:00:31.120	
5		1:42.174	30.487	41.034	30.653	255.9	13:02:13.294	
6		1:43.467	30.496	41.169	31.802	257.1	13:03:56.761	
7		1:56.324 P	30.698	45.502	40.124	254.7	13:05:53.085	
8		8:31.308	7:18.154	42.108	31.046	173.0	13:14:24.393	
9		1:42.732	30.640	41.316	30.776	253.5	13:16:07.125	
10		1:42.290	30.541	41.155	30.594	254.7	13:17:49.415	
11		1:55.552 P	30.359	41.183	44.010	255.9	13:19:44.967	
12		12:23.011	11:10.322	41.587	31.102	172.5	13:32:07.978	
13		1:45.345	30.485	41.251	33.609	254.1	13:33:53.323	
14		1:47.764	30.583	43.538	33.643	252.9	13:35:41.087	
15		1:42.819	30.748	41.291	30.780	255.3	13:37:23.906	
16		1:43.419	30.482	41.844	31.093	254.7	13:39:07.325	
17		1:42.148	30.455	41.081	30.612	254.7	13:40:49.473	
18		1:53.578 P	30.292	41.286	42.000	255.9	13:42:43.051	
19		4:54.377	3:40.198	42.310	31.869	171.4	13:47:37.428	
20		1:44.732	31.146	41.958	31.628	252.9	13:49:22.160	
21		1:44.193	30.875	41.705	31.613	251.7	13:51:06.353	
22		1:53.976 P	31.442	43.157	39.377	252.3	13:53:00.329	

38 Nicolò Rosi Ferrari 296 GT3

PROAM Niccolò Schirò							Kessel Racing	
Lap	D	Time	Sector 1	Sector 2	Sector 3	T. Spd	Elapsed	
1		12:52:43.023	12:51:23.089	42.722	37.212	166.9	12:52:43.023	
2		1:43.185	31.192	41.521	30.472	253.5	12:54:26.208	
3		1:42.307	30.575	41.227	30.505	254.1	12:56:08.515	
4		1:43.017	31.301	41.159	30.557	255.3	12:57:51.532	
5		1:42.829	30.436	41.627	30.766	254.7	12:59:34.361	
6		1:43.048	30.623	41.569	30.856	255.9	13:01:17.409	
7		1:42.603	30.655	41.261	30.687	252.9	13:03:00.012	
8		1:50.078 P	31.368	41.657	37.053	255.3	13:04:50.090	
9		4:31.612	3:11.745	41.430	38.437	173.0	13:09:21.702	
10		1:43.188	30.986	41.331	30.871	252.3	13:11:04.890	
11		1:45.735	30.912	41.364	33.459	253.5	13:12:50.625	
12		1:42.974	30.867	41.500	30.607	252.9	13:14:33.599	
13		1:42.876	30.644	41.497	30.735	254.7	13:16:16.475	
14		1:48.103 P	30.759	41.613	35.731	254.7	13:18:04.578	
15		13:51.382	12:33.454	45.055	32.873	167.1	13:31:55.960	
16		1:52.326	33.136	45.969	33.221	251.7	13:33:48.286	
17		1:55.100	32.805	46.925	35.370	251.1	13:35:43.386	
18		1:47.841	32.144	43.230	32.467	251.1	13:37:31.227	
19		1:50.237	32.033	43.201	35.003	252.3	13:39:21.464	
20		2:02.976 P	32.388	44.741	45.847	250.0	13:41:24.440	
21		3:00.248	1:41.885	43.988	34.375	172.5	13:44:24.688	
22		1:44.406	31.192	41.957	31.257	252.3	13:46:09.094	
23		1:52.744	31.310	47.930	33.504	255.3	13:48:01.838	
24		1:45.011	31.286	41.950	31.775	252.9	13:49:46.849	
25		1:47.047	30.886	43.831	32.330	252.9	13:51:33.896	
26		1:58.859 P	31.277	41.855	45.727	251.1	13:53:32.755	





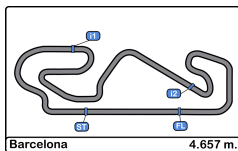
Circuit de Barcelona
International GT Open
Private test - 1
Lap Analysis



51							54								
Nicola Marinangeli							Dexter Müller								
Ferrari 296 GT3							Mercedes AMG GT3								
PRO Riccardo Agostini							PROAM Yannick Mettler								
AF Corse							CBRX by SPS								
Lap	D	Time	Sector 1	Sector 2	Sector 3	T. Spd	Elapsed	Lap	D	Time	Sector 1	Sector 2	Sector 3	T. Spd	Elapsed
1		12:52:58.117	12:51:41.972	43.958	32.187	161.9	12:52:58.117	1		12:54:07.312	12:52:43.060	49.213	35.039	164.6	12:54:07.312
2		1:42.956	30.785	41.492	30.679	255.9	12:54:41.073	2		1:51.995	33.510	44.189	34.296	251.1	12:55:59.307
3		1:41.853	30.509	41.024	30.320	254.7	12:56:22.926	3		1:57.825	34.567	46.121	37.137	250.0	12:57:57.132
4		1:42.820	30.485	41.763	30.572	258.3	12:58:05.746	4		1:58.277	35.488	45.681	37.108	247.1	12:59:55.409
5		1:44.573	30.203	42.024	32.346	258.9	12:59:50.319	5		2:03.905 P	34.700	46.351	42.854	250.0	13:01:59.314
6		1:41.382	30.208	40.914	30.260	258.9	13:01:31.701	6		11:11.569	9:55.996	43.682	31.891	172.2	13:13:10.883
7		1:41.229	30.111	40.910	30.208	258.3	13:03:12.930	7		1:43.663	30.934	41.585	31.144	250.5	13:14:54.546
8		1:46.960 P	30.139	40.993	35.828	257.7	13:04:59.890	8		1:42.934	30.745	41.307	30.882	253.5	13:16:37.480
9		6:11.911	4:54.129	46.982	30.800	165.1	13:11:11.801	9		1:54.308 P	30.785	41.473	42.050	254.7	13:18:31.788
10		1:40.906	29.917	40.359	30.630	255.9	13:12:52.707	10		13:38.188	12:21.008	44.085	33.095	175.0	13:32:09.976
11		1:46.790	32.149	42.141	32.500	252.9	13:14:39.497	11		1:49.732	32.232	43.098	34.402	248.8	13:33:59.708
12		1:40.184	29.973	40.405	29.806	255.3	13:16:19.681	12		1:49.740	32.633	43.201	33.906	248.2	13:35:49.448
13		1:48.463 P	30.445	41.302	36.716	257.1	13:18:08.144	13		1:49.215	32.127	43.072	34.016	248.2	13:37:38.663
14		14:17.581	13:03.258	43.290	31.033	170.0	13:32:25.725	14		1:46.688	31.825	42.567	32.296	250.0	13:39:25.351
15		1:44.640	31.276	41.825	31.539	252.3	13:34:10.365	15		2:00.106 P	31.923	42.920	45.263	250.5	13:41:25.457
16		1:43.084	30.229	41.089	31.766	254.7	13:35:53.449	16		3:33.033	2:21.100	41.053	30.880	176.4	13:44:58.490
17		1:42.745	30.759	41.319	30.667	258.3	13:37:36.194	17		1:42.513	30.487	41.365	30.661	252.9	13:46:41.003
18		1:51.480 P	30.340	41.104	40.036	254.7	13:39:27.674	18		1:41.820	30.417	40.758	30.645	252.9	13:48:22.823
19		3:24.423	2:05.660	44.657	34.106	173.6	13:42:52.097	19		1:43.192	30.563	41.137	31.492	254.7	13:50:06.015
20		1:45.756	31.311	42.561	31.884	255.3	13:44:37.853	20		1:48.257 P	30.587	40.985	36.685	251.7	13:51:54.272

52							55								
Jay Schreiber							Laurent De Meeus								
Ferrari 488 GT3 MY 2020							Ferrari 488 GT3 MY 2020								
PRO Oswaldo Negri							PROAM Jamie Stanley								
AF Corse							AF Corse								
Lap	D	Time	Sector 1	Sector 2	Sector 3	T. Spd	Elapsed	Lap	D	Time	Sector 1	Sector 2	Sector 3	T. Spd	Elapsed
1		12:52:54.522 P	12:51:28.537	44.736	41.249	170.8	12:52:54.522	1		12:53:04.029	12:51:48.994	42.509	32.526	172.2	12:53:04.029
2		3:00.106	1:40.369	47.678	32.059	175.8	12:55:54.628	2		1:55.568	30.777	53.480	31.311	254.7	12:54:59.597
3		1:45.624	31.315	42.413	31.896	253.5	12:57:40.252	3		5:14.402	3:59.639	41.726	33.037	255.3	13:00:13.999
4		1:44.696	31.126	41.861	31.709	252.9	12:59:24.948	4		1:51.018 P	30.902	42.194	37.922	253.5	13:02:05.017
5		1:44.113	30.942	41.800	31.371	253.5	13:01:09.061	5		4:19.020	3:05.279	42.131	31.610	172.2	13:06:24.037
6		1:44.131	30.957	41.848	31.326	254.7	13:02:53.192	6		3:31.583	2:19.029	41.401	31.153	253.5	13:09:55.620
7		1:44.156	30.884	41.894	31.378	254.7	13:04:37.348	7		1:50.080 P	31.866	41.943	36.271	252.9	13:11:45.700
8		1:57.644 P	31.716	45.434	40.494	250.0	13:06:34.992	8		3:54.469	2:40.507	42.568	31.394	172.2	13:15:40.169
9		6:08.148	4:52.617	43.675	31.856	163.3	13:12:43.140	9		1:42.407	30.407	41.165	30.835	254.7	13:17:22.576
10		1:44.432	31.131	41.926	31.375	248.2	13:14:27.572	10		1:46.796	32.448	42.690	31.658	257.1	13:19:09.372
11		1:43.901	31.043	41.499	31.359	252.3	13:16:11.473	11		2:03.107 P	30.524	45.290	47.293	256.5	13:21:12.479
12		1:43.901	30.915	41.664	31.322	251.1	13:17:55.374	12		12:59.415	11:38.602	45.996	34.817	143.2	13:34:11.894
13		1:55.004 P	31.349	42.835	40.820	253.5	13:19:50.378	13		1:51.546	32.847	43.949	34.750	250.0	13:36:03.440
14		13:01.406	11:33.407	51.335	36.664	148.1	13:32:51.784	14		1:50.926	32.723	44.642	33.561	250.0	13:37:54.366
15		1:56.370	33.630	47.977	34.763	249.4	13:34:48.154	15		1:52.608	32.649	44.509	35.450	250.5	13:39:46.974
16		1:55.594	34.650	45.717	35.227	247.7	13:36:43.748	16		1:50.319	32.385	44.523	33.411	251.7	13:41:37.293
17		1:54.384	34.063	44.800	35.521	246.0	13:38:38.132	17		1:48.934	32.294	43.340	33.300	252.3	13:43:26.227
18		1:54.761	33.621	46.337	34.803	242.6	13:40:32.893	18		1:47.983	31.969	43.118	32.896	247.7	13:45:14.210
19		1:57.785	34.108	46.946	36.731	243.7	13:42:30.678	19		1:50.792	32.035	45.170	33.587	254.1	13:47:05.002
20		1:57.351	36.866	45.571	34.914	213.8	13:44:28.029	20		1:48.282	31.916	43.258	33.108	253.5	13:48:53.284
21		1:54.508	34.126	45.651	34.731	241.0	13:46:22.537	21		1:47.307	32.167	42.595	32.545	241.6	13:50:40.591
22		1:59.455	36.633	46.763	36.059	239.4	13:48:21.992	22		2:04.099 P	33.562	43.699	46.838	235.8	13:52:44.690
23		1:57.296	34.305	46.524	36.467	243.7	13:50:19.288								
24		2:09.044 P	34.718	46.652	47.674	232.7	13:52:28.332								





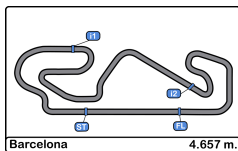
Circuit de Barcelona
International GT Open
Private test - 1
Lap Analysis



69							77										
PRO			Samuel De Haan				McLaren 720S GT3				PRO			Al Faisal Al Zubair			
Charlie Fagg			Optimum Motorsport				Fabian Schiller			AlManar Racing by GetSpeed							
Lap	D	Time	Sector 1	Sector 2	Sector 3	T. Spd	Elapsed	Lap	D	Time	Sector 1	Sector 2	Sector 3	T. Spd	Elapsed		
1		12:52:09.632	12:50:43.714	47.746	38.172	144.0	12:52:09.632	1		12:52:55.724	12:51:36.785	41.829	37.110	175.8	12:52:55.724		
2		1:54.887	33.498	45.869	35.520	220.4	12:54:04.519	2		1:41.796	30.482	41.169	30.145	252.3	12:54:37.520		
3		1:52.893	33.003	46.115	33.775	230.2	12:55:57.412	3		1:41.308	30.341	40.842	30.125	253.5	12:56:18.828		
4		1:50.801	32.512	45.036	33.253	252.3	12:57:48.213	4		1:46.734 P	30.310	40.953	35.471	253.5	12:58:05.562		
5		1:45.001	31.675	42.161	31.165	252.3	12:59:33.214	5		4:30.014	3:08.221	42.754	39.039	173.0	13:02:35.576		
6		1:48.338 P	30.726	41.531	36.081	254.7	13:01:21.552	6		1:40.404	30.076	40.497	29.831	254.1	13:04:15.980		
7		3:20.908	2:05.787	41.264	33.857	178.2	13:04:42.460	7		1:48.176 P	30.704	41.557	35.915	255.3	13:06:04.156		
8		1:42.469	30.555	41.189	30.725	254.1	13:06:24.929	8		5:45.691	4:29.441	42.765	33.485	177.3	13:11:49.847		
9		1:45.890	30.655	41.520	33.715	256.5	13:08:10.819	9		1:47.895	30.933	44.006	32.956	251.7	13:13:37.742		
10		1:47.220 P	30.445	40.974	35.801	254.7	13:09:58.039	10		1:42.990	30.656	41.233	31.101	251.7	13:15:20.732		
11		4:00.807	2:44.641	42.984	33.182	149.5	13:13:58.846	11		1:42.149	30.485	41.145	30.519	253.5	13:17:02.881		
12		1:44.383	30.513	40.753	33.117	252.3	13:15:43.229	12		1:42.115	30.462	41.150	30.503	254.7	13:18:44.996		
13		1:41.796	30.430	40.992	30.374	254.1	13:17:25.025	13		2:02.301 P	30.774	44.758	46.769	255.9	13:20:47.297		
14		1:46.489	30.984	43.585	31.920	255.9	13:19:11.514	14		11:01.043	9:46.468	43.480	31.095	175.8	13:31:48.340		
15		2:03.050 P	30.491	44.811	47.748	254.1	13:21:14.564	15		1:41.773	30.646	40.820	30.307	250.5	13:33:30.113		
16		11:52.827	10:39.489	42.457	30.881	175.3	13:33:07.391	16		1:41.537	30.268	40.868	30.401	252.9	13:35:11.650		
17		1:42.972	30.833	41.190	30.949	252.3	13:34:50.363	17		1:42.290	30.593	41.109	30.588	255.3	13:36:53.940		
18		1:50.660 P	31.767	42.159	36.734	254.1	13:36:41.023	18		1:47.100 P	30.316	41.063	35.721	253.5	13:38:41.040		
19		4:21.290	3:08.583	41.626	31.081	176.1	13:41:02.313	19		3:19.512	2:06.707	42.073	30.732	156.2	13:42:00.552		
20		1:42.886	30.822	41.253	30.811	251.1	13:42:45.199	20		1:42.888	30.617	41.187	31.084	252.9	13:43:43.440		
21		1:47.309	30.659	41.623	35.027	253.5	13:44:32.508	21		1:45.182	30.492	40.928	33.762	253.5	13:45:28.622		
22		1:43.384	30.782	41.543	31.059	253.5	13:46:15.892	22		1:42.432	30.400	41.291	30.741	255.3	13:47:11.054		
23		1:43.410	30.900	41.333	31.177	253.5	13:47:59.302	23		1:42.362	30.347	41.194	30.821	255.9	13:48:53.416		
24		1:44.386	30.818	41.837	31.731	254.7	13:49:43.688	24		1:53.782 P	30.405	41.166	42.211	252.9	13:50:47.198		
25		1:51.352 P	30.919	41.922	38.511	251.7	13:51:35.040										

75							88										
PROAM			Lukas Dunner				Mercedes AMG GT3 2020				AM*			Gino Forgione			
Morten Stromsted			Team Motopark				Andrea Montermini			Ferrari 488 GT3 MY 2020							
Lap	D	Time	Sector 1	Sector 2	Sector 3	T. Spd	Elapsed	Lap	D	Time	Sector 1	Sector 2	Sector 3	T. Spd	Elapsed		
1		12:53:31.822 P	12:52:05.580	45.208	41.034	175.8	12:53:31.822	1		12:52:12.641 P	12:50:48.199	44.496	39.946	170.3	12:52:12.641		
2		8:34.781	7:18.024	43.662	33.095	175.6	13:02:06.603	2		3:08.814	1:54.959	42.507	31.348	175.8	12:55:21.455		
3		2:00.592 P	32.037	43.549	45.006	248.8	13:04:07.195	3		1:43.618	30.905	41.604	31.109	254.1	12:57:05.073		
4		32:32.736	31:12.142	45.978	34.616	176.1	13:36:39.931	4		1:42.966	30.622	41.426	30.918	257.1	12:58:48.039		
5		1:49.962	32.921	43.811	33.230	243.2	13:38:29.893	5		1:51.549	31.352	46.166	34.031	262.1	13:00:39.588		
6		1:55.537 P	32.575	43.596	39.366	246.5	13:40:25.430	6		1:42.435	30.529	41.164	30.742	255.9	13:02:22.023		
7		4:21.411	2:59.953	46.233	35.225	162.4	13:44:46.841	7		1:42.586	30.486	41.323	30.777	260.2	13:04:04.609		
8		1:46.292	31.916	42.570	31.806	250.0	13:46:33.133	8		1:51.472 P	30.933	42.768	37.771	254.7	13:05:56.081		
9		1:46.127	31.237	42.096	32.794	250.5	13:48:19.260	9		13:38.210	12:16.721	45.524	35.965	168.7	13:19:34.291		
10		1:53.436 P	30.941	41.834	40.661	250.5	13:50:12.696	10		2:57.098 P	37.181	1:17.769	1:02.148	245.4	13:22:31.389		
								11		10:13.845	8:53.244	46.632	33.969	171.4	13:32:45.234		
								12		1:51.053	33.487	44.251	33.315	243.7	13:34:36.287		
								13		1:48.820	32.273	43.371	33.176	254.1	13:36:25.107		
								14		1:47.952	31.698	43.470	32.784	254.1	13:38:13.059		
								15		1:48.213	31.840	43.834	32.539	251.7	13:40:01.272		
								16		1:47.449	31.640	42.896	32.913	258.3	13:41:48.721		
								17		1:50.792	32.199	45.433	33.160	254.1	13:43:39.513		
								18		1:46.894	31.523	42.772	32.599	254.7	13:45:26.407		
								19		1:47.224	31.622	43.249	32.353	253.5	13:47:13.631		
								20		1:48.075	31.946	43.611	32.518	251.7	13:49:01.706		
								21		1:48.503	31.700	43.215	33.588	250.5	13:50:50.209		
								22		2:00.714 P	32.054	44.095	44.565	257.1	13:52:50.923		





Circuit de Barcelona
International GT Open
Private test - 1
Lap Analysis



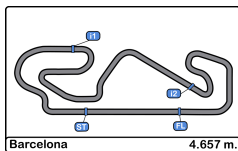
91 Ernst Kirchmayr Ferrari 488 GT3 Evo **786** Kiki Sak Nana Mercedes AMG GT3 2023

AM* Axcil Jefferies Team Baron Motorsport							AM		Adam Osieka GetSpeed						
Lap	D	Time	Sector 1	Sector 2	Sector 3	T. Spd	Elapsed	Lap	D	Time	Sector 1	Sector 2	Sector 3	T. Spd	Elapsed
1		12:55:04.179			12:55:04.179		12:55:04.179	1		12:52:58.647	12:51:43.923	42.529	32.195	171.9	12:52:58.647
2		3:26.515			12:58:30.694		12:58:30.694	2		1:44.728	31.268	42.117	31.343	252.9	12:54:43.375
3		1:42.170			13:00:12.864		13:00:12.864	3		1:43.964	30.922	41.822	31.220	251.1	12:56:27.339
4		1:42.217			13:01:55.081		13:01:55.081	4		1:44.496	30.975	41.947	31.574	251.7	12:58:11.835
5		1:56.168			13:03:51.249		13:03:51.249	5		1:52.473 P	31.906	42.526	38.041	254.1	13:00:04.308
6		4:27.109			13:08:18.358		13:08:18.358	6		4:21.974	3:07.913	42.851	31.210	175.6	13:04:26.282
7		3:29.156			13:11:47.514		13:11:47.514	7		1:44.090	30.908	41.855	31.327	251.7	13:06:10.372
8		21:27.401			13:33:14.915		13:33:14.915	8		1:43.885	30.968	41.673	31.244	251.7	13:07:54.257
9		1:50.496			13:35:05.411		13:35:05.411	9		1:43.159	30.703	41.636	30.820	251.1	13:09:37.416
10		1:52.566			13:36:57.977		13:36:57.977	10		1:43.563	30.952	41.635	30.976	251.1	13:11:20.979
11		1:49.900			13:38:47.877		13:38:47.877	11		1:43.119	30.727	41.644	30.748	252.3	13:13:04.098
12		1:49.281			13:40:37.158		13:40:37.158	12		1:44.497	31.029	42.291	31.177	254.1	13:14:48.595
13		1:53.793			13:42:30.951		13:42:30.951	13		1:43.394	30.875	41.747	30.772	251.7	13:16:31.989
14		1:50.080			13:44:21.031		13:44:21.031	14		1:44.288	30.965	42.063	31.260	252.9	13:18:16.277
15		1:47.129			13:46:08.160		13:46:08.160	15		1:53.815 P	31.475	42.254	40.086	250.5	13:20:10.092
16		1:48.985			13:47:57.145		13:47:57.145	16		11:44.251	10:28.926	43.650	31.675	173.9	13:31:54.343
17		1:47.614			13:49:44.759		13:49:44.759	17		1:45.554	31.775	42.247	31.532	250.5	13:33:39.897
18		1:51.258			13:51:36.017		13:51:36.017	18		1:45.343	31.062	42.435	31.846	252.3	13:35:25.240

777 Marcin Jedliński Audi R8 LMS 2018

PROAM Karol Basz Olimp Racing															
Lap	D	Time	Sector 1	Sector 2	Sector 3	T. Spd	Elapsed	Lap	D	Time	Sector 1	Sector 2	Sector 3	T. Spd	Elapsed
19		1:45.068			31.232		42.328	19		1:45.068	31.232	42.328	31.508	251.7	13:37:10.308
20		1:44.875			31.095		42.328	20		1:44.875	31.095	42.328	31.452	251.1	13:38:55.183
21		1:46.215			32.217		42.252	21		1:46.215	32.217	42.252	31.746	251.1	13:40:41.398
22		1:47.663			31.191		42.758	22		1:47.663	31.191	42.758	33.714	251.1	13:42:29.061
23		1:45.272			31.465		42.208	23		1:45.272	31.465	42.208	31.599	248.2	13:44:14.333
24		1:44.944			31.072		42.417	24		1:44.944	31.072	42.417	31.455	250.5	13:45:59.277
25		1:45.119			31.175		42.049	25		1:45.119	31.175	42.049	31.895	250.5	13:47:44.396
26		1:45.885			31.671		42.435	26		1:45.885	31.671	42.435	31.779	251.7	13:49:30.281
27		1:45.650			31.071		42.301	27		1:45.650	31.071	42.301	32.278	250.0	13:51:15.931
28		1:57.850 P			31.485		42.245	28		1:57.850 P	31.485	42.245	44.120	247.7	13:53:13.781
29		1:41.964			30.268		41.034	29		1:41.964	30.268	41.034	30.662	258.9	13:06:47.020
30		1:48.237 P			30.409		41.240	30		1:48.237 P	30.409	41.240	36.588	258.9	13:08:35.257
31		6:26.676			5:10.659		43.370	31		6:26.676	5:10.659	43.370	32.647	85.7	13:15:01.933
32		1:46.505			31.968		42.351	32		1:46.505	31.968	42.351	32.186	254.7	13:16:48.438
33		1:45.125			31.593		41.926	33		1:45.125	31.593	41.926	31.606	254.7	13:18:33.563
34		2:09.366 P			30.929		44.063	34		2:09.366 P	30.929	44.063	54.374	256.5	13:20:42.929
35		12:42.714			11:28.457		42.300	35		12:42.714	11:28.457	42.300	31.957	171.4	13:33:25.643
36		1:45.252			31.354		42.345	36		1:45.252	31.354	42.345	31.553	251.7	13:35:10.895
37		1:46.132			31.845		42.173	37		1:46.132	31.845	42.173	32.114	255.3	13:36:57.027
38		1:52.978 P			31.266		42.617	38		1:52.978 P	31.266	42.617	39.095	254.7	13:38:50.005
39		3:13.592			2:01.701		41.359	39		3:13.592	2:01.701	41.359	30.532	177.6	13:42:03.597
40		1:40.946			30.043		40.703	40		1:40.946	30.043	40.703	30.200	258.3	13:43:44.543
41		1:49.284			31.037		41.927	41		1:49.284	31.037	41.927	36.320	260.2	13:45:33.827
42		1:41.313			29.990		40.605	42		1:41.313	29.990	40.605	30.718	257.7	13:47:15.140
43		1:50.659 P			30.423		41.359	43		1:50.659 P	30.423	41.359	38.877	260.2	13:49:05.799





Circuit de Barcelona
International GT Open
Private test - 1
Lap Analysis



911

Axel Blom

Mercedes AMG GT3 2023

PROAM

Steve Jans

GetSpeed

Lap	D	Time	Sector 1	Sector 2	Sector 3	T. Spd	Elapsed
1		12:53:15.560	12:52:00.665	43.068	31.827	177.6	12:53:15.560
2		1:46.272	31.008	42.171	33.093	252.3	12:55:01.832
3		1:45.080	31.061	42.835	31.184	251.7	12:56:46.912
4		1:45.523	31.099	43.237	31.187	253.5	12:58:32.435
5		1:43.815	30.927	41.809	31.079	254.7	13:00:16.250
6		1:43.543	30.908	41.738	30.897	253.5	13:01:59.793
7		1:43.385	30.791	41.700	30.894	253.5	13:03:43.178
8		1:43.942	31.002	41.760	31.180	252.3	13:05:27.120
9		1:51.136 P	30.983	41.819	38.334	251.7	13:07:18.256
10		3:14.074	2:00.488	42.508	31.078	175.3	13:10:32.330
11		1:43.338	30.963	41.509	30.866	252.3	13:12:15.668
12		1:44.174	30.853	42.028	31.293	252.9	13:13:59.842
13		1:44.221	31.210	41.835	31.176	253.5	13:15:44.063
14		1:43.287	30.904	41.351	31.032	254.7	13:17:27.350
15		1:46.345	31.007	42.346	32.992	254.7	13:19:13.695
16		2:02.837 P	31.610	45.008	46.219	251.1	13:21:16.532
17		11:43.245	10:29.553	42.282	31.410	176.4	13:32:59.777
18		1:44.670	30.979	42.247	31.444	251.7	13:34:44.447
19		1:46.111	31.472	42.888	31.751	252.9	13:36:30.558
20		1:43.867	30.910	41.799	31.158	251.7	13:38:14.425
21		1:44.695	30.947	42.660	31.088	251.7	13:39:59.120
22		1:46.515	31.009	42.010	33.496	250.0	13:41:45.635
23		1:43.846	31.089	41.766	30.991	249.4	13:43:29.481
24		1:44.945	31.082	42.174	31.689	252.9	13:45:14.426
25		1:46.749	31.896	43.337	31.516	251.7	13:47:01.175
26		1:45.051	31.520	42.121	31.410	251.7	13:48:46.226
27		1:44.058	30.764	41.728	31.566	251.1	13:50:30.284
28		2:02.543 P	31.249	44.842	46.452	250.0	13:52:32.827

007

Jahid Fazal-Karim

Aston Martin GT3 AMR MY2019

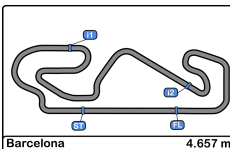
AM

Pascal Bachmann

Street-Art Racing

Lap	D	Time	Sector 1	Sector 2	Sector 3	T. Spd	Elapsed
1		12:53:06.455	12:51:44.206	46.478	35.771	167.9	12:53:06.455
2		1:51.150	34.095	44.315	32.740	187.5	12:54:57.605
3		1:54.207	33.717	46.620	33.870	236.3	12:56:51.812
4		1:47.267	31.730	43.615	31.922	252.3	12:58:39.079
5		1:44.921	31.243	42.126	31.552	255.9	13:00:24.000
6		1:45.131	31.272	42.113	31.746	255.3	13:02:09.131
7		1:45.195	31.128	42.217	31.850	255.3	13:03:54.326
8		1:45.593	31.269	42.579	31.745	252.9	13:05:39.919
9		1:44.827	31.098	42.170	31.559	253.5	13:07:24.746
10		1:51.560 P	31.174	42.095	38.291	254.7	13:09:16.306
11		3:36.230	2:21.382	42.415	32.433	172.8	13:12:52.536
12		1:48.057	32.837	42.766	32.454	242.6	13:14:40.593
13		1:45.512	31.389	42.322	31.801	254.7	13:16:26.105
14		1:45.200	31.327	42.373	31.500	254.7	13:18:11.305
15		1:55.157 P	31.520	42.213	41.424	252.9	13:20:06.462
16		20:36.134	19:21.891	42.503	31.740	167.1	13:40:42.596
17		1:47.088	31.251	42.276	33.561	252.9	13:42:29.684
18		1:45.461	31.725	42.068	31.668	250.0	13:44:15.145
19		1:47.071	31.066	42.030	33.975	254.1	13:46:02.216
20		1:44.792	31.422	41.697	31.673	251.7	13:47:47.008
21		1:47.453	31.024	44.553	31.876	254.1	13:49:34.461
22		1:45.942	31.354	42.068	32.520	252.3	13:51:20.403
23		1:56.869 P	31.355	42.203	43.311	251.7	13:53:17.272



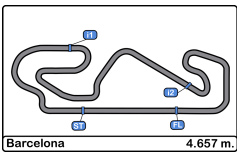


Circuito de Barcelona
International GT Open
Private test - 1
Best Sectors Results



Sector - 1			Sector - 2			Sector - 3			Ideal Lap vs Best Lap		
Clas	Nº Driver	Time	Nº Driver	Time	Nº Driver	Time	Clas	Nº Driver	Ideal Lap	Best Lap	Clas
1	8 Giuseppe Cipriani	23.975	51 Marinangeli - Agostini	40.359	51 Marinangeli - Agostini	29.806	1	8 Giuseppe Cipriani	1:36.125	1:43.638	25
2	51 Marinangeli - Agostini	29.917	77 Al Zubair - Schiller	40.497	77 Al Zubair - Schiller	29.831	2	51 Marinangeli - Agostini	1:40.082	1:40.184	1
3	777 Jedliński - Basz	29.990	777 Jedliński - Basz	40.605	66 Proctor - Proctor	30.039	3	77 Al Zubair - Schiller	1:40.404	1:40.404	2
4	77 Al Zubair - Schiller	30.076	66 Proctor - Proctor	40.685	777 Jedliński - Basz	30.200	4	777 Jedliński - Basz	1:40.795	1:40.946	4
5	66 Proctor - Proctor	30.094	69 De Haan - Fagg	40.753	25 Cozzi - Sernagiotto	30.210	5	66 Proctor - Proctor	1:40.818	1:40.845	3
6	11 Jousset - Fumanelli	30.195	54 Müller - Mettler	40.758	61 Saada - Grunewald	30.230	6	23 Reicher - Haase	1:41.519	1:41.616	6
7	27 Pulcini - Cheever III	30.292	23 Reicher - Haase	40.832	23 Reicher - Haase	30.231	7	69 De Haan - Fagg	1:41.557	1:41.796	7
8	25 Cozzi - Sernagiotto	30.316	27 Pulcini - Cheever III	41.034	6 Bartone - Walker	30.309	8	61 Saada - Grunewald	1:41.642	1:41.835	10
9	61 Saada - Grunewald	30.317	11 Jousset - Fumanelli	41.043	69 De Haan - Fagg	30.374	9	25 Cozzi - Sernagiotto	1:41.648	1:41.815	8
10	55 De Meeus - Stanley	30.407	61 Saada - Grunewald	41.095	33 Pavlović - Jao-Javanil	30.468	10	11 Jousset - Fumanelli	1:41.738	1:41.946	11
11	54 Müller - Mettler	30.417	25 Cozzi - Sernagiotto	41.122	38 Rosi - Schirò	30.472	11	54 Müller - Mettler	1:41.820	1:41.820	9
12	69 De Haan - Fagg	30.430	38 Rosi - Schirò	41.159	11 Jousset - Fumanelli	30.500	12	27 Pulcini - Cheever III	1:41.920	1:42.148	12
13	38 Rosi - Schirò	30.436	88 Forgione - Montermini	41.164	63 Louis Chovet - Paul	30.544	13	38 Rosi - Schirò	1:42.067	1:42.307	15
14	23 Reicher - Haase	30.456	55 De Meeus - Stanley	41.165	17 Menchaca - Costa	30.576	14	6 Bartone - Walker	1:42.145	1:42.467	20
15	88 Forgione - Montermini	30.486	63 Louis Chovet - Paul	41.223	27 Pulcini - Cheever III	30.594	15	33 Pavlović - Jao-Javanil	1:42.207	1:42.246	14
16	6 Bartone - Walker	30.487	17 Menchaca - Costa	41.237	54 Müller - Mettler	30.645	16	17 Menchaca - Costa	1:42.313	1:42.463	19
17	33 Pavlović - Jao-Javanil	30.488	33 Pavlović - Jao-Javanil	41.251	19 Perolini - Arrow	30.714	17	63 Louis Chovet - Paul	1:42.330	1:42.400	16
18	17 Menchaca - Costa	30.500	8 Giuseppe Cipriani	41.329	88 Forgione - Montermini	30.742	18	88 Forgione - Montermini	1:42.392	1:42.435	18
19	63 Louis Chovet - Paul	30.563	6 Bartone - Walker	41.349	786 Kiki - Osieka	30.748	19	55 De Meeus - Stanley	1:42.407	1:42.407	17
20	5 Jedliński - Korzeniowski	30.618	911 Blom - Jans	41.351	8 Giuseppe Cipriani	30.821	20	19 Perolini - Arrow	1:42.822	1:42.822	21
21	19 Perolini - Arrow	30.690	19 Perolini - Arrow	41.418	55 De Meeus - Stanley	30.835	21	911 Blom - Jans	1:42.981	1:43.287	24
22	786 Kiki - Osieka	30.703	52 Schreiberman - Negri	41.499	911 Blom - Jans	30.866	22	786 Kiki - Osieka	1:43.086	1:43.119	22
23	911 Blom - Jans	30.764	786 Kiki - Osieka	41.635	5 Jedliński - Korzeniowski	30.897	23	5 Jedliński - Korzeniowski	1:43.175	1:43.175	23
24	52 Schreiberman - Negri	30.884	5 Jedliński - Korzeniowski	41.660	52 Schreiberman - Negri	31.322	24	52 Schreiberman - Negri	1:43.705	1:43.901	26
25	75 Dunner - Stromsted	30.941	007 Fazal-Karim - Bachmann	41.697	65 Neumann - Rumpfkeil	31.383	25	007 Fazal-Karim - Bachmann	1:44.221	1:44.792	28
26	007 Fazal-Karim - Bachmann	31.024	75 Dunner - Stromsted	41.834	007 Fazal-Karim - Bachmann	31.500	26	65 Neumann - Rumpfkeil	1:44.520	1:44.604	27
27	65 Neumann - Rumpfkeil	31.037	65 Neumann - Rumpfkeil	42.100	75 Dunner - Stromsted	31.806	27	75 Dunner - Stromsted	1:44.581	1:46.127	29
28	20 Baumann - Pitamber	Transpond	20 Baumann - Pitamber	Transpond	20 Baumann - Pitamber	Transpond	28	20 Baumann - Pitamber	Transpon	1:41.604	5
29	91 Kirchmayr - Jefferies	Transpond	91 Kirchmayr - Jefferies	Transpond	91 Kirchmayr - Jefferies	Transpond	29	91 Kirchmayr - Jefferies	Transpon	1:42.170	13



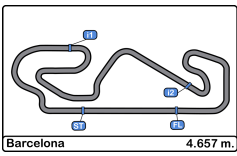


Circuito de Barcelona
International GT Open
Private test - 1
Best 5 Lap Times



Cl	N° Entrant/Team	Nat	Driver 1	Nat	Driver 2	Nat	Vehicle	Cat	Cl	Best 1		Best 2		Best 3		Best 4		Best 5	
										Time	Lap	Time	Lap	Time	Lap	Time	Lap	Time	Lap
1	51 AF Corse	ITA	Nicola Marinangeli	ITA	Riccardo Agostini	ITA	Ferrari 296 GT3	PRO	1	1:40.184	12	1:40.906	10	1:41.229	7	1:41.382	6	1:41.853	3
2	77 AlManar Racing by GetSpeed	OMN	Al Faisal Al Zubair	OMN	Fabian Schiller	DEU	Mercedes AMG GT3 2023	PRO	2	1:40.404	6	1:41.308	3	1:41.537	16	1:41.773	15	1:41.796	2
3	66 Greystone GT	GBR	Stewart Proctor	GBR	Lewis Proctor	GBR	McLaren 720S GT3	PROAM	1	1:40.845	3	1:41.054	4	1:41.334	2	1:42.127	25	1:42.623	26
4	777 Olimp Racing	POL	Marcin Jedliński	POL	Karol Basz	POL	Audi R8 LMS 2018	PROAM	2	1:40.946	19	1:41.313	21	1:41.964	8	1:41.980	5	1:42.068	3
5	20 SPS Automotive Performance	DEU	Dominik Baumann	AUT	Mikaeel Pitamber	ZAF	Mercedes AMG GT3	PRO	3	1:41.604	23	1:42.082	17	1:42.509	18	1:43.466	11	1:43.614	16
6	23 Eastalent-Racing	AUT	Simon Reicher	AUT	Christopher Haase	DEU	Audi R8 LMS GT3 Evo II	PRO	4	1:41.616	5	1:42.046	9	1:42.622	10	1:43.000	18	1:43.485	4
7	69 Optimum Motorsport	GBR	Samuel De Haan	GBR	Charlie Fagg	GBR	McLaren 720S GT3	PRO	5	1:41.796	13	1:42.469	8	1:42.886	20	1:42.972	17	1:43.384	22
8	25 AF Corse	ITA	Alessandro Cozzi	ITA	Giorgio Sernagiotto	ITA	Ferrari 296 GT3	AM*	1	1:41.815	7	1:42.221	4	1:42.462	6	1:42.492	3	1:48.735	5
9	54 CBRX by SPS	DEU	Dexter Müller	CHE	Yannick Mettler	CHE	Mercedes AMG GT3	PROAM	3	1:41.820	18	1:42.513	17	1:42.934	8	1:43.192	19	1:43.663	7
10	61 AF Corse	ITA	Jean-Claude Saada	USA	Conrad Grunewald	USA	Ferrari 488 GT3 MY 2020	AM*	2	1:41.835	3	1:42.561	7	1:42.746	8	1:43.208	5	1:43.719	6
11	11 Kessel Racing	CHE	Frédéric Jousset	FRA	David Fumanelli	ITA	Ferrari 296 GT3	PROAM	4	1:41.946	8	1:41.974	5	1:42.044	3	1:42.089	4	1:42.520	10
12	27 AF Corse	ITA	Marco Pulcini	ITA	Eddie Cheever III	ITA	Ferrari 296 GT3	PROAM	5	1:42.148	17	1:42.174	5	1:42.290	10	1:42.732	9	1:42.819	15
13	91 Team Baron Motorsport	AUT	Ernst Kirchmayr	AUT	Axcil Jefferies	ZWE	Ferrari 488 GT3 Evo	AM*	3	1:42.170	3	1:42.217	4	1:47.129	15	1:47.614	17	1:48.985	16
14	33 Bonaldi Motorsport	ITA	Miloš Pavlović	SRB	Sanporn Jao-Javanil	THA	Lamborghini Huracan GT3 EVO2	PROAM	6	1:42.246	4	1:42.359	3	1:43.551	2	1:46.866	18	1:47.998	19
15	38 Kessel Racing	CHE	Nicolò Rosi	CHE	Niccolò Schirò	ITA	Ferrari 296 GT3	PROAM	7	1:42.307	3	1:42.603	7	1:42.829	5	1:42.876	13	1:42.974	12
16	63 Oregon Team	ITA	Pierre Louis Chovet	FRA	Maximilian Paul	DEU	Lamborghini Huracan GT3 EVO2	PRO	6	1:42.400	7	1:42.571	6	1:42.788	8	1:42.806	24	1:43.198	5
17	55 AF Corse	ITA	Laurent De Meeus	BEL	Jamie Stanley	GBR	Ferrari 488 GT3 MY 2020	PROAM	8	1:42.407	9	1:46.796	10	1:47.307	21	1:47.983	18	1:48.282	20
18	88 AF Corse	ITA	Gino Forgione	CHE	Andrea Montermini	ITA	Ferrari 488 GT3 MY 2020	AM*	4	1:42.435	6	1:42.586	7	1:42.966	4	1:43.618	3	1:46.894	18
19	17 Team Motopark	DEU	Diego Menchaca	MEX	Albert Costa	ESP	Mercedes AMG GT3 2020	PRO	7	1:42.463	16	1:42.464	20	1:42.705	21	1:42.714	11	1:42.830	17
20	6 GetSpeed	DEU	Anthony Bartone	USA	Aaron Walker	GBR	Mercedes AMG GT3 2023	PRO	8	1:42.467	6	1:42.472	8	1:42.603	5	1:42.749	7	1:43.073	2
21	19 Oregon Team	ITA	Pietro Perolini	ITA	Daan Arrow	NLD	Lamborghini Huracan GT3 EVO2	PRO	9	1:42.822	19	1:43.162	18	1:43.381	20	1:44.365	5	1:44.614	6
22	786 GetSpeed	DEU	Kiki Sak Nana	THA	Adam Osieka	DEU	Mercedes AMG GT3 2023	AM	5	1:43.119	11	1:43.159	9	1:43.394	13	1:43.563	10	1:43.885	8
23	5 Olimp Racing	POL	Stanislaw Jedliński	POL	Krystian Korzeniowski	POL	Ferrari 296 GT3	AM	6	1:43.175	3	1:43.653	6	1:44.552	4	1:44.872	2	1:45.721	5
24	911 GetSpeed	DEU	Axel Blom	FIN	Steve Jans	LUX	Mercedes AMG GT3 2023	PROAM	9	1:43.287	14	1:43.338	11	1:43.385	7	1:43.543	6	1:43.815	5
25	8 Il Barone Rampante	ITA	Giuseppe Cipriani	ITA		ITA	Lamborghini Huracan GT3 EVO	AM	7	1:43.638	21	1:43.755	19	1:43.770	18	1:44.302	9	1:45.070	15
26	52 AF Corse	ITA	Jay Schreiber	USA	Oswaldo Negri	BRA	Ferrari 488 GT3 MY 2020	PRO	10	1:43.901	11	1:43.901	12	1:44.113	5	1:44.131	6	1:44.156	7
27	65 Team Motopark	DEU	Heiko Neumann	DEU	Timo Rumpfkeil	DEU	Mercedes AMG GT3 2020	AM	8	1:44.604	18	1:45.273	19	1:45.375	17	1:45.631	16	1:45.812	15
28	007 Street-Art Racing	BEL	Jahid Fazal-Karim	FRA	Pascal Bachmann	CHE	Aston Martin GT3 AMR MY2019	AM	9	1:44.792	20	1:44.827	9	1:44.921	5	1:45.131	6	1:45.195	7
29	75 Team Motopark	DEU	Lukas Dunner	AUT	Morten Stromsted	DNK	Mercedes AMG GT3 2020	PROAM	10	1:46.127	9	1:46.292	8	1:49.962	5	1:53.436	10	1:55.537	6



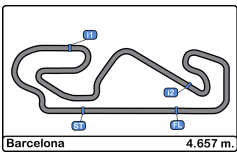


Circuito de Barcelona
International GT Open
Private test - 1
Best 5 Top Speeds



Cl	N° Entrant/Team	Nat	Driver 1	Nat	Driver 2	Nat	Vehicle	Cat	Cl	Top 1		Top 2		Top 3		Top 4		Top 5		Avg
										Km/h	Lap	Km/h	Lap	Km/h	Lap	Km/h	Lap	Km/h	Lap	
1	88 AF Corse	ITA	Gino Forgione	CHE	Andrea Montermini	ITA	Ferrari 488 GT3 MY 2020	AM*	1	262.1	5	260.2	7	258.3	16	257.1	4	257.1	22	259.0
2	777 Olimp Racing	POL	Marcin Jedliński	POL	Karol Basz	POL	Audi R8 LMS 2018	PROAM	1	262.1	6	260.2	20	260.2	22	259.6	5	258.9	3	260.2
3	5 Olimp Racing	POL	Stanislaw Jedliński	POL	Krystian Korzeniowski	POL	Ferrari 296 GT3	AM	2	260.2	5	258.9	2	258.3	1	258.3	4	258.3	6	258.8
4	55 AF Corse	ITA	Laurent De Meeus	BEL	Jamie Stanley	GBR	Ferrari 488 GT3 MY 2020	PROAM	2	260.2	3	257.1	10	256.5	11	255.3	3	254.7	2	256.7
5	66 Greystone GT	GBR	Stewart Proctor	GBR	Lewis Proctor	GBR	McLaren 720S GT3	PROAM	3	260.2	5	257.7	4	257.7	23	257.7	25	257.1	3	258.1
6	11 Kessel Racing	CHE	Frédéric Jousset	FRA	David Fumanelli	ITA	Ferrari 296 GT3	PROAM	4	258.9	6	257.7	9	257.1	5	257.1	8	257.1	11	257.6
7	51 AF Corse	ITA	Nicola Marinangeli	ITA	Riccardo Agostini	ITA	Ferrari 296 GT3	PRO	1	258.9	5	258.9	6	258.3	4	258.3	7	258.3	17	258.6
8	61 AF Corse	ITA	Jean-Claude Saada	USA	Conrad Grunewald	USA	Ferrari 488 GT3 MY 2020	AM*	3	258.9	5	258.3	23	257.7	4	257.1	6	256.5	11	257.7
9	25 AF Corse	ITA	Alessandro Cozzi	ITA	Giorgio Sernagiotto	ITA	Ferrari 296 GT3	AM*	4	258.3	4	257.1	5	257.1	7	256.5	3	255.9	8	257.0
10	23 Eastalent-Racing	AUT	Simon Reicher	AUT	Christopher Haase	DEU	Audi R8 LMS GT3 Evo II	PRO	2	257.1	6	256.5	3	255.9	5	255.3	4	254.7	11	255.9
11	27 AF Corse	ITA	Marco Pulcini	ITA	Eddie Cheever III	ITA	Ferrari 296 GT3	PROAM	5	257.1	6	255.9	5	255.9	11	255.9	18	255.3	15	256.0
12	8 Il Barone Rampante	ITA	Giuseppe Cipriani	ITA		ITA	Lamborghini Huracan GT3 EVO	AM	5	256.5	20	255.3	10	255.3	18	254.1	19	253.5	9	254.9
13	17 Team Motopark	DEU	Diego Menchaca	MEX	Albert Costa	ESP	Mercedes AMG GT3 2020	PRO	3	256.5	22	255.3	21	254.7	23	254.1	5	253.5	15	254.8
14	69 Optimum Motorsport	GBR	Samuel De Haan	GBR	Charlie Fagg	GBR	McLaren 720S GT3	PRO	4	256.5	9	255.9	14	254.7	6	254.7	10	254.7	24	255.3
15	38 Kessel Racing	CHE	Nicolò Rosi	CHE	Niccolò Schirò	ITA	Ferrari 296 GT3	PROAM	6	255.9	6	255.3	4	255.3	8	255.3	23	254.7	5	255.3
16	77 AlManar Racing by GetSpeed	OMN	Al Faisal Al Zubair	OMN	Fabian Schiller	DEU	Mercedes AMG GT3 2023	PRO	5	255.9	13	255.9	23	255.3	7	255.3	17	255.3	22	255.5
17	007 Street-Art Racing	BEL	Jahid Fazal-Karim	FRA	Pascal Bachmann	CHE	Aston Martin GT3 AMR MY2019	AM	6	255.9	5	255.3	6	255.3	7	254.7	10	254.7	13	255.1
18	33 Bonaldi Motorsport	ITA	Miloš Pavlović	SRB	Sanporn Jao-Javanil	THA	Lamborghini Huracan GT3 EVO2	PROAM	7	254.7	4	254.7	5	254.1	3	253.5	5	250.0	2	253.4
19	52 AF Corse	ITA	Jay Schreiber	USA	Oswaldo Negri	BRA	Ferrari 488 GT3 MY 2020	PRO	6	254.7	6	254.7	7	253.5	3	253.5	5	253.5	13	253.9
20	54 CBRX by SPS	DEU	Dexter Müller	CHE	Yannick Mettler	CHE	Mercedes AMG GT3	PROAM	8	254.7	9	254.7	19	253.5	8	252.9	17	252.9	18	253.7
21	911 GetSpeed	DEU	Axel Blom	FRA	Steve Jans	LUX	Mercedes AMG GT3 2023	PROAM	9	254.7	5	254.7	14	254.7	15	253.5	4	253.5	6	254.2
22	6 GetSpeed	DEU	Anthony Bartone	USA	Aaron Walker	GBR	Mercedes AMG GT3 2023	PRO	7	254.1	4	254.1	5	253.5	6	252.9	7	252.9	9	253.5
23	786 GetSpeed	DEU	Kiki Sak Nana	THA	Adam Osieka	DEU	Mercedes AMG GT3 2023	AM	7	254.1	5	254.1	12	252.9	2	252.9	14	252.3	11	253.2
24	65 Team Motopark	DEU	Heiko Neumann	DEU	Timo Rumpfkeil	DEU	Mercedes AMG GT3 2020	AM	8	252.9	6	252.9	17	252.9	18	252.9	20	252.3	7	252.8
25	63 Oregon Team	ITA	Pierre Louis Chovet	FRA	Maximilian Paul	DEU	Lamborghini Huracan GT3 EVO2	PRO	8	252.3	5	252.3	6	252.3	7	251.7	10	251.7	13	252.1
26	19 Oregon Team	ITA	Pietro Perolini	ITA	Daan Arrow	NLD	Lamborghini Huracan GT3 EVO2	PRO	9	250.5	6	250.5	7	250.5	15	250.0	3	250.0	4	250.3
27	75 Team Motopark	DEU	Lukas Dunner	AUT	Morten Stromsted	DNK	Mercedes AMG GT3 2020	PROAM	10	250.5	9	250.5	10	250.0	8	248.8	3	246.5	6	249.3





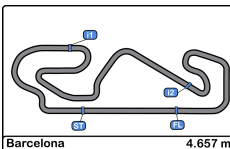
Circuito de Barcelona
International GT Open
Private test - 1



Fastest Laps Sequence

Lap	Time of Day	Session Time	Nº Entrant/Team	Nat	Driver 1	Nat	Driver 2	Nat	Vehicle	Cat	Time	Km/h
2	12:53:32.190	3:32.190	66 Greystone GT		Stewart Proctor		Lewis Proctor		McLaren 720S GT3	PROAM	1:41.334	165.4
3	12:55:13.035	5:13.035	66 Greystone GT		Stewart Proctor		Lewis Proctor		McLaren 720S GT3	PROAM	1:40.845	166.2
6	13:04:15.980	14:15.980	77 AlManar Racing by GetSpeed		Al Faisal Al Zubair		Fabian Schiller		Mercedes AMG GT3 2023	PRO	1:40.404	166.9
12	13:16:19.681	26:19.681	51 AF Corse		Nicola Marinangeli		Riccardo Agostini		Ferrari 296 GT3	PRO	1:40.184	167.3





Circuito de Barcelona

International GT Open

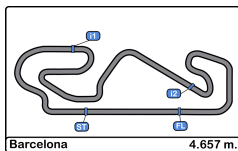
Private test - 1

Event Best Maximum Speed



Nº	Entrant/Team	Nat	Driver 1	Nat	Driver 2	Nat	Vehicle	Cat	Km/h	Session
88	AF Corse	ITA	Gino Forgiione	CHE	Andrea Montermini	ITA	Ferrari 488 GT3 MY 2020	AM*	262.1	Private test - 1
777	Olimp Racing	POL	Marcin Jedliński	POL	Karol Basz	POL	Audi R8 LMS 2018	PROAM	262.1	Private test - 1
55	AF Corse	ITA	Laurent De Meeus	BEL	Jamie Stanley	GBR	Ferrari 488 GT3 MY 2020	PROAM	260.2	Private test - 1
66	Greystone GT	GBR	Stewart Proctor	GBR	Lewis Proctor	GBR	McLaren 720S GT3	PROAM	260.2	Private test - 1
5	Olimp Racing	POL	Stanislaw Jedliński	POL	Krystian Korzeniowski	POL	Ferrari 296 GT3	AM	260.2	Private test - 1
51	AF Corse	ITA	Nicola Marinangeli	ITA	Riccardo Agostini	ITA	Ferrari 296 GT3	PRO	258.9	Private test - 1
61	AF Corse	ITA	Jean-Claude Saada	USA	Conrad Grunewald	USA	Ferrari 488 GT3 MY 2020	AM*	258.9	Private test - 1
11	Kessel Racing	CHE	Frédéric Jousset	FRA	David Fumanelli	ITA	Ferrari 296 GT3	PROAM	258.9	Private test - 1
25	AF Corse	ITA	Alessandro Cozzi	ITA	Giorgio Sernagiotto	ITA	Ferrari 296 GT3	AM*	258.3	Private test - 1
23	Eastalent-Racing	AUT	Simon Reicher	AUT	Christopher Haase	DEU	Audi R8 LMS GT3 Evo II	PRO	257.1	Private test - 1
27	AF Corse	ITA	Marco Pulcini	ITA	Eddie Cheever III	ITA	Ferrari 296 GT3	PROAM	257.1	Private test - 1
69	Optimum Motorsport	GBR	Samuel De Haan	GBR	Charlie Fagg	GBR	McLaren 720S GT3	PRO	256.5	Private test - 1
17	Team Motopark	DEU	Diego Menchaca	MEX	Albert Costa	ESP	Mercedes AMG GT3 2020	PRO	256.5	Private test - 1
8	Il Barone Rampante	ITA	Giuseppe Cipriani	ITA		ITA	Lamborghini Huracan GT3 EVO	AM	256.5	Private test - 1
007	Street-Art Racing	BEL	Jahid Fazal-Karim	FRA	Pascal Bachmann	CHE	Aston Martin GT3 AMR MY2019	AM	255.9	Private test - 1
38	Kessel Racing	CHE	Nicolò Rosi	CHE	Niccolò Schirò	ITA	Ferrari 296 GT3	PROAM	255.9	Private test - 1
77	AlManar Racing by GetSpeed	QAT	Al Faisal Al Zubair	QAT	Fabian Schiller	DEU	Mercedes AMG GT3 2023	PRO	255.9	Private test - 1
33	Bonaldi Motorsport	ITA	Miloš Pavlović	SRB	Sanporn Jao-Javanil	THA	Lamborghini Huracan GT3 EVO2	PROAM	254.7	Private test - 1
911	GetSpeed	DEU	Axel Blom	FIN	Steve Jans	LUX	Mercedes AMG GT3 2023	PROAM	254.7	Private test - 1
52	AF Corse	ITA	Jay Schreiber	USA	Oswaldo Negri	BRA	Ferrari 488 GT3 MY 2020	PRO	254.7	Private test - 1
54	CBRX by SPS	DEU	Dexter Müller	CHE	Yannick Mettler	CHE	Mercedes AMG GT3	PROAM	254.7	Private test - 1
6	GetSpeed	DEU	Anthony Bartone	USA	Aaron Walker	GBR	Mercedes AMG GT3 2023	PRO	254.1	Private test - 1
786	GetSpeed	DEU	Kiki Sak Nana	THA	Adam Osieka	DEU	Mercedes AMG GT3 2023	AM	254.1	Private test - 1
65	Team Motopark	DEU	Heiko Neumann	DEU	Timo Rumpfkeil	DEU	Mercedes AMG GT3 2020	AM	252.9	Private test - 1
63	Oregon Team	ITA	Pierre Louis Chovet	FRA	Maximilian Paul	DEU	Lamborghini Huracan GT3 EVO2	PRO	252.3	Private test - 1
19	Oregon Team	ITA	Pietro Perolini	ITA	Daan Arrow	NLD	Lamborghini Huracan GT3 EVO2	PRO	250.5	Private test - 1
75	Team Motopark	DEU	Lukas Dunner	AUT	Morten Stromsted	DNK	Mercedes AMG GT3 2020	PROAM	250.5	Private test - 1





**Circuit de Barcelona
International GT Open
Private test - 1
Pit Stop Analysis**



5 Stanislaw Jedliński Ferrari 296 GT3
AM Krystian Korzeniowski Olimp Racing

Nº	In Day Time	In Time	Out Time	Pit Time	T. Pit Time	Handicap	Diff.
1	13:05:11.695	13:05:11.695	13:08:51.889	3:40.194	3:40.194		
2	13:15:09.342	13:15:09.342	13:18:39.271	3:29.929	7:10.123		
3	13:20:53.453	13:20:53.453	13:31:49.551	10:56.098	18:06.221		

6 Anthony Bartone Mercedes AMG GT3 2023
PRO Aaron Walker GetSpeed

Nº	In Day Time	In Time	Out Time	Pit Time	T. Pit Time	Handicap	Diff.
1	13:08:26.814	13:08:26.814	13:13:12.363	4:45.549	4:45.549		
2	13:20:39.883	13:20:39.883	13:30:02.479	9:22.596	14:08.145		

8 Giuseppe Cipriani Lamborghini Huracan GT3 EVO
AM II Barone Rampante

Nº	In Day Time	In Time	Out Time	Pit Time	T. Pit Time	Handicap	Diff.
1	12:53:54.822	12:53:54.822	12:56:18.156	2:23.334	2:23.334		
2	13:00:07.470	13:00:07.470	13:02:42.914	2:35.444	4:58.778		
3	13:16:52.590	13:16:52.590	13:19:26.474	2:33.884	7:32.662		
4	13:22:23.162	13:22:23.162	13:30:14.966	7:51.804	15:24.466		
5	13:39:13.267	13:39:13.267	13:40:48.241	1:34.974	16:59.440		

11 Frédéric Jousset Ferrari 296 GT3
PROAM David Fumanelli Kessel Racing

Nº	In Day Time	In Time	Out Time	Pit Time	T. Pit Time	Handicap	Diff.
1	13:00:38.221	13:00:38.221	13:04:00.875	3:22.654	3:22.654		
2	13:12:39.868	13:12:39.868	13:17:20.336	4:40.468	8:03.122		
3	13:21:16.790	13:21:16.790	13:30:08.113	8:51.323	16:54.445		

17 Diego Menchaca Mercedes AMG GT3 2020
PRO Albert Costa Team Motopark

Nº	In Day Time	In Time	Out Time	Pit Time	T. Pit Time	Handicap	Diff.
1	13:02:51.431	13:02:51.431	13:10:04.064	7:12.633	7:12.633		
2	13:20:46.492	13:20:46.492	13:31:10.020	10:23.528	17:36.161		

19 Pietro Perolini Lamborghini Huracan GT3 EVO2
PRO Daan Arrow Oregon Team

Nº	In Day Time	In Time	Out Time	Pit Time	T. Pit Time	Handicap	Diff.
1	13:08:08.057	13:08:08.057	13:09:30.934	1:22.877	1:22.877		
2	13:20:27.126	13:20:27.126	13:30:54.285	10:27.159	11:50.036		
3	13:39:36.775	13:39:36.775	13:41:01.296	1:24.521	13:14.557		

23 Simon Reicher Audi R8 LMS GT3 Evo II
PRO Christopher Haase Eastalent-Racing

Nº	In Day Time	In Time	Out Time	Pit Time	T. Pit Time	Handicap	Diff.
1	12:52:18.158	12:52:18.158	12:54:25.275	2:07.117	2:07.117		
2	13:03:13.042	13:03:13.042	13:09:11.002	5:57.960	8:05.077		
3	13:17:56.797	13:17:56.797	13:30:27.105	12:30.308	20:35.385		
4	13:33:57.583	13:33:57.583	13:35:08.400	1:10.817	21:46.202		
5	13:45:37.904	13:45:37.904	13:46:48.698	1:10.794	22:56.996		

25 Alessandro Cozzi Ferrari 296 GT3
AM* Giorgio Sernagiotto AF Corse

Nº	In Day Time	In Time	Out Time	Pit Time	T. Pit Time	Handicap	Diff.
1	12:52:32.151	12:52:32.151	12:55:32.840	3:00.689	3:00.689		
2	13:07:53.914	13:07:53.914	13:15:50.476	7:56.562	10:57.251		

27 Marco Pulcini Ferrari 296 GT3
PROAM Eddie Cheever III AF Corse

Nº	In Day Time	In Time	Out Time	Pit Time	T. Pit Time	Handicap	Diff.
1	12:53:19.472	12:53:19.472	12:55:14.410	1:54.938	1:54.938		
2	13:05:49.281	13:05:49.281	13:12:39.309	6:50.028	8:44.966		
3	13:19:40.551	13:19:40.551	13:30:23.241	10:42.690	19:27.656		
4	13:42:38.117	13:42:38.117	13:45:50.193	3:12.076	22:39.732		

33 Miloš Pavlović Lamborghini Huracan GT3 EVO2
PROAM Sanporn Jao-Javanil Bonaldi Motorsport

Nº	In Day Time	In Time	Out Time	Pit Time	T. Pit Time	Handicap	Diff.
1	13:01:12.249	13:01:12.249	13:10:07.987	8:55.738	8:55.738		
2	13:21:21.271	13:21:21.271	13:31:04.822	9:43.551	18:39.289		
3	13:40:15.190	13:40:15.190	13:41:53.087	1:37.897	20:17.186		

38 Nicolò Rosi Ferrari 296 GT3
PROAM Niccolò Schirò Kessel Racing

Nº	In Day Time	In Time	Out Time	Pit Time	T. Pit Time	Handicap	Diff.
1	13:04:46.350	13:04:46.350	13:07:30.536	2:44.186	2:44.186		
2	13:18:00.849	13:18:00.849	13:30:03.916	12:03.067	14:47.253		
3	13:41:20.691	13:41:20.691	13:42:28.044	1:07.353	15:54.606		

51 Nicola Marinangeli Ferrari 296 GT3
PRO Riccardo Agostini AF Corse

Nº	In Day Time	In Time	Out Time	Pit Time	T. Pit Time	Handicap	Diff.
1	13:04:56.137	13:04:56.137	13:09:18.438	4:22.301	4:22.301		
2	13:18:04.449	13:18:04.449	13:30:38.498	12:34.049	16:56.350		
3	13:39:23.378	13:39:23.378	13:40:59.038	1:35.660	18:32.010		

52 Jay Schreiber Ferrari 488 GT3 MY 2020
PRO Oswaldo Negri AF Corse

Nº	In Day Time	In Time	Out Time	Pit Time	T. Pit Time	Handicap	Diff.
1	12:52:50.582	12:52:50.582	12:54:02.222	1:11.640	1:11.640		
2	13:06:30.410	13:06:30.410	13:10:53.597	4:23.187	5:34.827		
3	13:19:45.890	13:19:45.890	13:30:45.361	10:59.471	16:34.298		

54 Dexter Müller Mercedes AMG GT3
PROAM Yannick Mettler CBRX by SPS

Nº	In Day Time	In Time	Out Time	Pit Time	T. Pit Time	Handicap	Diff.
1	13:01:55.779	13:01:55.779	13:11:21.984	9:26.205	9:26.205		
2	13:18:27.412	13:18:27.412	13:30:20.050	11:52.638	21:18.843		
3	13:41:21.730	13:41:21.730	13:43:15.299	1:53.569	23:12.412		

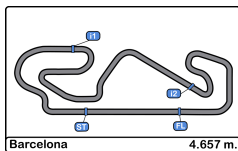
55 Laurent De Meeus Ferrari 488 GT3 MY 2020
PROAM Jamie Stanley AF Corse

Nº	In Day Time	In Time	Out Time	Pit Time	T. Pit Time	Handicap	Diff.
1	13:02:01.223	13:02:01.223	13:04:37.894	2:36.671	2:36.671		
2	13:11:41.920	13:11:41.920	13:13:53.106	2:11.186	4:47.857		
3	13:21:08.582	13:21:08.582	13:32:15.557	11:06.975	15:54.832		

61 Jean-Claude Saada Ferrari 488 GT3 MY 2020
AM* Conrad Grunewald AF Corse

Nº	In Day Time	In Time	Out Time	Pit Time	T. Pit Time	Handicap	Diff.
1	12:51:55.310	12:51:55.310	12:53:04.888	1:09.578	1:09.578		
2	13:06:55.216	13:06:55.216	13:10:12.756	3:17.540	4:27.118		
3	13:21:06.267	13:21:06.267	13:30:37.585	9:31.318	13:58.436		





Circuit de Barcelona
International GT Open
Private test - 1
Pit Stop Analysis



63 Pierre Louis Chovet Lamborghini Huracan GT3 EVO2
 PRO Maximilian Paul Oregon Team

Nº	In Day Time	In Time	Out Time	Pit Time	T. Pit Time	Handicap	Diff.
1	12:56:52.602	12:56:52.602	12:57:59.791	1:07.189	1:07.189		
2	13:10:07.106	13:10:07.106	13:12:27.424	2:20.318	3:27.507		
3	13:22:19.933	13:22:19.933	13:30:12.227	7:52.294	11:19.801		
4	13:32:13.411	13:32:13.411	13:35:32.985	3:19.574	14:39.375		
5	13:40:57.947	13:40:57.947	13:41:59.392	1:01.445	15:40.820		

65 Heiko Neumann Mercedes AMG GT3 2020
 AM Timo Rumpfkeil Team Motopark

Nº	In Day Time	In Time	Out Time	Pit Time	T. Pit Time	Handicap	Diff.
1	13:05:26.654	13:05:26.654	13:18:00.694	12:34.040	12:34.040		
2	13:19:58.607	13:19:58.607	13:30:28.926	10:30.319	23:04.359		

66 Stewart Proctor McLaren 720S GT3
 PROAM Lewis Proctor Greystone GT

Nº	In Day Time	In Time	Out Time	Pit Time	T. Pit Time	Handicap	Diff.
1	12:58:37.337	12:58:37.337	13:00:44.438	2:07.101	2:07.101		
2	13:19:00.821	13:19:00.821	13:29:59.835	10:59.014	13:06.115		
3	13:44:05.023	13:44:05.023	13:45:15.710	1:10.687	14:16.802		

69 Samuel De Haan McLaren 720S GT3
 PRO Charlie Fagg Optimum Motorsport

Nº	In Day Time	In Time	Out Time	Pit Time	T. Pit Time	Handicap	Diff.
1	13:01:17.811	13:01:17.811	13:02:56.286	1:38.475	1:38.475		
2	13:09:54.229	13:09:54.229	13:12:10.147	2:15.918	3:54.393		
3	13:21:10.715	13:21:10.715	13:31:20.978	10:10.263	14:04.656		
4	13:36:37.166	13:36:37.166	13:39:17.945	2:40.779	16:45.435		

75 Lukas Dunner Mercedes AMG GT3 2020
 PROAM Morten Stromsted Team Motopark

Nº	In Day Time	In Time	Out Time	Pit Time	T. Pit Time	Handicap	Diff.
1	12:53:27.968	12:53:27.968	13:00:16.809	6:48.841	6:48.841		
2	13:04:04.129	13:04:04.129	13:34:43.772	30:39.643	37:28.484		
3	13:40:22.573	13:40:22.573	13:42:44.189	2:21.616	39:50.100		

77 Al Faisal Al Zubair Mercedes AMG GT3 2023
 PRO Fabian Schiller AIManar Racing by GetSpeed

Nº	In Day Time	In Time	Out Time	Pit Time	T. Pit Time	Handicap	Diff.
1	12:58:01.745	12:58:01.745	13:00:41.908	2:40.163	2:40.163		
2	13:06:00.370	13:06:00.370	13:10:00.898	4:00.528	6:40.691		
3	13:20:43.077	13:20:43.077	13:30:00.927	9:17.850	15:58.541		
4	13:38:37.216	13:38:37.216	13:40:12.826	1:35.610	17:34.151		

88 Gino Forgione Ferrari 488 GT3 MY 2020
 AM* Andrea Montermini AF Corse

Nº	In Day Time	In Time	Out Time	Pit Time	T. Pit Time	Handicap	Diff.
1	12:52:08.188	12:52:08.188	12:53:35.773	1:27.585	1:27.585		
2	13:05:52.313	13:05:52.313	13:17:36.062	11:43.749	13:11.334		
3	13:22:26.974	13:22:26.974	13:30:49.652	8:22.678	21:34.012		

777 Marcin Jedliński Audi R8 LMS 2018
 PROAM Karol Basz Olimp Racing

Nº	In Day Time	In Time	Out Time	Pit Time	T. Pit Time	Handicap	Diff.
1	13:01:22.995	13:01:22.995	13:03:22.226	1:59.231	1:59.231		
2	13:08:31.326	13:08:31.326	13:13:09.563	4:38.237	6:37.468		
3	13:20:37.621	13:20:37.621	13:31:38.795	11:01.174	17:38.642		
4	13:38:46.217	13:38:46.217	13:40:21.169	1:34.952	19:13.594		

786 Kiki Sak Nana Mercedes AMG GT3 2023
 AM Adam Osieka GetSpeed

Nº	In Day Time	In Time	Out Time	Pit Time	T. Pit Time	Handicap	Diff.
1	13:00:00.497	13:00:00.497	13:02:40.136	2:39.639	2:39.639		
2	13:20:06.252	13:20:06.252	13:30:05.756	9:59.504	12:39.143		

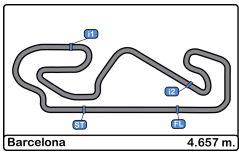
911 Axel Blom Mercedes AMG GT3 2023
 PROAM Steve Jans GetSpeed

Nº	In Day Time	In Time	Out Time	Pit Time	T. Pit Time	Handicap	Diff.
1	13:07:14.493	13:07:14.493	13:08:46.032	1:31.539	1:31.539		
2	13:21:12.649	13:21:12.649	13:31:14.185	10:01.536	11:33.075		

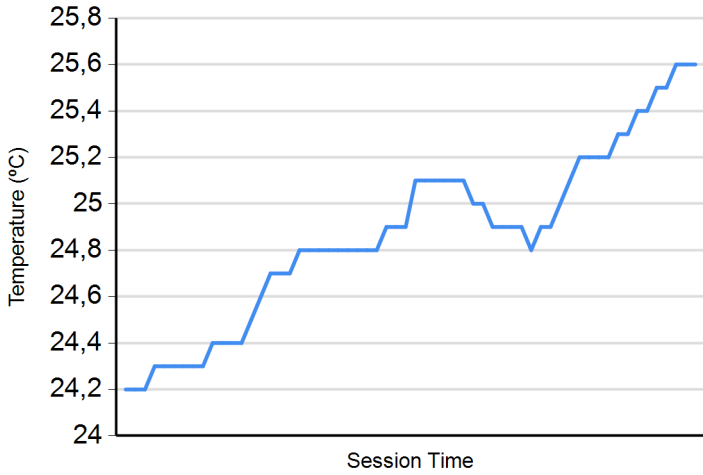
007 Jahid Fazal-Karim Aston Martin GT3 AMR MY2019
 AM Pascal Bachmann Street-Art Racing

Nº	In Day Time	In Time	Out Time	Pit Time	T. Pit Time	Handicap	Diff.
1	13:09:12.466	13:09:12.466	13:11:03.920	1:51.454	1:51.454		
2	13:20:02.595	13:20:02.595	13:38:53.422	18:50.827	20:42.281		

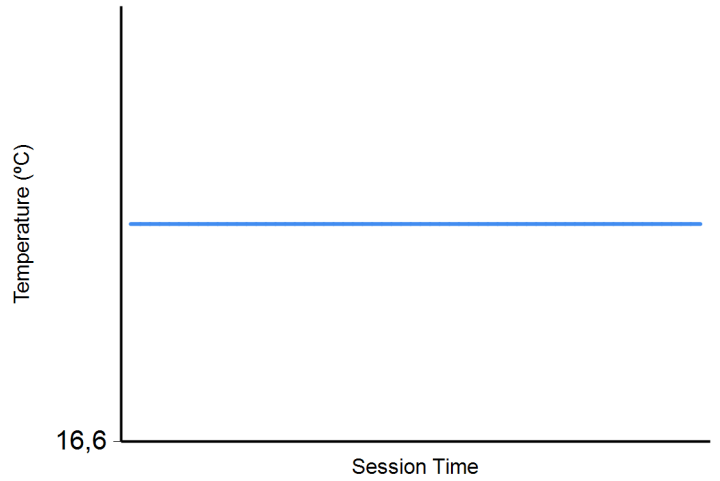




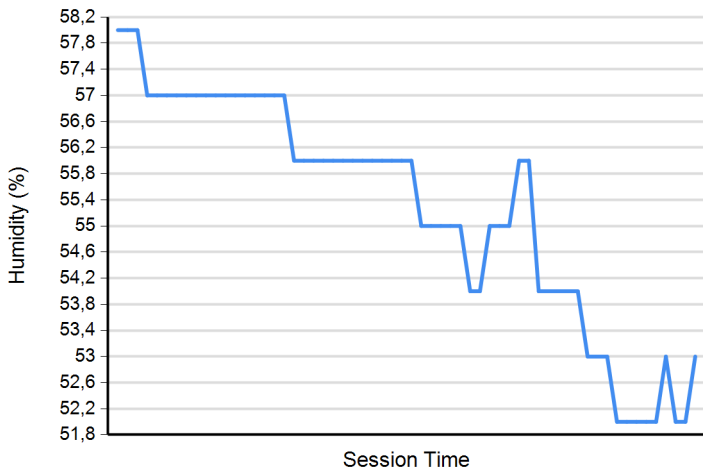
Air Temperature



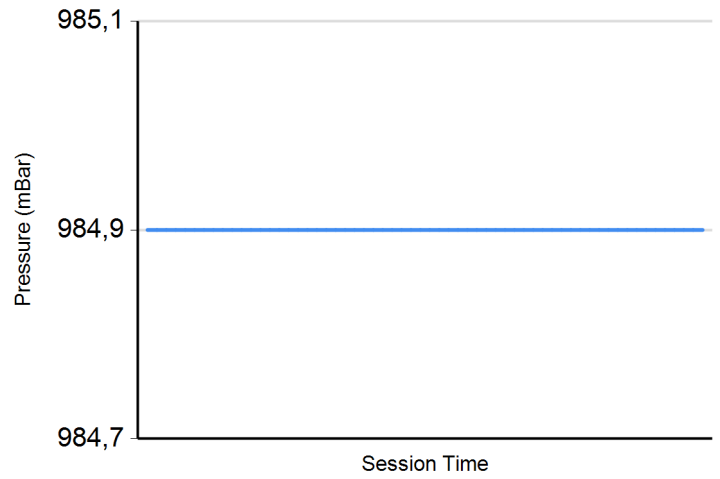
Track Temperature



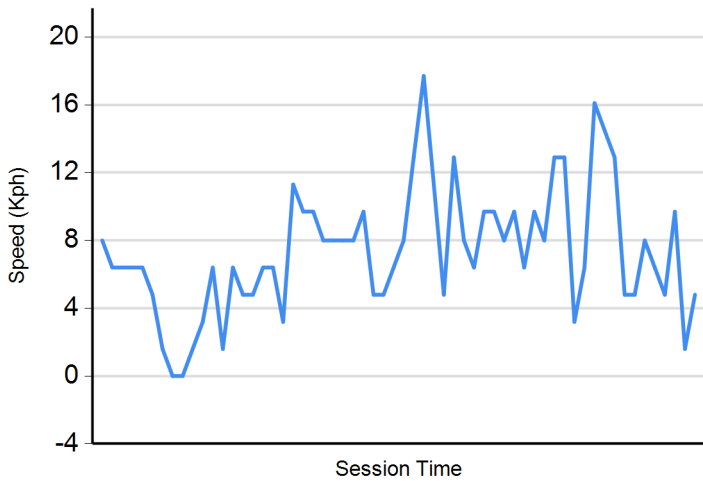
Humidity



Pressure



Wind Speed



Wind direction

