

**Autodromo Int. do Algarve**  
**International GT Open**  
**Free Practice - 1**  
**Provisional Results**



Autodromo do Algarve 4.653 m.

Cls	Nº	Entrant/Team	Nat	Driver 1	Nat	Driver 2	Nat	Vehicle	Cat	Cls	Laps	Best	Time	Gap	Interval	Km/h
1	69	Scuderia Villorba Corse	ITA	Michael Blanchemain	FRA	Jim Pla	FRA	Mercedes AMG GT3 EVO	PROAM	1	28	5	1:44.422			160.4
2	108	Vimana by GetSpeed	DEU	Ameerh Naran	ZAF	Tom Jackson	GBR	Mercedes AMG GT3 EVO	PROAM	2	24	2	1:45.208	0.786	0.786	159.2
3	77	AlManar Racing by GetSpeed	OMN	Al Faisal Al Zubair	OMN	Mikaël Grenier	CND	Mercedes AMG GT3 EVO	PRO	1	14	2	1:49.639	5.217	4.431	152.7
4	15	Car Collection Motorsport	DEU	Gustav Bergström	SWE	Nico Menzel	DEU	Porsche 911 GT3 R (992)	PRO	2	19	3	1:49.823	5.401	0.184	152.5
5	66	Greystone GT	GBR	Stewart Proctor	GBR	Lewis Proctor	GBR	McLaren 720S GT3	PROAM	3	20	5	1:51.570	7.148	1.747	150.1
6	1	Eastalent Racing	AUT	Simon Reicher	AUT	Christopher Haase	DEU	Audi R8 LMS GT3 Evo II	PRO	3	19	4	1:51.671	7.249	0.101	150.0
7	7	Car Collection Motorsport	DEU	Bashar Mardini	CAN	Tijmen van der Helm	NLD	Porsche 911 GT3 R (992)	PROAM	4	14	2	1:52.114	7.692	0.443	149.4
8	8	Il Barone Rampante	ITA	Giuseppe Cipriani	ITA			Lamborghini Huracan GT3 EVO	AM	1	6	3	1:53.173	8.751	1.059	148.0
9	20	SPS Automotive Performance	DEU	Dominik Baumann	AUT	Mikaeel Pitamber	ZAF	Mercedes AMG GT3 EVO	PRO	4	10	2	1:55.156	10.734	1.983	145.4
10	19	Oregon Team	ITA	Marzio Moretti	ISR	Artem Petrov	ISR	Lamborghini Huracan GT3 EVO2	PRO	5	17	2	1:55.557	11.135	0.401	144.9
11	63	Oregon Team	ITA	Rolf Ineichen	CHE	Leonardo Pulcini	ITA	Lamborghini Huracan GT3 EVO2	PRO	6	18	7	1:56.162	11.740	0.605	144.2
12	10	Oregon Team	ITA	Alessio Deledda	ITA	Jordan Pepper	ZAF	Lamborghini Huracan GT3 EVO2	PRO	7	13	2	1:56.188	11.766	0.026	144.1
13	9	GetSpeed	DEU	Anthony Bartone	USA	Fabian Schiller	DEU	Mercedes AMG GT3 EVO	PRO	8	6	2	1:57.761	13.339	1.573	142.2
14	55	AF Corse	ITA	Laurent De Meeus	BEL	Jamie Stanley	GBR	Ferrari 488 GT3 MY 2020	PROAM	5	12	2	1:58.354	13.932	0.593	141.5
15	75	ISR Racing	CZE	Filip Salaquarda	CZE	Libor Milota	CZE	Audi R8 LMS GT3 Evo II	PROAM	6	15	8	1:59.609	15.187	1.255	140.0
16	54	CBRX by SPS	DEU	Dexter Müller	CHE	Yannick Mettler	CHE	Mercedes AMG GT3 EVO	PROAM	7	14	6	1:59.701	15.279	0.092	139.9
17	61	AF Corse	ITA	Jean-Claude Saada	USA	Conrad Grunewald	USA	Ferrari 296 GT3	PROAM	8	17	11	2:01.117	16.695	1.416	138.3
18	16	AF Corse	ITA	Marcelo Hahn	BRA	Allam Khodair	BRA	Ferrari 296 GT3	PROAM	9	10	3	2:01.401	16.979	0.284	137.9
19	12	Car Collection Motorsport	DEU	Hash	USA	Alex Fontana	CHE	Porsche 911 GT3 R (992)	PROAM	10	17	16	2:01.984	17.562	0.583	137.3
20	24	Greystone GT	GBR	Andrey Borodin	IND	Oliver Webb	GBR	McLaren 720s GT3 Evo	PROAM	11	16	13	2:02.308	17.886	0.324	136.9
21	25	AF Corse	ITA	Alessandro Cozzi	ITA	Giorgio Sernagiotto	ITA	Ferrari 296 GT3	PROAM	12	11	4	2:02.850	18.428	0.542	136.3
22	51	Spirit of Race	CHE	Nicola Marinangeli	ITA	Vicent Abril	FRA	Ferrari 296 GT3	PRO	9	8	7	2:04.992	20.570	2.142	134.0
23	11	racing one	DEU	Ernst Kirchmayr	AUT	Luca Ludwig	DEU	Ferrari 296 GT3	PROAM	13	3	2	2:13.547	29.125	8.555	125.4
24	96	Team Motopark	DEU	Lukas Dunner	AUT	Charles Bateman	GBR	Mercedes AMG GT3 EVO	PRO	10	6	4	2:13.803	29.381	0.256	125.1
25	23	Pellin Racing	ITA	Thor Haugen	USA	Paolo Ruberti	ITA	Ferrari 488 GT3 2020	PROAM	14	2	2	2:14.766	30.344	0.963	124.2
26	27	Spirit of Race	CHE	Marco Pulcini	ITA	Eddie Cheever III	ITA	Ferrari 296 GT3	PROAM	15	4	2	3:38.926	1:54.504	1:24.160	76.5

Published at:.....

Track Temp: 17.5 °C Air Temp: 14.1 °C Humidity: 89 % Track Status: WET

**Race Director:**


Alessandro Ferrari

ACI DGA 392080

**Timekeeper:**

Luis Garcia

JOB-2654-ESP/M





**Autodromo Int. do Algarve**  
**International GT Open**  
**Free Practice - 1**  
**Track Limit**

The Stewards, having received a report from Race Director, have considered the following matter and determine the following:

**Session** Free Practice - 1

**Fact** The cars below did not use the track

**Infringement** Breach of Appendix L Chapter IV Article 2 c) of the FIA International Sporting Code and Article 19.4/19.5 of the International GT Open Sporting Regulations.

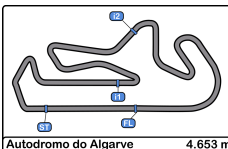
**Decision** Deletion of the lap times shown in accordance with Article 12.4.1.e of the FIA International Sporting Code.

**Note**

- Certain decisions of the Stewards, in accordance with Article 15 of the FIA International Sporting Code.
- These penalties are not subject to appeal Article.12.3.4 of the FIA International Sporting Code and Article 16.5 of the International GT Open Sporting Regulations.
- According to Article.12.3.3.b of the FIA International Sporting Code these decisions becomes immediately binding even in case of an appeal.

<u>Ord</u>	<u>Turn</u>	<u>N° Driver</u>	<u>Entrant/Team</u>	<u>Time of Day</u>	<u>Lap Time</u>
40	1	20 Baumann - Pitamber	SPS Automotive Performance	11:12:27.134	2:13.288

**The Stewards:**



**Autodromo Int. do Algarve**  
**International GT Open**  
**Free Practice - 1**  
**Provisional Results by Category**



PROAM																
Cls	N°	Entrant/Team	Nat	Driver 1	Nat	Driver 2	Nat	Vehicle	Cat	Cls	Laps	Best	Time	Gap	Interval	Km/h
1	69	Scuderia Villorba Corse	ITA	Michael Blanchemain	FRA	Jim Pla	FRA	Mercedes AMG GT3 EVO	PROAM	1	28	5	1:44.422			160.4
2	108	Vimana by GetSpeed	DEU	Ameerh Naran	ZWE	Tom Jackson	GBR	Mercedes AMG GT3 EVO	PROAM	2	24	2	1:45.208	0.786	0.786	159.2
3	66	Greystone GT	GBR	Stewart Proctor	GBR	Lewis Proctor	GBR	McLaren 720S GT3	PROAM	3	20	5	1:51.570	7.148	6.362	150.1
4	7	Car Collection Motorsport	DEU	Bashar Mardini	CAN	Tijmen van der Helm	NLD	Porsche 911 GT3 R (992)	PROAM	4	14	2	1:52.114	7.692	0.544	149.4
5	55	AF Corse	ITA	Laurent De Meeus	BEL	Jamie Stanley	GBR	Ferrari 488 GT3 MY 2020	PROAM	5	12	2	1:58.354	13.932	6.240	141.5
6	75	ISR Racing	CZE	Filip Salaquarda	CZE	Libor Milota	CZE	Audi R8 LMS GT3 Evo II	PROAM	6	15	8	1:59.609	15.187	1.255	140.0
7	54	CBRX by SPS	DEU	Dexter Müller	CHE	Yannick Mettler	CHE	Mercedes AMG GT3 EVO	PROAM	7	14	6	1:59.701	15.279	0.092	139.9
8	61	AF Corse	ITA	Jean-Claude Saada	USA	Conrad Grunewald	USA	Ferrari 296 GT3	PROAM	8	17	11	2:01.117	16.695	1.416	138.3
9	16	AF Corse	ITA	Marcelo Hahn	BRA	Allam Khodair	BRA	Ferrari 296 GT3	PROAM	9	10	3	2:01.401	16.979	0.284	137.9
10	12	Car Collection Motorsport	DEU	Hash	USA	Alex Fontana	CHE	Porsche 911 GT3 R (992)	PROAM	10	17	16	2:01.984	17.562	0.583	137.3
11	24	Greystone GT	GBR	Andrey Borodin	IND	Oliver Webb	GBR	McLaren 720s GT3 Evo	PROAM	11	16	13	2:02.308	17.886	0.324	136.9
12	25	AF Corse	ITA	Alessandro Cozzi	ITA	Giorgio Sernagiotto	ITA	Ferrari 296 GT3	PROAM	12	11	4	2:02.850	18.428	0.542	136.3
13	11	racing one	DEU	Ernst Kirchmayr	AUT	Luca Ludwig	DEU	Ferrari 296 GT3	PROAM	13	3	2	2:13.547	29.125	10.697	125.4
14	23	Pellin Racing	ITA	Thor Haugen	USA	Paolo Ruberti	ITA	Ferrari 488 GT3 2020	PROAM	14	2	2	2:14.766	30.344	1.219	124.2
15	27	Spirit of Race	CHE	Marco Pulcini	ITA	Eddie Cheever III	ITA	Ferrari 296 GT3	PROAM	15	4	2	3:38.926	1:54.504	1:24.160	76.5

PRO																
Cls	N°	Entrant/Team	Nat	Driver 1	Nat	Driver 2	Nat	Vehicle	Cat	Cls	Laps	Best	Time	Gap	Interval	Km/h
1	77	AlManar Racing by GetSpeed	OMN	Al Faisal Al Zubair	OMN	Mikaël Grenier	CND	Mercedes AMG GT3 EVO	PRO	1	14	2	1:49.639			152.7
2	15	Car Collection Motorsport	DEU	Gustav Bergström	SWE	Nico Menzel	DEU	Porsche 911 GT3 R (992)	PRO	2	19	3	1:49.823	0.184	0.184	152.5
3	1	Eastalent Racing	AUT	Simon Reicher	AUT	Christopher Haase	DEU	Audi R8 LMS GT3 Evo II	PRO	3	19	4	1:51.671	2.032	1.848	150.0
4	20	SPS Automotive Performance	DEU	Dominik Baumann	AUT	Mikaeel Pitamber	ZAF	Mercedes AMG GT3 EVO	PRO	4	10	2	1:55.156	5.517	3.485	145.4
5	19	Oregon Team	ITA	Marzio Moretti	ITA	Artem Petrov	ISR	Lamborghini Huracan GT3 EVO2	PRO	5	17	2	1:55.557	5.918	0.401	144.9
6	63	Oregon Team	ITA	Rolf Ineichen	CHE	Leonardo Pulcini	ITA	Lamborghini Huracan GT3 EVO2	PRO	6	18	7	1:56.162	6.523	0.605	144.2
7	10	Oregon Team	ITA	Alessio Deledda	ITA	Jordan Pepper	ZAF	Lamborghini Huracan GT3 EVO2	PRO	7	13	2	1:56.188	6.549	0.026	144.1
8	9	GetSpeed	DEU	Anthony Bartone	USA	Fabian Schiller	DEU	Mercedes AMG GT3 EVO	PRO	8	6	2	1:57.761	8.122	1.573	142.2
9	51	Spirit of Race	CHE	Nicola Marinangeli	ITA	Vicent Abril	FRA	Ferrari 296 GT3	PRO	9	8	7	2:04.992	15.353	7.231	134.0
10	96	Team Motopark	DEU	Lukas Dunner	AUT	Charles Bateman	FRA	Mercedes AMG GT3 EVO	PRO	10	6	4	2:13.803	24.164	8.811	125.1

AM																
Cls	N°	Entrant/Team	Nat	Driver 1	Nat	Driver 2	Nat	Vehicle	Cat	Cls	Laps	Best	Time	Gap	Interval	Km/h
1	8	Il Barone Rampante	ITA	Giuseppe Cipriani	ITA			Lamborghini Huracan GT3 EVO	AM	1	6	3	1:53.173			148.0

Published at:.....

Track Temp: 17.5 °C Air Temp: 14.1 °C Humidity: 89 % Track Status: WET

Race Director:


Alessandro Ferrari

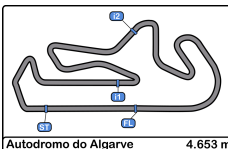
ACI DGA 392080

Timekeeper:

Luis Garcia

JOB-2654-ESP/M





**Autodromo Int. do Algarve**  
**International GT Open**  
**Free Practice - 1**  
**Provisional Results by Class**



International GT Open																
Cls	Nº	Entrant/Team	Nat	Driver 1	Nat	Driver 2	Nat	Vehicle	Cat	Cls	Laps	Best	Time	Gap	Interval	Km/h
1	69	Scuderia Villorba Corse	ITA	Michael Blanchemain	FRA	Jim Pla	FRA	Mercedes AMG GT3 EVO	GT3	1	28	5	1:44.422			160.4
2	108	Vimana by GetSpeed	DEU	Ameerh Naran	ZAF	Tom Jackson	GBR	Mercedes AMG GT3 EVO	GT3	2	24	2	1:45.208	0.786	0.786	159.2
3	77	AlManar Racing by GetSpeed	OMN	Al Faisal Al Zubair	CAN	Mikaël Grenier	CND	Mercedes AMG GT3 EVO	GT3	3	14	2	1:49.639	5.217	4.431	152.7
4	15	Car Collection Motorsport	DEU	Gustav Bergström	SWE	Nico Menzel	DEU	Porsche 911 GT3 R (992)	GT3	4	19	3	1:49.823	5.401	0.184	152.5
5	66	Greystone GT	GBR	Stewart Proctor	GBR	Lewis Proctor	GBR	McLaren 720S GT3	GT3	5	20	5	1:51.570	7.148	1.747	150.1
6	1	Eastalent Racing	AUT	Simon Reicher	AUT	Christopher Haase	DEU	Audi R8 LMS GT3 Evo II	GT3	6	19	4	1:51.671	7.249	0.101	150.0
7	7	Car Collection Motorsport	DEU	Bashar Mardini	CAN	Tijmen van der Helm	NLD	Porsche 911 GT3 R (992)	GT3	7	14	2	1:52.114	7.692	0.443	149.4
8	8	Il Barone Rampante	ITA	Giuseppe Cipriani	ITA			Lamborghini Huracan GT3 EVO	GT3	8	6	3	1:53.173	8.751	1.059	148.0
9	20	SPS Automotive Performance	DEU	Dominik Baumann	AUT	Mikael Pitamber	ZAF	Mercedes AMG GT3 EVO	GT3	9	10	2	1:55.156	10.734	1.983	145.4
10	19	Oregon Team	ITA	Marzio Moretti	ITA	Artem Petrov	ISR	Lamborghini Huracan GT3 EVO2	GT3	10	17	2	1:55.557	11.135	0.401	144.9
11	63	Oregon Team	ITA	Rolf Ineichen	CHE	Leonardo Pulcini	ITA	Lamborghini Huracan GT3 EVO2	GT3	11	18	7	1:56.162	11.740	0.605	144.2
12	10	Oregon Team	ITA	Alessio Deledda	ITA	Jordan Pepper	ZAF	Lamborghini Huracan GT3 EVO2	GT3	12	13	2	1:56.188	11.766	0.026	144.1
13	9	GetSpeed	DEU	Anthony Bartone	USA	Fabian Schiller	DEU	Mercedes AMG GT3 EVO	GT3	13	6	2	1:57.761	13.339	1.573	142.2
14	55	AF Corse	ITA	Laurent De Meeus	BEL	Jamie Stanley	GBR	Ferrari 488 GT3 MY 2020	GT3	14	12	2	1:58.354	13.932	0.593	141.5
15	75	ISR Racing	CZE	Filip Salaquarda	CZE	Libor Milota	CZE	Audi R8 LMS GT3 Evo II	GT3	15	15	8	1:59.609	15.187	1.255	140.0
16	54	CBRX by SPS	DEU	Dexter Müller	CHE	Yannick Mettler	CHE	Mercedes AMG GT3 EVO	GT3	16	14	6	1:59.701	15.279	0.092	139.9
17	61	AF Corse	ITA	Jean-Claude Saada	USA	Conrad Grunewald	USA	Ferrari 296 GT3	GT3	17	17	11	2:01.117	16.695	1.416	138.3
18	16	AF Corse	ITA	Marcelo Hahn	BRA	Allam Khodair	BRA	Ferrari 296 GT3	GT3	18	10	3	2:01.401	16.979	0.284	137.9
19	12	Car Collection Motorsport	DEU	Hash	USA	Alex Fontana	CHE	Porsche 911 GT3 R (992)	GT3	19	17	16	2:01.984	17.562	0.583	137.3
20	24	Greystone GT	GBR	Andrey Borodin	FIA	Oliver Webb	GBR	McLaren 720s GT3 Evo	GT3	20	16	13	2:02.308	17.886	0.324	136.9
21	25	AF Corse	ITA	Alessandro Cozzi	ITA	Giorgio Sernagiotto	ITA	Ferrari 296 GT3	GT3	21	11	4	2:02.850	18.428	0.542	136.3
22	51	Spirit of Race	CHE	Nicola Marinangeli	ITA	Vicent Abril	FRA	Ferrari 296 GT3	GT3	22	8	7	2:04.992	20.570	2.142	134.0
23	11	racing one	DEU	Ernst Kirchmayr	AUT	Luca Ludwig	DEU	Ferrari 296 GT3	GT3	23	3	2	2:13.547	29.125	8.555	125.4
24	96	Team Motopark	DEU	Lukas Dunner	AUT	Charles Bateman	GBR	Mercedes AMG GT3 EVO	GT3	24	6	4	2:13.803	29.381	0.256	125.1
25	23	Pellin Racing	ITA	Thor Haugen	USA	Paolo Ruberti	ITA	Ferrari 488 GT3 2020	GT3	25	2	2	2:14.766	30.344	0.963	124.2
26	27	Spirit of Race	CHE	Marco Pulcini	ITA	Eddie Cheever III	ITA	Ferrari 296 GT3	GT3	26	4	2	3:38.926	1:54.504	1:24.160	76.5

Published at:.....

Track Temp: 17.5 °C Air Temp: 14.1 °C Humidity: 89 % Track Status: WET

**Race Director:**

Alessandro Ferrari

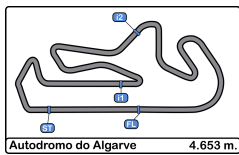
ACI DGA 392080

**Timekeeper:**

Luis Garcia

JOB-2654-ESP/M





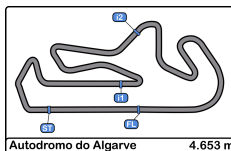
**Autodromo Int. do Algarve**  
**International GT Open**  
**Free Practice - 1**  
**Lap Analysis**



1 Simon Reicher Audi R8 LMS GT3 Evo II							9 Anthony Bartone Mercedes AMG GT3 EVO								
PRO Christopher Haase Eastalent Racing							PRO Fabian Schiller GetSpeed								
Lap	D	Time	Sector 1	Sector 2	Sector 3	T. Spd	Elapsed	Lap	D	Time	Sector 1	Sector 2	Sector 3	T. Spd	Elapsed
1		10:49:04.732	10:47:43.129	37.133	44.470		10:49:04.732	1		11:25:34.189	11:24:10.319	38.937	44.933		11:25:34.189
2		1:56.371	36.213	35.226	44.932	246.0	10:51:01.103	2		<b>1:57.761</b>	36.829	36.573	<b>44.359</b>	252.9	11:27:31.950
3		1:55.667	37.054	35.451	43.162	238.9	10:52:56.770	3		1:58.575	37.209	36.593	44.773	255.3	11:29:30.525
4		<b>1:51.671</b>	34.970	34.681	<b>42.020</b>	260.2	10:54:48.441	4		2:03.985 P	<b>36.631</b>	<b>36.506</b>	50.848	253.5	11:31:34.510
5		1:51.897	<b>34.746</b>	<b>34.224</b>	42.927	259.6	10:56:40.338	5		3:34.092 P	1:56.692	39.722	57.678		11:35:08.602
6		1:58.362 P	35.133	34.447	48.782	258.3	10:58:38.700	6		3:28.384 P	1:52.987	39.387	56.010		11:38:36.986
7		8:53.428	7:33.142	36.811	43.475		11:07:32.128	<b>10</b> Alessio Deledda Lamborghini Huracan GT3 EVO2							
8		2:02.606	38.940	39.031	44.635	255.3	11:09:34.734	PRO Jordan Pepper Oregon Team							
9		2:06.686	38.823	38.909	48.954	225.0	11:11:41.420	<b>Lap</b>	<b>D</b>	<b>Time</b>	<b>Sector 1</b>	<b>Sector 2</b>	<b>Sector 3</b>	<b>T. Spd</b>	<b>Elapsed</b>
10		2:09.942	40.034	40.911	48.997	200.7	11:13:51.362	1		10:49:20.346	10:47:59.177			10:49:20.346	10:49:20.346
11		2:16.321 P	41.305	40.443	54.573	194.9	11:16:07.683	2		<b>1:56.188</b>	35.215	34.821	46.152	251.1	10:51:16.534
12		3:20.413	1:52.168	38.126	50.119		11:19:28.096	3		1:58.026 P	<b>34.756</b>	35.505	47.765	255.9	10:53:14.560
13		2:11.518 P	39.403	38.484	53.631	220.8	11:21:39.614	4		5:37.837 P	4:15.114	<b>34.132</b>	48.591		10:58:52.397
14		3:18.227	1:52.263	38.439	47.525		11:24:57.841	5		<del>3:44.224</del> P	1:47.759		3:59.815		11:02:03.621
15		2:05.536	39.355	38.571	47.610	215.5	11:27:03.377	6		<del>3:42.704</del> P	1:43.999	36.800	51.905		11:05:16.325
16		2:10.961 P	38.618	38.459	53.884	254.1	11:29:14.338	7		4:35.929 P	3:10.831	36.805	48.293		11:09:52.254
17		3:31.520 P	1:55.421	40.159	55.940		11:32:45.858	8		3:28.217 P	1:49.731		4:16.510		11:13:20.471
18		4:30.391 P	2:51.918	38.989	59.484		11:37:16.249	9		12:40.257	11:15.331		16:56.767		11:26:00.728
19		3:33.184 P	1:53.745	41.944	57.495		11:40:49.433	10		2:01.073	37.755	37.613	<b>45.705</b>	251.7	11:28:01.801
<b>7</b> Bashar Mardini Porsche 911 GT3 R (992)							11 Ernst Kirchmayr Ferrari 296 GT3								
PROAM Tijmen van der Helm Car Collection Motorsport							PROAM Luca Ludwig racing one								
<b>Lap</b>	<b>D</b>	<b>Time</b>	<b>Sector 1</b>	<b>Sector 2</b>	<b>Sector 3</b>	<b>T. Spd</b>	<b>Elapsed</b>	<b>Lap</b>	<b>D</b>	<b>Time</b>	<b>Sector 1</b>	<b>Sector 2</b>	<b>Sector 3</b>	<b>T. Spd</b>	<b>Elapsed</b>
1		10:48:07.864	10:46:49.917	35.932	<b>42.015</b>		10:48:07.864	1		11:09:32.985	11:07:54.770	45.687	52.528		11:09:32.985
2		<b>1:52.114</b>	<b>35.207</b>	<b>34.135</b>	42.772	255.3	10:49:59.978	2		<b>2:13.547</b>	43.971	<b>40.110</b>	<b>49.466</b>	188.1	11:11:46.532
3		2:02.713 P	35.650	35.808	51.255	251.7	10:52:02.691	3		2:21.058 P	<b>42.309</b>	41.710	57.039	160.7	11:14:07.590
4		3:26.277	2:04.883	37.042	44.352		10:55:28.968	<b>12</b> Hash Porsche 911 GT3 R (992)							
5		<del>1:55.845</del>	36.802	35.649	43.394	248.8	10:57:24.813	PROAM Alex Fontana Car Collection Motorsport							
6		2:05.028 P	37.777	35.751	51.500	252.3	10:59:29.841	<b>Lap</b>	<b>D</b>	<b>Time</b>	<b>Sector 1</b>	<b>Sector 2</b>	<b>Sector 3</b>	<b>T. Spd</b>	<b>Elapsed</b>
7		3:31.366 P	2:02.518	36.502	52.346		11:03:01.207	1		10:49:52.907 P	10:48:28.766	35.066	49.075		10:49:52.907
8		3:19.820 P	1:54.073	36.391	49.356		11:06:21.027	2		3:10.446 P	1:46.623	35.177	48.646		10:53:03.353
9		4:25.902 P	2:44.821	42.392	58.689		11:10:46.929	3		3:25.234 P	1:55.323	37.744	52.167		10:56:28.587
10		22:42.031	21:03.813	48.308	49.910		11:33:28.960	4		<del>3:09.470</del> P	1:45.630	<b>35.017</b>	48.523		10:59:37.757
11		2:12.009	40.613	40.464	50.932	218.1	11:35:40.969	5		3:29.293 P	1:56.329	39.136	53.828		11:03:07.050
12		2:32.908 P	40.203	40.263	1:12.442	231.2	11:38:13.877	6		3:03.088	1:45.049	35.100	<b>42.939</b>		11:06:10.138
13		3:26.139 P	1:46.879	40.570	58.690		11:41:40.016	7		<del>2:03.554</del> P	<b>36.721</b>	37.208	49.625	254.7	11:08:13.692
14		3:39.532 P	1:57.472	41.189	1:00.871		11:45:19.548	8		3:33.348 P	1:50.278	43.824	59.246		11:11:47.040
<b>8</b> Giuseppe Cipriani Lamborghini Huracan GT3 EVO							AM Il Barone Rampante								
<b>Lap</b>	<b>D</b>	<b>Time</b>	<b>Sector 1</b>	<b>Sector 2</b>	<b>Sector 3</b>	<b>T. Spd</b>	<b>Elapsed</b>	9		3:16.927 P	1:46.177	37.942	52.808		11:15:03.967
1		10:49:58.309	10:48:31.879		<b>10:49:58.309</b>		10:49:58.309	10		19:31.226	18:04.585	39.125	47.516		11:34:35.193
2		<del>1:58.432</del>	36.927		10:51:56.441	248.2	10:51:56.441	11		2:06.002	38.522	38.537	48.943	243.7	11:36:41.195
3		<b>1:53.173</b>	35.583		10:53:49.614	252.9	10:53:49.614	12		2:05.708	38.732	38.671	48.305	241.0	11:38:46.903
4		<del>1:54.642</del>	34.969		10:55:41.256	254.1	10:55:41.256	13		2:04.406	38.232	38.409	47.765	244.3	11:40:51.309
5		<del>1:54.942</del>	35.106		10:57:33.198	254.1	10:57:33.198	14		2:03.670	38.307	38.150	47.213	244.3	11:42:54.979
6		2:01.375 P	<b>34.950</b>		10:59:34.573	254.1	10:59:34.573	15		2:03.011	38.442	37.551	47.018	245.4	11:44:57.990
								16		<b>2:01.984</b>	37.848	37.569	46.567	247.1	11:46:59.974
								17		2:10.593 P	38.096	37.595	54.902	247.7	11:49:10.567







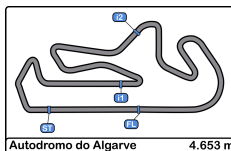
**Autodromo Int. do Algarve**  
**International GT Open**  
**Free Practice - 1**  
**Lap Analysis**



Autodromo do Algarve 4.653 m.

15							20								
Gustav Bergström			Porsche 911 GT3 R (992)				Dominik Baumann			Mercedes AMG GT3 EVO					
PRO Nico Menzel			Car Collection Motorsport				PRO Mikael Pitamber			SPS Automotive Performance					
Lap	D	Time	Sector 1	Sector 2	Sector 3	T. Spd	Elapsed	Lap	D	Time	Sector 1	Sector 2	Sector 3	T. Spd	Elapsed
1		10:48:11.214	P 10:46:46.149	35.346	49.719		10:48:11.214	1		10:49:00.853	10:47:39.815	37.733	43.305		10:49:00.853
2		3:04.363	1:47.940	33.590	42.833		10:51:15.577	2		1:55.156	35.996	35.031	44.129	229.2	10:50:56.009
3		1:49.823	34.115	34.171	41.537	256.5	10:53:05.400	3		1:56.750	37.186	35.722	43.842	218.1	10:52:52.759
4		1:56.207	P 34.349	33.903	47.955	258.3	10:55:01.607	4		2:06.003	P 35.607	36.482	53.914	255.9	10:54:58.762
5		3:09.388	1:51.245	35.198	42.945		10:58:10.995	5		3:21.932	P 1:50.305	35.642	55.985		10:58:20.694
6		4:51.788	35.120	34.611	42.057	255.3	11:00:02.783	6		8:35.421	P 7:11.576	34.987	48.858		11:06:56.115
7		1:52.052	34.923	34.700	42.429	257.1	11:01:54.835	7		3:17.731	1:53.710	37.828	46.193		11:10:13.846
8		1:51.162	34.884	34.358	41.920	253.5	11:03:45.997	8		2:43.288	P 39.234	39.158	54.896	254.1	11:12:27.134
9		4:58.434	P 34.772	35.299	48.363	258.3	11:05:44.431	9		3:24.504	P 1:54.720	38.115	51.669		11:15:51.638
10		23:02.245	21:34.473	39.184	48.588		11:28:46.676	10		3:25.376	P 1:54.855	38.657	51.864		11:19:17.014
11		2:06.153	38.977	38.518	48.658	250.5	11:30:52.829	23 Thor Haugen Ferrari 488 GT3 2020 PROAM Paolo Ruberti Pellin Racing							
12		2:05.254	39.078	38.576	47.600	251.7	11:32:58.083								
13		2:16.493	P 38.909	38.896	58.688	244.3	11:35:14.576	24 Andrey Borodin McLaren 720s GT3 Evo PROAM Oliver Webb Greystone GT							
14		4:21.672	2:50.949	40.039	50.684		11:39:36.248	Lap D Time Sector 1 Sector 2 Sector 3 T. Spd Elapsed							
15		2:08.037	39.245	38.996	49.796	241.6	11:41:44.285	1		10:56:34.391	10:55:07.622	39.346	47.423		10:56:34.391
16		2:06.575	38.758	38.803	49.014	245.4	11:43:50.860	2		2:14.766	P 39.172	40.591	55.003	228.3	10:58:49.157
17		2:07.042	38.928	38.848	49.266	246.5	11:45:57.902	25 Alessandro Cozzi Ferrari 296 GT3 PROAM Giorgio Sernaggiotto AF Corse							
18		2:04.425	38.626	38.195	47.604	247.1	11:48:02.327	Lap D Time Sector 1 Sector 2 Sector 3 T. Spd Elapsed							
19		5:13.182	P 2:53.947	1:01.162	1:18.073	247.7	11:53:15.509	1		10:48:03.061	10:46:45.781	34.987	42.293		10:48:03.061
16 Marcelo Hahn Ferrari 296 GT3 PROAM Allam Khodair AF Corse							Lap D Time Sector 1 Sector 2 Sector 3 T. Spd Elapsed								
							1		11:26:05.248	11:24:34.062	41.548	49.638		11:26:05.248	2
1		11:26:05.248	11:24:34.062	41.548	49.638		11:26:05.248	3		2:03.940	39.937	37.975	45.998	244.3	10:51:59.967
2		2:01.851	37.797	38.053	46.001	251.7	11:28:07.099	4		2:06.328	P 37.291	36.986	52.051	247.1	10:54:06.295
3		2:01.401	37.675	37.836	45.890	254.7	11:30:08.500	5		7:40.064	6:24.003	37.503	47.558		11:01:55.359
4		2:01.580	37.833	38.068	45.679	254.1	11:32:10.080	6		2:09.842	39.497	38.748	51.597	241.6	11:04:05.201
5		2:25.670	P 38.264	40.930	1:06.476	251.1	11:34:35.750	7		2:08.808	40.496	39.729	48.583	196.0	11:06:14.009
6		6:14.244	4:46.376	39.130	48.738		11:40:49.994	8		2:07.871	39.537	40.316	48.018	243.2	11:08:21.880
7		2:03.375	38.257	37.909	47.209	242.1	11:42:53.369	9		2:07.713	40.840	39.767	47.106	251.7	11:10:29.593
8		2:02.948	38.383	38.086	46.479	245.4	11:44:56.317	10		2:11.583	39.511	41.665	50.407	243.2	11:12:41.176
9		2:02.434	37.890	37.790	46.754	247.7	11:46:58.751	11		2:18.201	P 40.012	40.958	57.231	240.0	11:14:59.377
10		2:09.631	P 37.819	37.777	54.035	238.9	11:49:08.382	12		7:32.284	6:07.385	38.190	46.709		11:22:31.661
19 Marzio Moretti Lamborghini Huracan GT3 EVO2 PRO Artem Petrov Oregon Team							Lap D Time Sector 1 Sector 2 Sector 3 T. Spd Elapsed								
							1		10:48:43.316	10:47:24.786	36.016	42.514		10:48:43.316	13
1		10:48:43.316	10:47:24.786	36.016	42.514		10:48:43.316	14		2:08.224	P 37.986	37.923	52.315	254.1	11:26:42.193
2		1:55.557	36.362	35.215	43.980	244.8	10:50:38.873	15		7:36.636	5:34.982	43.832	1:17.822		11:34:18.829
3		2:00.970	P 36.125	36.807	48.038	252.3	10:52:39.843	16		2:53.734	P 47.127	51.046	1:15.561	182.1	11:37:12.563
4		8:25.087	P 7:03.077	34.500	47.510		11:01:04.930	25 Giorgio Sernaggiotto AF Corse							
5		3:11.939	P 1:46.980	36.414	48.545		11:04:16.869	Lap D Time Sector 1 Sector 2 Sector 3 T. Spd Elapsed							
6		14:14.474	P 12:44.548	38.599	51.327		11:18:31.343	1		11:20:18.370	11:18:51.076	39.969	47.325		11:20:18.370
7		3:20.806	P 1:51.200	37.976	51.630		11:21:52.149	2		2:03.227	38.251	38.579	46.397	240.5	11:22:21.597
8		3:23.465	P 1:48.782	41.145	53.538		11:25:15.614	3		2:04.347	38.311	39.474	46.562	252.9	11:24:25.944
9		3:11.820	1:47.674	38.462	45.684		11:28:27.434	4		2:02.850	38.362	38.475	46.013	252.9	11:26:28.794
10		2:02.506	38.312	37.892	46.302	250.5	11:30:29.940	5		2:03.049	38.265	38.020	46.764	254.7	11:28:31.843
11		2:02.410	38.277	37.642	46.491	251.1	11:32:32.350	6		2:02.860	38.438	38.556	45.866	254.1	11:30:34.703
12		2:05.175	39.030	38.479	47.666	243.7	11:34:37.525	7		2:03.300	38.441	38.116	46.743	254.1	11:32:38.003
13		2:07.840	39.108	39.621	49.111	243.2	11:36:45.365	8		2:14.769	P 38.824	38.452	57.493	250.5	11:34:52.772
14		2:14.510	P 39.750	39.542	55.218	239.4	11:38:59.875	9		4:11.155	2:32.078	48.717	50.360		11:39:03.927
15		4:32.535	2:59.703	42.341	50.491		11:43:32.410	10		2:06.888	39.183	38.407	49.298	221.3	11:41:10.815
16		2:08.716	40.395	39.279	49.042	213.0	11:45:41.126	11		2:21.117	P 39.081	40.356	1:01.680	237.3	11:43:31.932
17		2:12.777	P 38.989	39.026	54.762	236.3	11:47:53.903								





**Autodromo Int. do Algarve**  
**International GT Open**  
**Free Practice - 1**  
**Lap Analysis**



**27** Marco Pulcini Ferrari 296 GT3 **61** Jean-Claude Saada Ferrari 296 GT3

PROAM Eddie Cheever III Spirit of Race PROAM Conrad Grunewald AF Corse

Lap	D	Time	Sector 1	Sector 2	Sector 3	T. Spd	Elapsed	Lap	D	Time	Sector 1	Sector 2	Sector 3	T. Spd	Elapsed
1		10:57:18.641 P	10:55:56.834	34.243	47.564		10:57:18.641	1		10:48:21.952	10:47:06.083	34.195	41.674		10:48:21.952
2		3:38.926 P	1:50.700	42.884	1:05.342		11:00:57.567	2		4:52.524 P	34.857	34.393	43.271	255.9	10:50:14.473
3		3:09.964 P	1:46.312	34.735	47.917		11:04:06.531	3		2:07.461 P	39.625	35.856	51.980	254.1	10:52:21.934
4		3:55.316 P	1:55.422	51.005	1:08.889		11:08:01.847	4		7:11.241	5:53.024	34.971	43.246		10:59:33.175

**51** Nicola Marinangeli Ferrari 296 GT3

PRO Vicent Abril Spirit of Race

Lap	D	Time	Sector 1	Sector 2	Sector 3	T. Spd	Elapsed	Lap	D	Time	Sector 1	Sector 2	Sector 3	T. Spd	Elapsed
1		11:15:45.780 P	11:14:14.420	38.990	52.370		11:15:45.780	5		4:52.095	35.354	34.939	42.692	252.9	11:01:26.160
2		3:45.110 P	2:15.636	38.263	51.211		11:19:30.890	6		4:52.247	34.715	34.828	42.674	255.3	11:03:18.377
3		9:22.810 P	7:51.960	37.610	53.240		11:28:53.700	7		2:00.222 P	34.904	35.247	50.071	256.5	11:05:18.599
4		3:38.904 P	2:11.330	37.489	50.085		11:32:32.604	8		9:44.481	8:19.893	38.044	46.544		11:15:03.080
5		3:25.053	1:58.793	38.698	47.562		11:35:57.657	9		2:02.176	37.809	38.077	46.290	254.1	11:17:05.256
6		2:06.038	38.844	38.402	48.792	245.4	11:38:03.695	10		2:01.642	37.877	37.661	46.104	254.1	11:19:06.898
7		2:04.992	38.497	38.318	48.177	246.5	11:40:08.687	11		2:01.117	37.526	37.574	46.017	254.7	11:21:08.015
8		2:11.977 P	38.347	38.496	55.134	247.1	11:42:20.664	12		2:08.771 P	37.781	37.559	53.431	254.1	11:23:16.786

**54** Dexter Müller Mercedes AMG GT3 EVO

PROAM Yannick Mettler CBRX by SPS

Lap	D	Time	Sector 1	Sector 2	Sector 3	T. Spd	Elapsed	Lap	D	Time	Sector 1	Sector 2	Sector 3	T. Spd	Elapsed
1		10:49:45.700 P	10:48:14.238	37.293	54.169		10:49:45.700	1		10:49:04.414	10:47:32.436	42.867	49.111		10:49:04.414
2		3:22.061 P	1:55.241	36.258	50.562		10:53:07.761	2		2:04.220	40.410	37.955	45.855	167.4	10:51:08.634
3		3:07.905	1:50.467	34.921	42.517		10:56:15.666	3		2:13.028 P	39.688		2:58.883	223.1	10:53:21.662
4		2:02.403 P	35.615	35.383	51.105	254.7	10:58:17.769	4		4:15.722	3:00.022		7:14.605		10:57:37.384
5		3:17.509	1:54.540	37.268	45.701		11:01:35.278	5		4:54.329	35.780	34.214	41.335	255.3	10:59:28.713
6		1:59.701	36.872	36.828	46.001	248.2	11:03:34.979	6		4:40.837	34.491	33.931	41.415	258.3	11:01:18.550
7		2:12.709 P	38.458	38.992	55.259	248.2	11:05:47.688	7		1:56.162 P	34.635	34.137	47.390	257.7	11:03:14.712
8		3:23.044 P	1:52.617	39.226	51.201		11:09:10.732	8		10:15.921	8:47.105	40.670	48.146		11:13:30.633
9		3:40.013 P	1:55.953	45.826	58.234		11:12:50.745	9		2:06.934	39.710		2:55.080	250.5	11:15:37.567
10		11:46.386	10:22.142	38.938	45.306		11:24:37.131	10		2:05.192	38.808	39.218	47.166	252.3	11:17:42.759
11		2:01.217	37.948	37.891	45.378	251.7	11:26:38.348	11		2:05.379	38.548		2:52.545	252.3	11:19:48.138
12		2:00.997	37.607	37.621	45.769	251.1	11:28:39.345	12		2:11.358 P	38.501		5:03.903	252.3	11:21:59.496
13		2:09.647 P	38.153	37.853	53.641	249.4	11:30:48.992	13		3:38.822	2:07.855		8:42.725		11:25:38.318
14		3:29.858 P	1:53.337	39.577	56.944		11:34:18.850	14		2:03.302	38.442	38.425	46.435	250.5	11:27:41.620

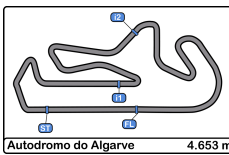
**55** Laurent De Meeus Ferrari 488 GT3 MY 2020

PROAM Jamie Stanley AF Corse

Lap	D	Time	Sector 1	Sector 2	Sector 3	T. Spd	Elapsed	Lap	D	Time	Sector 1	Sector 2	Sector 3	T. Spd	Elapsed
1		11:20:17.021	11:18:53.751	37.558	45.712		11:20:17.021	15		2:08.406 P	38.214	38.131	52.061	252.9	11:29:50.026
2		1:58.354	37.327	36.228	44.799	257.7	11:22:15.375	16		3:15.943	1:49.156	39.390	47.397		11:33:05.969
3		2:01.748	36.954	37.223	47.571	258.3	11:24:17.123	17		2:06.889	39.131	39.046	48.712	246.5	11:35:12.858
4		1:58.949	36.836	36.825	45.288	257.7	11:26:16.072	18		2:21.461 P	40.699	41.002	59.760	219.5	11:37:34.319
5		2:07.499 P	37.359	38.062	52.078	258.3	11:28:23.571								
6		6:18.505	4:41.178	40.906	56.421		11:34:42.076								
7		2:17.295 P	39.672	40.241	57.382	241.6	11:36:59.371								
8		3:59.798	2:28.856	40.030	50.912		11:40:59.169								
9		2:08.006	38.826	39.594	49.586	243.7	11:43:07.175								
10		2:06.488	38.556	39.233	48.699	246.5	11:45:13.663								
11		2:05.266	38.243	39.079	47.944	247.1	11:47:18.929								
12		2:25.655 P	39.761	40.283	1:05.611	205.7	11:49:44.584								







**Autodromo Int. do Algarve**  
**International GT Open**  
**Free Practice - 1**  
**Lap Analysis**



66

Stewart Proctor

McLaren 720S GT3

75

Filip Salaquarda

Audi R8 LMS GT3 Evo II

PROAM

Lewis Proctor

Greystone GT

PROAM

Libor Milota

ISR Racing

Lap	D	Time	Sector 1	Sector 2	Sector 3	T. Spd	Elapsed
1		10:48:00.108	10:46:41.300	35.332	43.476		10:48:00.108
2		<del>1:56.832</del>	36.202	35.336	45.294	252.9	10:49:56.940
3		<del>1:54.247</del>	35.682	35.169	43.366	255.9	10:51:51.157
4		<del>1:52.339</del>	34.834	35.128	42.377	257.1	10:53:43.496
5		<b>1:51.570</b>	<b>34.575</b>	<b>34.502</b>	42.493	257.7	10:55:35.066
6		<del>1:51.834</del>	34.988	34.507	<b>42.336</b>	257.7	10:57:26.897
7		1:59.916 P	34.748	34.866	50.302	258.3	10:59:26.813
8		9:18.902	7:51.896	39.663	47.343		11:08:45.715
9		<del>2:05.575</del>	39.969	38.385	47.221	251.7	11:10:51.290
10		2:09.613	40.004	40.633	48.976	252.3	11:13:00.903
11		2:17.672 P	40.145	39.693	57.834	240.5	11:15:18.575
12		3:03.382	1:35.116	39.973	48.293		11:18:21.957
13		2:06.942	39.254	39.678	48.010	251.7	11:20:28.899
14		2:07.334	39.301	40.284	47.749	253.5	11:22:36.233
15		2:08.248	40.419	40.004	47.825	252.3	11:24:44.481
16		2:07.302	39.240	39.819	48.243	252.9	11:26:51.783
17		2:06.986	39.152	39.458	48.376	251.7	11:28:58.769
18		2:11.348	42.691	40.395	48.262	237.8	11:31:10.117
19		2:15.372	43.775	42.168	49.429	250.5	11:33:25.489
20		2:28.910 P	40.633	43.591	1:04.686	239.4	11:35:54.399

69

Michael Blanchemain

Mercedes AMG GT3 EVO

PROAM

Jim Pla

Scuderia Villorba Corse

Lap	D	Time	Sector 1	Sector 2	Sector 3	T. Spd	Elapsed
1		10:48:28.267	10:47:06.844	37.964	43.459		10:48:28.267
2		1:58.977	35.981	38.505	44.491	242.6	10:50:27.244
3		1:52.643	35.823	35.159	41.661	233.2	10:52:19.887
4		1:49.253	34.586	34.104	40.563	255.9	10:54:09.140
5		<b>1:44.422</b>	32.834	32.212	<b>39.376</b>	258.3	10:55:53.562
6		<del>1:44.413</del>	32.784	<b>32.023</b>	39.606	258.3	10:57:37.975
7		<del>1:46.249</del>	34.120	32.294	39.805	259.6	10:59:24.194
8		<del>1:44.063</del>	<b>32.649</b>	32.036	39.378	258.3	11:01:08.257
9		<del>1:53.885</del> P	32.802	32.542	48.541	260.2	11:03:02.142
10		3:23.564	2:06.923	35.408	41.233		11:06:25.706
11		2:15.680 P	37.665	42.366	55.649	255.9	11:08:41.386
12		3:32.836	2:02.813	39.893	50.130		11:12:14.222
13		2:07.467	40.394	39.803	47.270	235.8	11:14:21.689
14		2:04.600	38.973	38.744	46.883	249.4	11:16:26.289
15		2:05.186	39.401	38.587	47.198	250.5	11:18:31.475
16		2:04.988	39.067	38.454	47.467	250.0	11:20:36.463
17		2:05.121	38.894	39.055	47.172	250.0	11:22:41.584
18		2:06.991	38.734	39.917	48.340	250.5	11:24:48.575
19		2:05.785	39.991	38.788	47.006	243.7	11:26:54.360
20		2:04.654	38.864	38.586	47.204	250.0	11:28:59.014
21		2:08.169	40.633	39.478	48.058	237.3	11:31:07.183
22		2:18.113 P	41.150	40.046	56.917	244.3	11:33:25.296
23		3:39.205	2:09.113	40.215	49.877		11:37:04.501
24		2:05.032	38.883	37.771	48.378	229.7	11:39:09.533
25		2:08.296	38.723	40.643	48.930	242.1	11:41:17.829
26		2:07.018	41.636	38.005	47.377	242.1	11:43:24.847
27		2:02.307	38.212	37.254	46.841	242.6	11:45:27.154
28		2:11.638 P	38.213	37.290	56.135	245.4	11:47:38.792

Lap	D	Time	Sector 1	Sector 2	Sector 3	T. Spd	Elapsed
1		11:00:16.430 P	10:58:50.403	36.693	49.334		11:00:16.430
2		2:57.517	1:40.338		3:46.851		11:03:13.947
3		<del>1:45.238</del>	33.103	<b>32.778</b>	<b>39.357</b>	263.4	11:04:59.185
4		<del>1:58.373</del> P	<b>33.061</b>	32.887	52.425	263.4	11:06:57.558
5		16:08.254 P	14:32.252	42.519	53.483		11:23:05.812
6		5:44.450	4:21.571	37.385	45.494		11:28:50.262
7		2:00.871	37.523	37.315	46.033	254.1	11:30:51.133
8		<b>1:59.609</b>	37.494	37.015	45.100	253.5	11:32:50.742
9		2:11.797 P	38.068	38.136	55.593	251.1	11:35:02.539
10		4:09.919	2:36.919	40.320	52.680		11:39:12.458
11		2:07.913	39.757	38.788	49.368	230.2	11:41:20.371
12		2:07.759	39.804	39.397	48.558	242.1	11:43:28.130
13		2:04.227	38.511	38.030	47.686	247.1	11:45:32.357
14		2:03.899	37.994	38.155	47.750	246.5	11:47:36.256
15		2:19.138 P	40.771	39.765	58.602	245.4	11:49:55.394

77

Al Faisal Al Zubair

Mercedes AMG GT3 EVO

PRO

Mikaël Grenier

AlManar Racing by GetSpeed

Lap	D	Time	Sector 1	Sector 2	Sector 3	T. Spd	Elapsed
1		10:52:55.212	10:51:35.476	36.117	43.619		10:52:55.212
2		<b>1:49.639</b>	<b>34.180</b>	<b>33.883</b>	<b>41.576</b>	257.7	10:54:44.851
3		1:57.559 P	34.486	34.637	48.436	257.7	10:56:42.410
4		3:15.082 P	1:51.327	35.478	48.277		10:59:57.492
5		3:13.540 P	1:49.088	35.040	49.412		11:03:11.032
6		22:58.042 P	21:23.192	39.906	54.944		11:26:09.074
7		3:26.237 P	1:54.856	38.478	52.903		11:29:35.311
8		3:28.762 P	1:57.411	38.744	52.607		11:33:04.073
9		3:34.055 P	1:58.950	38.974	56.131		11:36:38.128
10		4:23.007	2:55.270	38.983	48.754		11:41:01.135
11		2:06.406	39.860	38.331	48.215	228.8	11:43:07.541
12		2:09.666	39.249	39.032	51.385	227.3	11:45:17.207
13		2:04.180	38.451	38.455	47.274	243.2	11:47:21.387
14		2:25.623 P	40.114	39.656	1:05.853	214.2	11:49:47.010

96

Lukas Dunner

Mercedes AMG GT3 EVO

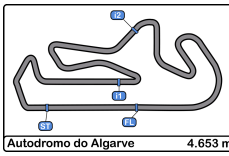
PRO

Charles Bateman

Team Motopark

Lap	D	Time	Sector 1	Sector 2	Sector 3	T. Spd	Elapsed
1		11:37:14.082	11:35:30.118	49.164	54.800		11:37:14.082
2		2:26.452	45.823	46.973	53.656	184.9	11:39:40.534
3		2:21.604	44.251	44.103	53.250	187.5	11:42:02.138
4		<b>2:13.803</b>	<b>42.233</b>	<b>40.494</b>	<b>51.076</b>	203.7	11:44:15.941
5		2:14.484	42.310	40.755	51.419	195.2	11:46:30.425
6		2:34.031 P	45.490	45.221	1:03.320	183.0	11:49:04.456





**Autodromo Int. do Algarve**  
**International GT Open**  
**Free Practice - 1**  
**Lap Analysis**



108

Ameerh Naran

Mercedes AMG GT3 EVO

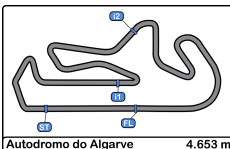
PROAM

Tom Jackson

Vimana by GetSpeed

Lap	D	Time	Sector 1	Sector 2	Sector 3	T. Spd	Elapsed
1		10:53:15.903	10:51:59.052	35.705	41.146		10:53:15.903
2		<b>1:45.208</b>	33.455	<b>32.424</b>	<b>39.329</b>	256.5	10:55:01.111
3		1:49.183 P	<b>32.878</b>	32.436	43.869	258.3	10:56:50.294
4		5:20.148	4:00.390	36.268	43.490		11:02:10.442
5		1:54.045	34.995	35.627	43.423	254.1	11:04:04.487
6		<del>1:54.708</del>	35.301	36.530	42.877	251.7	11:05:59.195
7		2:01.835	35.978	38.611	47.246	254.7	11:08:01.030
8		2:18.201	39.749	42.562	55.890	252.3	11:10:19.231
9		2:42.752 P	42.303	47.397	1:13.052	249.4	11:13:01.983
10		5:02.219	3:29.506	42.871	49.842		11:18:04.202
11		2:12.934	40.840	42.516	49.578	248.2	11:20:17.136
12		2:17.496	43.355	42.379	51.762	190.1	11:22:34.632
13		2:15.252	41.246	42.581	51.425	248.2	11:24:49.884
14		2:09.929	40.887	40.567	48.475	249.4	11:26:59.813
15		2:08.082	39.593	39.886	48.603	250.5	11:29:07.895
16		2:07.347	38.939	39.598	48.810	248.8	11:31:15.242
17		2:11.202	39.867	42.064	49.271	249.4	11:33:26.444
18		2:11.479	39.996	41.699	49.784	242.1	11:35:37.923
19		2:19.197	39.887	41.747	57.563	240.5	11:37:57.120
20		2:20.947	45.259	42.520	53.168	207.6	11:40:18.067
21		2:16.178	41.068	42.990	52.120	240.0	11:42:34.245
22		2:14.432	40.932	42.370	51.130	241.6	11:44:48.677
23		2:12.019	39.970	40.920	51.129	243.2	11:47:00.696
24		2:40.759 P	44.715	45.145	1:10.899	175.0	11:49:41.455





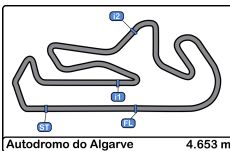
**Autodromo Int. do Algarve**  
**International GT Open**  
**Free Practice - 1**  
**Best Sectors Results**



Autodromo do Algarve 4.653 m.

Sector - 1			Sector - 2			Sector - 3			Ideal Lap vs Best Lap		
Clas	Nº Driver	Time	Nº Driver	Time	Nº Driver	Time	Clas	Nº Driver	Ideal Lap	Best Lap	Clas
1	69 Blanchemain - Pla	32.649	69 Blanchemain - Pla	32.023	108 Naran - Jackson	39.329	1	69 Blanchemain - Pla	1:44.048	1:44.422	1
2	108 Naran - Jackson	32.878	108 Naran - Jackson	32.424	75 Salaquarda - Milota	39.357	2	108 Naran - Jackson	1:44.631	1:45.208	2
3	75 Salaquarda - Milota	33.061	75 Salaquarda - Milota	32.778	69 Blanchemain - Pla	39.376	3	75 Salaquarda - Milota	1:45.196	1:59.609	15
4	15 Bergström - Menzel	34.115	15 Bergström - Menzel	33.590	63 Ineichen - Pulcini	41.335	4	15 Bergström - Menzel	1:49.242	1:49.823	4
5	77 Al Zubair - Grenier	34.180	77 Al Zubair - Grenier	33.883	15 Bergström - Menzel	41.537	5	77 Al Zubair - Grenier	1:49.639	1:49.639	3
6	63 Ineichen - Pulcini	34.491	63 Ineichen - Pulcini	33.931	77 Al Zubair - Grenier	41.576	6	63 Ineichen - Pulcini	1:49.757	1:56.162	11
7	66 Proctor - Proctor	34.575	10 Deledda - Pepper	34.132	61 Saada - Grunewald	41.674	7	61 Saada - Grunewald	1:50.584	2:01.117	17
8	61 Saada - Grunewald	34.715	7 Mardini - van der Helm	34.135	7 Mardini - van der Helm	42.015	8	1 Reicher - Haase	1:50.990	1:51.671	6
9	1 Reicher - Haase	34.746	61 Saada - Grunewald	34.195	1 Reicher - Haase	42.020	9	7 Mardini - van der Helm	1:51.357	1:52.114	7
10	10 Deledda - Pepper	34.756	1 Reicher - Haase	34.224	24 Borodin - Webb	42.293	10	66 Proctor - Proctor	1:51.413	1:51.570	5
11	8 Giuseppe Cipriani	34.950	27 Pulcini - Cheever III	34.243	66 Proctor - Proctor	42.336	11	24 Borodin - Webb	1:52.385	2:02.308	20
12	7 Mardini - van der Helm	35.207	19 Moretti - Petrov	34.500	19 Moretti - Petrov	42.514	12	54 Müller - Mettler	1:53.053	1:59.701	16
13	24 Borodin - Webb	35.308	66 Proctor - Proctor	34.502	54 Müller - Mettler	42.517	13	19 Moretti - Petrov	1:53.139	1:55.557	10
14	20 Baumann - Pitamber	35.607	24 Borodin - Webb	34.784	12 Hash - Fontana	42.939	14	20 Baumann - Pitamber	1:53.899	1:55.156	9
15	54 Müller - Mettler	35.615	54 Müller - Mettler	34.921	20 Baumann - Pitamber	43.305	15	10 Deledda - Pepper	1:54.593	1:56.188	12
16	19 Moretti - Petrov	36.125	20 Baumann - Pitamber	34.987	9 Bartone - Schiller	44.359	16	12 Hash - Fontana	1:54.677	2:01.984	19
17	9 Bartone - Schiller	36.631	12 Hash - Fontana	35.017	55 De Meeus - Stanley	44.799	17	9 Bartone - Schiller	1:57.496	1:57.761	13
18	12 Hash - Fontana	36.721	55 De Meeus - Stanley	36.228	16 Hahn - Khodair	45.679	18	55 De Meeus - Stanley	1:57.863	1:58.354	14
19	55 De Meeus - Stanley	36.836	9 Bartone - Schiller	36.506	10 Deledda - Pepper	45.705	19	16 Hahn - Khodair	2:01.131	2:01.401	18
20	16 Hahn - Khodair	37.675	51 Marinangeli - Abril	37.489	25 Cozzi - Sernagiotto	45.866	20	25 Cozzi - Sernagiotto	2:02.137	2:02.850	21
21	25 Cozzi - Sernagiotto	38.251	16 Hahn - Khodair	37.777	23 Haugen - Ruberti	47.423	21	51 Marinangeli - Abril	2:03.398	2:04.992	22
22	51 Marinangeli - Abril	38.347	25 Cozzi - Sernagiotto	38.020	51 Marinangeli - Abril	47.562	22	23 Haugen - Ruberti	2:05.941	2:14.766	25
23	23 Haugen - Ruberti	39.172	23 Haugen - Ruberti	39.346	27 Pulcini - Cheever III	47.564	23	11 Kirchmayr - Ludwig	2:11.885	2:13.547	23
24	96 Dunner - Bateman	42.233	11 Kirchmayr - Ludwig	40.110	11 Kirchmayr - Ludwig	49.466	24	96 Dunner - Bateman	2:13.803	2:13.803	24
25	11 Kirchmayr - Ludwig	42.309	96 Dunner - Bateman	40.494	96 Dunner - Bateman	51.076	25	27 Pulcini - Cheever III	3:08.119	3:38.926	26
26	27 Pulcini - Cheever III	1:46.312	8 Giuseppe Cipriani	Transpond	8 Giuseppe Cipriani	Transpond	26	8 Giuseppe Cipriani	Transpond	1:53.173	8





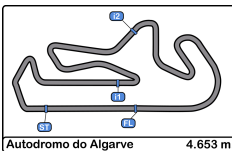
**Autodromo Int. do Algarve**  
**International GT Open**  
**Free Practice - 1**  
**Best 5 Lap Times**



Autodromo do Algarve 4.653 m.

Cl	Nº	Entrant/Team	Nat	Driver 1	Nat	Driver 2	Nat	Vehicle	Cat	Cl	Best 1		Best 2		Best 3		Best 4		Best 5	
											Time	Lap	Time	Lap	Time	Lap	Time	Lap	Time	Lap
1	69	Scuderia Villorba Corse	ITA	Michael Blanchemain	FRA	Jim Pla	FRA	Mercedes AMG GT3 EVO	PROAM	1	1:44.422	5	1:49.253	4	1:52.643	3	1:58.977	2	2:02.307	27
2	108	Vimana by GetSpeed	DEU	Ameerh Naran	ZWE	Tom Jackson	GBR	Mercedes AMG GT3 EVO	PROAM	2	1:45.208	2	1:49.183	3	1:54.045	5	2:01.835	7	2:07.347	16
3	77	AlManar Racing by GetSpeed	OMN	Al Faisal Al Zubair	OMN	Mikaël Grenier	CND	Mercedes AMG GT3 EVO	PRO	1	1:49.639	2	1:57.559	3	2:04.180	13	2:06.406	11	2:09.666	12
4	15	Car Collection Motorsport	DEU	Gustav Bergström	SWE	Nico Menzel	DEU	Porsche 911 GT3 R (992)	PRO	2	1:49.823	3	1:51.162	8	1:52.052	7	1:56.207	4	2:04.425	18
5	66	Greystone GT	GBR	Stewart Proctor	GBR	Lewis Proctor	GBR	McLaren 720S GT3	PROAM	3	1:51.570	5	1:59.916	7	2:06.942	13	2:06.986	17	2:07.302	16
6	1	Eastalent Racing	AUT	Simon Reicher	AUT	Christopher Haase	DEU	Audi R8 LMS GT3 Evo II	PRO	3	1:51.671	4	1:51.897	5	1:55.667	3	1:56.371	2	1:58.362	6
7	7	Car Collection Motorsport	DEU	Bashar Mardini	CAN	Tijmen van der Helm	AUT	Porsche 911 GT3 R (992)	PROAM	4	1:52.114	2	2:02.713	3	2:05.028	6	2:12.009	11	2:32.908	12
8	8	Il Barone Rampante	ITA	Giuseppe Cipriani	ITA			Lamborghini Huracan GT3 EVO	AM	1	1:53.173	3	2:01.375	6						
9	20	SPS Automotive Performance	DEU	Dominik Baumann	AUT	Mikaeel Pitamber	ZAF	Mercedes AMG GT3 EVO	PRO	4	1:55.156	2	2:06.003	4	3:17.731	7	3:21.932	5	3:24.504	9
10	19	Oregon Team	ITA	Marzio Moretti	ITA	Artem Petrov	ISR	Lamborghini Huracan GT3 EVO2	PRO	5	1:55.557	2	2:02.410	11	2:02.506	10	2:05.175	12	2:07.840	13
11	63	Oregon Team	ITA	Rolf Ineichen	CHE	Leonardo Pulcini	ITA	Lamborghini Huracan GT3 EVO2	PRO	6	1:56.162	7	2:03.302	14	2:04.220	2	2:05.192	10	2:05.379	11
12	10	Oregon Team	ITA	Alessio Deledda	ITA	Jordan Pepper	ZAF	Lamborghini Huracan GT3 EVO2	PRO	7	1:56.188	2	1:58.026	3	2:01.073	10	2:01.291	11	2:01.596	12
13	9	GetSpeed	DEU	Anthony Bartone	USA	Fabian Schiller	DEU	Mercedes AMG GT3 EVO	PRO	8	1:57.761	2	1:58.575	3	2:03.985	4	3:28.384	6	3:34.092	5
14	55	AF Corse	ITA	Laurent De Meeus	BEL	Jamie Stanley	GBR	Ferrari 488 GT3 MY 2020	PROAM	5	1:58.354	2	1:58.949	4	2:01.748	3	2:05.266	11	2:06.488	10
15	75	ISR Racing	CZE	Filip Salaquarda	CZE	Libor Milota	CZE	Audi R8 LMS GT3 Evo II	PROAM	6	1:59.609	8	2:00.871	7	2:03.899	14	2:04.227	13	2:07.759	12
16	54	CBRX by SPS	DEU	Dexter Müller	CHE	Yannick Mettler	CHE	Mercedes AMG GT3 EVO	PROAM	7	1:59.701	6	2:00.997	12	2:01.217	11	2:09.647	13	3:07.905	3
17	61	AF Corse	ITA	Jean-Claude Saada	USA	Conrad Grunewald	USA	Ferrari 296 GT3	PROAM	8	2:01.117	11	2:01.642	10	2:02.176	9	2:06.247	14	2:07.461	3
18	16	AF Corse	ITA	Marcelo Hahn	BRA	Allam Khodair	BRA	Ferrari 296 GT3	PROAM	9	2:01.401	3	2:01.580	4	2:01.851	2	2:02.434	9	2:02.948	8
19	12	Car Collection Motorsport	DEU	Hash	USA	Alex Fontana	CHE	Porsche 911 GT3 R (992)	PROAM	10	2:01.984	16	2:03.011	15	2:03.670	14	2:04.406	13	2:05.708	12
20	24	Greystone GT	GBR	Andrey Borodin	NOR	Oliver Webb	GBR	McLaren 720s GT3 Evo	PROAM	11	2:02.308	13	2:06.328	4	2:07.713	9	2:07.871	8	2:08.224	14
21	25	AF Corse	ITA	Alessandro Cozzi	ITA	Giorgio Sernagiotto	ITA	Ferrari 296 GT3	PROAM	12	2:02.850	4	2:02.860	6	2:03.049	5	2:03.227	2	2:03.300	7
22	51	Spirit of Race	CHE	Nicola Marinangeli	ITA	Vicent Abril	FRA	Ferrari 296 GT3	PRO	9	2:04.992	7	2:06.038	6	2:11.977	8	3:25.053	5	3:38.904	4
23	11	racing one	DEU	Ernst Kirchmayr	AUT	Luca Ludwig	DEU	Ferrari 296 GT3	PROAM	13	2:13.547	2	2:21.058	3						
24	96	Team Motopark	DEU	Lukas Dunner	AUT	Charles Bateman	GBR	Mercedes AMG GT3 EVO	PRO	10	2:13.803	4	2:14.484	5	2:21.604	3	2:26.452	2	2:34.031	6
25	23	Pellin Racing	ITA	Thor Haugen	USA	Paolo Ruberti	ITA	Ferrari 488 GT3 2020	PROAM	14	2:14.766	2								
26	27	Spirit of Race	CHE	Marco Pulcini	ITA	Eddie Cheever III	ITA	Ferrari 296 GT3	PROAM	15	3:38.926	2	3:55.316	4						



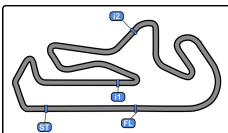


**Autodromo Int. do Algarve**  
**International GT Open**  
**Free Practice - 1**  
**Best 5 Top Speeds**



Cl	N°	Entrant/Team	Nat	Driver 1	Nat	Driver 2	Nat	Vehicle	Cat	Cl	Top 1		Top 2		Top 3		Top 4		Top 5		Avg
											Km/h	Lap	Km/h	Lap	Km/h	Lap	Km/h	Lap	Km/h	Lap	
1	75	ISR Racing	CZE	Filip Salaquarda	CZE	Libor Milota	CZE	Audi R8 LMS GT3 Evo II	PROAM	1	263.4	3	263.4	4	254.1	7	253.5	8	251.1	9	257.1
2	1	Eastalent Racing	AUT	Simon Reicher	AUT	Christopher Haase	AUT	Audi R8 LMS GT3 Evo II	PRO	1	260.2	4	259.6	5	258.3	6	255.3	8	254.1	16	257.5
3	69	Scuderia Villorba Corse	ITA	Michael Blanchemain	FRA	Jim Pla	FRA	Mercedes AMG GT3 EVO	PROAM	2	260.2	9	259.6	7	258.3	5	258.3	6	258.3	8	258.9
4	15	Car Collection Motorsport	DEU	Gustav Bergström	SWE	Nico Menzel	SWE	Porsche 911 GT3 R (992)	PRO	2	258.3	4	258.3	9	257.1	7	256.5	3	255.3	6	257.1
5	55	AF Corse	ITA	Laurent De Meeus	BEL	Jamie Stanley	GBR	Ferrari 488 GT3 MY 2020	PROAM	3	258.3	3	258.3	5	257.7	2	257.7	4	247.1	11	255.8
6	63	Oregon Team	ITA	Rolf Ineichen	CHE	Leonardo Pulcini	ITA	Lamborghini Huracan GT3 EVO2	PRO	3	258.3	6	257.7	7	255.3	5	252.9	15	252.3	10	255.3
7	66	Greystone GT	GBR	Stewart Proctor	GBR	Lewis Proctor	GBR	McLaren 720S GT3	PROAM	4	258.3	7	257.7	5	257.7	6	257.1	4	255.9	3	257.3
8	108	Vimana by GetSpeed	DEU	Ameerh Naran	ZWE	Tom Jackson	GBR	Mercedes AMG GT3 EVO	PROAM	5	258.3	3	256.5	2	254.7	7	254.1	5	252.3	8	255.2
9	77	AlManar Racing by GetSpeed	QAT	Al Faisal Al Zubair	QAT	Mikaël Grenier	QAT	Mercedes AMG GT3 EVO	PRO	4	257.7	2	257.7	3	243.2	13	228.8	11	227.3	12	242.9
10	61	AF Corse	ITA	Jean-Claude Saada	USA	Conrad Grunewald	USA	Ferrari 296 GT3	PROAM	6	256.5	7	255.9	2	255.3	6	254.7	11	254.1	3	255.3
11	10	Oregon Team	ITA	Alessio Deledda	ITA	Jordan Pepper	ZAF	Lamborghini Huracan GT3 EVO2	PRO	5	255.9	3	252.9	11	251.7	10	251.7	12	251.1	2	252.7
12	20	SPS Automotive Performance	DEU	Dominik Baumann	AUT	Mikaeel Pitamber	ZAF	Mercedes AMG GT3 EVO	PRO	6	255.9	4	254.1	8	229.2	2	218.1	3			239.3
13	7	Car Collection Motorsport	DEU	Bashar Mardini	CAN	Tijmen van der Helm	NLD	Porsche 911 GT3 R (992)	PROAM	7	255.3	2	252.3	6	251.7	3	248.8	5	231.2	12	247.9
14	9	GetSpeed	DEU	Anthony Bartone	USA	Fabian Schiller	DEU	Mercedes AMG GT3 EVO	PRO	7	255.3	3	253.5	4	252.9	2					253.9
15	24	Greystone GT	GBR	Andrey Borodin	USA	Oliver Webb	USA	McLaren 720s GT3 Evo	PROAM	8	255.3	2	254.1	14	252.9	13	251.7	9	247.1	4	252.2
16	12	Car Collection Motorsport	DEU	Hash	USA	Alex Fontana	CHE	Porsche 911 GT3 R (992)	PROAM	9	254.7	7	247.7	17	247.1	16	245.4	15	244.3	13	247.8
17	16	AF Corse	ITA	Marcelo Hahn	BRA	Allam Khodair	BRA	Ferrari 296 GT3	PROAM	10	254.7	3	254.1	4	251.7	2	251.1	5	247.7	9	251.8
18	25	AF Corse	ITA	Alessandro Cozzi	ITA	Giorgio Sernagiotto	ITA	Ferrari 296 GT3	PROAM	11	254.7	5	254.1	6	254.1	7	252.9	3	252.9	4	253.7
19	54	CBRX by SPS	DEU	Dexter Müller	CHE	Yannick Mettler	CHE	Mercedes AMG GT3 EVO	PROAM	12	254.7	4	251.7	11	251.1	12	249.4	13	248.2	6	251.0
20	8	Il Barone Rampante	ITA	Giuseppe Cipriani	ITA		ITA	Lamborghini Huracan GT3 EVO	AM	1	254.1	4	254.1	5	254.1	6	252.9	3	248.2	2	252.7
21	19	Oregon Team	ITA	Marzio Moretti	ITA	Artem Petrov	ISR	Lamborghini Huracan GT3 EVO2	PRO	8	252.3	3	251.1	11	250.5	10	244.8	2	243.7	12	248.5
22	51	Spirit of Race	CHE	Nicola Marinangeli	ITA	Vicent Abril	FRA	Ferrari 296 GT3	PRO	9	247.1	8	246.5	7	245.4	6					246.3
23	23	Pellin Racing	ITA	Thor Haugen	USA	Paolo Ruberti	ITA	Ferrari 488 GT3 2020	PROAM	13	228.3	2									228.3
24	96	Team Motopark	DEU	Lukas Dunner	AUT	Charles Bateman	GBR	Mercedes AMG GT3 EVO	PRO	10	203.7	4	195.2	5	187.5	3	184.9	2	183.0	6	190.9
25	11	racing one	DEU	Ernst Kirchmayr	AUT	Luca Ludwig	DEU	Ferrari 296 GT3	PROAM	14	188.1	2	160.7	3							174.4





Autodromo Int. do Algarve

International GT Open

Free Practice - 1

Fastest Laps Sequence

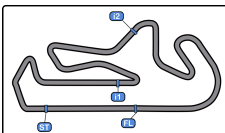
Autodromo do Algarve 4.653 m.



Lap	Time of Day	Session Time	Nº Entrant/Team	Nat	Driver 1	Nat	Driver 2	Nat	Vehicle	Cat	Time	Km/h
2	10:49:59.978	3:59.978	7 Car Collection Motorsport	DEU	Bashar Mardini	CAN	Tijmen van der Helm	NLD	Porsche 911 GT3 R (992)	PROAM	1:52.114	149.4
3	10:53:05.400	7:05.400	15 Car Collection Motorsport	DEU	Gustav Bergström	SWE	Nico Menzel	DEU	Porsche 911 GT3 R (992)	PRO	1:49.823	152.5
4	10:54:09.140	8:09.140	69 Scuderia Villorba Corse	ITA	Michael Blanchemain	FRA	Jim Pla	FRA	Mercedes AMG GT3 EVO	PROAM	1:49.253	153.3
2	10:55:01.111	9:01.111	108 Vimana by GetSpeed	DEU	Ameerh Naran	ZWE	Tom Jackson	GBR	Mercedes AMG GT3 EVO	PROAM	1:45.208	159.2
5	10:55:53.562	9:53.562	69 Scuderia Villorba Corse	ITA	Michael Blanchemain	FRA	Jim Pla	FRA	Mercedes AMG GT3 EVO	PROAM	1:44.422	160.4







Autodromo Int. do Algarve

International GT Open

Free Practice - 1

Event Best Maximum Speed

Autodromo do Algarve 4.653 m.

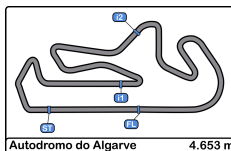


Nº	Entrant/Team	Nat	Driver 1	Nat	Driver 2	Nat	Vehicle	Cat	Km/h	Session
55	AF Corse	ITA	Laurent De Meeus	BEL	Jamie Stanley	GBR	Ferrari 488 GT3 MY 2020	PROAM	264.0	Private test - 1
75	ISR Racing	CZE	Filip Salaquarda	CZE	Libor Milota	CZE	Audi R8 LMS GT3 Evo II	PROAM	263.4	Free Practice - 1
17	Team Motopark	DEU	Diego Menchaca	MEX	Marcos Siebert	ARG	Mercedes AMG GT3 EVO	PRO	262.7	Private test - 1
777	Olimp Racing	POL	Marcin Jedlinski	POL	Karol Basz	POL	Audi R8 LMS GT3 Evo II	PROAM	262.7	Private test - 2
1	Eastalent Racing	AUT	Simon Reicher	AUT	Christopher Haase	DEU	Audi R8 LMS GT3 Evo II	PRO	262.1	Private test - 1
16	AF Corse	ITA	Marcelo Hahn	BRA	Allam Khodair	BRA	Ferrari 296 GT3	PROAM	262.1	Private test - 2
11	racing one	DEU	Ernst Kirchmayr	AUT	Luca Ludwig	DEU	Ferrari 296 GT3	PROAM	262.1	Private test - 2
77	AlManar Racing by GetSpeed	OMN	Al Faisal Al Zubair	OMN	Mikaël Grenier	CHN	Mercedes AMG GT3 EVO	PRO	262.1	Private test - 2
88	Spirit of Race	CHE	Gino Forgione	CHE	Michele Rugolo	ITA	Ferrari 296 GT3	PROAM	261.5	Private test - 1
61	AF Corse	ITA	Jean-Claude Saada	USA	Conrad Grunewald	USA	Ferrari 296 GT3	PROAM	261.5	Private test - 1
66	Greystone GT	GBR	Stewart Proctor	GBR	Lewis Proctor	GBR	McLaren 720S GT3	PROAM	260.2	Private test - 1
9	GetSpeed	DEU	Anthony Bartone	USA	Fabian Schiller	DEU	Mercedes AMG GT3 EVO	PRO	260.2	Private test - 1
12	Car Collection Motorsport	DEU	Hash	USA	Alex Fontana	CHE	Porsche 911 GT3 R (992)	PROAM	260.2	Private test - 1
25	AF Corse	ITA	Alessandro Cozzi	ITA	Giorgio Sernagiotto	ITA	Ferrari 296 GT3	PROAM	260.2	Private test - 2
5	Olimp Racing	POL	Stanislaw Jedlinski	POL	Krystian Korzeniowski	POL	Ferrari 296 GT3	AM	260.2	Private test - 2
69	Scuderia Villorba Corse	ITA	Michael Blanchemain	FRA	Jim Pla	FRA	Mercedes AMG GT3 EVO	PROAM	260.2	Free Practice - 1
27	Spirit of Race	CHE	Marco Pulcini	ITA	Eddie Cheever III	ITA	Ferrari 296 GT3	PROAM	259.6	Private test - 1
24	Greystone GT	GBR	Andrey Borodin	IND	Oliver Webb	GBR	McLaren 720s GT3 Evo	PROAM	259.6	Private test - 1
51	Spirit of Race	CHE	Nicola Marinangeli	ITA	Vicent Abril	FRA	Ferrari 296 GT3	PRO	259.6	Private test - 1
10	Oregon Team	ITA	Alessio Deledda	ITA	Jordan Pepper	ZAF	Lamborghini Huracan GT3 EVO2	PRO	258.9	Private test - 1
20	SPS Automotive Performance	DEU	Dominik Baumann	AUT	Mikael Pitamber	ZAF	Mercedes AMG GT3 EVO	PRO	258.9	Private test - 1
96	Team Motopark	DEU	Lukas Dunner	AUT	Charles Bateman	GBR	Mercedes AMG GT3 EVO	PRO	258.9	Private test - 1
65	Team Motopark	DEU	Heiko Neumann	DEU	Timo Rumpfkeil	DEU	Mercedes AMG GT3 EVO	AM	258.3	Private test - 1
15	Car Collection Motorsport	DEU	Gustav Bergström	SWE	Nico Menzel	DEU	Porsche 911 GT3 R (992)	PRO	258.3	Free Practice - 1
108	Vimana by GetSpeed	DEU	Ameerh Naran	ZWE	Tom Jackson	GBR	Mercedes AMG GT3 EVO	PROAM	258.3	Free Practice - 1
63	Oregon Team	ITA	Rolf Ineichen	CHE	Leonardo Pulcini	ITA	Lamborghini Huracan GT3 EVO2	PRO	258.3	Free Practice - 1
23	Pellin Racing	ITA	Thor Haugen	USA	Paolo Ruberti	ITA	Ferrari 488 GT3 2020	PROAM	257.7	Private test - 1
54	CBRX by SPS	DEU	Dexter Müller	CHE	Yannick Mettler	CHE	Mercedes AMG GT3 EVO	PROAM	257.7	Private test - 1
7	Car Collection Motorsport	DEU	Bashar Mardini	CAN	Tijmen van der Helm	NLD	Porsche 911 GT3 R (992)	PROAM	257.7	Private test - 2
95	Team Motopark	DEU	Morten Strömsted	DNK	Thomas Ikin	GBR	Mercedes AMG GT3 EVO	PROAM	257.7	Private test - 2
786	GetSpeed	DEU	Kiki Sak Nana	THA	Adam Osieka	DEU	Mercedes AMG GT3 EVO	AM	257.7	Private test - 2
19	Oregon Team	ITA	Marzio Moretti	ITA	Artem Petrov	ISR	Lamborghini Huracan GT3 EVO2	PRO	257.1	Private test - 1
8	Il Barone Rampante	ITA	Giuseppe Cipriani	ITA		ITA	Lamborghini Huracan GT3 EVO	AM	257.1	Private test - 2
6	GetSpeed	DEU	Valentin Pierburg	DEU	Aaron Walker	GBR	Mercedes AMG GT3 EVO	PROAM	256.5	Private test - 1



autódromo internacional algarve





**Autodromo Int. do Algarve**  
**International GT Open**  
**Free Practice - 1**  
**Pit Stop Analysis**



Autodromo do Algarve 4.653 m.

**1** Simon Reicher Audi R8 LMS GT3 Evo II  
 PRO Christopher Haase Eastalent Racing

Nº	In Day Time	In Time	Out Time	Pit Time	T. Pit Time	Handicap	Diff.
1	10:58:34.570	10:58:34.570	11:05:38.543	7:03.973	7:03.973		
2	11:16:03.534	11:16:03.534	11:17:24.098	1:20.564	8:24.537		
3	11:21:35.464	11:21:35.464	11:22:55.765	1:20.301	9:44.838		
4	11:29:10.186	11:29:10.186	11:30:30.466	1:20.280	11:05.118		
5	11:32:41.692	11:32:41.692	11:35:01.282	2:19.590	13:24.708		
6	11:37:12.094	11:37:12.094	11:38:32.706	1:20.612	14:45.320		

**7** Bashar Mardini Porsche 911 GT3 R (992)  
 PROAM Tijmen van der Helm Car Collection Motorsport

Nº	In Day Time	In Time	Out Time	Pit Time	T. Pit Time	Handicap	Diff.
1	10:51:58.461	10:51:58.461	10:53:32.277	1:33.816	1:33.816		
2	10:59:24.949	10:59:24.949	11:00:54.382	1:29.433	3:03.249		
3	11:02:56.765	11:02:56.765	11:04:21.178	1:24.413	4:27.662		
4	11:06:16.500	11:06:16.500	11:08:20.205	2:03.705	6:31.367		
5	11:10:42.683	11:10:42.683	11:31:10.751	20:28.068	26:59.435		
6	11:38:09.706	11:38:09.706	11:39:22.173	1:12.467	28:11.902		
7	11:41:35.822	11:41:35.822	11:42:56.715	1:20.893	29:32.795		

**9** Anthony Bartone Mercedes AMG GT3 EVO  
 PRO Fabian Schiller GetSpeed

Nº	In Day Time	In Time	Out Time	Pit Time	T. Pit Time	Handicap	Diff.
1	11:31:30.359	11:31:30.359	11:32:51.491	1:21.132	1:21.132		
2	11:35:04.425	11:35:04.425	11:36:25.048	1:20.623	2:41.755		

**10** Alessio Deledda Lamborghini Huracan GT3 EVO2  
 PRO Jordan Pepper Oregon Team

Nº	In Day Time	In Time	Out Time	Pit Time	T. Pit Time	Handicap	Diff.
1	10:53:09.787	10:53:09.787	10:56:56.486	3:46.699	3:46.699		
2	10:58:48.253	10:58:48.253	11:00:06.037	1:17.784	5:04.483		
3	11:01:59.349	11:01:59.349	11:03:14.457	1:15.108	6:19.591		
4	11:05:12.182	11:05:12.182	11:07:51.131	2:38.949	8:58.540		
5	11:09:48.108	11:09:48.108	11:11:03.204	1:15.096	10:13.636		
6	11:13:16.313	11:13:16.313	11:23:56.794	10:40.481	20:54.117		

**12** Hash Porsche 911 GT3 R (992)  
 PROAM Alex Fontana Car Collection Motorsport

Nº	In Day Time	In Time	Out Time	Pit Time	T. Pit Time	Handicap	Diff.
1	10:49:48.764	10:49:48.764	10:51:03.536	1:14.772	1:14.772		
2	10:52:59.200	10:52:59.200	10:54:22.023	1:22.823	2:37.595		
3	10:56:24.463	10:56:24.463	10:57:39.206	1:14.743	3:52.338		
4	10:59:33.611	10:59:33.611	11:00:55.318	1:21.707	5:14.045		
5	11:03:02.921	11:03:02.921	11:04:18.759	1:15.838	6:29.883		
6	11:08:09.569	11:08:09.569	11:09:23.820	1:14.251	7:44.134		
7	11:11:42.908	11:11:42.908	11:12:57.323	1:14.415	8:58.549		
8	11:14:59.827	11:14:59.827	11:32:33.026	17:33.199	26:31.748		

**15** Gustav Bergström Porsche 911 GT3 R (992)  
 PRO Nico Menzel Car Collection Motorsport

Nº	In Day Time	In Time	Out Time	Pit Time	T. Pit Time	Handicap	Diff.
1	10:48:07.046	10:48:07.046	10:49:27.069	1:20.023	1:20.023		
2	10:54:57.453	10:54:57.453	10:56:17.615	1:20.162	2:40.185		
3	11:05:40.271	11:05:40.271	11:26:41.664	21:01.393	23:41.578		
4	11:35:10.277	11:35:10.277	11:37:29.180	2:18.903	26:00.481		

**16** Marcelo Hahn Ferrari 296 GT3  
 PROAM Allam Khodair AF Corse

Nº	In Day Time	In Time	Out Time	Pit Time	T. Pit Time	Handicap	Diff.
1	11:34:31.432	11:34:31.432	11:38:44.305	4:12.873	4:12.873		

**19** Marzio Moretti Lamborghini Huracan GT3 EVO2  
 PRO Artem Petrov Oregon Team

Nº	In Day Time	In Time	Out Time	Pit Time	T. Pit Time	Handicap	Diff.
1	10:52:35.700	10:52:35.700	10:59:10.430	6:34.730	6:34.730		
2	11:01:00.789	11:01:00.789	11:02:17.034	1:16.245	7:50.975		
3	11:04:12.699	11:04:12.699	11:16:23.731	12:11.032	20:02.007		
4	11:18:27.198	11:18:27.198	11:19:46.239	1:19.041	21:21.048		
5	11:21:48.002	11:21:48.002	11:23:02.198	1:14.196	22:35.244		
6	11:25:11.461	11:25:11.461	11:26:26.240	1:14.779	23:50.023		
7	11:38:55.717	11:38:55.717	11:41:16.608	2:20.891	26:10.914		

**20** Dominik Baumann Mercedes AMG GT3 EVO  
 PRO Mikael Pitamber SPS Automotive Performance

Nº	In Day Time	In Time	Out Time	Pit Time	T. Pit Time	Handicap	Diff.
1	10:54:54.591	10:54:54.591	10:56:15.349	1:20.758	1:20.758		
2	10:58:16.561	10:58:16.561	11:04:57.665	6:41.104	8:01.862		
3	11:06:51.973	11:06:51.973	11:08:12.302	1:20.329	9:22.191		
4	11:12:22.999	11:12:22.999	11:13:45.660	1:22.661	10:44.852		
5	11:15:47.442	11:15:47.442	11:17:07.267	1:19.825	12:04.677		

**24** Andrey Borodin McLaren 720s GT3 Evo  
 PROAM Oliver Webb Greystone GT

Nº	In Day Time	In Time	Out Time	Pit Time	T. Pit Time	Handicap	Diff.
1	10:54:02.020	10:54:02.020	10:59:49.845	5:47.825	5:47.825		
2	11:14:55.112	11:14:55.112	11:20:29.712	5:34.600	11:22.425		
3	11:26:38.035	11:26:38.035	11:31:31.992	4:53.957	16:16.382		

**25** Alessandro Cozzi Ferrari 296 GT3  
 PROAM Giorgio Sernagiotto AF Corse

Nº	In Day Time	In Time	Out Time	Pit Time	T. Pit Time	Handicap	Diff.
1	11:34:48.535	11:34:48.535	11:36:39.527	1:50.992	1:50.992		

**27** Marco Pulcini Ferrari 296 GT3  
 PROAM Eddie Cheever III Spirit of Race

Nº	In Day Time	In Time	Out Time	Pit Time	T. Pit Time	Handicap	Diff.
1	10:57:14.171	10:57:14.171	10:58:30.891	1:16.720	1:16.720		
2	11:00:52.735	11:00:52.735	11:02:10.589	1:17.854	2:34.574		
3	11:04:02.329	11:04:02.329	11:05:19.755	1:17.426	3:52.000		

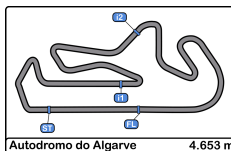
**51** Nicola Marinangeli Ferrari 296 GT3  
 PRO Vicent Abril Spirit of Race

Nº	In Day Time	In Time	Out Time	Pit Time	T. Pit Time	Handicap	Diff.
1	11:15:41.427	11:15:41.427	11:17:21.178	1:39.751	1:39.751		
2	11:19:26.694	11:19:26.694	11:26:46.400	7:19.706	8:59.457		
3	11:28:49.444	11:28:49.444	11:30:27.650	1:38.206	10:37.663		
4	11:32:28.403	11:32:28.403	11:33:54.836	1:26.433	12:04.096		

**54** Dexter Müller Mercedes AMG GT3 EVO  
 PROAM Yannick Mettler CBRX by SPS

Nº	In Day Time	In Time	Out Time	Pit Time	T. Pit Time	Handicap	Diff.
1	10:49:41.478	10:49:41.478	10:51:02.259	1:20.781	1:20.781		
2	10:53:03.605	10:53:03.605	10:54:23.311	1:19.706	2:40.487		
3	10:58:13.594	10:58:13.594	10:59:34.741	1:21.147	4:01.634		
4	11:05:43.358	11:05:43.358	11:07:03.862	1:20.504	5:22.138		
5	11:09:06.584	11:09:06.584	11:10:27.195	1:20.611	6:42.749		
6	11:12:46.581	11:12:46.581	11:22:33.089	9:46.508	16:29.257		
7	11:30:44.810	11:30:44.810	11:32:05.820	1:21.010	17:50.267		





**Autodromo Int. do Algarve**  
**International GT Open**  
**Free Practice - 1**  
**Pit Stop Analysis**



**55** Laurent De Meeus Ferrari 488 GT3 MY 2020

PROAM Jamie Stanley AF Corse

Nº	In Day Time	In Time	Out Time	Pit Time	T. Pit Time	Handicap	Diff.
1	11:28:19.374	11:28:19.374	11:32:24.970	4:05.596	4:05.596		
2	11:36:54.891	11:36:54.891	11:38:48.543	1:53.652	5:59.248		

**61** Jean-Claude Saada Ferrari 296 GT3

PROAM Conrad Grunewald AF Corse

Nº	In Day Time	In Time	Out Time	Pit Time	T. Pit Time	Handicap	Diff.
1	10:52:17.764	10:52:17.764	10:57:41.052	5:23.288	5:23.288		
2	11:05:14.395	11:05:14.395	11:13:03.025	7:48.630	13:11.918		
3	11:23:12.587	11:23:12.587	11:24:51.455	1:38.868	14:50.786		
4	11:33:28.550	11:33:28.550	11:36:55.929	3:27.379	18:18.165		

**63** Rolf Ineichen Lamborghini Huracan GT3 EVO2

PRO Leonardo Pulcini Oregon Team

Nº	In Day Time	In Time	Out Time	Pit Time	T. Pit Time	Handicap	Diff.
1	10:53:17.514	10:53:17.514	10:55:48.239	2:30.725	2:30.725		
2	11:03:10.570	11:03:10.570	11:11:21.743	8:11.173	10:41.898		
3	11:21:55.348	11:21:55.348	11:23:23.072	1:27.724	12:09.622		
4	11:29:45.870	11:29:45.870	11:31:00.994	1:15.124	13:24.746		

**66** Stewart Proctor McLaren 720S GT3

PROAM Lewis Proctor Greystone GT

Nº	In Day Time	In Time	Out Time	Pit Time	T. Pit Time	Handicap	Diff.
1	10:59:22.526	10:59:22.526	11:06:39.982	7:17.456	7:17.456		
2	11:15:14.208	11:15:14.208	11:16:14.526	1:00.318	8:17.774		

**69** Michael Blanchemain Mercedes AMG GT3 EVO

PROAM Jim Pla Scuderia Villorba Corse

Nº	In Day Time	In Time	Out Time	Pit Time	T. Pit Time	Handicap	Diff.
1	11:02:57.853	11:02:57.853	11:04:30.848	1:32.995	1:32.995		
2	11:08:36.535	11:08:36.535	11:10:02.762	1:26.227	2:59.222		
3	11:33:21.005	11:33:21.005	11:34:54.918	1:33.913	4:33.135		

**75** Filip Salaquarda Audi R8 LMS GT3 Evo II

PROAM Libor Milota ISR Racing

Nº	In Day Time	In Time	Out Time	Pit Time	T. Pit Time	Handicap	Diff.
1	11:00:12.250	11:00:12.250	11:01:22.901	1:10.651	1:10.651		
2	11:06:53.389	11:06:53.389	11:20:45.160	13:51.771	15:02.422		
3	11:23:01.620	11:23:01.620	11:26:50.632	3:49.012	18:51.434		
4	11:34:58.374	11:34:58.374	11:37:00.636	2:02.262	20:53.696		

**77** Al Faisal Al Zubair Mercedes AMG GT3 EVO

PRO Mikaël Grenier AIManar Racing by GetSpeed

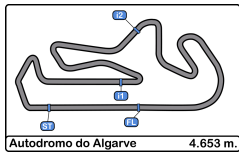
Nº	In Day Time	In Time	Out Time	Pit Time	T. Pit Time	Handicap	Diff.
1	10:56:38.239	10:56:38.239	10:57:59.328	1:21.089	1:21.089		
2	10:59:53.267	10:59:53.267	11:01:13.191	1:19.924	2:41.013		
3	11:03:06.803	11:03:06.803	11:23:55.913	20:49.110	23:30.123		
4	11:26:04.919	11:26:04.919	11:27:25.568	1:20.649	24:50.772		
5	11:29:31.147	11:29:31.147	11:30:51.934	1:20.787	26:11.559		
6	11:32:59.898	11:32:59.898	11:34:20.900	1:21.002	27:32.561		
7	11:36:33.946	11:36:33.946	11:38:54.130	2:20.184	29:52.745		

**108** Ameerh Naran Mercedes AMG GT3 EVO

PROAM Tom Jackson Vimana by GetSpeed

Nº	In Day Time	In Time	Out Time	Pit Time	T. Pit Time	Handicap	Diff.
1	10:56:46.848	10:56:46.848	11:00:15.420	3:28.572	3:28.572		
2	11:12:57.445	11:12:57.445	11:15:52.490	2:55.045	6:23.617		

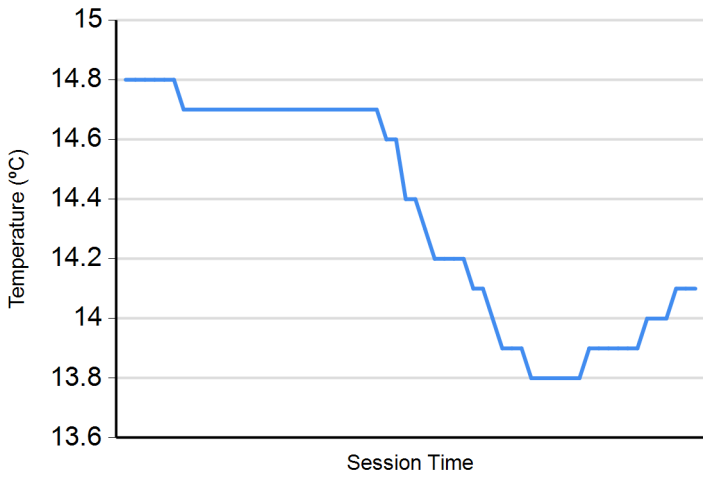




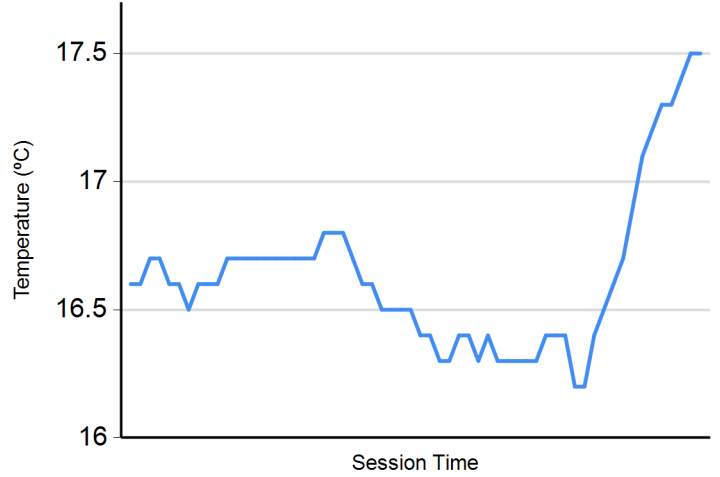
**Autodromo Int. do Algarve**  
**International GT Open**  
**Free Practice - 1**  
**Weather Report**



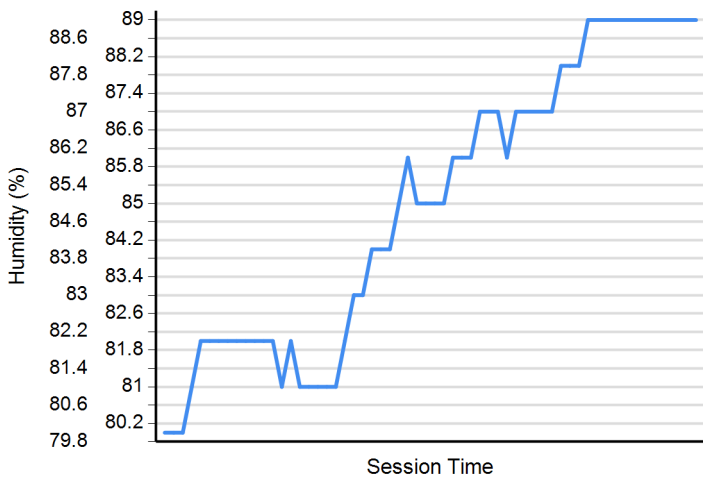
**Air Temperature**



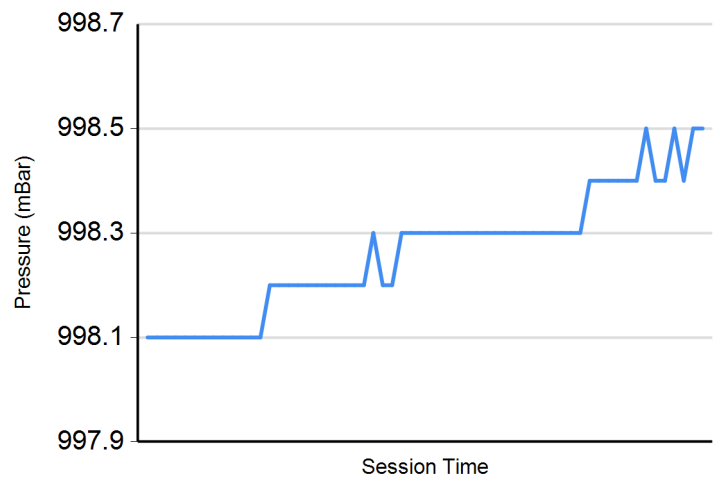
**Track Temperature**



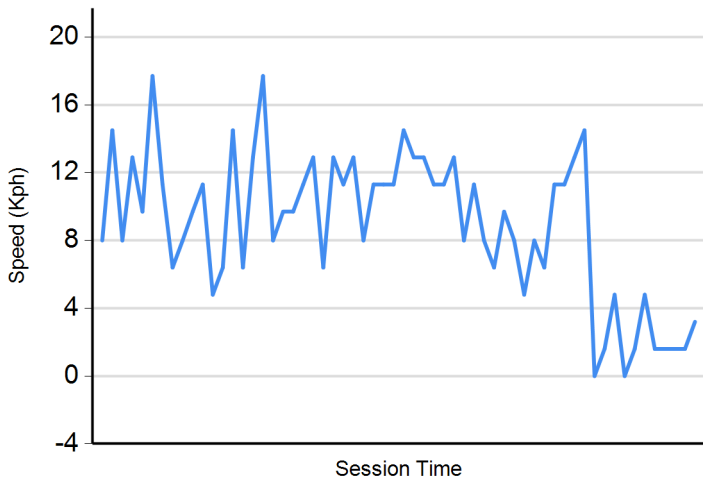
**Humidity**



**Pressure**



**Wind Speed**



**Wind direction**

North = 0°/360° Est = 90° South = 180° West = 270°

