

Autodromo Int. do Algarve
International GT Open
Private test - 1
Provisional Results



Cls	Nº	Entrant/Team	Nat	Driver 1	Nat	Driver 2	Nat	Vehicle	Cat	Cls	Laps	Best	Time	Gap	Interval	Km/h
1	96	Team Motopark	DEU	Lukas Dunner	AUT	Charles Bateman	GBR	Mercedes AMG GT3 EVO	PRO	1	23	21	1:41.618			164.8
2	17	Team Motopark	DEU	Diego Menchaca	MEX	Marcos Siebert	ARG	Mercedes AMG GT3 EVO	PRO	2	25	23	1:41.681	0.063	0.063	164.7
3	777	Olimp Racing	POL	Marcin Jedlinski	POL	Karol Basz	POL	Audi R8 LMS GT3 Evo II	PROAM	1	19	18	1:41.725	0.107	0.044	164.6
4	77	AlManar Racing by GetSpeed	OMN	Al Faisal Al Zubair	OMN	Mikaël Grenier	CND	Mercedes AMG GT3 EVO	PRO	3	27	4	1:41.793	0.175	0.068	164.5
5	9	GetSpeed	DEU	Anthony Bartone	USA	Fabian Schiller	DEU	Mercedes AMG GT3 EVO	PRO	4	26	12	1:41.918	0.300	0.125	164.3
6	51	Spirit of Race	CHE	Nicola Marinangeli	ITA	Vicent Abril	ITA	Ferrari 296 GT3	PRO	5	22	10	1:42.068	0.450	0.150	164.1
7	27	Spirit of Race	CHE	Marco Pulcini	ITA	Eddie Cheever III	ITA	Ferrari 296 GT3	PROAM	2	25	8	1:42.230	0.612	0.162	163.8
8	55	AF Corse	ITA	Laurent De Meeus	BEL	Jamie Stanley	GBR	Ferrari 488 GT3 MY 2020	PROAM	3	23	11	1:42.251	0.633	0.021	163.8
9	61	AF Corse	ITA	Jean-Claude Saada	USA	Conrad Grunewald	USA	Ferrari 296 GT3	PROAM	4	27	21	1:42.373	0.755	0.122	163.6
10	20	SPS Automotive Performance	DEU	Dominik Baumann	AUT	Mikaeel Pitamber	ZAF	Mercedes AMG GT3 EVO	PRO	6	25	21	1:42.399	0.781	0.026	163.5
11	1	Eastalent Racing	AUT	Simon Reicher	AUT	Christopher Haase	DEU	Audi R8 LMS GT3 Evo II	PRO	7	25	5	1:42.439	0.821	0.040	163.5
12	24	Greystone GT	GBR	Andrey Borodin	GBR	Oliver Webb	GBR	McLaren 720s GT3 Evo	PROAM	5	9	4	1:42.461	0.843	0.022	163.4
13	66	Greystone GT	GBR	Stewart Proctor	GBR	Lewis Proctor	GBR	McLaren 720S GT3	PROAM	6	26	8	1:42.472	0.854	0.011	163.4
14	23	Pellin Racing	ITA	Thor Haugen	USA	Paolo Ruberti	ITA	Ferrari 488 GT3 2020	PROAM	7	18	2	1:42.496	0.878	0.024	163.4
15	10	Oregon Team	ITA	Alessio Deledda	ITA	Jordan Pepper	ZAF	Lamborghini Huracan GT3 EVO2	PRO	8	26	13	1:42.658	1.040	0.162	163.1
16	16	AF Corse	ITA	Marcelo Hahn	BRA	Allam Khodair	BRA	Ferrari 296 GT3	PROAM	8	21	18	1:42.750	1.132	0.092	163.0
17	5	Olimp Racing	POL	Stanislaw Jedlinski	POL	Krystian Korzeniowski	POL	Ferrari 296 GT3	AM	1	24	22	1:42.755	1.137	0.005	163.0
18	65	Team Motopark	DEU	Heiko Neumann	DEU	Timo Rumpfkeil	DEU	Mercedes AMG GT3 EVO	AM	2	26	6	1:42.781	1.163	0.026	162.9
19	15	Car Collection Motorsport	DEU	Gustav Bergström	SWE	Nico Menzel	DEU	Porsche 911 GT3 R (992)	PRO	9	27	26	1:42.818	1.200	0.037	162.9
20	54	CBRX by SPS	DEU	Dexter Müller	CHE	Yannick Mettler	CHE	Mercedes AMG GT3 EVO	PROAM	9	26	6	1:42.830	1.212	0.012	162.8
21	12	Car Collection Motorsport	DEU	Hash	USA	Alex Fontana	CHE	Porsche 911 GT3 R (992)	PROAM	10	29	13	1:42.866	1.248	0.036	162.8
22	88	Spirit of Race	CHE	Gino Forgione	CHE	Michele Rugolo	ITA	Ferrari 296 GT3	PROAM	11	26	24	1:42.909	1.291	0.043	162.7
23	63	Oregon Team	ITA	Rolf Ineichen	CHE	Leonardo Pulcini	ITA	Lamborghini Huracan GT3 EVO2	PRO	10	17	12	1:43.136	1.518	0.227	162.4
24	6	GetSpeed	DEU	Valentin Pierburg	DEU	Aaron Walker	GBR	Mercedes AMG GT3 EVO	PROAM	12	28	10	1:43.339	1.721	0.203	162.0
25	786	GetSpeed	DEU	Kiki Sak Nana	THA	Adam Osieka	DEU	Mercedes AMG GT3 EVO	AM	3	14	5	1:43.689	2.071	0.350	161.5
26	19	Oregon Team	ITA	Marzio Moretti	ITA	Artem Petrov	ISR	Lamborghini Huracan GT3 EVO2	PRO	11	27	19	1:43.983	2.365	0.294	161.0
27	95	Team Motopark	DEU	Morten Strömsted	DEN	Thomas Ikin	GBR	Mercedes AMG GT3 EVO	PROAM	13	7	4	1:44.237	2.619	0.254	160.6
28	75	ISR Racing	CZE	Filip Salaquarda	CZE	Libor Milota	CZE	Audi R8 LMS GT3 Evo II	PROAM	14	24	7	1:44.280	2.662	0.043	160.6
29	108	Vimana by GetSpeed	DEU	Ameerh Naran	DNE	Tom Jackson	GBR	Mercedes AMG GT3 EVO	PROAM	15	22	8	1:44.411	2.793	0.131	160.4
30	25	AF Corse	ITA	Alessandro Cozzi	ITA	Giorgio Sernagiotto	ITA	Ferrari 296 GT3	PROAM	16	10	9	1:44.480	2.862	0.069	160.3
31	7	Car Collection Motorsport	DEU	Bashar Mardini	CAN	Tijmen van der Helm	NLD	Porsche 911 GT3 R (992)	PROAM	17	23	22	1:45.416	3.798	0.936	158.9
32	8	Il Barone Rampante	ITA	Giuseppe Cipriani	ITA		ITA	Lamborghini Huracan GT3 EVO	AM	4	14	13	1:45.973	4.355	0.557	158.0
33	69	Scuderia Villorba Corse	ITA	Michael Blanchemain	FRA	Jim Pla	FRA	Mercedes AMG GT3 EVO	PROAM	18	11	10	1:48.583	6.965	2.610	154.2

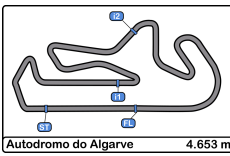
Published at:.....

Track Temp: **26.8 °C** Air Temp: **19.1 °C** Humidity: **58 %** Track Status: **DRY**

Race Director:

Timekeeper:





Autodromo Int. do Algarve
International GT Open
Private test - 1
Provisional Results by Category



PRO																
Cls	Nº	Entrant/Team	Nat	Driver 1	Nat	Driver 2	Nat	Vehicle	Cat	Cls	Laps	Best	Time	Gap	Interval	Km/h
1	96	Team Motopark	DEU	Lukas Dunner	AUT	Charles Bateman	GBR	Mercedes AMG GT3 EVO	PRO	1	23	21	1:41.618			164.8
2	17	Team Motopark	DEU	Diego Menchaca	MEX	Marcos Siebert	ARG	Mercedes AMG GT3 EVO	PRO	2	25	23	1:41.681	0.063	0.063	164.7
3	77	AlManar Racing by GetSpeed	OMN	Al Faisal Al Zubair	OMN	Mikaël Grenier	CND	Mercedes AMG GT3 EVO	PRO	3	27	4	1:41.793	0.175	0.112	164.5
4	9	GetSpeed	DEU	Anthony Bartone	USA	Fabian Schiller	DEU	Mercedes AMG GT3 EVO	PRO	4	26	12	1:41.918	0.300	0.125	164.3
5	51	Spirit of Race	CHE	Nicola Marinangeli	ITA	Vicent Abril	FRA	Ferrari 296 GT3	PRO	5	22	10	1:42.068	0.450	0.150	164.1
6	20	SPS Automotive Performance	DEU	Dominik Baumann	AUT	Mikaeel Pitamber	ZAF	Mercedes AMG GT3 EVO	PRO	6	25	21	1:42.399	0.781	0.331	163.5
7	1	Eastalent Racing	AUT	Simon Reicher	AUT	Christopher Haase	DEU	Audi R8 LMS GT3 Evo II	PRO	7	25	5	1:42.439	0.821	0.040	163.5
8	10	Oregon Team	ITA	Alessio Deledda	ITA	Jordan Pepper	ZAF	Lamborghini Huracan GT3 EVO2	PRO	8	26	13	1:42.658	1.040	0.219	163.1
9	15	Car Collection Motorsport	DEU	Gustav Bergström	SWE	Nico Menzel	DEU	Porsche 911 GT3 R (992)	PRO	9	27	26	1:42.818	1.200	0.160	162.9
10	63	Oregon Team	ITA	Rolf Ineichen	CHE	Leonardo Pulcini	ITA	Lamborghini Huracan GT3 EVO2	PRO	10	17	12	1:43.136	1.518	0.318	162.4
11	19	Oregon Team	ITA	Marzio Moretti	ITA	Artem Petrov	ISR	Lamborghini Huracan GT3 EVO2	PRO	11	27	19	1:43.983	2.365	0.847	161.0

PROAM																
Cls	Nº	Entrant/Team	Nat	Driver 1	Nat	Driver 2	Nat	Vehicle	Cat	Cls	Laps	Best	Time	Gap	Interval	Km/h
1	777	Olimp Racing	CHE	Marcin Jedlinski	POL	Karol Basz	POL	Audi R8 LMS GT3 Evo II	PROAM	1	19	18	1:41.725			164.6
2	27	Spirit of Race	CHE	Marco Pulcini	ITA	Eddie Cheever III	ITA	Ferrari 296 GT3	PROAM	2	25	8	1:42.230	0.505	0.505	163.8
3	55	AF Corse	ITA	Laurent De Meeus	BEL	Jamie Stanley	GBR	Ferrari 488 GT3 MY 2020	PROAM	3	23	11	1:42.251	0.526	0.021	163.8
4	61	AF Corse	ITA	Jean-Claude Saada	USA	Conrad Grunewald	USA	Ferrari 296 GT3	PROAM	4	27	21	1:42.373	0.648	0.122	163.6
5	24	Greystone GT	GBR	Andrey Borodin	IND	Oliver Webb	GBR	McLaren 720s GT3 Evo	PROAM	5	9	4	1:42.461	0.736	0.088	163.4
6	66	Greystone GT	GBR	Stewart Proctor	GBR	Lewis Proctor	GBR	McLaren 720S GT3	PROAM	6	26	8	1:42.472	0.747	0.011	163.4
7	23	Pellin Racing	ITA	Thor Haugen	USA	Paolo Ruberti	ITA	Ferrari 488 GT3 2020	PROAM	7	18	2	1:42.496	0.771	0.024	163.4
8	16	AF Corse	ITA	Marcelo Hahn	BRA	Allam Khodair	BRA	Ferrari 296 GT3	PROAM	8	21	18	1:42.750	1.025	0.254	163.0
9	54	CBRX by SPS	DEU	Dexter Müller	CHE	Yannick Mettler	CHE	Mercedes AMG GT3 EVO	PROAM	9	26	6	1:42.830	1.105	0.080	162.8
10	12	Car Collection Motorsport	DEU	Hash	USA	Alex Fontana	CHE	Porsche 911 GT3 R (992)	PROAM	10	29	13	1:42.866	1.141	0.036	162.8
11	88	Spirit of Race	CHE	Gino Forgione	CHE	Michele Rugolo	ITA	Ferrari 296 GT3	PROAM	11	26	24	1:42.909	1.184	0.043	162.7
12	6	GetSpeed	DEU	Valentin Pierburg	DEU	Aaron Walker	GBR	Mercedes AMG GT3 EVO	PROAM	12	28	10	1:43.339	1.614	0.430	162.0
13	95	Team Motopark	DEU	Morten Strömsted	DEN	Thomas Ikin	GBR	Mercedes AMG GT3 EVO	PROAM	13	7	4	1:44.237	2.512	0.898	160.6
14	75	ISR Racing	CZE	Filip Salaquarda	CZE	Libor Milota	CZE	Audi R8 LMS GT3 Evo II	PROAM	14	24	7	1:44.280	2.555	0.043	160.6
15	108	Vimana by GetSpeed	DEU	Ameerh Naran	ZWE	Tom Jackson	GBR	Mercedes AMG GT3 EVO	PROAM	15	22	8	1:44.411	2.686	0.131	160.4
16	25	AF Corse	ITA	Alessandro Cozzi	ITA	Giorgio Sernagiotto	ITA	Ferrari 296 GT3	PROAM	16	10	9	1:44.480	2.755	0.069	160.3
17	7	Car Collection Motorsport	DEU	Bashar Mardini	CAN	Tijmen van der Helm	NLD	Porsche 911 GT3 R (992)	PROAM	17	23	22	1:45.416	3.691	0.936	158.9
18	69	Scuderia Villorba Corse	ITA	Michael Blanchemain	FRA	Jim Pla	FRA	Mercedes AMG GT3 EVO	PROAM	18	11	10	1:48.583	6.858	3.167	154.2

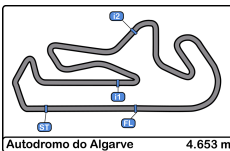
Published at:.....

Track Temp: 26.8 °C Air Temp: 19.1 °C Humidity: 58 % Track Status: DRY

Race Director:

Timekeeper:





Autodromo Int. do Algarve
International GT Open
Private test - 1
Provisional Results by Category



Autodromo do Algarve 4.653 m.

AM																
Cls	Nº	Entrant/Team	Nat	Driver 1	Nat	Driver 2	Nat	Vehicle	Cat	Cls	Laps	Best	Time	Gap	Interval	Km/h
1	5	Olimp Racing		Stanislaw Jedliński		Krystian Korzeniowski		Ferrari 296 GT3	AM	1	24	22	1:42.755			163.0
2	65	Team Motopark		Heiko Neumann		Timo Rumpfkeil		Mercedes AMG GT3 EVO	AM	2	26	6	1:42.781	0.026	0.026	162.9
3	786	GetSpeed		Kiki Sak Nana		Adam Osieka		Mercedes AMG GT3 EVO	AM	3	14	5	1:43.689	0.934	0.908	161.5
4	8	Il Barone Rampante		Giuseppe Cipriani				Lamborghini Huracan GT3 EVO	AM	4	14	13	1:45.973	3.218	2.284	158.0

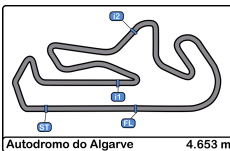
Published at:.....

Track Temp: 26.8 °C Air Temp: 19.1 °C Humidity: 58 % Track Status: DRY

Race Director:

Timekeeper:





Autodromo Int. do Algarve
International GT Open
Private test - 1
Provisional Results by Class




International GT Open																
Cls	Nº	Entrant/Team	Nat	Driver 1	Nat	Driver 2	Nat	Vehicle	Cat	Cls	Laps	Best	Time	Gap	Interval	Km/h
1	96	Team Motopark	DEU	Lukas Dunner	AUT	Charles Bateman	GBR	Mercedes AMG GT3 EVO	GT3	1	23	21	1:41.618			164.8
2	17	Team Motopark	DEU	Diego Menchaca	MEX	Marcos Siebert	ARG	Mercedes AMG GT3 EVO	GT3	2	25	23	1:41.681	0.063	0.063	164.7
3	777	Olimp Racing	POL	Marcin Jedlinski	POL	Karol Basz	POL	Audi R8 LMS GT3 Evo II	GT3	3	19	18	1:41.725	0.107	0.044	164.6
4	77	AlManar Racing by GetSpeed	OMN	Al Faisal Al Zubair	OMN	Mikaël Grenier	CND	Mercedes AMG GT3 EVO	GT3	4	27	4	1:41.793	0.175	0.068	164.5
5	9	GetSpeed	DEU	Anthony Bartone	USA	Fabian Schiller	DEU	Mercedes AMG GT3 EVO	GT3	5	26	12	1:41.918	0.300	0.125	164.3
6	51	Spirit of Race	CHE	Nicola Marinangeli	ITA	Vicent Abril	FRA	Ferrari 296 GT3	GT3	6	22	10	1:42.068	0.450	0.150	164.1
7	27	Spirit of Race	CHE	Marco Pulcini	ITA	Eddie Cheever III	ITA	Ferrari 296 GT3	GT3	7	25	8	1:42.230	0.612	0.162	163.8
8	55	AF Corse	ITA	Laurent De Meeus	BEL	Jamie Stanley	GBR	Ferrari 488 GT3 MY 2020	GT3	8	23	11	1:42.251	0.633	0.021	163.8
9	61	AF Corse	ITA	Jean-Claude Saada	USA	Conrad Grunewald	USA	Ferrari 296 GT3	GT3	9	27	21	1:42.373	0.755	0.122	163.6
10	20	SPS Automotive Performance	DEU	Dominik Baumann	AUT	Mikael Pitamber	ZAF	Mercedes AMG GT3 EVO	GT3	10	25	21	1:42.399	0.781	0.026	163.5
11	1	Eastalent Racing	AUT	Simon Reicher	AUT	Christopher Haase	DEU	Audi R8 LMS GT3 Evo II	GT3	11	25	5	1:42.439	0.821	0.040	163.5
12	24	Greystone GT	GBR	Andrey Borodin	IND	Oliver Webb	GBR	McLaren 720s GT3 Evo	GT3	12	9	4	1:42.461	0.843	0.022	163.4
13	66	Greystone GT	GBR	Stewart Proctor	GBR	Lewis Proctor	GBR	McLaren 720s GT3	GT3	13	26	8	1:42.472	0.854	0.011	163.4
14	23	Pellin Racing	ITA	Thor Haugen	USA	Paolo Ruberti	ITA	Ferrari 488 GT3 2020	GT3	14	18	2	1:42.496	0.878	0.024	163.4
15	10	Oregon Team	ITA	Alessio Deledda	ITA	Jordan Pepper	ZAF	Lamborghini Huracan GT3 EVO2	GT3	15	26	13	1:42.658	1.040	0.162	163.1
16	16	AF Corse	ITA	Marcelo Hahn	BRA	Allam Khodair	BRA	Ferrari 296 GT3	GT3	16	21	18	1:42.750	1.132	0.092	163.0
17	5	Olimp Racing	POL	Stanislaw Jedlinski	POL	Krystian Korzeniowski	POL	Ferrari 296 GT3	GT3	17	24	22	1:42.755	1.137	0.005	163.0
18	65	Team Motopark	DEU	Heiko Neumann	DEU	Timo Rumpfkeil	DEU	Mercedes AMG GT3 EVO	GT3	18	26	6	1:42.781	1.163	0.026	162.9
19	15	Car Collection Motorsport	DEU	Gustav Bergström	SWE	Nico Menzel	DEU	Porsche 911 GT3 R (992)	GT3	19	27	26	1:42.818	1.200	0.037	162.9
20	54	CBRX by SPS	DEU	Dexter Müller	CHE	Yannick Mettler	CHE	Mercedes AMG GT3 EVO	GT3	20	26	6	1:42.830	1.212	0.012	162.8
21	12	Car Collection Motorsport	DEU	Hash	USA	Alex Fontana	CHE	Porsche 911 GT3 R (992)	GT3	21	29	13	1:42.866	1.248	0.036	162.8
22	88	Spirit of Race	CHE	Gino Forgione	CHE	Michele Rugolo	ITA	Ferrari 296 GT3	GT3	22	26	24	1:42.909	1.291	0.043	162.7
23	63	Oregon Team	ITA	Rolf Ineichen	CHE	Leonardo Pulcini	ITA	Lamborghini Huracan GT3 EVO2	GT3	23	17	12	1:43.136	1.518	0.227	162.4
24	6	GetSpeed	DEU	Valentin Pierburg	GBR	Aaron Walker	GBR	Mercedes AMG GT3 EVO	GT3	24	28	10	1:43.339	1.721	0.203	162.0
25	786	GetSpeed	ITA	Kiki Sak Nana	ITA	Adam Osieka	DEU	Mercedes AMG GT3 EVO	GT3	25	14	5	1:43.689	2.071	0.350	161.5
26	19	Oregon Team	ITA	Marzio Moretti	ITA	Artem Petrov	ISR	Lamborghini Huracan GT3 EVO2	GT3	26	27	19	1:43.983	2.365	0.294	161.0
27	95	Team Motopark	DEU	Morten Strömsted	DNK	Thomas Ikin	GBR	Mercedes AMG GT3 EVO	GT3	27	7	4	1:44.237	2.619	0.254	160.6
28	75	ISR Racing	CZE	Filip Salaquarda	CZE	Libor Milota	CZE	Audi R8 LMS GT3 Evo II	GT3	28	24	7	1:44.280	2.662	0.043	160.6
29	108	Vimana by GetSpeed	DEU	Ameerh Naran	ZWE	Tom Jackson	GBR	Mercedes AMG GT3 EVO	GT3	29	22	8	1:44.411	2.793	0.131	160.4
30	25	AF Corse	ITA	Alessandro Cozzi	ITA	Giorgio Sernagiotto	ITA	Ferrari 296 GT3	GT3	30	10	9	1:44.480	2.862	0.069	160.3
31	7	Car Collection Motorsport	DEU	Bashar Mardini	CAN	Tijmen van der Helm	NLD	Porsche 911 GT3 R (992)	GT3	31	23	22	1:45.416	3.798	0.936	158.9
32	8	Il Barone Rampante	ITA	Giuseppe Cipriani	ITA			Lamborghini Huracan GT3 EVO	GT3	32	14	13	1:45.973	4.355	0.557	158.0

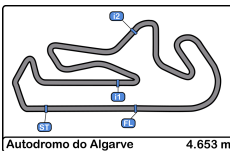
Published at:.....

Track Temp: 26.8 °C Air Temp: 19.1 °C Humidity: 58 % Track Status: DRY

Race Director:

Timekeeper:





Autodromo Int. do Algarve
 International GT Open
 Private test - 1
 Provisional Results by Class



International GT Open																
Cls	Nº	Entrant/Team	Nat	Driver 1	Nat	Driver 2	Nat	Vehicle	Cat	Cls	Laps	Best	Time	Gap	Interval	Km/h
33	69	Scuderia Villorba Corse		Michael Blanchemain		Jim Pla		Mercedes AMG GT3 EVO	GT3	33	11	10	1:48.583	6.965	2.610	154.2

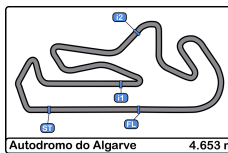
Published at:.....

Track Temp: 26.8 °C Air Temp: 19.1 °C Humidity: 58 % Track Status: DRY

Race Director:

Timekeeper:



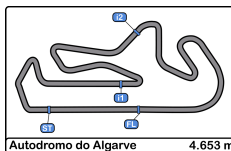


Autodromo Int. do Algarve
International GT Open
Private test - 1
Lap Analysis



1							6								
Simon Reicher							Valentin Pierburg								
Audi R8 LMS GT3 Evo II							Mercedes AMG GT3 EVO								
PRO							PROAM								
Christopher Haase							Aaron Walker								
Eastalent Racing							GetSpeed								
Lap	D	Time	Sector 1	Sector 2	Sector 3	T. Spd	Elapsed	Lap	D	Time	Sector 1	Sector 2	Sector 3	T. Spd	Elapsed
1		11:28:43.836	11:27:22.628	37.079	44.129		11:28:43.836	1		11:19:20.336			11:19:20.336		11:19:20.336
2		1:43.781	32.750	31.739	39.292	258.3	11:30:27.617	2		1:45.658	33.313	32.467	39.878	252.3	11:21:05.994
3		1:43.122	32.412	31.611	39.099	260.2	11:32:10.739	3		2:05.099 P	34.914	36.327	53.858	251.1	11:23:11.093
4		1:48.955	32.634	32.140	44.181	262.1	11:33:59.694	4		5:43.575	4:31.565	32.508	39.502		11:28:54.668
5		1:42.439	32.138	31.496	38.805	258.9	11:35:42.133	5		1:45.519	32.649	32.350	40.520	252.3	11:30:40.187
6		1:43.078	32.292		2:21.883	258.3	11:37:25.211	6		1:44.863	32.932	32.424	39.507	255.9	11:32:25.050
7		1:48.524 P	32.534		4:10.407	255.3	11:39:13.735	7		1:44.303	32.623	32.157	39.523	252.9	11:34:09.353
8		8:15.872	7:00.241	34.685	40.946		11:47:29.607	8		1:43.603	32.414	32.160	39.029	254.1	11:35:52.956
9		1:45.236	33.149	32.453	39.634	258.3	11:49:14.843	9		1:43.553	32.376	31.883	39.294	252.9	11:37:36.509
10		1:44.928	33.250	32.182	39.496	259.6	11:50:59.771	10		1:43.339	32.244	31.681	39.414	251.7	11:39:19.848
11		1:52.973	33.359	36.819	42.795	260.8	11:52:52.744	11		1:51.285 P	32.284	31.942	47.059	253.5	11:41:11.133
12		1:44.163	32.745	31.870	39.548	258.3	11:54:36.907	12		5:59.680	4:38.438	38.958	42.284		11:47:10.813
13		1:43.819	32.677	31.775	39.367	260.2	11:56:20.726	13		1:55.335	34.907	34.315	46.113	250.0	11:49:06.148
14		1:44.080	32.477	31.765	39.838	260.8	11:58:04.806	14		1:51.494	36.908	33.687	40.899	216.8	11:50:57.642
15		1:44.107	32.422	32.042	39.643	257.7	11:59:48.913	15		1:47.042	33.651	33.014	40.377	251.7	11:52:44.684
16		1:44.717	32.479		2:24.360	258.3	12:01:33.630	16		1:48.953	34.011	33.386	41.556	254.1	11:54:33.637
17		1:44.263	32.653	31.616	39.994	257.1	12:03:17.893	17		1:44.743	32.691	32.522	39.530	254.7	11:56:18.380
18		1:49.404 P	32.474	31.856	45.074	257.1	12:05:07.297	18		1:47.350	33.139	32.222	41.989	255.9	11:58:05.730
19		2:59.176	1:47.278	32.240	39.658		12:08:06.473	19		1:45.276	32.625	32.407	40.244	254.7	11:59:51.006
20		1:43.917	32.495	31.850	39.572	258.3	12:09:50.390	20		1:52.499 P	32.553	32.515	47.431	256.5	12:01:43.505
21		1:44.618	32.456	32.227	39.935	257.1	12:11:35.008	21		3:54.724	2:41.705	32.768	40.251		12:05:38.229
22		1:43.781	32.372	31.826	39.583	256.5	12:13:18.789	22		1:44.296	32.982	31.981	39.333	253.5	12:07:22.525
23		1:44.152	32.574	31.863	39.715	257.7	12:15:02.941	23		1:44.332	32.388	31.807	40.137	252.3	12:09:06.857
24		1:43.950	32.604	31.678	39.668	257.7	12:16:46.891	24		1:43.702	32.568	31.860	39.274	253.5	12:10:50.559
25		1:52.664 P	33.291	32.966	46.407	256.5	12:18:39.555	25		1:43.436	32.313	31.704	39.419	253.5	12:12:33.995
5							7								
Stanislaw Jedlinski							Bashar Mardini								
Ferrari 296 GT3							Porsche 911 GT3 R (992)								
AM							PROAM								
Krystian Korzeniowski							Tijmen van der Helm								
Olimp Racing							Car Collection Motorsport								
Lap	D	Time	Sector 1	Sector 2	Sector 3	T. Spd	Elapsed	Lap	D	Time	Sector 1	Sector 2	Sector 3	T. Spd	Elapsed
1		11:18:51.650			11:18:51.650		11:18:51.650	1		11:22:14.168 P	11:20:44.174	35.801	54.193		11:22:14.168
2		1:44.591	32.606		11:20:36.241		11:20:36.241	2		5:36.665	4:21.465	34.342	40.858		11:27:50.833
3		2:17.326 P	32.880		11:22:53.567	257.7	11:22:53.567	3		1:48.884	34.859	33.351	40.674	255.3	11:29:39.717
4		5:41.533	4:29.490		11:28:35.100		11:28:35.100	4		1:48.156	34.163	33.762	40.231	252.9	11:31:27.873
5		1:43.924	32.652		11:30:19.024		11:30:19.024	5		1:48.273	34.010	33.804	40.459	255.9	11:33:16.146
6		1:44.548	32.954		11:32:03.572		11:32:03.572	6		1:47.299	34.181	32.934	40.184	254.7	11:35:03.445
7		1:43.771	32.485		11:33:47.343		11:33:47.343	7		1:46.916	33.377	32.803	40.736	254.7	11:36:50.361
8		1:48.859 P	32.401		11:35:36.202		11:35:36.202	8		1:46.424	33.422	33.020	39.982	254.7	11:38:36.785
9		7:55.662	6:31.084		11:43:31.864		11:43:31.864	9		1:55.687 P	33.558	33.278	48.851	255.3	11:40:32.472
10		1:57.725	36.873		11:45:29.589	237.8	11:45:29.589	10		6:21.970	5:05.041	34.531	42.398		11:46:54.442
11		2:19.586 P	37.578		11:47:49.175		11:47:49.175	11		1:52.579	36.228	33.924	42.427	250.0	11:48:47.021
12		5:51.295	4:34.543		11:53:40.470		11:53:40.470	12		1:50.528	34.479	33.783	42.266	250.0	11:50:37.549
13		1:53.800	34.646		11:55:34.270		11:55:34.270	13		1:51.897	34.195	35.292	42.410	251.7	11:52:29.446
14		1:53.382	35.269		11:57:27.652	255.3	11:57:27.652	14		1:51.759	35.245	34.449	42.065	252.3	11:54:21.205
15		1:57.942	36.331		11:59:25.594		11:59:25.594	15		1:49.282	33.927	33.709	41.646	252.9	11:56:10.487
16		1:57.183	35.422		12:01:22.777		12:01:22.777	16		1:50.577	33.865	33.556	43.156	254.1	11:58:01.064
17		1:56.504	36.414		12:03:19.281		12:03:19.281	17		1:55.698	34.136	38.458	43.104	253.5	11:59:56.762
18		2:06.652 P	36.760		12:05:25.933		12:05:25.933	18		2:03.328 P	34.684	34.061	54.583	254.1	12:02:00.090
19		3:51.206	2:38.215		12:09:17.139		12:09:17.139	19		8:42.234	7:23.370	35.387	43.477		12:10:42.324
20		1:45.348	33.192		12:11:02.487	256.5	12:11:02.487	20		1:46.994	33.612	33.246	40.136	254.1	12:12:29.318
21		1:43.108	32.224		12:12:45.595	258.3	12:12:45.595	21		1:46.596	33.860	32.844	39.892	254.7	12:14:15.914
22		1:42.755	32.044		12:14:28.350		12:14:28.350	22		1:45.416	33.183	32.583	39.650	255.9	12:16:01.330
23		1:42.962	32.181		12:16:11.312		12:16:11.312	23		1:57.730 P	34.047	34.800	48.883	256.5	12:17:59.060
24		1:51.786 P	34.241		12:18:03.098		12:18:03.098								





Autodromo Int. do Algarve
International GT Open
Private test - 1
Lap Analysis



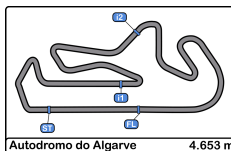
8 Giuseppe Cipriani Lamborghini Huracan GT3 EVO **10** Alessio Deledda Lamborghini Huracan GT3 EVO2

AM							Il Barone Rampante		PRO		Jordan Pepper		Oregon Team		
Lap	D	Time	Sector 1	Sector 2	Sector 3	T. Spd	Elapsed	Lap	D	Time	Sector 1	Sector 2	Sector 3	T. Spd	Elapsed
1		11:19:02.156			11:19:02.156		11:19:02.156	1		11:19:55.447	11:18:41.506		11:19:55.447		11:19:55.447
2		1:55.619	37.547		11:20:57.775	220.4	11:20:57.775	2		1:53.079 P	34.444	32.102	46.533	255.3	11:21:48.526
3		2:09.401 P	35.762		11:23:07.176	225.4	11:23:07.176	3		6:15.742	4:58.339	32.313	45.090		11:28:04.268
4		8:13.057	6:50.472		11:31:20.233		11:31:20.233	4		1:49.414	32.577	32.068	44.769	255.9	11:29:53.682
5		1:54.435	37.387		11:33:14.668	225.0	11:33:14.668	5		1:42.769	32.267	31.737	38.765	255.9	11:31:36.451
6		2:10.213 P	41.233		11:35:24.881	228.8	11:35:24.881	6		1:43.938	32.332	32.461	39.145	258.3	11:33:20.389
7		31:28.614	30:06.004		12:06:53.495		12:06:53.495	7		1:45.817	32.522	31.807	41.488	257.1	11:35:06.206
8		1:51.009	34.753		12:08:44.504	246.0	12:08:44.504	8		1:43.044	32.159	31.789	39.096	256.5	11:36:49.250
9		1:50.021	35.170		12:10:34.525	237.3	12:10:34.525	9		1:50.356 P	32.304	31.896	46.156	254.1	11:38:39.606
10		1:47.569	34.009		12:12:22.094	252.9	12:12:22.094	10		4:29.408	3:17.948	32.474	38.986		11:43:09.014
11		1:49.456	33.522		12:14:11.550	252.3	12:14:11.550	11		1:43.025	32.271	31.728	39.026	254.7	11:44:52.039
12		1:46.158	33.221		12:15:57.708	255.9	12:15:57.708	12		1:43.008	32.309	31.724	38.975	254.7	11:46:35.047
13		1:45.973	33.298		12:17:43.681	256.5	12:17:43.681	13		1:42.658	32.235	31.640	38.783	257.7	11:48:17.705
14		2:02.045 P	36.995		12:19:45.726	230.7	12:19:45.726	14		1:48.343 P	32.139	31.422	44.782	258.9	11:50:06.048

9 Anthony Bartone Mercedes AMG GT3 EVO **15** 4:01.340 2:41.015 36.544 43.781 11:54:07.388

PRO							Fabian Schiller		GetSpeed						
Lap	D	Time	Sector 1	Sector 2	Sector 3	T. Spd	Elapsed	Lap	D	Time	Sector 1	Sector 2	Sector 3	T. Spd	Elapsed
15		4:01.340					4:01.340	15		2:41.015			36.544		43.781
16		1:49.817					1:49.817	16		1:49.817	34.693		2:33.598	236.8	11:55:57.205
17		1:47.129					1:47.129	17		1:47.129	33.785	32.982	40.362	253.5	11:57:44.334
18		1:46.900					1:46.900	18		1:46.900	33.513		2:27.262	255.3	11:59:31.234
19		1:46.990		11:19:10.046	41.758		11:19:51.804	19		1:46.990	33.577	32.845	40.568	254.1	12:01:18.224
20		1:44.468	32.984	32.286	39.198	255.9	11:21:36.272	20		1:46.223	33.472		2:26.791	253.5	12:03:04.447
21		3:12.748 P	57.316	59.420	1:16.012	228.3	11:24:49.020	21		1:45.898	33.334		4:12.689	255.3	12:04:50.345
22		3:27.021	1:58.329	32.356	56.336		11:28:16.041	22		1:45.433	33.008	32.626	39.799	256.5	12:06:35.778
23		1:43.632	32.469	32.270	38.893	255.3	11:29:59.673	23		1:45.876	33.381	32.433	40.062	252.3	12:08:21.654
24		1:43.067	32.207	31.780	39.080	257.7	11:31:42.740	24		1:47.700	33.014		2:27.762	255.3	12:10:09.354
25		1:50.642 P	32.307	31.939	46.396	257.7	11:33:33.382	25		1:45.684	33.290		4:13.446	254.1	12:11:55.038
26		6:34.149	5:15.055	34.320	44.774		11:40:07.531	26		1:55.071 P	34.563		6:08.517	253.5	12:13:50.109
9		1:46.046	33.092	33.958	38.996	254.1	11:41:53.577								
10		1:46.600	31.927	31.534	43.139	258.3	11:43:40.177								
11		1:42.140	31.923	31.736	38.481	254.7	11:45:22.317								
12		1:41.918	31.888	31.615	38.415	257.7	11:47:04.235								
13		1:50.352 P	32.051	33.455	44.846	260.2	11:48:54.587								
14		6:31.879	5:14.529	36.915	40.435		11:55:26.466								
15		1:49.491	33.565	35.309	40.617	253.5	11:57:15.957								
16		1:48.495	33.136	33.763	41.596	253.5	11:59:04.452								
17		1:47.269	33.398	33.230	40.641	241.0	12:00:51.721								
18		1:44.830	32.801	32.667	39.362	255.3	12:02:36.551								
19		1:57.846 P	33.204	32.490	52.152	256.5	12:04:34.397								
20		2:55.313	1:43.363	32.555	39.395		12:07:29.710								
21		1:46.244	33.232	32.606	40.406	254.1	12:09:15.954								
22		1:44.281	32.436	32.147	39.698	255.3	12:11:00.235								
23		1:43.624	32.536	32.141	38.947	255.9	12:12:43.859								
24		1:43.591	32.386	32.265	38.940	256.5	12:14:27.450								
25		1:43.294	32.097	32.181	39.016	257.1	12:16:10.744								
26		2:00.586 P	35.265	35.565	49.756	257.1	12:18:11.330								





Autodromo Int. do Algarve
International GT Open
Private test - 1
Lap Analysis



12

Hash

Porsche 911 GT3 R (992)

15

Gustav Bergström

Porsche 911 GT3 R (992)

PROAM

Alex Fontana

Car Collection Motorsport

PRO

Nico Menzel

Car Collection Motorsport

Lap	D	Time	Sector 1	Sector 2	Sector 3	T. Spd	Elapsed	Lap	D	Time	Sector 1	Sector 2	Sector 3	T. Spd	Elapsed
1		11:21:08.702	11:19:56.304	32.751	39.647		11:21:08.702	1		11:19:47.030	11:16:47.105	2:20.834	39.091		11:19:47.030
2		2:05.807 P	34.251	35.236	56.320	256.5	11:23:14.509	2		1:43.520	32.546	31.952	39.022	257.1	11:21:30.550
3		4:31.184	3:18.223	32.778	40.183		11:27:45.693	3		3:10.759 P	53.884	59.768	1:17.107	236.3	11:24:41.309
4		1:43.911	32.625	32.168	39.118	257.1	11:29:29.604	4		2:37.152	1:22.329	32.891	41.932		11:27:18.461
5		1:44.367	32.507	32.742	39.118	259.6	11:31:13.971	5		1:43.281	32.312	32.055	38.914	254.7	11:29:01.742
6		1:44.003	32.802	32.033	39.168	260.2	11:32:57.974	6		1:50.378 P	32.503	32.144	45.731	258.3	11:30:52.120
7		1:43.708	32.547	32.104	39.057	258.3	11:34:41.682	7		9:20.617	8:06.121	33.704	40.792		11:40:12.737
8		1:50.990 P	32.532	32.205	46.253	260.2	11:36:32.672	8		1:46.978	33.759	33.145	40.074	252.3	11:41:59.715
9		3:38.887	2:24.002	33.807	41.078		11:40:11.559	9		1:48.928	34.324	33.460	41.144	255.3	11:43:48.643
10		1:46.231	32.199	32.685	41.347	256.5	11:41:57.790	10		1:48.009	33.924	33.341	40.744	252.3	11:45:36.652
11		1:42.897	32.085	31.956	38.856	258.9	11:43:40.687	11		1:46.710	33.578	33.265	39.867	253.5	11:47:23.362
12		1:52.614	33.345	35.491	43.778	259.6	11:45:33.301	12		1:45.650	33.273	32.662	39.715	255.9	11:49:09.012
13		1:42.866	32.556	31.750	38.560	257.7	11:47:16.167	13		1:46.948	33.911	32.952	40.085	256.5	11:50:55.960
14		1:55.335 P	32.088	32.098	51.149	260.2	11:49:11.502	14		1:45.427	33.076	32.478	39.873	254.7	11:52:41.387
15		4:12.596	2:53.591	36.201	42.804		11:53:24.098	15		1:52.644 P	33.029	32.763	46.852	257.1	11:54:34.031
16		1:53.823	35.598	35.175	43.050	249.4	11:55:17.921	16		3:56.358	2:37.156	35.148	44.054		11:58:30.389
17		1:53.588	35.309	35.182	43.097	249.4	11:57:11.509	17		1:44.442	32.795	32.276	39.371	253.5	12:00:14.831
18		1:55.236	35.688	35.289	44.259	250.5	11:59:06.745	18		1:44.227	32.517	31.989	39.721	255.9	12:01:59.058
19		1:52.510	34.952	35.256	42.302	251.1	12:00:59.255	19		1:46.046	32.941	32.869	40.236	257.7	12:03:45.104
20		1:53.131	34.810	35.721	42.600	251.7	12:02:52.386	20		1:44.482	32.586	32.273	39.623	255.9	12:05:29.586
21		1:52.139	34.759	34.837	42.543	251.1	12:04:44.525	21		1:55.174 P	33.952	34.348	46.874	255.9	12:07:24.760
22		1:51.174	34.595	34.504	42.075	251.7	12:06:35.699	22		3:15.099	1:58.129	32.921	44.049		12:10:39.859
23		1:52.313	35.223	34.965	42.125	250.5	12:08:28.012	23		1:43.471	32.505	32.009	38.957	253.5	12:12:23.330
24		1:52.166	34.731	34.495	42.940	251.7	12:10:20.178	24		1:43.032	32.257	31.853	38.922	257.7	12:14:06.362
25		1:50.984	34.970	34.284	41.730	242.1	12:12:11.162	25		1:44.347	32.309	31.972	40.066	257.1	12:15:50.709
26		1:50.434	34.864	33.949	41.621	250.5	12:14:01.596	26		1:42.818	32.285	31.816	38.717	253.5	12:17:33.527
27		1:49.263	34.122	33.691	41.450	253.5	12:15:50.859	27		1:49.775 P	32.155	31.806	45.814	255.9	12:19:23.302
28		1:50.271	34.333	33.601	42.337	253.5	12:17:41.130								
29		1:56.586 P	34.375	33.694	48.517	254.1	12:19:37.716								

16

Marcelo Hahn

Ferrari 296 GT3

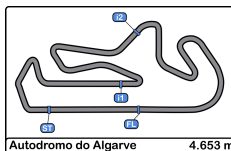
PROAM

Allam Khodair

AF Corse

Lap	D	Time	Sector 1	Sector 2	Sector 3	T. Spd	Elapsed
1		11:20:04.892	11:18:49.355	34.946	40.591		11:20:04.892
2		2:00.990 P	32.955	33.386	54.649	258.3	11:22:05.882
3		5:22.950	4:09.741	32.931	40.278		11:27:28.832
4		1:44.287	32.754	32.218	39.315	254.7	11:29:13.119
5		1:43.429	32.314	31.924	39.191	258.9	11:30:56.548
6		1:43.401	32.247	31.987	39.167	258.9	11:32:39.949
7		1:48.761	33.905	34.581	40.275	259.6	11:34:28.710
8		1:53.082 P	32.399	32.305	48.378	257.1	11:36:21.792
9		6:07.286	4:46.320	36.391	44.575		11:42:29.078
10		1:50.927	34.375	34.631	41.921	253.5	11:44:20.005
11		1:53.324	34.845	34.490	43.989	252.3	11:46:13.329
12		1:53.081	35.313	35.385	42.383	245.4	11:48:06.410
13		1:50.595	34.521	34.103	41.971	255.3	11:49:57.005
14		2:03.116 P	34.671	34.317	54.128	254.7	11:52:00.121
15		14:12.247	12:59.937	32.998	39.312		12:06:12.368
16		1:42.919	32.113	31.902	38.904	257.7	12:07:55.287
17		1:42.783	31.924	31.943	38.916	257.7	12:09:38.070
18		1:42.750	32.067	31.709	38.974	257.7	12:11:20.820
19		1:52.754 P	32.035	31.955	48.764	257.1	12:13:13.574
20		3:28.829	2:18.129	31.673	39.027		12:16:42.403
21		1:49.717 P	32.207	31.672	45.838	258.9	12:18:32.120




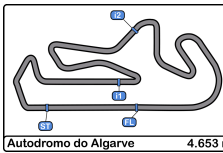


Autodromo Int. do Algarve
International GT Open
Private test - 1
Lap Analysis



17							19								
Diego Menchaca							Marzio Moretti								
PRO Marcos Siebert							PRO Artem Petrov								
Team Motopark							Oregon Team								
Lap	D	Time	Sector 1	Sector 2	Sector 3	T. Spd	Elapsed	Lap	D	Time	Sector 1	Sector 2	Sector 3	T. Spd	Elapsed
1		11:18:55.731	11:17:31.745		11:18:55.731		11:18:55.731	1		11:19:57.761	11:18:40.815	36.315	40.631		11:19:57.761
2		1:58.324	37.891	37.546	42.887	233.7	11:20:54.055	2		1:58.824 P	35.177	34.165	49.482	255.3	11:21:56.585
3		2:08.814 P	35.992	35.876	56.946	255.3	11:23:02.869	3		6:40.242	5:17.320	32.888	50.034		11:28:36.827
4		4:55.349	3:39.153	35.075	41.121		11:27:58.218	4		1:45.585	33.248	32.693	39.644	254.1	11:30:22.412
5		1:52.807	33.910	34.313	44.584	257.7	11:29:51.025	5		1:45.185	32.977	32.352	39.856	254.7	11:32:07.597
6		2:09.747 P	41.577	37.811	50.359	174.7	11:32:00.772	6		1:45.302	32.796	32.508	39.998	252.9	11:33:52.899
7		8:54.466	7:41.213	33.499	39.754		11:40:55.238	7		1:44.560	32.632	32.154	39.774	254.7	11:35:37.459
8		1:42.962	32.434	31.689	38.839	255.3	11:42:38.200	8		1:51.608 P	32.764	32.471	46.373	253.5	11:37:29.067
9		2:47.653 P	32.149	56.801	1:18.703	257.1	11:45:25.853	9		3:11.511	1:58.572	32.730	40.209		11:40:40.578
10		3:12.842	2:01.494	32.520	38.828		11:48:38.695	10		1:44.992	32.823	32.303	39.866	252.3	11:42:25.570
11		1:42.153	32.110	31.401	38.642	257.7	11:50:20.848	11		1:44.279	32.291	32.339	39.649	254.1	11:44:09.849
12		1:42.900	32.765	31.429	38.706	260.2	11:52:03.748	12		1:45.567	32.635	33.100	39.832	255.3	11:45:55.416
13		1:42.340	32.044	31.385	38.911	260.2	11:53:46.088	13		1:53.628	32.507	37.486	43.635	254.7	11:47:49.044
14		1:42.968	32.051	31.452	39.465	259.6	11:55:29.056	14		1:51.776 P	32.663	32.576	46.537	255.9	11:49:40.820
15		1:45.905	31.936	33.463	40.506	260.8	11:57:14.961	15		6:11.491	4:56.374	33.340	41.777		11:55:52.311
16		1:50.394 P	32.012	32.984	45.398	260.2	11:59:05.355	16		1:46.769	33.219	32.321	41.229	254.7	11:57:39.080
17		4:43.363	3:32.072	32.174	39.117		12:03:48.718	17		1:45.536	32.892	32.299	40.345	252.3	11:59:24.616
18		1:43.319	32.960	31.659	38.700	260.8	12:05:32.037	18		1:44.284	32.826	32.004	39.454	254.1	12:01:08.900
19		1:49.256 P	32.169	31.771	45.316	262.7	12:07:21.293	19		1:43.983	32.588	32.003	39.392	255.9	12:02:52.883
20		2:52.955	1:37.677	33.012	42.266		12:10:14.248	20		1:53.924 P	34.416	33.091	46.417	257.1	12:04:46.807
21		1:41.961	32.141	31.473	38.347	259.6	12:11:56.209	21		3:24.954	2:12.081	33.147	39.726		12:08:11.761
22		1:42.111	32.073	31.357	38.681	260.8	12:13:38.320	22		1:44.378	32.529	32.242	39.607	255.3	12:09:56.139
23		1:41.681	31.948	31.413	38.320	260.2	12:15:20.001	23		1:44.559	32.613	32.332	39.614	254.7	12:11:40.698
24		1:41.909	31.975	31.518	38.416	260.2	12:17:01.910	24		1:44.969	32.616	32.282	40.071	255.9	12:13:25.667
25		2:02.463 P	34.963	32.104	55.396	253.5	12:19:04.373	25		1:44.603	32.639	32.377	39.587	254.7	12:15:10.270
								26		1:45.121	33.233	32.308	39.580	257.1	12:16:55.391
								27		1:52.368 P	32.730	32.856	46.782	255.3	12:18:47.759






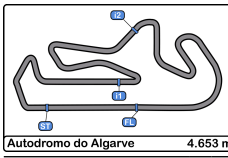
Autodromo Int. do Algarve
International GT Open
Private test - 1
Lap Analysis



20							24								
Dominik Baumann Mercedes AMG GT3 EVO PRO Mikaeel Pitamber SPS Automotive Performance							Andrey Borodin McLaren 720s GT3 Evo PROAM Oliver Webb Greystone GT								
Lap	D	Time	Sector 1	Sector 2	Sector 3	T. Spd	Elapsed	Lap	D	Time	Sector 1	Sector 2	Sector 3	T. Spd	Elapsed
1		11:20:19.897	P 11:19:01.460	32.293	46.144		11:20:19.897	1		11:27:48.907	11:26:33.360	35.133	40.414		11:27:48.907
2		6:53.013	5:41.838	32.248	38.927		11:27:12.910	2		1:44.811	33.516	32.033	39.262	257.7	11:29:33.718
3		1:42.897	32.701	31.658	38.538	252.3	11:28:55.807	3		1:43.177	32.448	31.706	39.023	257.7	11:31:16.895
4		1:43.009	32.576	31.848	38.585	257.7	11:30:38.816	4		1:42.461	32.211	31.503	38.747	258.3	11:32:59.356
5		1:42.414	32.304	31.638	38.472	256.5	11:32:21.230	5		1:42.851	32.189	31.615	39.047	258.9	11:34:42.207
6		1:49.475	P 32.411	31.762	45.302	255.3	11:34:10.705	6		1:43.937	32.427	32.096	39.414	259.6	11:36:26.144
7		5:32.703	4:21.155	32.056	39.492		11:39:43.408	7		1:51.380	P 33.195	32.505	45.680	257.7	11:38:17.524
8		1:43.508	32.705	31.880	38.923	252.9	11:41:26.916	8		12:00.523	P 10:38.360	33.255	48.908		11:50:18.047
9		1:43.287	32.520	31.973	38.794	254.1	11:43:10.203	9		9:55.637	P 8:36.691	32.637	46.309		12:00:13.684
10		1:43.032	32.328	31.893	38.811	255.9	11:44:53.235	25							
11		1:42.957	32.298	31.727	38.932	255.3	11:46:36.192	Alessandro Cozzi Ferrari 296 GT3							
12		1:44.897	32.384	32.159	40.354	258.3	11:48:21.089	PROAM Giorgio Sernagiotto AF Corse							
Lap	D	Time	Sector 1	Sector 2	Sector 3	T. Spd	Elapsed	Lap	D	Time	Sector 1	Sector 2	Sector 3	T. Spd	Elapsed
13		1:42.980	32.170	31.794	39.016	257.1	11:50:04.069	1		11:20:16.061	P 11:18:42.579	39.022	54.460		11:20:16.061
14		1:57.134	P 32.376	31.554	53.204	257.1	11:52:01.203	2		7:32.070	6:10.626	37.497	43.947		11:27:48.131
15		4:22.945	3:09.326	32.196	41.423		11:56:24.148	3		1:56.653	38.909	35.672	42.072	254.1	11:29:44.784
16		1:43.095	32.104	32.279	38.712	258.3	11:58:07.243	4		1:49.805	35.965	33.173	40.667	204.5	11:31:34.589
17		1:42.734	32.122	31.804	38.808	258.3	11:59:49.977	5		1:52.223	33.812	35.621	42.790	257.7	11:33:26.812
18		1:50.670	P 32.338	32.159	46.173	258.9	12:01:40.647	6		1:51.737	36.642	33.277	41.818	195.6	11:35:18.549
19		4:11.647	3:00.561	32.648	38.438		12:05:52.294	7		1:45.522	33.091	32.491	39.940	256.5	11:37:04.071
20		1:42.513	32.446	31.545	38.522	258.3	12:07:34.807	8		1:44.594	32.736	32.312	39.546	255.3	11:38:48.665
21		1:42.399	32.179	31.545	38.675	255.9	12:09:17.206	9		1:44.480	32.598	32.308	39.574	257.7	11:40:33.145
22		1:49.441	P 32.423	31.852	45.166	256.5	12:11:06.647	10		3:56.013	P 33.232	1:29.475	1:53.306	255.9	11:44:29.158
23		3:41.527	2:24.731	35.116	41.680		12:14:48.174	27							
24		1:44.181	32.457	31.891	39.833	255.3	12:16:32.355	Marco Pulcini Ferrari 296 GT3							
25		1:49.612	P 32.202	31.624	45.786	255.3	12:18:21.967	PROAM Eddie Cheever III Spirit of Race							

23							25								
Thor Haugen Ferrari 488 GT3 2020 PROAM Paolo Ruberti Pellin Racing															
Lap	D	Time	Sector 1	Sector 2	Sector 3	T. Spd	Elapsed	Lap	D	Time	Sector 1	Sector 2	Sector 3	T. Spd	Elapsed
1		11:19:39.417	11:16:43.103	2:17.495	38.819		11:19:39.417	1		11:19:27.532		11:18:47.454	40.078		11:19:27.532
2		1:42.496	32.101	31.888	38.507	255.9	11:21:21.913	2		1:43.502	32.455	32.036	39.011	257.1	11:21:11.034
3		2:38.478	P 35.669	49.015	1:13.794	257.7	11:24:00.391	3		2:06.082	P 33.625	36.329	56.128	258.9	11:23:17.116
4		4:54.288	3:32.670	38.562	43.056		11:28:54.679	4		4:39.008	3:22.969	32.437	43.602		11:27:56.124
5		1:54.289	36.001	35.018	43.270	243.7	11:30:48.968	5		1:43.706	32.484	32.274	38.948	258.3	11:29:39.830
6		1:50.146	34.270	34.808	41.068	251.1	11:32:39.114	6		1:43.553	32.884	31.743	38.926	258.3	11:31:23.383
7		1:52.958	35.344	35.499	42.115	249.4	11:34:32.072	7		1:42.904	32.263	31.839	38.802	259.6	11:33:06.287
8		1:53.074	34.637	33.663	44.774	249.4	11:36:25.146	8		1:42.230	31.984	31.541	38.705	258.3	11:34:48.517
9		1:51.965	35.440	34.103	42.422	247.7	11:38:17.111	9		1:50.300	P 31.871	32.268	46.161	258.9	11:36:38.817
10		1:59.830	P 35.256	34.150	50.424	244.3	11:40:16.941	10		7:12.743	5:57.709	33.776	41.258		11:43:51.560
11		6:16.501	5:00.724	33.956	41.821		11:46:33.442	11		1:46.584	33.153	33.111	40.320	250.5	11:45:38.144
12		1:50.543	34.641	34.268	41.634	248.8	11:48:23.985	12		1:49.461	33.667	33.282	42.512	253.5	11:47:27.605
13		1:49.346	34.289	33.897	41.160	251.7	11:50:13.331	13		1:45.230	32.864	32.411	39.955	254.1	11:49:12.835
14		1:48.478	34.252	33.322	40.904	251.7	11:52:01.809	14		1:45.992	33.730	32.580	39.682	255.9	11:50:58.827
15		1:48.382	33.970	33.243	41.169	251.7	11:53:50.191	15		1:46.352	33.825	32.713	39.814	258.3	11:52:45.179
16		1:50.718	34.811	34.635	41.272	241.6	11:55:40.909	16		1:45.138	33.145	32.198	39.795	256.5	11:54:30.317
17		1:49.114	33.931	34.047	41.136	253.5	11:57:30.023	17		1:43.983	32.502	31.860	39.621	257.1	11:56:14.300
18		1:55.948	P 34.325	33.446	48.177	252.9	11:59:25.971	18		1:44.937	32.581	32.174	40.182	257.7	11:57:59.237
								19		1:44.863	32.553	32.095	40.215	254.7	11:59:44.100
								20		1:54.694	P 33.454	33.753	47.487	258.3	12:01:38.794
								21		3:18.423	2:05.800	32.965	39.658		12:04:57.217
								22		1:43.267	32.214	31.946	39.107	255.9	12:06:40.484
								23		1:43.266	32.200	32.029	39.037	257.1	12:08:23.750
								24		1:44.065	32.119	31.801	40.145	258.3	12:10:07.815
								25		1:52.348	P 32.471	31.867	48.010	255.3	12:12:00.163





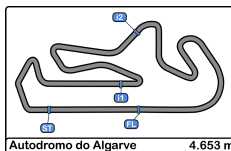
Autodromo Int. do Algarve
International GT Open
Private test - 1
Lap Analysis



51							55								
Nicola Marinangeli							Laurent De Meeus								
Ferrari 296 GT3							Ferrari 488 GT3 MY 2020								
PRO Vicent Abril							PROAM Jamie Stanley AF Corse								
Lap	D	Time	Sector 1	Sector 2	Sector 3	T. Spd	Elapsed	Lap	D	Time	Sector 1	Sector 2	Sector 3	T. Spd	Elapsed
1		11:22:39.985 P	11:20:58.182	32.639	1:09.164		11:22:39.985	1		11:19:16.572 P			11:19:16.572		11:19:16.572
2		4:53.416	3:42.124	32.105	39.187		11:27:33.401	2		7:58.277	6:45.981	32.996	39.300		11:27:14.849
3		1:44.973	32.202	31.423	41.348	257.1	11:29:18.374	3		1:44.114	32.515	32.272	39.327	259.6	11:28:58.963
4		1:42.711	32.087	31.676	38.948	259.6	11:31:01.085	4		1:43.848	32.508	32.114	39.226	260.2	11:30:42.811
5		1:42.341	32.042	31.536	38.763	258.9	11:32:43.426	5		1:43.341	32.142	32.266	38.933	261.5	11:32:26.152
6		1:49.208 P	32.204	32.536	44.468	258.9	11:34:32.634	6		1:49.120	32.401	32.263	44.456	262.1	11:34:15.272
7		7:19.788	6:02.773	35.334	41.681		11:41:52.422	7		1:51.708 P	32.429	32.023	47.256	259.6	11:36:06.980
8		1:43.595	31.836	31.600	40.159	257.7	11:43:36.017	8		5:01.427	3:47.602	32.963	40.862		11:41:08.407
9		1:45.355	32.274	31.530	41.551	257.1	11:45:21.372	9		1:42.627	32.265	31.582	38.780	258.9	11:42:51.034
10		1:42.068	31.772	31.621	38.675	255.9	11:47:03.440	10		1:45.059	31.968	33.012	40.079	260.2	11:44:36.093
11		1:49.685 P	31.800	33.460	44.425	258.3	11:48:53.125	11		1:42.251	32.028	31.607	38.616	259.6	11:46:18.344
12		8:49.973 P	7:27.810	34.682	47.481		11:57:43.098	12		1:54.104 P	32.192	34.120	47.792	264.0	11:48:12.448
13		2:10.649	59.024	32.422	39.203		11:59:53.747	13		11:33.512	10:14.775	34.908	43.829		11:59:45.960
14		1:45.128	32.470	33.497	39.161	259.6	12:01:38.875	14		1:50.455	34.194	33.630	42.631	254.1	12:01:36.415
15		1:43.491	32.401	31.772	39.318	258.9	12:03:22.366	15		1:47.981	33.568	33.570	40.843	256.5	12:03:24.396
16		1:43.797	32.696	31.939	39.162	258.9	12:05:06.163	16		1:47.726	33.333	33.960	40.433	257.7	12:05:12.122
17		1:43.192	32.181	31.875	39.136	258.9	12:06:49.355	17		1:46.444	33.116	33.059	40.269	258.3	12:06:58.566
18		1:42.667	32.073	31.629	38.965	258.9	12:08:32.022	18		1:46.222	33.461	32.751	40.010	257.7	12:08:44.788
19		1:48.146	32.079	34.195	41.872	258.9	12:10:20.168	19		1:48.439	34.378	33.063	40.998	257.7	12:10:33.227
20		1:52.012 P	32.411	31.945	47.656	253.5	12:12:12.180	20		1:45.266	32.805	32.495	39.966	258.3	12:12:18.493
21		2:55.798	1:43.281	32.339	40.178		12:15:07.978	21		1:45.318	32.778	32.384	40.156	259.6	12:14:03.811
22		1:51.210 P	32.299	32.393	46.518	257.1	12:16:59.188	22		1:53.001	32.940	33.261	46.800	260.2	12:15:56.812
23								23		2:05.553 P	37.005	35.832	52.716	259.6	12:18:02.365

54							61								
Dexter Müller							Jean-Claude Saada								
Mercedes AMG GT3 EVO							Ferrari 296 GT3								
PROAM Yannick Mettler							PROAM Conrad Grunewald AF Corse								
Lap	D	Time	Sector 1	Sector 2	Sector 3	T. Spd	Elapsed	Lap	D	Time	Sector 1	Sector 2	Sector 3	T. Spd	Elapsed
1		11:21:17.968	11:20:05.107	33.472	39.389		11:21:17.968	1		11:20:01.451	11:18:50.179	31.942	39.330		11:20:01.451
2		2:39.996 P	34.693	48.353	1:16.950	251.1	11:23:57.964	2		1:53.870 P	32.291	32.538	49.041	260.2	11:21:55.321
3		6:52.445	5:41.409	32.095	38.941		11:30:50.409	3		5:24.609	4:10.220	31.799	42.590		11:27:19.930
4		1:43.446	32.801	32.010	38.635	256.5	11:32:33.855	4		1:43.080	32.200	31.636	39.244	258.3	11:29:03.010
5		1:42.871	32.316	31.782	38.773	255.3	11:34:16.726	5		1:43.169	32.192	31.775	39.202	260.2	11:30:46.179
6		1:42.830	32.200	31.746	38.884	257.7	11:35:59.556	6		1:42.871	32.330	31.582	38.959	258.9	11:32:29.050
7		1:53.272 P	32.270	31.849	49.153	255.3	11:37:52.828	7		1:50.319 P	32.101	31.638	46.580	258.3	11:34:19.369
8		4:21.669	3:04.766	37.780	39.123		11:42:14.497	8		4:11.798	2:58.151	33.078	40.569		11:38:31.167
9		1:42.949	32.185	31.700	39.064	255.9	11:43:57.446	9		1:50.069	34.087	35.377	40.605	254.1	11:40:21.236
10		1:46.190	34.955	32.190	39.045	254.1	11:45:43.636	10		1:54.433 P	33.995	32.810	47.628	251.7	11:42:15.669
11		1:53.309 P	32.216	31.959	49.134	256.5	11:47:36.945	11		3:45.432	2:33.752	32.146	39.534		11:46:01.101
12		4:53.673	3:40.823	32.938	39.912		11:52:30.618	12		1:44.935	32.724	32.376	39.835	256.5	11:47:46.036
13		1:46.495	33.545	33.110	39.840	252.9	11:54:17.113	13		1:44.878	33.089	32.395	39.394	257.1	11:49:30.914
14		1:45.525	33.281	32.613	39.631	253.5	11:56:02.638	14		1:44.622	32.830	32.292	39.500	255.3	11:51:15.536
15		1:46.569	33.234	32.735	40.600	255.9	11:57:49.207	15		1:44.296	32.806	32.125	39.365	255.9	11:52:59.832
16		1:55.306 P	33.929	33.731	47.646	250.5	11:59:44.513	16		1:43.740	32.370	32.060	39.310	257.1	11:54:43.572
17		3:31.902	2:19.312	32.154	40.436		12:03:16.415	17		1:52.773 P	32.963	33.093	46.717	257.7	11:56:36.345
18		1:46.303	33.194	33.667	39.442	254.1	12:05:02.718	18		4:19.250	3:06.464	32.945	39.841		12:00:55.595
19		1:47.291	32.856	32.823	41.612	254.7	12:06:50.009	19		1:43.730	32.000	32.007	39.723	257.1	12:02:39.325
20		1:44.091	32.838	32.189	39.064	255.9	12:08:34.100	20		1:42.767	32.159	31.718	38.890	257.7	12:04:22.092
21		1:46.548	32.518	32.877	41.153	257.1	12:10:20.648	21		1:42.373	32.069	31.541	38.763	257.7	12:06:04.465
22		1:50.506	34.772	34.523	41.211	242.1	12:12:11.154	22		2:06.287 P	47.594	32.264	46.429	257.7	12:08:10.752
23		1:46.519	33.440	32.290	40.789	250.0	12:13:57.673	23		4:15.640	3:03.399	32.370	39.871		12:12:26.392
24		1:44.010	32.926	31.816	39.268	254.7	12:15:41.683	24		1:43.995	32.023	31.824	40.148	261.5	12:14:10.387
25		1:44.551	32.873	32.035	39.643	255.9	12:17:26.234	25		1:43.090	32.183	31.532	39.375	260.2	12:15:53.477
26		1:53.661 P	34.060	32.428	47.173	254.7	12:19:19.895	26		1:44.941	32.345	33.057	39.539	260.2	12:17:38.418
								27		1:53.695 P	32.136	31.698	49.861	256.5	12:19:32.113





Autodromo Int. do Algarve
International GT Open
Private test - 1
Lap Analysis



63 Rolf Ineichen Lamborghini Huracan GT3 EVO2 **66** Stewart Proctor McLaren 720S GT3

PRO							PROAM							
Lap	D	Time	Sector 1	Sector 2	Sector 3	T. Spd	Lap	D	Time	Sector 1	Sector 2	Sector 3	T. Spd	Elapsed
1		11:19:19.232 P			11:19:19.232	11:19:19.232	1		11:27:51.605	11:26:35.989	34.719	40.897		11:27:51.605
2		3:48.910 P	2:18.121		11:23:08.142	11:23:08.142	2		1:50.694	34.852	33.213	42.629	228.3	11:29:42.299
3		5:02.253	3:45.884		11:28:10.395	11:28:10.395	3		1:48.092	33.163	33.146	41.783	257.7	11:31:30.391
4		1:44.154	32.749		11:29:54.549	254.1	4		1:46.122	33.145	32.984	39.993	257.1	11:33:16.513
5		1:43.562	32.515		11:31:38.111	257.1	5		2:05.668 P	37.270	37.609	50.789	241.0	11:35:22.181
6		1:47.572	32.315		11:33:25.683	257.7	6		5:54.070	4:42.366	32.327	39.377		11:41:16.251
7		1:46.913	32.443		11:35:12.596	254.7	7		1:42.859	32.301	31.747	38.811	254.7	11:42:59.110
8		1:43.895	32.469		11:36:56.491	254.1	8		1:42.472	31.911	31.770	38.791	257.1	11:44:41.582
9		1:49.173 P	32.431	31.983	44.759	254.1	9		1:42.472	31.911	31.770	38.791	257.1	11:46:24.054
10		4:02.873	2:49.029		4:47.632	11:42:48.537	10		1:50.130	32.513	33.095	44.522	260.2	11:48:14.184
11		1:51.375	32.587		6:39.007	254.1	11		1:42.861	32.075	31.728	39.058	257.7	11:49:57.045
12		1:43.136	32.179	31.818	39.139	254.1	12		1:42.727	31.963	31.798	38.966	257.1	11:51:39.772
13		1:51.703 P	32.286		2:30.842	257.1	13		1:50.043 P	32.057	31.815	46.171	258.9	11:53:29.815
14		3:44.594	2:31.217		6:15.436	11:51:59.345	14		3:41.819	2:25.972	33.980	41.867		11:57:11.634
15		1:46.441	33.484	32.506	40.451	251.1	15		1:51.090	34.390	35.275	41.425	255.3	11:59:02.724
16		2:20.585 P	42.219	39.805	58.561	171.9	16		1:50.397	33.771	33.952	42.674	252.9	12:00:53.121
17		4:40.533 P	2:55.311	43.558	1:01.664	12:00:46.904	17		1:48.080	33.621	32.895	41.564	254.1	12:02:41.201

AM							PROAM							
Lap	D	Time	Sector 1	Sector 2	Sector 3	T. Spd	Lap	D	Time	Sector 1	Sector 2	Sector 3	T. Spd	Elapsed
1		11:19:58.273	11:18:45.942	33.031	39.300	11:19:58.273	18		1:46.957	33.522	32.698	40.737	255.9	12:04:28.158
2		1:46.587	34.711	32.531	39.345	257.1	19		1:47.271	33.670	32.723	40.878	255.3	12:06:15.429
3		2:58.262 P	40.740	59.398	1:18.124	255.3	20		1:46.769	33.446	32.819	40.504	255.3	12:08:02.198
4		4:58.184	3:46.246	32.823	39.115	11:29:41.306	21		1:46.576	33.528	32.334	40.714	254.7	12:09:48.774
5		1:43.422	32.580	32.258	38.584	258.3	22		1:48.094	33.364	33.707	41.023	254.1	12:11:36.868
6		1:42.781	32.286	31.852	38.643	257.7	23		1:50.574	33.263	34.477	42.834	254.1	12:13:27.442
7		1:42.868	32.075	31.974	38.819	257.1	24		1:45.919	33.207	32.473	40.239	254.1	12:15:13.361
8		1:42.903	32.126	32.001	38.776	257.1	25		1:45.824	32.887	32.640	40.297	255.9	12:16:59.185
9		1:43.384	32.272	31.880	39.232	255.3	26		2:03.794 P	33.271	32.606	57.917	256.5	12:19:02.979

AM							PROAM							
Lap	D	Time	Sector 1	Sector 2	Sector 3	T. Spd	Lap	D	Time	Sector 1	Sector 2	Sector 3	T. Spd	Elapsed
1		11:19:58.273	11:18:45.942	33.031	39.300	11:19:58.273	69		11:58:12.919	11:56:53.902		11:58:12.919		11:58:12.919
2		1:46.587	34.711	32.531	39.345	257.1	2		1:52.341	35.562		12:00:05.260		12:00:05.260
3		2:58.262 P	40.740	59.398	1:18.124	255.3	3		1:52.201	35.010		12:01:57.461		12:01:57.461
4		4:58.184	3:46.246	32.823	39.115	11:29:41.306	4		1:51.005	34.740		12:03:48.466		12:03:48.466
5		1:43.422	32.580	32.258	38.584	258.3	5		1:49.597	34.713		12:05:38.063		12:05:38.063
6		1:42.781	32.286	31.852	38.643	257.7	6		1:49.602	34.385		12:07:27.665		12:07:27.665
7		1:42.868	32.075	31.974	38.819	257.1	7		1:49.426	34.313		12:09:17.091		12:09:17.091
8		1:42.903	32.126	32.001	38.776	257.1	8		1:48.764	34.456		12:11:05.855	236.3	12:11:05.855
9		1:43.384	32.272	31.880	39.232	255.3	9		1:49.703	34.305		12:12:55.558		12:12:55.558
10		1:43.907	32.444	32.056	39.407	254.1	10		1:48.583	34.464		12:14:44.141		12:14:44.141
11		1:50.056 P	33.040	32.097	44.919	254.7	11		2:00.445 P	34.157		12:16:44.586		12:16:44.586
12		3:57.295	2:43.154	33.811	40.330	11:45:47.922								
13		1:46.464	33.080	32.736	40.648	253.5								
14		1:44.630	33.071	32.159	39.400	252.9								
15		1:43.861	32.492	32.085	39.284	255.3								
16		1:44.993	32.472	32.458	40.063	255.9								
17		1:44.285	32.450	32.196	39.639	255.9								
18		1:50.243 P	32.615	32.097	45.531	256.5								
19		5:39.176	4:20.968	35.151	43.057	12:02:01.574								
20		1:45.789	32.167	32.796	40.826	255.9								
21		1:43.573	32.403	31.829	39.341	252.9								
22		1:43.474	32.279	31.866	39.329	256.5								
23		1:43.710	32.241	32.224	39.245	254.7								
24		1:44.450	32.470	32.171	39.809	254.7								
25		1:45.174	33.422	32.239	39.513	255.9								
26		1:51.893 P	32.602	32.055	47.236	256.5								





Autodromo Int. do Algarve
International GT Open
Private test - 1
Lap Analysis



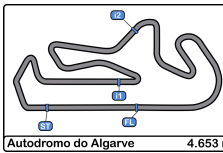
75 Filip Salaquarda Audi R8 LMS GT3 Evo II **88** Gino Forgione Ferrari 296 GT3

PROAM							Michele Rugolo							
Lap	D	Time	Sector 1	Sector 2	Sector 3	T. Spd	Lap	D	Time	Sector 1	Sector 2	Sector 3	T. Spd	Elapsed
1		11:20:26.292	11:19:13.735	32.905	39.652	252.3	1		11:20:16.862	11:18:56.702	36.400	43.760		11:20:16.862
2		2:25.401 P	34.658	33.163	1:17.580	257.1	2		2:07.810 P	36.537	34.721	56.552	223.1	11:22:24.672
3		5:46.820	4:33.141	33.713	39.966		3		5:10.135	3:54.838	34.034	41.263		11:27:34.807
4		1:44.633	32.921	32.404	39.308	256.5	4		1:52.157	33.775	34.378	44.004	257.7	11:29:26.964
5		1:47.248	32.770	35.150	39.328	258.9	5		1:44.803	33.085	32.419	39.299	259.6	11:31:11.767
6		1:44.406	32.689	32.184	39.533	256.5	6		1:43.736	32.511	32.012	39.213	259.6	11:32:55.503
7		1:44.280	32.744	32.036	39.500	257.1	7		1:43.562	32.436	31.885	39.241	258.9	11:34:39.065
8		1:54.632 P	33.526	32.962	48.144	256.5	8		1:43.718	32.301	32.011	39.406	259.6	11:36:22.783
9		4:25.426	3:06.784	36.200	42.442		9		1:44.416	32.570	32.108	39.738	257.7	11:38:07.199
10		1:48.892	34.583	33.322	40.987	254.1	10		1:49.725 P	32.271	32.050	45.404	257.7	11:39:56.924
11		1:49.522	34.206	33.365	41.951	251.1	11		4:11.289	2:56.501	33.649	41.139		11:44:08.213
12		1:47.847	33.695	33.436	40.716	254.7	12		1:50.181	33.731	33.243	43.207	255.9	11:45:58.394
13		1:46.123	33.364	32.812	39.947	256.5	13		1:46.651	32.911	32.613	41.127	258.9	11:47:45.045
14		1:46.955	33.932	32.825	40.198	256.5	14		1:47.647	33.360	32.749	41.538	255.9	11:49:32.692
15		2:00.131 P	35.362	33.409	51.360	257.1	15		1:46.791	33.151	32.485	41.155	258.3	11:51:19.483
16		6:17.968	5:03.412	34.113	40.443		16		1:53.814	38.542	34.623	40.649	260.8	11:53:13.297
17		1:45.635	33.080	32.489	40.066	255.3	17		1:45.312	33.025	32.184	40.103	259.6	11:54:58.609
18		1:45.607	32.813	32.955	39.839	257.1	18		1:46.741	33.206	32.908	40.627	260.2	11:56:45.350
19		1:49.123	33.115	32.896	43.112	257.1	19		1:55.728	35.806	35.889	44.033	233.7	11:58:41.078
20		1:44.562	32.841	32.167	39.554	257.1	20		1:56.763 P	34.175	33.925	48.663	251.7	12:00:37.841
21		1:46.696	34.111	32.745	39.840	258.3	21		3:46.223	2:32.626	33.771	39.826		12:04:24.064
22		1:44.651	32.723	32.296	39.632	258.3	22		1:43.097	32.262	31.907	38.928	260.2	12:06:07.161
23		1:44.885	32.626	32.251	40.008	255.9	23		1:43.855	32.196	31.805	39.854	261.5	12:07:51.016
24		1:54.108 P	33.008	33.288	47.812	257.1	24		1:42.909	32.174	31.783	38.952	260.2	12:09:33.925

77 Al Faisal Al Zubair Mercedes AMG GT3 EVO

PRO							Morten Strömsted							
Lap	D	Time	Sector 1	Sector 2	Sector 3	T. Spd	Lap	D	Time	Sector 1	Sector 2	Sector 3	T. Spd	Elapsed
1		11:20:03.832	11:18:46.856	34.479	42.497		1		12:08:30.560	12:07:18.902	32.467	39.191		12:08:30.560
2		1:55.926 P	32.228	31.762	51.936	257.7	2		1:47.618	32.857	34.216	40.545	254.7	12:10:18.178
3		7:11.868	6:01.005	32.009	38.854		3		1:44.426	32.774	32.432	39.220	253.5	12:12:02.604
4		1:41.793	31.882	31.572	38.339	257.1	4		1:44.237	32.583	32.577	39.077	254.7	12:13:46.841
5		1:43.490	31.862	31.484	40.144	259.6	5		1:44.667	32.716	32.651	39.300	255.3	12:15:31.508
6		1:42.008	32.011	31.269	38.728	257.7	6		1:44.491	32.822	32.307	39.362	254.7	12:17:15.999
7		1:50.102 P	32.513	32.342	45.247	258.3	7		1:51.481 P	32.990	32.337	46.154	253.5	12:19:07.480
8		4:35.500	3:23.494	32.428	39.578									
9		1:42.321	31.988	31.570	38.763	254.1								
10		1:46.940	31.889	34.018	41.033	257.7								
11		1:43.429	32.112	31.189	40.128	255.9								
12		1:52.658 P	32.210	31.827	48.621	257.7								
13		4:15.731	3:01.340	32.981	41.410									
14		1:44.722	33.123	32.034	39.565	257.1								
15		1:44.292	33.059	31.945	39.288	257.7								
16		1:44.150	32.747	31.992	39.411	258.9								
17		1:45.627	32.253	32.254	41.120	259.6								
18		1:45.124	32.656	33.224	39.244	255.3								
19		1:42.724	32.164	31.564	38.996	257.7								
20		1:43.172	32.172		2:22.168	257.1								
21		1:42.557	32.184	31.502	38.871	258.9								
22		1:45.318	32.289	33.506	39.523	259.6								
23		1:43.395	32.312	31.671	39.412	257.1								
24		1:43.094	32.273	31.710	39.111	257.7								
25		1:44.602	32.544	31.988	40.070	257.1								
26		1:43.344	32.296	31.617	39.431	257.7								
27		1:51.965 P	32.893	32.207	46.865	258.9								





Autodromo Int. do Algarve
International GT Open
Private test - 1
Lap Analysis



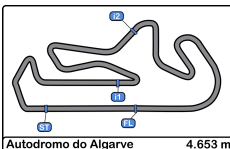
96 Lukas Dunner Mercedes AMG GT3 EVO **777** Marcin Jedlinski Audi R8 LMS GT3 Evo II

PRO Charles Bateman						Team Motopark PROAM Karol Basz						Olimp Racing			
Lap	D	Time	Sector 1	Sector 2	Sector 3	T. Spd	Elapsed	Lap	D	Time	Sector 1	Sector 2	Sector 3	T. Spd	Elapsed
1		11:22:00.988 P	11:20:36.367	32.989	51.632		11:22:00.988	1		11:38:32.617	11:37:14.011	34.488	44.118		11:38:32.617
2		5:40.706	4:28.052	33.294	39.360		11:27:41.694	2		1:49.182	33.816	33.297	42.069	255.3	11:40:21.799
3		1:43.760	32.748	32.038	38.974	252.3	11:29:25.454	3		1:48.135	34.109	33.464	40.562	245.4	11:42:09.934
4		1:42.556	32.378	31.620	38.558	254.7	11:31:08.010	4		1:58.656 P	33.485	32.604	52.567	257.1	11:44:08.590
5		1:48.181 P	32.283	31.562	44.336	255.3	11:32:56.191	5		3:42.808	2:29.814	32.897	40.097		11:47:51.398
6		3:34.355	2:21.830	32.770	39.755		11:36:30.546	6		1:45.166	32.888	32.295	39.983	260.2	11:49:36.564
7		1:46.577	33.450	32.870	40.257	252.3	11:38:17.123	7		1:44.768	32.618	32.154	39.996	260.2	11:51:21.332
8		1:44.816	32.862	32.571	39.383	254.7	11:40:01.939	8		1:50.235	37.239	33.093	39.903	259.6	11:53:11.567
9		1:44.268	32.835	32.191	39.242	254.1	11:41:46.207	9		1:43.935	32.585	31.937	39.413	260.2	11:54:55.502
10		1:44.794	32.841	32.340	39.613	254.7	11:43:31.001	10		1:44.178	32.542	32.219	39.417	262.1	11:56:39.680
11		1:56.008 P	32.721	33.015	50.272	251.7	11:45:27.009	11		1:44.474	32.666	32.355	39.453	262.1	11:58:24.154
12		5:14.111	4:03.213	32.232	38.666		11:50:41.120	12		1:45.613	33.870	32.332	39.411	260.8	12:00:09.767
13		1:43.307	32.479	32.114	38.714	255.9	11:52:24.427	13		1:45.973	33.033	32.502	40.438	262.1	12:01:55.740
14		1:43.191	32.189	31.763	39.239	255.3	11:54:07.618	14		1:58.236 P	32.574	34.375	51.287	260.2	12:03:53.976
15		1:43.044	32.080	31.862	39.102	256.5	11:55:50.662	15		3:11.947	2:01.636	31.761	38.550		12:07:05.923
16		1:43.455	32.063	31.987	39.405	257.1	11:57:34.117	16		1:41.868	32.026	31.450	38.392	260.8	12:08:47.791
17		1:53.432 P	32.250	32.748	48.434	256.5	11:59:27.549	17		1:43.401	32.245		2:21.793	262.7	12:10:31.192
18		6:14.140	5:01.568	31.922	40.650		12:05:41.689	18		1:41.725	31.950	31.282	38.493	260.8	12:12:12.917
19		1:42.307	32.180	31.736	38.391	255.9	12:07:23.996	19		1:51.226 P	33.138		2:29.719	262.1	12:14:04.143
20		1:42.147	31.924	31.360	38.863	256.5	12:09:06.143	786 Kiki Sak Nana Mercedes AMG GT3 EVO							
21		1:41.618	31.926	31.271	38.421	253.5	12:10:47.761	AM Adam Osieka GetSpeed							
22		1:41.674	31.972	31.322	38.380	255.3	12:12:29.435	Lap D Time Sector 1 Sector 2 Sector 3 T. Spd Elapsed							
23		1:47.747 P	32.311	31.437	43.999	258.9	12:14:17.182	1		11:29:26.293 P	11:16:58.364	33.746	11:54.183		11:29:26.293

108 Ameerh Naran Mercedes AMG GT3 EVO

PROAM Tom Jackson						Vimana by GetSpeed									
Lap	D	Time	Sector 1	Sector 2	Sector 3	T. Spd	Elapsed	Lap	D	Time	Sector 1	Sector 2	Sector 3	T. Spd	Elapsed
1		11:20:22.329	11:19:06.504	34.371	41.454		11:20:22.329	1		11:29:26.293 P	11:16:58.364	33.746	11:54.183		11:29:26.293
2		2:04.872 P	35.540	32.296	57.036	248.2	11:22:27.201	2		27:09.142	25:55.677	32.459	41.006		11:56:35.435
3		5:29.465	4:15.350	32.870	41.245		11:27:56.666	3		1:44.065	32.519	32.686	38.860	254.1	11:58:19.500
4		1:46.235	33.134	33.201	39.900	254.1	11:29:42.901	4		1:44.134	32.647	32.101	39.386	254.1	12:00:03.634
5		1:49.463	32.959	33.193	43.311	256.5	11:31:32.364	5		1:43.689	32.342	32.043	39.304	254.7	12:01:47.323
6		1:45.266	33.101	32.294	39.871	254.1	11:33:17.630	6		1:43.911	32.575	31.993	39.343	256.5	12:03:31.234
7		1:51.088	34.008	32.067	45.013	254.1	11:35:08.718	7		1:51.158 P	32.600	32.911	45.647	255.3	12:05:22.392
8		1:44.411	32.643	32.059	39.709	252.3	11:36:53.129	8		3:30.492	2:12.180	32.544	45.768		12:08:52.884
9		1:50.261 P	32.930	31.911	45.420	252.9	11:38:43.390	9		1:47.473	32.544	33.800	41.129	253.5	12:10:40.357
10		10:21.447	8:50.418	42.314	48.715		11:49:04.837	10		1:44.388	32.799	32.362	39.227	255.3	12:12:24.745
11		2:13.817	45.249		3:02.532	206.5	11:51:18.654	11		1:43.873	32.381	32.150	39.342	255.9	12:14:08.618
12		2:11.433	41.218	42.115	48.100	247.7	11:53:30.087	12		1:44.487	32.457	32.409	39.621	256.5	12:15:53.105
13		2:06.532	37.077	41.428	48.027	249.4	11:55:36.619	13		1:46.757	32.599	33.536	40.622	255.9	12:17:39.862
14		2:03.099	37.574	37.691	47.834	251.1	11:57:39.718	14		1:53.383 P	32.931	33.343	47.109	254.7	12:19:33.245
15		2:02.723	36.870	39.555	46.298	246.5	11:59:42.441								
16		2:04.556	39.488	40.026	45.042	247.7	12:01:46.997								
17		2:05.185	38.024	39.325	47.836	223.1	12:03:52.182								
18		1:59.121	36.791	37.005	45.325	250.0	12:05:51.303								
19		2:23.879 P	37.363	38.284	1:08.232	248.8	12:08:15.182								
20		2:48.854 P	1:05.739	41.464	1:01.651		12:11:04.036								
21		5:34.822	4:08.955	38.558	47.309		12:16:38.858								
22		2:21.894 P	41.072	39.936	1:00.886	241.0	12:19:00.752								





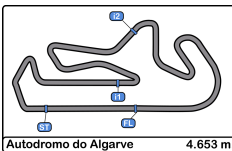
Autodromo Int. do Algarve
International GT Open
Private test - 1
Best Sectors Results



Autodromo do Algarve 4.653 m.

Sector - 1			Sector - 2			Sector - 3			Ideal Lap vs Best Lap		
Clas	Nº Driver	Time	Nº Driver	Time	Nº Driver	Time	Clas	Nº Driver	Ideal Lap	Best Lap	Clas
1	51 Marinangeli - Abril	31.772	77 Faisal Al Zubair - Grenier	31.189	17 Menchaca - Siebert	38.320	1	77 Faisal Al Zubair - Grenier	1:41.390	1:41.793	4
2	77 Faisal Al Zubair - Grenier	31.862	96 Dunner - Bateman	31.271	77 Faisal Al Zubair - Grenier	38.339	2	96 Dunner - Bateman	1:41.575	1:41.618	1
3	27 Pulcini - Cheever III	31.871	777 Jedlinski - Basz	31.282	96 Dunner - Bateman	38.380	3	17 Menchaca - Siebert	1:41.613	1:41.681	2
4	9 Bartone - Schiller	31.888	17 Menchaca - Siebert	31.357	777 Jedlinski - Basz	38.392	4	777 Jedlinski - Basz	1:41.624	1:41.725	3
5	66 Proctor - Proctor	31.893	10 Deledda - Pepper	31.422	9 Bartone - Schiller	38.415	5	9 Bartone - Schiller	1:41.837	1:41.918	5
6	96 Dunner - Bateman	31.924	51 Marinangeli - Abril	31.423	20 Baumann - Pitamber	38.438	6	51 Marinangeli - Abril	1:41.870	1:42.068	6
7	16 Hahn - Khodair	31.924	1 Reicher - Haase	31.496	23 Haugen - Ruberti	38.507	7	20 Baumann - Pitamber	1:42.087	1:42.399	10
8	17 Menchaca - Siebert	31.936	24 Borodin - Webb	31.503	12 Hash - Fontana	38.560	8	27 Pulcini - Cheever III	1:42.117	1:42.230	7
9	777 Jedlinski - Basz	31.950	61 Saada - Grunewald	31.532	65 Neumann - Rumpfkeil	38.584	9	55 De Meeus - Stanley	1:42.166	1:42.251	8
10	55 De Meeus - Stanley	31.968	9 Bartone - Schiller	31.534	55 De Meeus - Stanley	38.616	10	61 Saada - Grunewald	1:42.295	1:42.373	9
11	61 Saada - Grunewald	32.000	27 Pulcini - Cheever III	31.541	54 Müller - Mettler	38.635	11	10 Deledda - Pepper	1:42.326	1:42.658	15
12	5 Jedlinski - Korzeniowski	32.044	20 Baumann - Pitamber	31.545	51 Marinangeli - Abril	38.675	12	12 Hash - Fontana	1:42.395	1:42.866	21
13	65 Neumann - Rumpfkeil	32.075	55 De Meeus - Stanley	31.582	27 Pulcini - Cheever III	38.705	13	66 Proctor - Proctor	1:42.410	1:42.472	13
14	12 Hash - Fontana	32.085	16 Hahn - Khodair	31.672	15 Bergström - Menzel	38.717	14	1 Reicher - Haase	1:42.439	1:42.439	11
15	23 Haugen - Ruberti	32.101	6 Pierburg - Walker	31.681	24 Borodin - Webb	38.747	15	24 Borodin - Webb	1:42.439	1:42.461	12
16	20 Baumann - Pitamber	32.104	54 Müller - Mettler	31.700	61 Saada - Grunewald	38.763	16	65 Neumann - Rumpfkeil	1:42.488	1:42.781	18
17	1 Reicher - Haase	32.138	66 Proctor - Proctor	31.728	10 Deledda - Pepper	38.765	17	23 Haugen - Ruberti	1:42.496	1:42.496	14
18	10 Deledda - Pepper	32.139	12 Hash - Fontana	31.750	66 Proctor - Proctor	38.789	18	16 Hahn - Khodair	1:42.500	1:42.750	16
19	15 Bergström - Menzel	32.155	88 Forgione - Rugolo	31.783	1 Reicher - Haase	38.805	19	54 Müller - Mettler	1:42.520	1:42.830	20
20	88 Forgione - Rugolo	32.174	15 Bergström - Menzel	31.806	786 Sak Nana - Osieka	38.860	20	15 Bergström - Menzel	1:42.678	1:42.818	19
21	63 Ineichen - Pulcini	32.179	63 Ineichen - Pulcini	31.818	16 Hahn - Khodair	38.904	21	88 Forgione - Rugolo	1:42.885	1:42.909	22
22	54 Müller - Mettler	32.185	65 Neumann - Rumpfkeil	31.829	88 Forgione - Rugolo	38.928	22	6 Pierburg - Walker	1:42.954	1:43.339	24
23	24 Borodin - Webb	32.189	23 Haugen - Ruberti	31.888	6 Pierburg - Walker	39.029	23	63 Ineichen - Pulcini	1:43.136	1:43.136	23
24	6 Pierburg - Walker	32.244	108 Naran - Jackson	31.911	95 Strömsted - Ikin	39.077	24	786 Sak Nana - Osieka	1:43.195	1:43.689	25
25	19 Moretti - Petrov	32.291	786 Sak Nana - Osieka	31.993	63 Ineichen - Pulcini	39.139	25	19 Moretti - Petrov	1:43.686	1:43.983	26
26	786 Sak Nana - Osieka	32.342	19 Moretti - Petrov	32.003	75 Salaquarda - Milota	39.308	26	95 Strömsted - Ikin	1:43.967	1:44.237	27
27	95 Strömsted - Ikin	32.583	75 Salaquarda - Milota	32.036	19 Moretti - Petrov	39.392	27	75 Salaquarda - Milota	1:43.970	1:44.280	28
28	25 Cozzi - Sernagiotto	32.598	95 Strömsted - Ikin	32.307	25 Cozzi - Sernagiotto	39.546	28	108 Naran - Jackson	1:44.263	1:44.411	29
29	75 Salaquarda - Milota	32.626	25 Cozzi - Sernagiotto	32.308	7 Mardini - van der Helm	39.650	29	25 Cozzi - Sernagiotto	1:44.452	1:44.480	30
30	108 Naran - Jackson	32.643	7 Mardini - van der Helm	32.583	108 Naran - Jackson	39.709	30	7 Mardini - van der Helm	1:45.416	1:45.416	31
31	7 Mardini - van der Helm	33.183	5 Jedlinski - Korzeniowski	Transpond	5 Jedlinski - Korzeniowski	Transpond	31	5 Jedlinski - Korzeniowski	Transpon	1:42.755	17
32	8 Giuseppe Cipriani	33.221	8 Giuseppe Cipriani	Transpond	8 Giuseppe Cipriani	Transpond	32	8 Giuseppe Cipriani	Transpon	1:45.973	32
33	69 Blanchemain - Pla	34.157	69 Blanchemain - Pla	Transpond	69 Blanchemain - Pla	Transpond	33	69 Blanchemain - Pla	Transpon	1:48.583	33



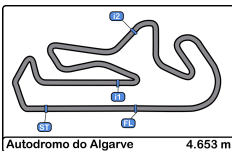


Autodromo Int. do Algarve
International GT Open
Private test - 1
Best 5 Lap Times



Cl	N°	Entrant/Team	Nat	Driver 1	Nat	Driver 2	Nat	Vehicle	Cat	Cl	Best 1		Best 2		Best 3		Best 4		Best 5	
											Time	Lap	Time	Lap	Time	Lap	Time	Lap	Time	Lap
1	96	Team Motopark	DEU	Lukas Dunner	AUT	Charles Bateman	GBR	Mercedes AMG GT3 EVO	PRO	1	1:41.618	21	1:41.674	22	1:42.147	20	1:42.307	19	1:42.556	4
2	17	Team Motopark	DEU	Diego Menchaca	MEX	Marcos Siebert	ARG	Mercedes AMG GT3 EVO	PRO	2	1:41.681	23	1:41.909	24	1:41.961	21	1:42.111	22	1:42.153	11
3	777	Olimp Racing	POL	Marcin Jedlinski	POL	Karol Basz	POL	Audi R8 LMS GT3 Evo II	PROAM	1	1:41.725	18	1:41.868	16	1:43.401	17	1:43.935	9	1:44.178	10
4	77	AlManar Racing by GetSpeed	OMN	Al Faisal Al Zubair	OMN	Mikaël Grenier	CHD	Mercedes AMG GT3 EVO	PRO	3	1:41.793	4	1:42.008	6	1:42.321	9	1:42.557	21	1:42.724	19
5	9	GetSpeed	DEU	Anthony Bartone	USA	Fabian Schiller	DEU	Mercedes AMG GT3 EVO	PRO	4	1:41.918	12	1:42.140	11	1:43.067	6	1:43.294	25	1:43.591	24
6	51	Spirit of Race	CHE	Nicola Marinangeli	ITA	Vicent Abril	ITA	Ferrari 296 GT3	PRO	5	1:42.068	10	1:42.341	5	1:42.667	18	1:42.711	4	1:43.192	17
7	27	Spirit of Race	CHE	Marco Pulcini	ITA	Eddie Cheever III	ITA	Ferrari 296 GT3	PROAM	2	1:42.230	8	1:42.904	7	1:43.266	23	1:43.267	22	1:43.502	2
8	55	AF Corse	ITA	Laurent De Meeus	BEL	Jamie Stanley	GBR	Ferrari 488 GT3 MY 2020	PROAM	3	1:42.251	11	1:42.627	9	1:43.341	5	1:43.848	4	1:44.114	3
9	61	AF Corse	ITA	Jean-Claude Saada	USA	Conrad Grunewald	USA	Ferrari 296 GT3	PROAM	4	1:42.373	21	1:42.767	20	1:42.871	6	1:43.080	4	1:43.090	25
10	20	SPS Automotive Performance	DEU	Dominik Baumann	AUT	Mikaeel Pitamber	ZAF	Mercedes AMG GT3 EVO	PRO	6	1:42.399	21	1:42.414	5	1:42.513	20	1:42.734	17	1:42.897	3
11	1	Eastalent Racing	AUT	Simon Reicher	AUT	Christopher Haase	DEU	Audi R8 LMS GT3 Evo II	PRO	7	1:42.439	5	1:43.078	6	1:43.122	3	1:43.781	2	1:43.781	22
12	24	Greystone GT	GBR	Andrey Borodin	IND	Oliver Webb	GBR	McLaren 720s GT3 Evo	PROAM	5	1:42.461	4	1:42.851	5	1:43.177	3	1:43.937	6	1:44.811	2
13	66	Greystone GT	GBR	Stewart Proctor	GBR	Lewis Proctor	GBR	McLaren 720S GT3	PROAM	6	1:42.472	8	1:42.472	9	1:42.727	12	1:42.859	7	1:42.861	11
14	23	Pellin Racing	ITA	Thor Haugen	USA	Paolo Ruberti	ITA	Ferrari 488 GT3 2020	PROAM	7	1:42.496	2	1:48.382	15	1:48.478	14	1:49.114	17	1:49.346	13
15	10	Oregon Team	ITA	Alessio Deledda	ITA	Jordan Pepper	ZAF	Lamborghini Huracan GT3 EVO2	PRO	8	1:42.658	13	1:42.769	5	1:43.008	12	1:43.025	11	1:43.044	8
16	16	AF Corse	ITA	Marcelo Hahn	BRA	Allam Khodair	BRA	Ferrari 296 GT3	PROAM	8	1:42.750	18	1:42.783	17	1:42.919	16	1:43.401	6	1:43.429	5
17	5	Olimp Racing	POL	Stanislaw Jedlinski	POL	Krystian Korzeniowski	POL	Ferrari 296 GT3	AM	1	1:42.755	22	1:42.962	23	1:43.108	21	1:43.771	7	1:43.924	5
18	65	Team Motopark	DEU	Heiko Neumann	DEU	Timo Rumpfkeil	DEU	Mercedes AMG GT3 EVO	AM	2	1:42.781	6	1:42.868	7	1:42.903	8	1:43.384	9	1:43.422	5
19	15	Car Collection Motorsport	DEU	Gustav Bergström	SWE	Nico Menzel	DEU	Porsche 911 GT3 R (992)	PRO	9	1:42.818	26	1:43.032	24	1:43.281	5	1:43.471	23	1:43.520	2
20	54	CBRX by SPS	DEU	Dexter Müller	CHE	Yannick Mettler	CHE	Mercedes AMG GT3 EVO	PROAM	9	1:42.830	6	1:42.871	5	1:42.949	9	1:43.446	4	1:44.010	24
21	12	Car Collection Motorsport	DEU	Hash	USA	Alex Fontana	CHE	Porsche 911 GT3 R (992)	PROAM	10	1:42.866	13	1:42.897	11	1:43.708	7	1:43.911	4	1:44.003	6
22	88	Spirit of Race	CHE	Gino Forgione	CHE	Michele Rugolo	ITA	Ferrari 296 GT3	PROAM	11	1:42.909	24	1:43.097	22	1:43.151	25	1:43.562	7	1:43.718	8
23	63	Oregon Team	ITA	Rolf Ineichen	CHE	Leonardo Pulcini	ITA	Lamborghini Huracan GT3 EVO2	PRO	10	1:43.136	12	1:43.562	5	1:43.895	8	1:44.154	4	1:46.441	15
24	6	GetSpeed	DEU	Valentin Pierburg	DEU	Aaron Walker	GBR	Mercedes AMG GT3 EVO	PROAM	12	1:43.339	10	1:43.436	25	1:43.553	9	1:43.598	26	1:43.603	8
25	786	GetSpeed	DEU	Kiki Sak Nana	THA	Adam Osieka	DEU	Mercedes AMG GT3 EVO	AM	3	1:43.689	5	1:43.873	11	1:43.911	6	1:44.065	3	1:44.134	4
26	19	Oregon Team	ITA	Marzio Moretti	ITA	Artem Petrov	ISR	Lamborghini Huracan GT3 EVO2	PRO	11	1:43.983	19	1:44.279	11	1:44.284	18	1:44.378	22	1:44.559	23
27	95	Team Motopark	DEU	Morten Strömsted	DNK	Thomas Ikin	GBR	Mercedes AMG GT3 EVO	PROAM	13	1:44.237	4	1:44.426	3	1:44.491	6	1:44.667	5	1:47.618	2
28	75	ISR Racing	CZE	Filip Salaquarda	CZE	Libor Milota	CZE	Audi R8 LMS GT3 Evo II	PROAM	14	1:44.280	7	1:44.406	6	1:44.562	20	1:44.633	4	1:44.651	22
29	108	Vimana by GetSpeed	DEU	Ameerh Naran	ZWE	Tom Jackson	GBR	Mercedes AMG GT3 EVO	PROAM	15	1:44.411	8	1:45.266	6	1:46.235	4	1:49.463	5	1:50.261	9
30	25	AF Corse	ITA	Alessandro Cozzi	ITA	Giorgio Sernagiotto	ITA	Ferrari 296 GT3	PROAM	16	1:44.480	9	1:44.594	8	1:45.522	7	1:49.805	4	1:51.737	6
31	7	Car Collection Motorsport	DEU	Bashar Mardini	CAN	Tijmen van der Helm	AUS	Porsche 911 GT3 R (992)	PROAM	17	1:45.416	22	1:46.424	8	1:46.596	21	1:46.916	7	1:46.994	20
32	8	Il Barone Rampante	ITA	Giuseppe Cipriani	ITA		BRA	Lamborghini Huracan GT3 EVO	AM	4	1:45.973	13	1:46.158	12	1:47.569	10	1:49.456	11	1:50.021	9
33	69	Scuderia Villorba Corse	ITA	Michael Blanchemain	BRA	Jim Pla	FRA	Mercedes AMG GT3 EVO	PROAM	18	1:48.583	10	1:48.764	8	1:49.426	7	1:49.597	5	1:49.602	6



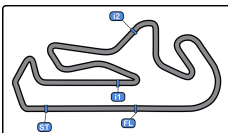


Autodromo Int. do Algarve
International GT Open
Private test - 1
Best 5 Top Speeds



Cl	N°	Entrant/Team	Nat	Driver 1	Nat	Driver 2	Nat	Vehicle	Cat	Cl	Top 1		Top 2		Top 3		Top 4		Top 5		Avg
											Km/h	Lap	Km/h	Lap	Km/h	Lap	Km/h	Lap	Km/h	Lap	
1	55	AF Corse	ITA	Laurent De Meeus	BEL	Jamie Stanley	GBR	Ferrari 488 GT3 MY 2020	PROAM	1	264.0	12	262.1	6	261.5	5	260.2	4	260.2	10	261.6
2	17	Team Motopark	DEU	Diego Menchaca	MEX	Marcos Siebert	ARG	Mercedes AMG GT3 EVO	PRO	1	262.7	19	260.8	15	260.8	18	260.8	22	260.2	12	261.1
3	777	Olimp Racing	POL	Marcin Jedlinski	POL	Karol Basz	POL	Audi R8 LMS GT3 Evo II	PROAM	2	262.7	17	262.1	10	262.1	11	262.1	13	262.1	19	262.2
4	1	Eastalent Racing	AUT	Simon Reicher	AUT	Christopher Haase	DEU	Audi R8 LMS GT3 Evo II	PRO	2	262.1	4	260.8	11	260.8	14	260.2	3	260.2	13	260.8
5	61	AF Corse	ITA	Jean-Claude Saada	USA	Conrad Grunewald	USA	Ferrari 296 GT3	PROAM	3	261.5	24	260.2	2	260.2	5	260.2	25	260.2	26	260.4
6	88	Spirit of Race	CHE	Gino Forgione	CHE	Michele Rugolo	ITA	Ferrari 296 GT3	PROAM	4	261.5	23	260.8	16	260.2	18	260.2	22	260.2	24	260.6
7	9	GetSpeed	DEU	Anthony Bartone	USA	Fabian Schiller	DEU	Mercedes AMG GT3 EVO	PRO	3	260.2	13	258.3	10	257.7	6	257.7	7	257.7	12	258.3
8	12	Car Collection Motorsport	DEU	Hash	USA	Alex Fontana	CHE	Porsche 911 GT3 R (992)	PROAM	5	260.2	6	260.2	8	260.2	14	259.6	5	259.6	12	259.9
9	66	Greystone GT	GBR	Stewart Proctor	GBR	Lewis Proctor	GBR	McLaren 720S GT3	PROAM	6	260.2	10	258.9	13	257.7	3	257.7	11	257.1	4	258.3
10	16	AF Corse	ITA	Marcelo Hahn	BRA	Allam Khodair	BRA	Ferrari 296 GT3	PROAM	7	259.6	7	258.9	5	258.9	6	258.9	21	258.3	2	258.9
11	24	Greystone GT	GBR	Andrey Borodin	ITA	Oliver Webb	GBR	McLaren 720s GT3 Evo	PROAM	8	259.6	6	258.9	5	258.3	4	257.7	2	257.7	3	258.4
12	27	Spirit of Race	CHE	Marco Pulcini	ITA	Eddie Cheever III	ITA	Ferrari 296 GT3	PROAM	9	259.6	7	258.9	3	258.9	9	258.3	5	258.3	6	258.8
13	51	Spirit of Race	CHE	Nicola Marinangeli	ITA	Vicent Abril	FRA	Ferrari 296 GT3	PRO	4	259.6	4	259.6	14	258.9	5	258.9	6	258.9	15	259.2
14	77	AlManar Racing by GetSpeed	OMN	Al Faisal Al Zubair	OMN	Mikaël Grenier	CND	Mercedes AMG GT3 EVO	PRO	5	259.6	5	259.6	17	259.6	22	258.9	16	258.9	21	259.3
15	10	Oregon Team	ITA	Alessio Deledda	AUT	Jordan Pepper	ZAF	Lamborghini Huracan GT3 EVO2	PRO	6	258.9	14	258.3	6	257.7	13	257.1	7	256.5	8	257.7
16	20	SPS Automotive Performance	DEU	Dominik Baumann	AUT	Mikaeel Pitamber	ZAF	Mercedes AMG GT3 EVO	PRO	7	258.9	18	258.3	12	258.3	16	258.3	17	258.3	20	258.4
17	75	ISR Racing	CZE	Filip Salaquarda	CZE	Libor Milota	CZE	Audi R8 LMS GT3 Evo II	PROAM	10	258.9	5	258.3	21	258.3	22	257.1	2	257.1	7	258.0
18	96	Team Motopark	DEU	Lukas Dunner	AUT	Charles Bateman	GBR	Mercedes AMG GT3 EVO	PRO	8	258.9	23	257.1	16	256.5	15	256.5	17	256.5	20	257.1
19	5	Olimp Racing	POL	Stanislaw Jedlinski	POL	Krystian Korzeniewski	POL	Ferrari 296 GT3	AM	1	258.3	21	257.7	3	256.5	20	255.3	14	237.8	10	253.1
20	15	Car Collection Motorsport	DEU	Gustav Bergström	SWE	Nico Menzel	DEU	Porsche 911 GT3 R (992)	PRO	9	258.3	6	257.7	19	257.7	24	257.1	2	257.1	15	257.6
21	65	Team Motopark	DEU	Heiko Neumann	DEU	Timo Rumpfkeil	DEU	Mercedes AMG GT3 EVO	AM	2	258.3	5	257.7	6	257.1	2	257.1	7	257.1	8	257.5
22	23	Pellin Racing	ITA	Thor Haugen	USA	Paolo Ruberti	ITA	Ferrari 488 GT3 2020	PROAM	11	257.7	3	255.9	2	253.5	17	252.9	18	251.7	13	254.3
23	25	AF Corse	ITA	Alessandro Cozzi	ITA	Giorgio Sernagiotto	ITA	Ferrari 296 GT3	PROAM	12	257.7	5	257.7	9	256.5	7	255.9	10	255.3	8	256.6
24	54	CBRX by SPS	DEU	Dexter Müller	CHE	Yannick Mettler	CHE	Mercedes AMG GT3 EVO	PROAM	13	257.7	6	257.1	21	256.5	4	256.5	11	255.9	9	256.7
25	63	Oregon Team	ITA	Rolf Ineichen	CHE	Leonardo Pulcini	ITA	Lamborghini Huracan GT3 EVO2	PRO	10	257.7	6	257.1	5	257.1	13	254.7	7	254.1	4	256.1
26	19	Oregon Team	ITA	Marzio Moretti	ITA	Artem Petrov	ISR	Lamborghini Huracan GT3 EVO2	PRO	11	257.1	20	257.1	26	255.9	14	255.9	19	255.9	24	256.4
27	6	GetSpeed	DEU	Valentin Pierburg	DEU	Aaron Walker	GBR	Mercedes AMG GT3 EVO	PROAM	14	256.5	20	256.5	28	255.9	6	255.9	18	255.3	26	256.0
28	7	Car Collection Motorsport	DEU	Bashar Mardini	CAN	Tijmen van der Helm	NLD	Porsche 911 GT3 R (992)	PROAM	15	256.5	23	255.9	5	255.9	22	255.3	3	255.3	9	255.8
29	8	Il Barone Rampante	ITA	Giuseppe Cipriani	ITA		GBR	Lamborghini Huracan GT3 EVO	AM	3	256.5	13	255.9	12	252.9	10	252.3	11	246.0	8	252.7
30	108	Vimana by GetSpeed	DEU	Ameerh Naran	SWE	Tom Jackson	GBR	Mercedes AMG GT3 EVO	PROAM	16	256.5	5	254.1	4	254.1	6	254.1	7	252.9	9	254.3
31	786	GetSpeed	DEU	Kiki Sak Nana	ITA	Adam Osieka	DEU	Mercedes AMG GT3 EVO	AM	4	256.5	6	256.5	12	255.9	11	255.9	13	255.3	7	256.0
32	95	Team Motopark	DEU	Morten Strömsted	DNK	Thomas Ikin	GBR	Mercedes AMG GT3 EVO	PROAM	17	255.3	5	254.7	2	254.7	4	254.7	6	253.5	3	254.5
33	69	Scuderia Villorba Corse	ITA	Michael Blanchemain	FRA	Jim Pla	FRA	Mercedes AMG GT3 EVO	PROAM	18	236.3	8									236.3





Autodromo Int. do Algarve

International GT Open

Private test - 1

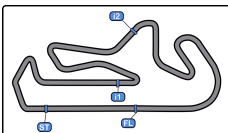
Fastest Laps Sequence

Autodromo do Algarve 4.653 m.



Lap	Time of Day	Session Time	Nº Entrant/Team	Nat	Driver 1	Nat	Driver 2	Nat	Vehicle	Cat	Time	Km/h
2	11:20:36.241	4:36.241	5 Olimp Racing		Stanislaw Jedlinski		Krystian Korzeniowski		Ferrari 296 GT3	AM	1:44.591	160.1
2	11:21:11.034	5:11.034	27 Spirit of Race		Marco Pulcini		Eddie Cheever III		Ferrari 296 GT3	PROAM	1:43.502	161.8
2	11:21:21.913	5:21.913	23 Pellin Racing		Thor Haugen		Paolo Ruberti		Ferrari 488 GT3 2020	PROAM	1:42.496	163.4
4	11:30:53.419	14:53.419	77 AlManar Racing by GetSpeed		Al Faisal Al Zubair		Mikaël Grenier		Mercedes AMG GT3 EVO	PRO	1:41.793	164.5
21	12:10:47.761	54:47.761	96 Team Motopark		Lukas Dunner		Charles Bateman		Mercedes AMG GT3 EVO	PRO	1:41.618	164.8





Autodromo Int. do Algarve

International GT Open

Private test - 1

Event Best Maximum Speed

Autodromo do Algarve 4.653 m.

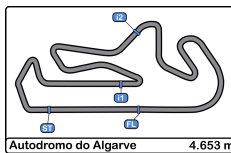


Nº	Entrant/Team	Nat	Driver 1	Nat	Driver 2	Nat	Vehicle	Cat	Km/h	Session
55	AF Corse	ITA	Laurent De Meeus	BEL	Jamie Stanley	GBR	Ferrari 488 GT3 MY 2020	PROAM	264.0	Private test - 1
17	Team Motopark	DEU	Diego Menchaca	MEX	Marcos Siebert	ARG	Mercedes AMG GT3 EVO	PRO	262.7	Private test - 1
777	Olimp Racing	POL	Marcin Jedlinski	POL	Karol Basz	POL	Audi R8 LMS GT3 Evo II	PROAM	262.7	Private test - 1
1	Eastalent Racing	AUT	Simon Reicher	AUT	Christopher Haase	DEU	Audi R8 LMS GT3 Evo II	PRO	262.1	Private test - 1
88	Spirit of Race	CHE	Gino Forgione	CHE	Michele Rugolo	ITA	Ferrari 296 GT3	PROAM	261.5	Private test - 1
61	AF Corse	ITA	Jean-Claude Saada	USA	Conrad Grunewald	USA	Ferrari 296 GT3	PROAM	261.5	Private test - 1
12	Car Collection Motorsport	DEU	Hash	USA	Alex Fontana	CHE	Porsche 911 GT3 R (992)	PROAM	260.2	Private test - 1
66	Greystone GT	GBR	Stewart Proctor	GBR	Lewis Proctor	GBR	McLaren 720S GT3	PROAM	260.2	Private test - 1
9	GetSpeed	DEU	Anthony Bartone	USA	Fabian Schiller	DEU	Mercedes AMG GT3 EVO	PRO	260.2	Private test - 1
51	Spirit of Race	CHE	Nicola Marinangeli	ITA	Vicent Abril	FRA	Ferrari 296 GT3	PRO	259.6	Private test - 1
77	AIManar Racing by GetSpeed	CHE	Al Faisal Al Zubair	CAN	Mikael Grenier	CND	Mercedes AMG GT3 EVO	PRO	259.6	Private test - 1
27	Spirit of Race	CHE	Marco Pulcini	ITA	Eddie Cheever III	ITA	Ferrari 296 GT3	PROAM	259.6	Private test - 1
16	AF Corse	ITA	Marcelo Hahn	BRA	Allam Khodair	BRA	Ferrari 296 GT3	PROAM	259.6	Private test - 1
24	Greystone GT	GBR	Andrey Borodin	IND	Oliver Webb	GBR	McLaren 720s GT3 Evo	PROAM	259.6	Private test - 1
75	ISR Racing	CZE	Filip Salaquarda	CZE	Libor Milota	CZE	Audi R8 LMS GT3 Evo II	PROAM	258.9	Private test - 1
10	Oregon Team	ITA	Alessio Deledda	ITA	Jordan Pepper	ZAF	Lamborghini Huracan GT3 EVO2	PRO	258.9	Private test - 1
20	SPS Automotive Performance	DEU	Dominik Baumann	AUT	Mikael Pitamber	ZAF	Mercedes AMG GT3 EVO	PRO	258.9	Private test - 1
96	Team Motopark	DEU	Lukas Dunner	AUT	Charles Bateman	GBR	Mercedes AMG GT3 EVO	PRO	258.9	Private test - 1
15	Car Collection Motorsport	DEU	Gustav Bergström	SWE	Nico Menzel	DEU	Porsche 911 GT3 R (992)	PRO	258.3	Private test - 1
65	Team Motopark	DEU	Heiko Neumann	DEU	Timo Rumpfkeil	DEU	Mercedes AMG GT3 EVO	AM	258.3	Private test - 1
5	Olimp Racing	POL	Stanislaw Jedlinski	POL	Krystian Korzeniowski	POL	Ferrari 296 GT3	AM	258.3	Private test - 1
23	Pellin Racing	ITA	Thor Haugen	USA	Paolo Ruberti	ITA	Ferrari 488 GT3 2020	PROAM	257.7	Private test - 1
25	AF Corse	ITA	Alessandro Cozzi	ITA	Giorgio Sernagiotto	ITA	Ferrari 296 GT3	PROAM	257.7	Private test - 1
63	Oregon Team	ITA	Rolf Ineichen	CHE	Leonardo Pulcini	ITA	Lamborghini Huracan GT3 EVO2	PRO	257.7	Private test - 1
54	CBRX by SPS	DEU	Dexter Müller	CHE	Yannick Mettler	CHE	Mercedes AMG GT3 EVO	PROAM	257.7	Private test - 1
19	Oregon Team	ITA	Marzio Moretti	ITA	Artem Petrov	ISR	Lamborghini Huracan GT3 EVO2	PRO	257.1	Private test - 1
108	Vimana by GetSpeed	DEU	Ameerh Naran	ZWE	Tom Jackson	GBR	Mercedes AMG GT3 EVO	PROAM	256.5	Private test - 1
6	GetSpeed	DEU	Valentin Pierburg	DEU	Aaron Walker	GBR	Mercedes AMG GT3 EVO	PROAM	256.5	Private test - 1
786	GetSpeed	DEU	Kiki Sak Nana	THA	Adam Osieka	DEU	Mercedes AMG GT3 EVO	AM	256.5	Private test - 1
8	Il Barone Rampante	ITA	Giuseppe Cipriani	ITA		ITA	Lamborghini Huracan GT3 EVO	AM	256.5	Private test - 1
7	Car Collection Motorsport	DEU	Bashar Mardini	CAN	Tijmen van der Helm	NLD	Porsche 911 GT3 R (992)	PROAM	256.5	Private test - 1
95	Team Motopark	DEU	Morten Strömsted	DNK	Thomas Ikin	GBR	Mercedes AMG GT3 EVO	PROAM	255.3	Private test - 1
69	Scuderia Villorba Corse	ITA	Michael Blanchemain	FRA	Jim Pla	GBR	Mercedes AMG GT3 EVO	PROAM	236.3	Private test - 1



autódromo internacional algarve





Autodromo Int. do Algarve
International GT Open
Private test - 1
Pit Stop Analysis



1 Simon Reicher Audi R8 LMS GT3 Evo II
 PRO Christopher Haase Eastalent Racing

Nº	In Day Time	In Time	Out Time	Pit Time	T. Pit Time	Handicap	Diff.
1	11:39:09.614	11:39:09.614	11:45:38.976	6:29.362	6:29.362		
2	12:05:03.192	12:05:03.192	12:06:23.411	1:20.219	7:49.581		

5 Stanislaw Jedlinski Ferrari 296 GT3
 AM Krystian Korzeniowski Olimp Racing

Nº	In Day Time	In Time	Out Time	Pit Time	T. Pit Time	Handicap	Diff.
1	11:22:49.455	11:22:49.455	11:26:50.768	4:01.313	4:01.313		
2	11:35:32.059	11:35:32.059	11:41:28.577	5:56.518	9:57.831		
3	11:47:42.395	11:47:42.395	11:51:49.114	4:06.719	14:04.550		
4	12:05:21.647	12:05:21.647	12:07:32.450	2:10.803	16:15.353		

6 Valentin Pierburg Mercedes AMG GT3 EVO
 PROAM Aaron Walker GetSpeed

Nº	In Day Time	In Time	Out Time	Pit Time	T. Pit Time	Handicap	Diff.
1	11:23:06.941	11:23:06.941	11:27:10.973	4:04.032	4:04.032		
2	11:41:06.931	11:41:06.931	11:45:15.042	4:08.111	8:12.143		
3	12:01:38.925	12:01:38.925	12:03:48.288	2:09.363	10:21.506		

7 Bashar Mardini Porsche 911 GT3 R (992)
 PROAM Tijmen van der Helm Car Collection Motorsport

Nº	In Day Time	In Time	Out Time	Pit Time	T. Pit Time	Handicap	Diff.
1	11:22:09.076	11:22:09.076	11:26:02.117	3:53.041	3:53.041		
2	11:40:27.674	11:40:27.674	11:45:03.262	4:35.588	8:28.629		
3	12:01:55.942	12:01:55.942	12:08:48.165	6:52.223	15:20.852		

8 Giuseppe Cipriani Lamborghini Huracan GT3 EVO
 AM Il Barone Rampante

Nº	In Day Time	In Time	Out Time	Pit Time	T. Pit Time	Handicap	Diff.
1	11:23:02.229	11:23:02.229	11:29:21.453	6:19.224	6:19.224		
2	11:35:20.627	11:35:20.627	12:04:56.530	29:35.903	35:55.127		

9 Anthony Bartone Mercedes AMG GT3 EVO
 PRO Fabian Schiller GetSpeed

Nº	In Day Time	In Time	Out Time	Pit Time	T. Pit Time	Handicap	Diff.
1	11:24:44.688	11:24:44.688	11:26:16.338	1:31.650	1:31.650		
2	11:33:29.233	11:33:29.233	11:38:13.770	4:44.537	6:16.187		
3	11:48:50.421	11:48:50.421	11:53:37.087	4:46.666	11:02.853		
4	12:04:30.240	12:04:30.240	12:05:47.007	1:16.767	12:19.620		

10 Alessio Deledda Lamborghini Huracan GT3 EVO2
 PRO Jordan Pepper Oregon Team

Nº	In Day Time	In Time	Out Time	Pit Time	T. Pit Time	Handicap	Diff.
1	11:21:43.529	11:21:43.529	11:26:15.482	4:31.953	4:31.953		
2	11:38:34.605	11:38:34.605	11:41:24.966	2:50.361	7:22.314		
3	11:50:01.060	11:50:01.060	11:52:12.059	2:10.999	9:33.313		

12 Hash Porsche 911 GT3 R (992)
 PROAM Alex Fontana Car Collection Motorsport

Nº	In Day Time	In Time	Out Time	Pit Time	T. Pit Time	Handicap	Diff.
1	11:23:10.323	11:23:10.323	11:26:00.889	2:50.566	2:50.566		
2	11:36:28.300	11:36:28.300	11:38:24.931	1:56.631	4:47.197		
3	11:49:07.285	11:49:07.285	11:51:29.344	2:22.059	7:09.256		

15 Gustav Bergström Porsche 911 GT3 R (992)
 PRO Nico Menzel Car Collection Motorsport

Nº	In Day Time	In Time	Out Time	Pit Time	T. Pit Time	Handicap	Diff.
1	11:24:37.140	11:24:37.140	11:25:31.341	54.201	54.201		
2	11:30:47.949	11:30:47.949	11:38:26.217	7:38.268	8:32.469		
3	11:54:29.835	11:54:29.835	11:56:39.719	2:09.884	10:42.353		
4	12:07:20.578	12:07:20.578	12:08:50.606	1:30.028	12:12.381		

16 Marcelo Hahn Ferrari 296 GT3
 PROAM Allam Khodair AF Corse

Nº	In Day Time	In Time	Out Time	Pit Time	T. Pit Time	Handicap	Diff.
1	11:22:01.386	11:22:01.386	11:25:43.895	3:42.509	3:42.509		
2	11:36:17.553	11:36:17.553	11:40:31.474	4:13.921	7:56.430		
3	11:51:54.112	11:51:54.112	12:04:27.835	12:33.723	20:30.153		
4	12:13:09.441	12:13:09.441	12:15:00.658	1:51.217	22:21.370		

17 Diego Menchaca Mercedes AMG GT3 EVO
 PRO Marcos Siebert Team Motopark

Nº	In Day Time	In Time	Out Time	Pit Time	T. Pit Time	Handicap	Diff.
1	11:22:58.714	11:22:58.714	11:26:07.479	3:08.765	3:08.765		
2	11:31:56.552	11:31:56.552	11:39:10.000	7:13.448	10:22.213		
3	11:45:21.008	11:45:21.008	11:46:55.419	1:34.411	11:56.624		
4	11:59:01.120	11:59:01.120	12:02:06.255	3:05.135	15:01.759		
5	12:07:17.126	12:07:17.126	12:08:25.614	1:08.488	16:10.247		

19 Marzio Moretti Lamborghini Huracan GT3 EVO2
 PRO Artem Petrov Oregon Team

Nº	In Day Time	In Time	Out Time	Pit Time	T. Pit Time	Handicap	Diff.
1	11:21:52.293	11:21:52.293	11:26:42.734	4:50.441	4:50.441		
2	11:37:24.293	11:37:24.293	11:38:56.433	1:32.140	6:22.581		
3	11:49:35.833	11:49:35.833	11:54:04.129	4:28.296	10:50.877		
4	12:04:41.818	12:04:41.818	12:06:27.285	1:45.467	12:36.344		

20 Dominik Baumann Mercedes AMG GT3 EVO
 PRO Mikael Pitamber SPS Automotive Performance

Nº	In Day Time	In Time	Out Time	Pit Time	T. Pit Time	Handicap	Diff.
1	11:20:15.785	11:20:15.785	11:25:28.627	5:12.842	5:12.842		
2	11:34:06.509	11:34:06.509	11:38:00.332	3:53.823	9:06.665		
3	11:51:55.145	11:51:55.145	11:54:35.896	2:40.751	11:47.416		
4	12:01:36.500	12:01:36.500	12:04:09.196	2:32.696	14:20.112		
5	12:11:02.502	12:11:02.502	12:12:55.430	1:52.928	16:13.040		

23 Thor Haugen Ferrari 488 GT3 2020
 PROAM Paolo Ruberti Pellin Racing


Nº	In Day Time	In Time	Out Time	Pit Time	T. Pit Time	Handicap	Diff.
1	11:23:56.237	11:23:56.237	11:26:55.594	2:59.357	2:59.357		
2	11:40:12.759	11:40:12.759	11:44:42.805	4:30.046	7:29.403		

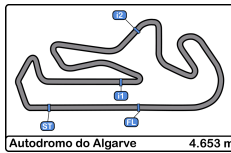
24 Andrey Borodin McLaren 720s GT3 Evo
 PROAM Oliver Webb Greystone GT

Nº	In Day Time	In Time	Out Time	Pit Time	T. Pit Time	Handicap	Diff.
1	11:38:13.395	11:38:13.395	11:48:23.951	10:10.556	10:10.556		
2	11:50:13.959	11:50:13.959	11:58:21.122	8:07.163	18:17.719		

25 Alessandro Cozzi Ferrari 296 GT3
 PROAM Giorgio Sernagiotto AF Corse

Nº	In Day Time	In Time	Out Time	Pit Time	T. Pit Time	Handicap	Diff.
1	11:20:11.868	11:20:11.868	11:25:53.295	5:41.427	5:41.427		





Autodromo Int. do Algarve
International GT Open
Private test - 1
Pit Stop Analysis



27 Marco Pulcini Ferrari 296 GT3

PROAM		Eddie Cheever III		Spirit of Race			
Nº	In Day Time	In Time	Out Time	Pit Time	T. Pit Time	Handicap	Diff.
1	11:23:12.875	11:23:12.875	11:26:08.598	2:55.723	2:55.723		
2	11:36:34.529	11:36:34.529	11:42:00.725	5:26.196	8:21.919		
3	12:01:34.591	12:01:34.591	12:03:12.201	1:37.610	9:59.529		

51 Nicola Marinangeli Ferrari 296 GT3

PRO		Vicent Abril		Spirit of Race			
Nº	In Day Time	In Time	Out Time	Pit Time	T. Pit Time	Handicap	Diff.
1	11:22:35.808	11:22:35.808	11:25:50.968	3:15.160	3:15.160		
2	11:34:28.471	11:34:28.471	11:40:00.887	5:32.416	8:47.576		
3	11:48:48.961	11:48:48.961	11:55:47.744	6:58.783	15:46.359		
4	11:57:38.221	11:57:38.221	11:58:07.410	29.189	16:15.548		
5	12:12:07.588	12:12:07.588	12:13:23.473	1:15.885	17:31.433		

54 Dexter Müller Mercedes AMG GT3 EVO

PROAM		Yannick Mettler		CBRX by SPS			
Nº	In Day Time	In Time	Out Time	Pit Time	T. Pit Time	Handicap	Diff.
1	11:23:53.870	11:23:53.870	11:29:08.022	5:14.152	5:14.152		
2	11:37:47.856	11:37:47.856	11:40:24.254	2:36.398	7:50.550		
3	11:47:32.150	11:47:32.150	11:50:44.633	3:12.483	11:03.033		
4	11:59:40.338	11:59:40.338	12:01:33.026	1:52.688	12:55.721		

55 Laurent De Meeus Ferrari 488 GT3 MY 2020

PROAM		Jamie Stanley		AF Corse			
Nº	In Day Time	In Time	Out Time	Pit Time	T. Pit Time	Handicap	Diff.
1	11:19:12.295	11:19:12.295	11:25:30.238	6:17.943	6:17.943		
2	11:36:02.807	11:36:02.807	11:39:22.544	3:19.737	9:37.680		
3	11:48:08.254	11:48:08.254	11:57:48.857	9:40.603	19:18.283		

61 Jean-Claude Saada Ferrari 296 GT3

PROAM		Conrad Grunewald		AF Corse			
Nº	In Day Time	In Time	Out Time	Pit Time	T. Pit Time	Handicap	Diff.
1	11:21:51.181	11:21:51.181	11:25:35.281	3:44.100	3:44.100		
2	11:34:15.221	11:34:15.221	11:36:44.234	2:29.013	6:13.113		
3	11:42:11.374	11:42:11.374	11:44:17.937	2:06.563	8:19.676		
4	11:56:32.189	11:56:32.189	11:59:12.675	2:40.486	11:00.162		
5	12:08:06.585	12:08:06.585	12:10:43.531	2:36.946	13:37.108		

63 Rolf Ineichen Lamborghini Huracan GT3 EVO2

PRO		Leonardo Pulcini		Oregon Team			
Nº	In Day Time	In Time	Out Time	Pit Time	T. Pit Time	Handicap	Diff.
1	11:19:14.201	11:19:14.201	11:21:04.241	1:50.040	1:50.040		
2	11:23:03.760	11:23:03.760	11:26:22.601	3:18.841	5:08.881		
3	11:38:41.534	11:38:41.534	11:41:02.018	2:20.484	7:29.365		
4	11:48:10.618	11:48:10.618	11:50:11.983	2:01.365	9:30.730		
5	11:56:02.001	11:56:02.001	11:58:26.016	2:24.015	11:54.745		

65 Heiko Neumann Mercedes AMG GT3 EVO

AM		Timo Rumpfkeil		Team Motopark			
Nº	In Day Time	In Time	Out Time	Pit Time	T. Pit Time	Handicap	Diff.
1	11:24:38.695	11:24:38.695	11:27:56.539	3:17.844	3:17.844		
2	11:41:46.374	11:41:46.374	11:43:58.728	2:12.354	5:30.198		
3	11:56:18.221	11:56:18.221	12:00:08.208	3:49.987	9:20.185		

66 Stewart Proctor McLaren 720S GT3

PROAM		Lewis Proctor		Greystone GT			
Nº	In Day Time	In Time	Out Time	Pit Time	T. Pit Time	Handicap	Diff.
1	11:35:17.952	11:35:17.952	11:39:33.245	4:15.293	4:15.293		
2	11:53:25.639	11:53:25.639	11:55:20.994	1:55.355	6:10.648		

75 Filip Sалаquarda Audi R8 LMS GT3 Evo II

PROAM		Libor Milota		ISR Racing			
Nº	In Day Time	In Time	Out Time	Pit Time	T. Pit Time	Handicap	Diff.
1	11:22:47.523	11:22:47.523	11:26:52.147	4:04.624	4:04.624		
2	11:37:29.551	11:37:29.551	11:40:04.645	2:35.094	6:39.718		
3	11:52:53.938	11:52:53.938	11:57:29.265	4:35.327	11:15.045		

77 Al Faisal Al Zubair Mercedes AMG GT3 EVO

PRO		Mikaël Grenier		AlManar Racing by GetSpeed			
Nº	In Day Time	In Time	Out Time	Pit Time	T. Pit Time	Handicap	Diff.
1	11:21:55.586	11:21:55.586	11:27:29.864	5:34.278	5:34.278		
2	11:36:04.812	11:36:04.812	11:39:01.753	2:56.941	8:31.219		
3	11:47:43.660	11:47:43.660	11:50:18.419	2:34.759	11:05.978		

88 Gino Forgione Ferrari 296 GT3

PROAM		Michele Rugolo		Spirit of Race			
Nº	In Day Time	In Time	Out Time	Pit Time	T. Pit Time	Handicap	Diff.
1	11:22:20.443	11:22:20.443	11:25:47.352	3:26.909	3:26.909		
2	11:39:52.762	11:39:52.762	11:42:18.516	2:25.754	5:52.663		
3	12:00:33.704	12:00:33.704	12:02:36.912	2:03.208	7:55.871		

96 Lukas Dunner Mercedes AMG GT3 EVO

PRO		Charles Bateman		Team Motopark			
Nº	In Day Time	In Time	Out Time	Pit Time	T. Pit Time	Handicap	Diff.
1	11:21:56.785	11:21:56.785	11:25:57.556	4:00.771	4:00.771		
2	11:32:51.933	11:32:51.933	11:34:45.847	1:53.914	5:54.685		
3	11:45:21.931	11:45:21.931	11:48:58.404	3:36.473	9:31.158		
4	11:59:23.354	11:59:23.354	12:03:56.501	4:33.147	14:04.305		

108 Ameerh Naran Mercedes AMG GT3 EVO

PROAM		Tom Jackson		Vimana by GetSpeed			
Nº	In Day Time	In Time	Out Time	Pit Time	T. Pit Time	Handicap	Diff.
1	11:22:23.049	11:22:23.049	11:26:11.308	3:48.259	3:48.259		
2	11:38:39.169	11:38:39.169	11:46:52.492	8:13.323	12:01.582		
3	12:08:11.045	12:08:11.045	12:08:42.020	30.975	12:32.557		
4	12:10:59.509	12:10:59.509	12:14:35.539	3:36.030	16:08.587		

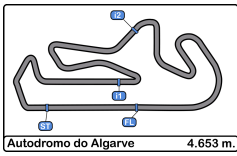
777 Marcin Jedlinski Audi R8 LMS GT3 Evo II

PROAM		Karol Basz		Olimp Racing			
Nº	In Day Time	In Time	Out Time	Pit Time	T. Pit Time	Handicap	Diff.
1	11:44:04.406	11:44:04.406	11:45:52.535	1:48.129	1:48.129		
2	12:03:49.813	12:03:49.813	12:05:25.623	1:35.810	3:23.939		

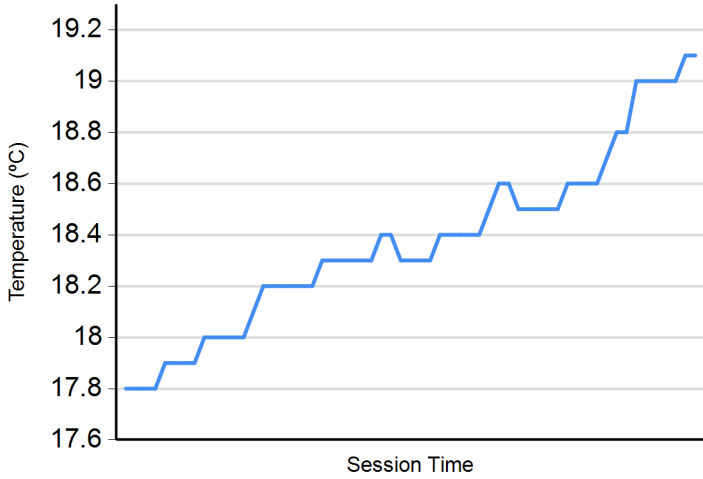
786 Kiki Sak Nana Mercedes AMG GT3 EVO

AM		Adam Osieka		GetSpeed			
Nº	In Day Time	In Time	Out Time	Pit Time	T. Pit Time	Handicap	Diff.
1	12:05:18.364	12:05:18.364	12:07:04.153	1:45.789	1:45.789		

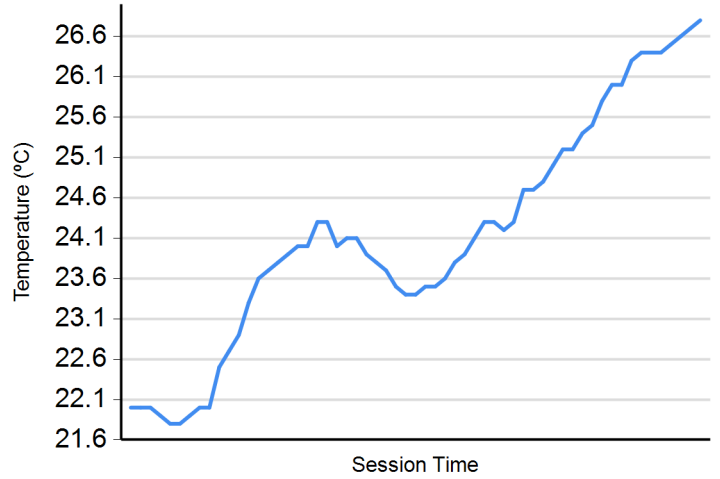




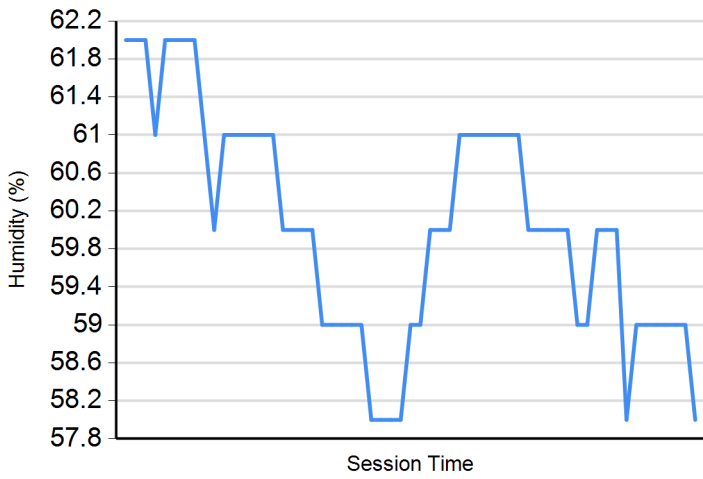
Air Temperature



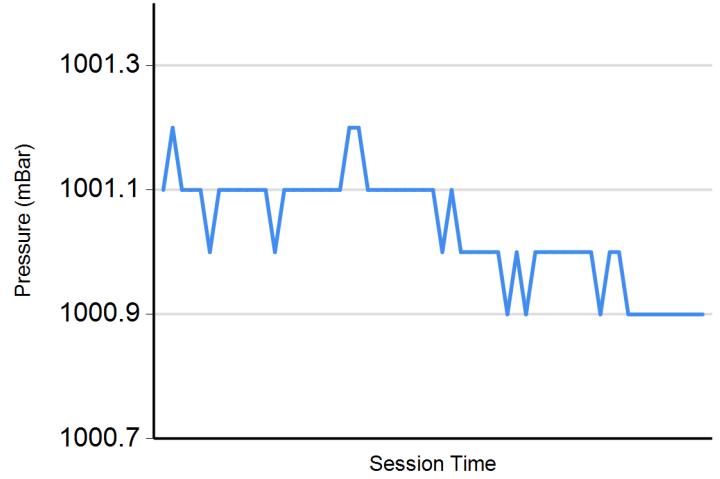
Track Temperature



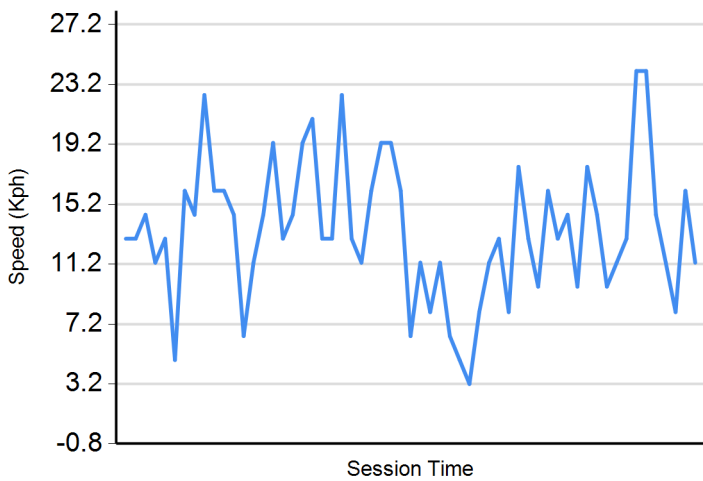
Humidity



Pressure



Wind Speed



Wind direction

North = 0°/360° Est = 90° South = 180° West = 270°

