

**Autodromo Int. do Algarve**  
**International GT Open**  
**Private test - 2**  
**Provisional Results**




Cls	Nº	Entrant/Team	Nat	Driver 1	Nat	Driver 2	Nat	Vehicle	Cat	Cls	Laps	Best	Time	Gap	Interval	Km/h
1	17	Team Motopark	DEU	Diego Menchaca	MEX	Marcos Siebert	ARG	Mercedes AMG GT3 EVO	PRO	1	29	11	1:41.400			165.1
2	9	GetSpeed	DEU	Anthony Bartone	USA	Fabian Schiller	DEU	Mercedes AMG GT3 EVO	PRO	2	29	24	1:41.660	0.260	0.260	164.7
3	1	Eastalent Racing	AUT	Simon Reicher	AUT	Christopher Haase	DEU	Audi R8 LMS GT3 Evo II	PRO	3	26	16	1:41.747	0.347	0.087	164.6
4	77	AlManar Racing by GetSpeed	OMN	Al Faisal Al Zubair	OMN	Mikaël Grenier	IND	Mercedes AMG GT3 EVO	PRO	4	31	14	1:42.019	0.619	0.272	164.1
5	51	Spirit of Race	CHE	Nicola Marinangeli	ITA	Vicent Abril	FRA	Ferrari 296 GT3	PRO	5	26	13	1:42.130	0.730	0.111	164.0
6	20	SPS Automotive Performance	DEU	Dominik Baumann	AUT	Mikaeel Pitamber	ZAF	Mercedes AMG GT3 EVO	PRO	6	27	22	1:42.138	0.738	0.008	164.0
7	16	AF Corse	ITA	Marcelo Hahn	BRA	Allam Khodair	BRA	Ferrari 296 GT3	PROAM	1	28	27	1:42.148	0.748	0.010	163.9
8	54	CBRX by SPS	DEU	Dexter Müller	CHE	Yannick Mettler	CHE	Mercedes AMG GT3 EVO	PROAM	2	27	9	1:42.249	0.849	0.101	163.8
9	777	Olimp Racing	POL	Marcin Jedlinski	POL	Karol Basz	POL	Audi R8 LMS GT3 Evo II	PROAM	3	29	25	1:42.294	0.894	0.045	163.7
10	61	AF Corse	ITA	Jean-Claude Saada	USA	Conrad Grunewald	USA	Ferrari 296 GT3	PROAM	4	30	27	1:42.315	0.915	0.021	163.7
11	10	Oregon Team	ITA	Alessio Deledda	ITA	Jordan Pepper	ITA	Lamborghini Huracan GT3 EVO2	PRO	7	29	18	1:42.358	0.958	0.043	163.6
12	96	Team Motopark	DEU	Lukas Dunner	AUT	Charles Bateman	ZAF	Mercedes AMG GT3 EVO	PRO	8	34	23	1:42.371	0.971	0.013	163.6
13	11	racing one	DEU	Ernst Kirchmayr	DEU	Luca Ludwig	DEU	Ferrari 296 GT3	PROAM	5	28	4	1:42.495	1.095	0.124	163.4
14	25	AF Corse	ITA	Alessandro Cozzi	ITA	Giorgio Sernagiotto	ITA	Ferrari 296 GT3	PROAM	6	30	28	1:42.621	1.221	0.126	163.2
15	786	GetSpeed	DEU	Kiki Sak Nana	ITA	Adam Osieka	DEU	Mercedes AMG GT3 EVO	AM	1	31	28	1:42.662	1.262	0.041	163.1
16	27	Spirit of Race	CHE	Marco Pulcini	ITA	Eddie Cheever III	ITA	Ferrari 296 GT3	PROAM	7	27	22	1:42.741	1.341	0.079	163.0
17	15	Car Collection Motorsport	DEU	Gustav Bergström	DNK	Nico Menzel	DEU	Porsche 911 GT3 R (992)	PRO	9	28	13	1:42.803	1.403	0.062	162.9
18	24	Greystone GT	GBR	Andrey Borodin	IND	Oliver Webb	GBR	McLaren 720s GT3 Evo	PROAM	8	11	10	1:42.810	1.410	0.007	162.9
19	95	Team Motopark	DEU	Morten Strömsted	DNK	Thomas Ikin	GBR	Mercedes AMG GT3 EVO	PROAM	9	34	4	1:42.947	1.547	0.137	162.7
20	5	Olimp Racing	POL	Stanislaw Jedlinski	POL	Krystian Korzeniowski	POL	Ferrari 296 GT3	AM	2	27	17	1:42.996	1.596	0.049	162.6
21	12	Car Collection Motorsport	DEU	Hash	USA	Alex Fontana	CHE	Porsche 911 GT3 R (992)	PROAM	10	31	18	1:43.028	1.628	0.032	162.5
22	65	Team Motopark	DEU	Heiko Neumann	DEU	Timo Rumpfkeil	DEU	Mercedes AMG GT3 EVO	AM	3	27	6	1:43.055	1.655	0.027	162.5
23	55	AF Corse	ITA	Laurent De Meeus	BEL	Jamie Stanley	GBR	Ferrari 488 GT3 MY 2020	PROAM	11	33	32	1:43.159	1.759	0.104	162.3
24	66	Greystone GT	GBR	Stewart Proctor	GBR	Lewis Proctor	GBR	McLaren 720s GT3	PROAM	12	26	13	1:43.230	1.830	0.071	162.2
25	19	Oregon Team	ITA	Marzio Moretti	ITA	Artem Petrov	ISR	Lamborghini Huracan GT3 EVO2	PRO	10	30	14	1:43.263	1.863	0.033	162.2
26	63	Oregon Team	ITA	Rolf Ineichen	CHE	Leonardo Pulcini	ITA	Lamborghini Huracan GT3 EVO2	PRO	11	25	21	1:43.301	1.901	0.038	162.1
27	69	Scuderia Villorba Corse	ITA	Michael Blanchemain	FRA	Jim Pla	FRA	Mercedes AMG GT3 EVO	PROAM	13	26	5	1:43.335	1.935	0.034	162.1
28	108	Vimana by GetSpeed	DEU	Ameerh Naran	DNK	Tom Jackson	GBR	Mercedes AMG GT3 EVO	PROAM	14	29	4	1:43.632	2.232	0.297	161.6
29	23	Pellin Racing	ITA	Thor Haugen	USA	Paolo Ruberti	ITA	Ferrari 488 GT3 2020	PROAM	15	26	15	1:43.803	2.403	0.171	161.3
30	6	GetSpeed	DEU	Valentin Pierburg	DEU	Aaron Walker	GBR	Mercedes AMG GT3 EVO	PROAM	16	32	17	1:44.002	2.602	0.199	161.0
31	8	Il Barone Rampante	ITA	Giuseppe Cipriani	ITA			Lamborghini Huracan GT3 EVO	AM	4	8	7	1:45.177	3.777	1.175	159.2
32	7	Car Collection Motorsport	DEU	Bashar Mardini	CAN	Tijmen van der Helm	NLD	Porsche 911 GT3 R (992)	PROAM	17	25	10	1:45.948	4.548	0.771	158.1
33	88	Spirit of Race	CHE	Gino Forgione	CHE	Michele Rugolo	ITA	Ferrari 296 GT3	PROAM	18	5	2	1:49.046	7.646	3.098	153.6

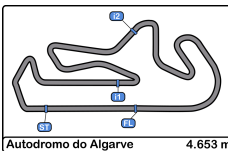
Published at:.....

Track Temp: 28.4 °C Air Temp: 19.6 °C Humidity: 56 % Track Status: DRY

Race Director:

Timekeeper:





**Autodromo Int. do Algarve**  
**International GT Open**  
**Private test - 2**  
**Provisional Results by Category**



PRO																
Cls	Nº	Entrant/Team	Nat	Driver 1	Nat	Driver 2	Nat	Vehicle	Cat	Cls	Laps	Best	Time	Gap	Interval	Km/h
1	17	Team Motopark	DEU	Diego Menchaca	MEX	Marcos Siebert	ARG	Mercedes AMG GT3 EVO	PRO	1	29	11	1:41.400			165.1
2	9	GetSpeed	DEU	Anthony Bartone	USA	Fabian Schiller	DEU	Mercedes AMG GT3 EVO	PRO	2	29	24	1:41.660	0.260	0.260	164.7
3	1	Eastalent Racing	AUT	Simon Reicher	AUT	Christopher Haase	DEU	Audi R8 LMS GT3 Evo II	PRO	3	26	16	1:41.747	0.347	0.087	164.6
4	77	AlManar Racing by GetSpeed	OMN	Al Faisal Al Zubair	OMN	Mikaël Grenier	CND	Mercedes AMG GT3 EVO	PRO	4	31	14	1:42.019	0.619	0.272	164.1
5	51	Spirit of Race	CHE	Nicola Marinangeli	ITA	Vicent Abril	FRA	Ferrari 296 GT3	PRO	5	26	13	1:42.130	0.730	0.111	164.0
6	20	SPS Automotive Performance	DEU	Dominiq Baumann	AUT	Mikaeel Pitamber	ZAF	Mercedes AMG GT3 EVO	PRO	6	27	22	1:42.138	0.738	0.008	164.0
7	10	Oregon Team	ITA	Alessio Deledda	ITA	Jordan Pepper	ZAF	Lamborghini Huracan GT3 EVO2	PRO	7	29	18	1:42.358	0.958	0.220	163.6
8	96	Team Motopark	DEU	Lukas Dunner	AUT	Charles Bateman	GBR	Mercedes AMG GT3 EVO	PRO	8	34	23	1:42.371	0.971	0.013	163.6
9	15	Car Collection Motorsport	DEU	Gustav Bergström	SWE	Nico Menzel	DEU	Porsche 911 GT3 R (992)	PRO	9	28	13	1:42.803	1.403	0.432	162.9
10	19	Oregon Team	ITA	Marzio Moretti	ITA	Artem Petrov	ISR	Lamborghini Huracan GT3 EVO2	PRO	10	30	14	1:43.263	1.863	0.460	162.2
11	63	Oregon Team	ITA	Rolf Ineichen	CHE	Leonardo Pulcini	ITA	Lamborghini Huracan GT3 EVO2	PRO	11	25	21	1:43.301	1.901	0.038	162.1

PROAM																
Cls	Nº	Entrant/Team	Nat	Driver 1	Nat	Driver 2	Nat	Vehicle	Cat	Cls	Laps	Best	Time	Gap	Interval	Km/h
1	16	AF Corse	ITA	Marcelo Hahn	BRA	Allam Khodair	BRA	Ferrari 296 GT3	PROAM	1	28	27	1:42.148			163.9
2	54	CBRX by SPS	DEU	Dexter Müller	CHE	Yannick Mettler	CHE	Mercedes AMG GT3 EVO	PROAM	2	27	9	1:42.249	0.101	0.101	163.8
3	777	Olimp Racing	POL	Marcin Jedlinski	POL	Karol Basz	POL	Audi R8 LMS GT3 Evo II	PROAM	3	29	25	1:42.294	0.146	0.045	163.7
4	61	AF Corse	ITA	Jean-Claude Saada	USA	Conrad Grunewald	USA	Ferrari 296 GT3	PROAM	4	30	27	1:42.315	0.167	0.021	163.7
5	11	racing one	DEU	Ernst Kirchmayr	AUT	Luca Ludwig	DEU	Ferrari 296 GT3	PROAM	5	28	4	1:42.495	0.347	0.180	163.4
6	25	AF Corse	ITA	Alessandro Cozzi	ITA	Giorgio Sernagiotto	ITA	Ferrari 296 GT3	PROAM	6	30	28	1:42.621	0.473	0.126	163.2
7	27	Spirit of Race	CHE	Marco Pulcini	ITA	Eddie Cheever III	ITA	Ferrari 296 GT3	PROAM	7	27	22	1:42.741	0.593	0.120	163.0
8	24	Greystone GT	GBR	Andrey Borodin	IND	Oliver Webb	GBR	McLaren 720s GT3 Evo	PROAM	8	11	10	1:42.810	0.662	0.069	162.9
9	95	Team Motopark	DEU	Morten Strömsted	DNK	Thomas Ikin	GBR	Mercedes AMG GT3 EVO	PROAM	9	34	4	1:42.947	0.799	0.137	162.7
10	12	Car Collection Motorsport	DEU	Hash	USA	Alex Fontana	CHE	Porsche 911 GT3 R (992)	PROAM	10	31	18	1:43.028	0.880	0.081	162.5
11	55	AF Corse	ITA	Laurent De Meeus	BEL	Jamie Stanley	GBR	Ferrari 488 GT3 MY 2020	PROAM	11	33	32	1:43.159	1.011	0.131	162.3
12	66	Greystone GT	GBR	Stewart Proctor	GBR	Lewis Proctor	GBR	McLaren 720S GT3	PROAM	12	26	13	1:43.230	1.082	0.071	162.2
13	69	Scuderia Villorba Corse	ITA	Michael Blanchemain	FRA	Jim Pla	FRA	Mercedes AMG GT3 EVO	PROAM	13	26	5	1:43.335	1.187	0.105	162.1
14	108	Vimana by GetSpeed	DEU	Ameerh Naran	ZWE	Tom Jackson	GBR	Mercedes AMG GT3 EVO	PROAM	14	29	4	1:43.632	1.484	0.297	161.6
15	23	Pellin Racing	ITA	Thor Haugen	USA	Paolo Ruberti	ITA	Ferrari 488 GT3 2020	PROAM	15	26	15	1:43.803	1.655	0.171	161.3
16	6	GetSpeed	DEU	Valentin Pierburg	DEU	Aaron Walker	GBR	Mercedes AMG GT3 EVO	PROAM	16	32	17	1:44.002	1.854	0.199	161.0
17	7	Car Collection Motorsport	DEU	Bashar Mardini	CAN	Tijmen van der Helm	NLD	Porsche 911 GT3 R (992)	PROAM	17	25	10	1:45.948	3.800	1.946	158.1
18	88	Spirit of Race	CHE	Gino Forgione	CHE	Michele Rugolo	ITA	Ferrari 296 GT3	PROAM	18	5	2	1:49.046	6.898	3.098	153.6

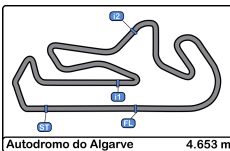
Published at:.....

Track Temp: 28.4 °C Air Temp: 19.6 °C Humidity: 56 % Track Status: DRY

Race Director:

Timekeeper:





Autodromo Int. do Algarve  
International GT Open  
Private test - 2  
Provisional Results by Category



Autodromo do Algarve 4.653 m.

AM																
Cls	Nº	Entrant/Team	Nat	Driver 1	Nat	Driver 2	Nat	Vehicle	Cat	Cls	Laps	Best	Time	Gap	Interval	Km/h
1	786	GetSpeed		Kiki Sak Nana		Adam Osieka		Mercedes AMG GT3 EVO	AM	1	31	28	1:42.662			163.1
2	5	Olimp Racing		Stanislaw Jedlinski		Krystian Korzeniowski		Ferrari 296 GT3	AM	2	27	17	1:42.996	0.334	0.334	162.6
3	65	Team Motopark		Heiko Neumann		Timo Rumpfkeil		Mercedes AMG GT3 EVO	AM	3	27	6	1:43.055	0.393	0.059	162.5
4	8	Il Barone Rampante		Giuseppe Cipriani				Lamborghini Huracan GT3 EVO	AM	4	8	7	1:45.177	2.515	2.122	159.2

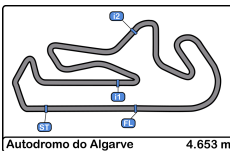
Published at:.....

Track Temp: 28.4 °C Air Temp: 19.6 °C Humidity: 56 % Track Status: DRY

Race Director:

Timekeeper:





**Autodromo Int. do Algarve**  
**International GT Open**  
**Private test - 2**  
**Provisional Results by Class**



International GT Open																
Cls	Nº	Entrant/Team	Nat	Driver 1	Nat	Driver 2	Nat	Vehicle	Cat	Cls	Laps	Best	Time	Gap	Interval	Km/h
1	17	Team Motopark	DEU	Diego Menchaca	MEX	Marcos Siebert	ARG	Mercedes AMG GT3 EVO	GT3	1	29	11	1:41.400			165.1
2	9	GetSpeed	DEU	Anthony Bartone	USA	Fabian Schiller	DEU	Mercedes AMG GT3 EVO	GT3	2	29	24	1:41.660	0.260	0.260	164.7
3	1	Eastalent Racing	AUT	Simon Reicher	USA	Christopher Haase	DEU	Audi R8 LMS GT3 Evo II	GT3	3	26	16	1:41.747	0.347	0.087	164.6
4	77	AlManar Racing by GetSpeed	CAN	Al Faisal Al Zubair	CAN	Mikaël Grenier	CND	Mercedes AMG GT3 EVO	GT3	4	31	14	1:42.019	0.619	0.272	164.1
5	51	Spirit of Race	CHE	Nicola Marinangeli	ITA	Vicent Abril	FRA	Ferrari 296 GT3	GT3	5	26	13	1:42.130	0.730	0.111	164.0
6	20	SPS Automotive Performance	DEU	Dominik Baumann	AUT	Mikaeel Pitamber	ZAF	Mercedes AMG GT3 EVO	GT3	6	27	22	1:42.138	0.738	0.008	164.0
7	16	AF Corse	ITA	Marcelo Hahn	BRA	Allam Khodair	BRA	Ferrari 296 GT3	GT3	7	28	27	1:42.148	0.748	0.010	163.9
8	54	CBRX by SPS	DEU	Dexter Müller	CHE	Yannick Mettler	CHE	Mercedes AMG GT3 EVO	GT3	8	27	9	1:42.249	0.849	0.101	163.8
9	777	Olimp Racing	POL	Marcin Jedlinski	POL	Karol Basz	POL	Audi R8 LMS GT3 Evo II	GT3	9	29	25	1:42.294	0.894	0.045	163.7
10	61	AF Corse	ITA	Jean-Claude Saada	USA	Conrad Grunewald	USA	Ferrari 296 GT3	GT3	10	30	27	1:42.315	0.915	0.021	163.7
11	10	Oregon Team	ITA	Alessio Deledda	ITA	Jordan Pepper	ZAF	Lamborghini Huracan GT3 EVO2	GT3	11	29	18	1:42.358	0.958	0.043	163.6
12	96	Team Motopark	DEU	Lukas Dunner	AUT	Charles Bateman	GBR	Mercedes AMG GT3 EVO	GT3	12	34	23	1:42.371	0.971	0.013	163.6
13	11	racing one	DEU	Ernst Kirchmayr	AUT	Luca Ludwig	DEU	Ferrari 296 GT3	GT3	13	28	4	1:42.495	1.095	0.124	163.4
14	25	AF Corse	ITA	Alessandro Cozzi	ITA	Giorgio Sernagiotto	ITA	Ferrari 296 GT3	GT3	14	30	28	1:42.621	1.221	0.126	163.2
15	786	GetSpeed	DEU	Kiki Sak Nana	FIN	Adam Osieka	DEU	Mercedes AMG GT3 EVO	GT3	15	31	28	1:42.662	1.262	0.041	163.1
16	27	Spirit of Race	CHE	Marco Pulcini	ITA	Eddie Cheever III	ITA	Ferrari 296 GT3	GT3	16	27	22	1:42.741	1.341	0.079	163.0
17	15	Car Collection Motorsport	DEU	Gustav Bergström	SWE	Nico Menzel	DEU	Porsche 911 GT3 R (992)	GT3	17	28	13	1:42.803	1.403	0.062	162.9
18	24	Greystone GT	GBR	Andrey Borodin	IND	Oliver Webb	GBR	McLaren 720s GT3 Evo	GT3	18	11	10	1:42.810	1.410	0.007	162.9
19	95	Team Motopark	DEU	Morten Strömsted	DNK	Thomas Ikin	GBR	Mercedes AMG GT3 EVO	GT3	19	34	4	1:42.947	1.547	0.137	162.7
20	5	Olimp Racing	POL	Stanislaw Jedlinski	POL	Krystian Korzeniowski	POL	Ferrari 296 GT3	GT3	20	27	17	1:42.996	1.596	0.049	162.6
21	12	Car Collection Motorsport	DEU	Hash	USA	Alex Fontana	CHE	Porsche 911 GT3 R (992)	GT3	21	31	18	1:43.028	1.628	0.032	162.5
22	65	Team Motopark	DEU	Heiko Neumann	DEU	Timo Rumpfkeil	DEU	Mercedes AMG GT3 EVO	GT3	22	27	6	1:43.055	1.655	0.027	162.5
23	55	AF Corse	ITA	Laurent De Meeus	BEL	Jamie Stanley	GBR	Ferrari 488 GT3 MY 2020	GT3	23	33	32	1:43.159	1.759	0.104	162.3
24	66	Greystone GT	GBR	Stewart Proctor	GBR	Lewis Proctor	GBR	McLaren 720S GT3	GT3	24	26	13	1:43.230	1.830	0.071	162.2
25	19	Oregon Team	ITA	Marzio Moretti	ITA	Artem Petrov	ISR	Lamborghini Huracan GT3 EVO2	GT3	25	30	14	1:43.263	1.863	0.033	162.2
26	63	Oregon Team	ITA	Rolf Ineichen	CHE	Leonardo Pulcini	ITA	Lamborghini Huracan GT3 EVO2	GT3	26	25	21	1:43.301	1.901	0.038	162.1
27	69	Scuderia Villorba Corse	ITA	Michael Blanchemain	FRA	Jim Pla	FRA	Mercedes AMG GT3 EVO	GT3	27	26	5	1:43.335	1.935	0.034	162.1
28	108	Vimana by GetSpeed	DEU	Ameerh Naran	GBR	Tom Jackson	GBR	Mercedes AMG GT3 EVO	GT3	28	29	4	1:43.632	2.232	0.297	161.6
29	23	Pellin Racing	ITA	Thor Haugen	USA	Paolo Ruberti	ITA	Ferrari 488 GT3 2020	GT3	29	26	15	1:43.803	2.403	0.171	161.3
30	6	GetSpeed	DEU	Valentin Pierburg	DEU	Aaron Walker	GBR	Mercedes AMG GT3 EVO	GT3	30	32	17	1:44.002	2.602	0.199	161.0
31	8	Il Barone Rampante	ITA	Giuseppe Cipriani	ITA			Lamborghini Huracan GT3 EVO	GT3	31	8	7	1:45.177	3.777	1.175	159.2
32	7	Car Collection Motorsport	DEU	Bashar Mardini	CAN	Tijmen van der Helm	NLD	Porsche 911 GT3 R (992)	GT3	32	25	10	1:45.948	4.548	0.771	158.1

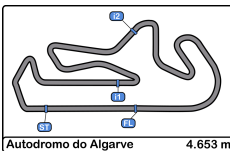
Published at:.....

Track Temp: 28.4 °C Air Temp: 19.6 °C Humidity: 56 % Track Status: DRY

Race Director:

Timekeeper:





Autodromo Int. do Algarve  
 International GT Open  
 Private test - 2  
 Provisional Results by Class



International GT Open																
Cls	N°	Entrant/Team	Nat	Driver 1	Nat	Driver 2	Nat	Vehicle	Cat	Cls	Laps	Best	Time	Gap	Interval	Km/h
33	88	Spirit of Race		Gino Forgione		Michele Rugolo		Ferrari 296 GT3	GT3	33	5	2	1:49.046	7.646	3.098	153.6

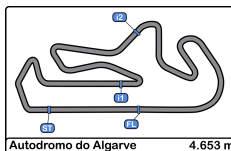
Published at:.....

Track Temp: 28.4 °C Air Temp: 19.6 °C Humidity: 56 % Track Status: DRY

Race Director:

Timekeeper:




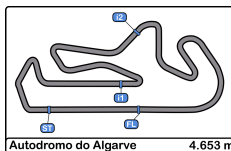


**Autodromo Int. do Algarve**  
**International GT Open**  
**Private test - 2**  
**Lap Analysis**



1							5								
Simon Reicher							Stanislaw Jedlinski								
Audi R8 LMS GT3 Evo II							Ferrari 296 GT3								
PRO Christopher Haase							AM Krystian Korzeniowski								
Eastalent Racing							Olimp Racing								
Lap	D	Time	Sector 1	Sector 2	Sector 3	T. Spd	Elapsed	Lap	D	Time	Sector 1	Sector 2	Sector 3	T. Spd	Elapsed
1		15:35:08.162	15:33:48.376	33.091	46.695		15:35:08.162	1		15:35:13.979	15:33:53.456		15:35:13.979		15:35:13.979
2		1:44.981	32.389		2:31.676	257.1	15:36:53.143	2		1:53.217			15:37:07.196		15:37:07.196
3		1:42.947	32.424		4:14.623	256.5	15:38:36.090	3		2:04.873 P	35.449		15:39:12.069	247.7	15:39:12.069
4		1:42.520	32.143		5:57.143	258.3	15:40:18.610	4		2:57.797	1:35.389		15:42:09.866		15:42:09.866
5		1:45.262	32.135		7:42.405	258.9	15:42:03.872	5		1:55.079	35.692		15:44:04.945		15:44:04.945
6		1:42.417	32.015		9:24.822	257.7	15:43:46.289	6		2:00.024	36.619		15:46:04.969	247.1	15:46:04.969
7		1:48.275 P	32.017		11:13.097	258.3	15:45:34.564	7		1:56.008	36.821		15:48:00.977		15:48:00.977
8		7:11.417	5:57.706	32.451	41.260		15:52:45.981	8		1:59.950	36.067		15:50:00.927		15:50:00.927
9		1:48.629	32.438	32.887	43.304	252.9	15:54:34.610	9		2:07.048 P	37.693		15:52:07.975		15:52:07.975
10		1:42.722	32.234		2:26.026	257.1	15:56:17.332	10		9:31.347	8:11.300		16:01:39.322		16:01:39.322
11		1:42.940	32.055		4:08.966	258.9	15:58:00.272	11		1:51.164	34.637		16:03:30.486	251.1	16:03:30.486
12		1:42.364	32.002		5:51.330	258.3	15:59:42.636	12		1:59.436	35.393		16:05:29.922	248.2	16:05:29.922
13		1:50.818 P	32.734		7:42.148	257.1	16:01:33.454	13		1:57.350	35.477		16:07:27.272	249.4	16:07:27.272
14		7:25.938	6:04.453	32.041	49.444		16:08:59.392	14		2:00.215	36.287		16:09:27.487	248.2	16:09:27.487
15		1:42.144	32.114		2:31.588	255.9	16:10:41.536	15		2:05.047 P	35.451	34.679	54.917	246.5	16:11:32.534
16		1:41.747	31.851		4:13.335	256.5	16:12:23.283	16		4:07.634	2:53.623	32.504	41.507		16:15:40.168
17		1:44.694	32.009		5:58.029	257.1	16:14:07.977	17		1:42.996	32.249	31.823	38.924	256.5	16:17:23.164
18		1:42.234	31.905		7:40.263	256.5	16:15:50.211	18		1:43.880	32.712	31.922	39.246	257.1	16:19:07.044
19		1:48.020 P	32.126		9:28.283	258.3	16:17:38.231	19		1:43.584	32.501	32.145	38.938	255.3	16:20:50.628
20		5:54.434	4:42.922	32.034	39.478		16:23:32.665	20		1:43.785	32.445	32.571	38.769	255.9	16:22:34.413
21		1:44.066	32.671	31.558	39.837	254.1	16:25:16.731	21		1:43.269	32.350	31.967	38.952	255.9	16:24:17.682
22		1:43.786	32.607	31.668	39.511	254.7	16:27:00.517	22		1:43.127	32.215	32.019	38.893	257.7	16:26:00.809
23		1:43.572	32.313	31.542	39.717	257.1	16:28:44.089	23		1:43.668	32.306	32.057	39.305	255.9	16:27:44.477
24		1:44.642	32.367	31.726	40.549	257.1	16:30:28.731	24		1:43.128	32.120	32.042	38.966	258.9	16:29:27.605
25		1:44.244	32.637	31.943	39.664	255.9	16:32:12.975	25		1:43.647	32.408	32.093	39.146	260.2	16:31:11.252
26		1:55.732 P	36.042	33.275	46.415	248.2	16:34:08.707	26		1:43.309	32.195	31.953	39.161	258.9	16:32:54.561
								27		1:50.938 P	33.093	32.739	45.106	258.3	16:34:45.499





**Autodromo Int. do Algarve**  
**International GT Open**  
**Private test - 2**  
**Lap Analysis**



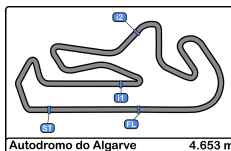
**6** Valentin Pierburg Mercedes AMG GT3 EVO **7** Bashar Mardini Porsche 911 GT3 R (992)

PROAM Aaron Walker						GetSpeed		PROAM Tijmen van der Helm				Car Collection Motorsport			
Lap	D	Time	Sector 1	Sector 2	Sector 3	T. Spd	Elapsed	Lap	D	Time	Sector 1	Sector 2	Sector 3	T. Spd	Elapsed
1		15:34:36.122	15:33:21.705		15:34:36.122		15:34:36.122	1		15:34:21.257	15:33:06.578		15:34:21.257		15:34:21.257
2		1:46.807	33.699		15:36:22.929	252.3	15:36:22.929	2		1:47.019	33.728		15:36:08.276	255.3	15:36:08.276
3		1:51.142 P	33.105		15:38:14.071	251.7	15:38:14.071	3		1:47.881	33.627		15:37:56.157	254.7	15:37:56.157
4		3:44.647	2:28.448		15:41:58.718		15:41:58.718	4		1:49.145	34.448		15:39:45.302	257.7	15:39:45.302
5		1:45.176	33.199		15:43:43.894	250.5	15:43:43.894	5		1:53.025	33.932		15:41:38.327	257.1	15:41:38.327
6		1:46.009	32.971		15:45:29.903	252.9	15:45:29.903	6		1:56.642 P	33.571		15:43:34.969	254.1	15:43:34.969
7		1:44.656	32.571		15:47:14.559	251.7	15:47:14.559	7		11:37.658	10:23.305		15:55:12.627		15:55:12.627
8		1:45.194	32.560		15:48:59.753	252.3	15:48:59.753	8		1:46.420	33.697		15:56:59.047	251.7	15:56:59.047
9		1:44.677	32.689		15:50:44.430	252.3	15:50:44.430	9		1:47.755	34.986		15:58:46.802	254.7	15:58:46.802
10		1:45.821	33.002		15:52:30.251	253.5	15:52:30.251	10		1:45.948	33.148		16:00:32.750	254.1	16:00:32.750
11		1:44.417	32.616		15:54:14.668	251.7	15:54:14.668	11		1:46.870	33.574		16:02:19.620	252.3	16:02:19.620
12		1:50.955 P	32.620		15:56:05.623	253.5	15:56:05.623	12		1:53.844 P	33.138		16:04:13.464	255.3	16:04:13.464
13		3:58.147	2:45.466		16:00:03.770		16:00:03.770	13		7:41.446	6:25.096	34.181	42.169		16:11:54.910
14		1:44.595	32.767		16:01:48.365	251.1	16:01:48.365	14		1:48.925	34.006	33.567	41.352	249.4	16:13:43.835
15		1:44.519	32.625		16:03:32.884	252.9	16:03:32.884	15		1:48.982	34.042	33.746	41.194	250.0	16:15:32.817
16		1:45.266	32.826		16:05:18.150	251.7	16:05:18.150	16		1:50.073	34.711	33.456	41.906	226.4	16:17:22.890
17		1:44.002	32.507		16:07:02.152	252.9	16:07:02.152	17		1:50.261	34.396	33.695	42.170	248.2	16:19:13.151
18		1:44.027	32.597		16:08:46.179	252.3	16:08:46.179	18		1:48.156	33.857	33.384	40.915	250.0	16:21:01.307
19		1:51.127 P	32.684		16:10:37.306	251.7	16:10:37.306	19		1:58.581 P	33.745	34.206	50.630	252.9	16:22:59.888
20		3:21.956	2:09.149	32.567	40.240		16:13:59.262	20		3:05.055	1:50.421	33.727	40.907		16:26:04.943
21		1:46.312	33.285	32.712	40.315	251.1	16:15:45.574	21		1:47.203	33.338	33.110	40.755	250.5	16:27:52.146
22		1:45.708	32.973	32.501	40.234	252.3	16:17:31.282	22		1:46.420	33.125	32.672	40.623	255.3	16:29:38.566
23		1:46.085	33.114	32.736	40.235	251.1	16:19:17.367	23		1:52.302	35.608	33.436	43.258	236.8	16:31:30.868
24		1:46.635	33.512	32.945	40.178	250.0	16:21:04.002	24		1:47.975	33.999	33.270	40.706	252.3	16:33:18.843
25		1:46.465	32.788	33.296	40.381	252.9	16:22:50.467	25		1:58.391 P	36.018	33.229	49.144	252.3	16:35:17.234

**8** Giuseppe Cipriani Lamborghini Huracan GT3 EVO

AM						II Barone Rampante									
Lap	D	Time	Sector 1	Sector 2	Sector 3	T. Spd	Elapsed	Lap	D	Time	Sector 1	Sector 2	Sector 3	T. Spd	Elapsed
1		15:34:44.232			15:34:44.232		15:34:44.232	1		15:34:44.232			15:34:44.232		15:34:44.232
2		1:46.916	33.732		15:36:31.148		15:36:31.148	2		1:46.916	33.732		15:36:31.148		15:36:31.148
3		1:46.706	33.161		15:38:17.854	249.4	15:38:17.854	3		1:46.706	33.161		15:38:17.854	249.4	15:38:17.854
4		1:45.911	33.460		15:40:03.765		15:40:03.765	4		1:45.911	33.460		15:40:03.765		15:40:03.765
5		1:47.271	33.766		15:41:51.036	253.5	15:41:51.036	5		1:47.271	33.766		15:41:51.036	253.5	15:41:51.036
6		1:45.569	32.871		15:43:36.605	257.1	15:43:36.605	6		1:45.569	32.871		15:43:36.605	257.1	15:43:36.605
7		1:45.177	32.848		15:45:21.782	252.3	15:45:21.782	7		1:45.177	32.848		15:45:21.782	252.3	15:45:21.782
8		1:55.491 P	32.999		15:47:17.273	251.1	15:47:17.273	8		1:55.491 P	32.999		15:47:17.273	251.1	15:47:17.273





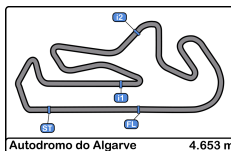
**Autodromo Int. do Algarve**  
**International GT Open**  
**Private test - 2**  
**Lap Analysis**



9 Anthony Bartone Mercedes AMG GT3 EVO						10 Alessio Deledda Lamborghini Huracan GT3 EVO2									
PRO Fabian Schiller			GetSpeed			PRO Jordan Pepper			Oregon Team						
Lap	D	Time	Sector 1	Sector 2	Sector 3	T. Spd	Elapsed	Lap	D	Time	Sector 1	Sector 2	Sector 3	T. Spd	Elapsed
1		15:34:58.898	15:33:41.539		15:34:58.898		15:34:58.898	1		15:35:38.542	15:34:25.845		15:35:38.542		15:35:38.542
2		1:42.084	31.938		15:36:40.982	254.7	15:36:40.982	2		1:50.206	32.587		15:37:28.748	250.0	15:37:28.748
3		1:43.274	32.124		15:38:24.256	257.1	15:38:24.256	3		1:44.135	32.496		15:39:12.883	253.5	15:39:12.883
4		1:42.152	31.924		15:40:06.408	257.7	15:40:06.408	4		1:58.201 P	37.880		15:41:11.084	253.5	15:41:11.084
5		1:43.592	32.246		15:41:50.000	257.7	15:41:50.000	5		4:26.204	3:07.953		15:45:37.288		15:45:37.288
6		1:42.840	31.925		15:43:32.840	257.1	15:43:32.840	6		1:44.039	32.623		15:47:21.327	251.1	15:47:21.327
7		1:50.092 P	32.055		15:45:22.932	255.9	15:45:22.932	7		1:44.040	32.677		15:49:05.367	254.1	15:49:05.367
8		3:25.883	2:11.125		15:48:48.815		15:48:48.815	8		1:45.596	32.421		15:50:50.963	254.7	15:50:50.963
9		1:46.737	34.197		15:50:35.552	251.1	15:50:35.552	9		1:43.771	32.524		15:52:34.734	255.3	15:52:34.734
10		1:52.740 P	33.370		15:52:28.292	255.3	15:52:28.292	10		1:43.576	32.432		15:54:18.310	254.1	15:54:18.310
11		2:42.402	1:30.092		15:55:10.694		15:55:10.694	11		1:52.534 P	34.549		15:56:10.844	254.7	15:56:10.844
12		1:44.485	32.474		15:56:55.179	254.1	15:56:55.179	12		3:30.224	2:17.975		15:59:41.068		15:59:41.068
13		1:43.708	32.366		15:58:38.887	255.9	15:58:38.887	13		1:50.243 P	33.807		16:01:31.311	250.0	16:01:31.311
14		1:46.532	32.444		16:00:25.419	255.9	16:00:25.419	14		4:15.329	2:58.765		16:05:46.640		16:05:46.640
15		1:43.925	32.556		16:02:09.344	255.3	16:02:09.344	15		1:45.609	32.154		16:07:32.249	253.5	16:07:32.249
16		1:43.822	32.576		16:03:53.166	256.5	16:03:53.166	16		1:44.132	32.343		16:09:16.381	254.7	16:09:16.381
17		1:50.931 P	32.234		16:05:44.097	258.9	16:05:44.097	17		1:43.039	32.121		16:10:59.420	255.3	16:10:59.420
18		5:12.585	3:56.585	35.516	40.484		16:10:56.682	18		1:42.358	32.047	31.551	38.760	256.5	16:12:41.778
19		1:44.045	32.257	31.870	39.918	257.1	16:12:40.727	19		1:42.752	31.975		2:21.512	257.1	16:14:24.530
20		1:42.734	32.142	31.744	38.848	256.5	16:14:23.461	20		1:52.664 P	35.974	32.638	44.052	255.9	16:16:17.194
21		1:43.656	31.977	31.756	39.923	255.9	16:16:07.117	21		4:21.786	3:07.958		5:05.838		16:20:38.980
22		1:50.083 P	32.086	31.876	46.121	257.7	16:17:57.200	22		1:46.171	33.473		6:52.009	251.7	16:22:25.151
23		3:28.017	2:10.187	34.673	43.157		16:21:25.217	23		1:45.164	32.938		8:37.173	252.9	16:24:10.315
24		1:41.660	31.897	31.312	38.451	255.3	16:23:06.877	24		1:44.964	33.021		10:22.137	254.7	16:25:55.279
25		1:49.720	32.712	31.891	45.117	257.1	16:24:56.597	25		1:51.100	32.715	32.097	46.288	252.9	16:27:46.379
26		1:44.948	31.987	31.699	41.262	256.5	16:26:41.545	26		1:44.877	32.995		2:31.165	254.7	16:29:31.256
27		1:46.581	33.962	33.176	39.443	257.7	16:28:28.126	27		1:44.342	32.711	32.126	39.505	256.5	16:31:15.598
28		1:41.725	31.786	31.356	38.583	258.3	16:30:09.851	28		1:43.892	32.320	32.070	39.502	255.3	16:32:59.490
29		1:52.201 P	32.200	31.666	48.335	259.6	16:32:02.052	29		2:08.513 P	36.742		2:48.015	254.7	16:35:08.003






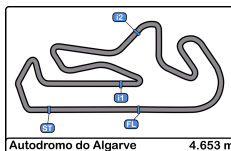


**Autodromo Int. do Algarve**  
**International GT Open**  
**Private test - 2**  
**Lap Analysis**



11 Ernst Kirchmayr						12 Hash									
PROAM Luca Ludwig						Porsche 911 GT3 R (992)									
racing one						Car Collection Motorsport									
Lap	D	Time	Sector 1	Sector 2	Sector 3	T. Spd	Elapsed	Lap	D	Time	Sector 1	Sector 2	Sector 3	T. Spd	Elapsed
1		15:34:48.770	15:33:28.153		15:34:48.770		15:34:48.770	1		15:33:59.913	15:32:43.234		15:33:59.913		15:33:59.913
2		1:44.941	32.140		15:36:33.711	259.6	15:36:33.711	2		1:51.027	34.564		15:35:50.940	252.9	15:35:50.940
3		1:43.415	31.993		15:38:17.126	259.6	15:38:17.126	3		1:51.730	34.641		15:37:42.670	251.1	15:37:42.670
4		1:42.495	31.998		15:39:59.621	257.7	15:39:59.621	4		1:50.960	34.686		15:39:33.630	251.1	15:39:33.630
5		1:48.842 P	32.016		15:41:48.463	260.2	15:41:48.463	5		1:52.506	36.099		15:41:26.136	250.0	15:41:26.136
6		3:51.974	2:40.895		15:45:40.437		15:45:40.437	6		1:51.273	34.854		15:43:17.409	249.4	15:43:17.409
7		1:42.824	31.937		15:47:23.261	258.3	15:47:23.261	7		1:50.474	34.904		15:45:07.883	250.5	15:45:07.883
8		1:43.103	32.147		15:49:06.364	259.6	15:49:06.364	8		1:49.935	34.508		15:46:57.818	250.0	15:46:57.818
9		1:49.107 P	32.114		15:50:55.471	260.2	15:50:55.471	9		1:50.823	35.037		15:48:48.641	251.1	15:48:48.641
10		4:12.691	2:55.187		15:55:08.162		15:55:08.162	10		1:57.309 P	34.377		15:50:45.950	251.7	15:50:45.950
11		1:48.525	33.119		15:56:56.687	257.7	15:56:56.687	11		4:28.690	3:14.957		15:55:14.640		15:55:14.640
12		1:46.275	32.950		15:58:42.962	257.1	15:58:42.962	12		1:44.801	32.865		15:56:59.441	253.5	15:56:59.441
13		1:48.411	33.476		16:00:31.373	256.5	16:00:31.373	13		1:50.931 P	33.141		15:58:50.372	256.5	15:58:50.372
14		1:57.153 P	33.599		16:02:28.526	255.3	16:02:28.526	14		3:17.272	2:02.042		16:02:07.644		16:02:07.644
15		5:42.015	4:25.749		16:08:10.541		16:08:10.541	15		1:43.239	32.367		16:03:50.883	255.3	16:03:50.883
16		1:48.151	33.588		16:09:58.692	254.1	16:09:58.692	16		1:43.043	32.318		16:05:33.926	256.5	16:05:33.926
17		1:50.971	37.379	33.163	40.429	253.5	16:11:49.663	17		1:47.217	32.228		16:07:21.143	257.7	16:07:21.143
18		1:55.858 P	33.111	34.816	47.931	258.9	16:13:45.521	18		1:43.028	32.310		16:09:04.171	255.3	16:09:04.171
19		3:25.532	2:12.120	33.172	40.240		16:17:11.053	19		1:43.401	32.483	32.017	38.901	255.9	16:10:47.572
20		1:44.752	32.523	32.273	39.956	256.5	16:18:55.805	20		1:43.232	32.214	32.067	38.951	256.5	16:12:30.804
21		1:45.186	33.007	32.389	39.790	255.9	16:20:40.991	21		1:43.351	32.333	32.064	38.954	255.9	16:14:14.155
22		1:44.800	32.640	32.157	40.003	257.1	16:22:25.791	22		1:51.817 P	33.517	32.200	46.100	256.5	16:16:05.972
23		1:56.172 P	34.202	33.393	48.577	257.7	16:24:21.963	23		3:11.361	1:54.809	34.078	42.474		16:19:17.333
24		3:14.061	2:01.463	32.478	40.120		16:27:36.024	24		1:50.804	35.311	34.009	41.484	248.2	16:21:08.137
25		1:42.947	32.289	31.800	38.858	260.2	16:29:18.971	25		1:51.191	34.669	34.351	42.171	252.3	16:22:59.328
26		1:43.083	31.824	31.523	39.736	262.1	16:31:02.054	26		1:50.778	34.678	34.023	42.077	249.4	16:24:50.106
27		1:43.596	31.970	32.198	39.428	261.5	16:32:45.650	27		1:53.156	35.056	34.593	43.507	248.8	16:26:43.262
28		1:55.961 P	33.986	32.341	49.634	257.7	16:34:41.611	28		1:52.835	36.610	34.149	42.076	250.5	16:28:36.097
								29		1:50.941	34.702	34.073	42.166	251.7	16:30:27.038
								30		1:50.457	34.279	34.558	41.620	251.7	16:32:17.495
								31		2:05.483 P	34.710	35.466	55.307	250.0	16:34:22.978



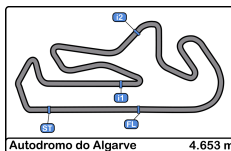


**Autodromo Int. do Algarve**  
**International GT Open**  
**Private test - 2**  
**Lap Analysis**



15							16								
Gustav Bergström							Marcelo Hahn								
Porsche 911 GT3 R (992)							Ferrari 296 GT3								
PRO Nico Menzel							PROAM Allam Khodair								
Car Collection Motorsport							AF Corse								
Lap	D	Time	Sector 1	Sector 2	Sector 3	T. Spd	Elapsed	Lap	D	Time	Sector 1	Sector 2	Sector 3	T. Spd	Elapsed
1		15:34:13.109	15:32:59.440		15:34:13.109		15:34:13.109	1		15:35:14.778	15:33:59.361		15:35:14.778		15:35:14.778
2		1:44.831	32.696		15:35:57.940	254.7	15:35:57.940	2		1:48.027	33.814		15:37:02.805	252.9	15:37:02.805
3		1:44.542	33.137		15:37:42.482	253.5	15:37:42.482	3		1:48.050	33.435		15:38:50.855	252.3	15:38:50.855
4		1:44.654	32.830		15:39:27.136	254.7	15:39:27.136	4		1:48.220	33.862		15:40:39.075	254.1	15:40:39.075
5		1:51.394 P	32.882		15:41:18.530	254.1	15:41:18.530	5		1:48.535	33.535		15:42:27.610	253.5	15:42:27.610
6		8:44.144	7:31.977		15:50:02.674		15:50:02.674	6		1:47.831	33.346		15:44:15.441	254.1	15:44:15.441
7		1:44.438	33.026		15:51:47.112	252.9	15:51:47.112	7		1:48.636	33.501		15:46:04.077	253.5	15:46:04.077
8		1:43.730	32.528		15:53:30.842	255.3	15:53:30.842	8		1:47.390	33.355		15:47:51.467	252.3	15:47:51.467
9		1:50.616 P	32.587		15:55:21.458	257.1	15:55:21.458	9		1:57.043 P	33.591		15:49:48.510	254.1	15:49:48.510
10		2:34.383	1:16.710		15:57:55.841		15:57:55.841	10		7:19.601	6:06.026		15:57:08.111		15:57:08.111
11		1:42.894	32.530		15:59:38.735	253.5	15:59:38.735	11		1:46.839	33.233		15:58:54.950	254.1	15:58:54.950
12		1:42.869	32.141		16:01:21.604	254.7	16:01:21.604	12		1:46.872	33.310		16:00:41.822	252.3	16:00:41.822
13		1:42.803	32.218		16:03:04.407	256.5	16:03:04.407	13		1:47.592	33.279		16:02:29.414	253.5	16:02:29.414
14		1:48.567 P	32.114		16:04:52.974	256.5	16:04:52.974	14		1:54.203 P	33.481		16:04:23.617	253.5	16:04:23.617
15		3:03.363	1:50.811		16:07:56.337		16:07:56.337	15		4:59.446	3:42.652		16:09:23.063		16:09:23.063
16		1:45.132	33.123		16:09:41.469	253.5	16:09:41.469	16		1:45.627	32.670	32.171	40.786	254.1	16:11:08.690
17		1:44.607	32.790	32.318	39.499	254.7	16:11:26.076	17		1:43.182	32.125	32.144	38.913	257.7	16:12:51.872
18		1:45.102	32.777	32.504	39.821	254.1	16:13:11.178	18		1:42.572	31.935	31.643	38.994	256.5	16:14:34.444
19		1:45.818	33.532	32.534	39.752	255.9	16:14:56.996	19		1:49.237	35.530	33.521	40.186	256.5	16:16:23.681
20		1:51.962 P	32.945	32.950	46.067	254.7	16:16:48.958	20		1:42.514	31.961	31.533	39.020	256.5	16:18:06.195
21		5:23.007	4:09.671	32.870	40.466		16:22:11.965	21		1:50.578 P	32.974	31.860	45.744	257.1	16:19:56.773
22		1:44.957	33.028	32.311	39.618	252.3	16:23:56.922	22		4:46.069	3:31.631	33.215	41.223		16:24:42.842
23		1:45.195	32.796	32.256	40.143	254.1	16:25:42.117	23		1:49.076	33.579	33.016	42.481	255.3	16:26:31.918
24		1:45.300	32.967	32.631	39.702	252.3	16:27:27.417	24		1:42.241	31.910	31.524	38.807	256.5	16:28:14.159
25		1:44.556	32.897	32.371	39.288	255.9	16:29:11.973	25		1:50.256	34.554	35.954	39.748	262.1	16:30:04.415
26		1:44.481	32.573	32.510	39.398	257.1	16:30:56.454	26		1:46.161	31.933	31.555	42.673	258.9	16:31:50.576
27		1:44.575	32.678	32.442	39.455	256.5	16:32:41.029	27		1:42.148	32.060	31.432	38.656	256.5	16:33:32.724
28		1:57.635 P	35.793	33.799	48.043	207.2	16:34:38.664	28		1:52.823 P	34.506	31.656	46.661	257.7	16:35:25.547



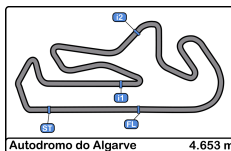


**Autodromo Int. do Algarve**  
**International GT Open**  
**Private test - 2**  
**Lap Analysis**



17						19									
Diego Menchaca						Marzio Moretti									
Mercedes AMG GT3 EVO						Lamborghini Huracan GT3 EVO2									
PRO			Team Motopark			PRO			Oregon Team						
Marcos Siebert						Artem Petrov									
Lap	D	Time	Sector 1	Sector 2	Sector 3	T. Spd	Elapsed	Lap	D	Time	Sector 1	Sector 2	Sector 3	T. Spd	Elapsed
1		15:33:49.838	15:32:38.684		15:33:49.838		15:33:49.838	1		15:34:33.732	15:33:18.172		15:34:33.732		15:34:33.732
2		1:43.033	32.250		15:35:32.871	258.3	15:35:32.871	2		1:44.734	32.828		15:36:18.466	251.1	15:36:18.466
3		1:42.177	32.133		15:37:15.048	257.1	15:37:15.048	3		1:44.343	32.715		15:38:02.809	251.7	15:38:02.809
4		1:43.763	32.249		15:38:58.811	257.7	15:38:58.811	4		1:44.415	32.591		15:39:47.224	255.3	15:39:47.224
5		1:42.360	32.192		15:40:41.171	258.3	15:40:41.171	5		1:47.254	33.363		15:41:34.478	255.3	15:41:34.478
6		1:44.512	32.152		15:42:25.683	258.9	15:42:25.683	6		1:44.801	32.911		15:43:19.279	253.5	15:43:19.279
7		1:42.462	32.232		15:44:08.145	258.3	15:44:08.145	7		1:44.795	32.939		15:45:04.074	253.5	15:45:04.074
8		1:51.412 P	33.276		15:45:59.557	258.3	15:45:59.557	8		1:44.499	32.678		15:46:48.573	252.9	15:46:48.573
9		5:23.813	4:12.882		15:51:23.370		15:51:23.370	9		1:52.963 P	32.904		15:48:41.536	252.9	15:48:41.536
10		1:41.482	31.868		15:53:04.852	258.9	15:53:04.852	10		3:33.988	2:18.277		15:52:15.524		15:52:15.524
11		1:41.400	31.889		15:54:46.252	258.3	15:54:46.252	11		1:48.134	35.240		15:54:03.658	220.4	15:54:03.658
12		1:47.079	32.275		15:56:33.331	258.9	15:56:33.331	12		1:43.339	32.547		15:55:46.997	252.9	15:55:46.997
13		1:42.094	31.954		15:58:15.425	258.9	15:58:15.425	13		1:43.980	32.339		15:57:30.977	254.1	15:57:30.977
14		1:43.794	31.765		15:59:59.219	259.6	15:59:59.219	14		1:43.263	32.226		15:59:14.240	254.7	15:59:14.240
15		1:52.023 P	32.150		16:01:51.242	258.3	16:01:51.242	15		1:43.989	32.413		16:00:58.229	253.5	16:00:58.229
16		5:32.011	4:19.806		16:07:23.253		16:07:23.253	16		1:52.135 P	34.612		16:02:50.364	252.9	16:02:50.364
17		1:43.374	32.525		16:09:06.627	255.3	16:09:06.627	17		4:32.321	3:19.380		16:07:22.685		16:07:22.685
18		1:43.629	33.035	31.705	38.889	257.1	16:10:50.256	18		1:46.074	33.548		16:09:08.759	251.7	16:09:08.759
19		1:43.466	32.275	32.012	39.179	257.7	16:12:33.722	19		1:46.044	32.879	32.706	40.459	252.3	16:10:54.803
20		1:42.963	32.228	31.536	39.199	258.3	16:14:16.685	20		1:51.680 P	32.789	32.835	46.056	254.7	16:12:46.483
21		1:44.140	32.552	31.980	39.608	257.7	16:16:00.825	21		6:25.523	5:13.145	32.742	39.636		16:19:12.006
22		1:48.147 P	32.139	31.605	44.403	256.5	16:17:48.972	22		1:44.946	32.701	32.100	40.145	250.0	16:20:56.952
23		4:06.515	2:50.264	33.867	42.384		16:21:55.487	23		1:44.919	32.587	32.777	39.555	251.1	16:22:41.871
24		1:42.107	32.132	31.292	38.683	255.9	16:23:37.594	24		1:44.103	32.582	32.182	39.339	251.7	16:24:25.974
25		1:42.147	31.887	31.245	39.015	258.9	16:25:19.741	25		1:44.155	32.354	32.203	39.598	254.7	16:26:10.129
26		1:46.070	31.839	32.257	41.974	259.6	16:27:05.811	26		1:44.108	32.529	32.056	39.523	253.5	16:27:54.237
27		1:41.981	31.848	31.452	38.681	260.2	16:28:47.792	27		1:44.414	32.313	32.300	39.801	257.1	16:29:38.651
28		1:46.248	33.218	34.038	38.992	262.1	16:30:34.040	28		1:44.534	32.821	32.230	39.483	255.3	16:31:23.185
29		1:51.748 P	32.484	31.482	47.782	262.1	16:32:25.788	29		1:43.764	32.373	32.172	39.219	254.1	16:33:06.949
								30		2:03.708 P	34.982	34.573	54.153	248.2	16:35:10.657





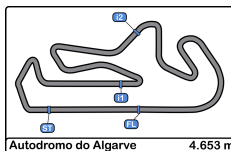
**Autodromo Int. do Algarve**  
**International GT Open**  
**Private test - 2**  
**Lap Analysis**



20							23								
PRO							PROAM								
Lap	D	Time	Sector 1	Sector 2	Sector 3	T. Spd	Elapsed	Lap	D	Time	Sector 1	Sector 2	Sector 3	T. Spd	Elapsed
Dominik Baumann Mercedes AMG GT3 EVO							Thor Haugen Ferrari 488 GT3 2020								
Mikaeel Pitamber SPS Automotive Performance							Paolo Ruberti Pellin Racing								
1		15:34:06.769	15:32:53.863		15:34:06.769		15:34:06.769	1		15:35:18.495	15:33:35.436	54.265	48.794		15:35:18.495
2		1:43.915	32.430		15:35:50.684	254.1	15:35:50.684	2		1:52.430	35.773	34.734	41.923	244.8	15:37:10.925
3		1:43.444	32.647		15:37:34.128	252.3	15:37:34.128	3		2:42.237 P	1:05.614	40.400	56.223	246.0	15:39:53.162
4		1:43.345	32.449		15:39:17.473	254.7	15:39:17.473	4		5:27.006	4:09.284	34.086	43.636		15:45:20.168
5		1:43.048	32.614		15:41:00.521	252.9	15:41:00.521	5		1:50.396	34.477	33.883	42.036	248.2	15:47:10.564
6		1:43.209	32.471		15:42:43.730	255.3	15:42:43.730	6		1:51.962	34.574	34.258	43.130	247.7	15:49:02.526
7		1:43.160	32.394		15:44:26.890	255.3	15:44:26.890	7		1:52.130	34.784	35.482	41.864	247.1	15:50:54.656
8		1:50.024 P	32.724		15:46:16.914	255.3	15:46:16.914	8		1:51.416	34.398	34.241	42.777	248.8	15:52:46.072
9		4:02.381	2:49.549		15:50:19.295		15:50:19.295	9		1:50.189	34.747	33.686	41.756	243.7	15:54:36.261
10		1:42.468	32.280		15:52:01.763	255.3	15:52:01.763	10		1:51.765	36.024	34.236	41.505	247.7	15:56:28.026
11		1:42.200	32.099		15:53:43.963	256.5	15:53:43.963	11		1:57.002 P	34.244	33.186	49.572	248.8	15:58:25.028
12		1:44.369	32.083		15:55:28.332	257.1	15:55:28.332	12		6:06.614	4:52.411	34.759	39.444		16:04:31.642
13		1:49.086 P	32.325		15:57:17.418	254.7	15:57:17.418	13		1:44.978	33.753	32.269	38.956	255.9	16:06:16.620
14		6:31.160	5:20.088		16:03:48.578		16:03:48.578	14		1:47.912	32.915	34.315	40.682	256.5	16:08:04.532
15		1:52.050	32.222		16:05:40.628	257.1	16:05:40.628	15		1:43.803	32.674	32.164	38.965	255.3	16:09:48.335
16		1:44.322	32.444		16:07:24.950	252.3	16:07:24.950	16		1:44.117	32.711	32.095	39.311	255.9	16:11:32.452
17		1:48.912	32.350		16:09:13.862	255.9	16:09:13.862	17		1:52.052 P	32.571	32.333	47.148	254.7	16:13:24.504
18		1:49.380 P	32.341	31.721	45.318	254.7	16:11:03.242	18		5:42.921	4:27.518	32.970	42.433		16:19:07.425
19		5:02.416	3:45.159	32.370	44.887		16:16:05.658	19		1:50.990	34.277	33.711	43.002	249.4	16:20:58.415
20		1:42.336	32.247	31.472	38.617	254.1	16:17:47.994	20		1:50.082	34.063	34.976	41.043	246.0	16:22:48.497
21		1:42.783	32.196	31.729	38.858	255.9	16:19:30.777	21		1:49.694	34.028	33.054	42.612	250.0	16:24:38.191
22		1:42.138	31.917	31.631	38.590	257.1	16:21:12.915	22		1:51.219	36.489	33.307	41.423	246.5	16:26:29.410
23		1:52.157 P	32.092	32.229	47.836	258.3	16:23:05.072	23		1:49.324	34.442	33.681	41.201	249.4	16:28:18.734
24		4:08.961	2:58.005	31.969	38.987		16:27:14.033	24		1:47.421	33.699	33.121	40.601	251.7	16:30:06.155
25		1:42.663	31.977	31.804	38.882	258.3	16:28:56.696	25		2:00.284	33.357	33.201	53.726	253.5	16:32:06.439
26		1:42.319	31.921	31.774	38.624	257.1	16:30:39.015	26		2:01.040 P	39.755	33.242	48.043	196.0	16:34:07.479
27		1:50.339 P	31.990	32.643	45.706	257.1	16:32:29.354								

24							
PROAM							
Lap	D	Time	Sector 1	Sector 2	Sector 3	T. Spd	Elapsed
Andrey Borodin McLaren 720s GT3 Evo							
Oliver Webb Greystone GT							
1		15:34:42.232	15:33:20.985		15:34:42.232		15:34:42.232
2		1:52.557	36.403		15:36:34.789	244.8	15:36:34.789
3		2:08.943 P	33.550		15:38:43.732	253.5	15:38:43.732
4		43:37.576	42:16.930	37.346	43.300		16:22:21.308
5		1:48.321	34.255	33.305	40.761	248.2	16:24:09.629
6		1:47.551	34.411	33.187	39.953	248.8	16:25:57.180
7		1:44.230	32.519	31.781	39.930	254.1	16:27:41.410
8		1:45.593	33.164	32.625	39.804	258.9	16:29:27.003
9		1:42.845	32.183	31.715	38.947	257.7	16:31:09.848
10		1:42.810	32.257	31.462	39.091	258.3	16:32:52.658
11		2:00.949 P	35.713	34.883	50.353	223.1	16:34:53.607



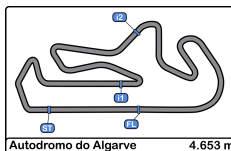


**Autodromo Int. do Algarve**  
**International GT Open**  
**Private test - 2**  
**Lap Analysis**



25						27									
PROAM			Giorgio Sernagiotto			AF Corse			PROAM			Spirit of Race			
Lap	D	Time	Sector 1	Sector 2	Sector 3	T. Spd	Elapsed	Lap	D	Time	Sector 1	Sector 2	Sector 3	T. Spd	Elapsed
1		15:34:19.079	15:33:01.020		15:34:19.079		15:34:19.079	1		15:34:40.817	15:33:26.121		15:34:40.817		15:34:40.817
2		1:47.909	34.089		15:36:06.988	252.3	15:36:06.988	2		1:45.152	32.788		15:36:25.969	249.4	15:36:25.969
3		1:48.949	34.627		15:37:55.937	257.7	15:37:55.937	3		1:44.919	32.658	32.226	40.035	251.1	15:38:10.888
4		1:49.034	34.299		15:39:44.971	255.3	15:39:44.971	4		1:44.904	32.616	32.212	40.076	252.9	15:39:55.792
5		1:48.366	33.681		15:41:33.337	254.1	15:41:33.337	5		1:44.430	32.590	32.104	39.736	253.5	15:41:40.222
6		1:47.791	33.885		15:43:21.128	255.9	15:43:21.128	6		1:47.956	32.417		2:27.692	254.1	15:43:28.178
7		1:47.138	33.635		15:45:08.266	255.9	15:45:08.266	7		1:51.378	34.557		4:19.070	252.9	15:45:19.556
8		2:05.797 P	34.495		15:47:14.063	257.7	15:47:14.063	8		1:47.158	33.516		6:06.228	250.0	15:47:06.714
9		3:44.246	2:31.173		15:50:58.309		15:50:58.309	9		1:45.228	32.909	32.298	40.021	252.3	15:48:51.942
10		1:46.217	33.657		15:52:44.526	255.9	15:52:44.526	10		1:49.548	32.969		2:29.569	254.1	15:50:41.490
11		1:46.663	33.398		15:54:31.189	252.9	15:54:31.189	11		1:55.132 P	33.065	32.523	49.544	250.0	15:52:36.622
12		1:45.119	33.130		15:56:16.308	255.3	15:56:16.308	12		4:02.780	2:45.860	33.745	43.175		15:56:39.402
13		1:45.979	32.751		15:58:02.287	255.3	15:58:02.287	13		1:50.708	33.647	35.685	41.376	251.7	15:58:30.110
14		1:45.100	32.997		15:59:47.387	257.1	15:59:47.387	14		1:45.474	33.083		2:26.850	250.0	16:00:15.584
15		1:45.899	33.026		16:01:33.286	255.9	16:01:33.286	15		1:45.566	33.018		4:12.416	252.3	16:02:01.150
16		1:45.357	33.008		16:03:18.643	256.5	16:03:18.643	16		1:45.705	33.045		5:58.121	252.3	16:03:46.855
17		1:44.991	32.973		16:05:03.634	255.9	16:05:03.634	17		1:45.246	32.835	32.346	40.065	253.5	16:05:32.101
18		1:54.150 P	32.974		16:06:57.784	256.5	16:06:57.784	18		1:52.676 P	33.150	32.284	47.242	253.5	16:07:24.777
19		4:39.555	3:23.821	34.446	41.288		16:11:37.339	19		3:39.737	2:24.835	35.303	39.599		16:11:04.514
20		1:44.077	32.656	32.004	39.417	256.5	16:13:21.416	20		1:43.170	32.289	31.801	39.080	257.1	16:12:47.684
21		1:43.046	32.255	31.725	39.066	257.1	16:15:04.462	21		1:43.083	32.011	31.885	39.187	257.7	16:14:30.767
22		1:43.433	32.131	31.591	39.711	257.7	16:16:47.895	22		1:42.741	32.139	31.710	38.892	257.1	16:16:13.508
23		1:43.058	32.265	31.632	39.161	255.9	16:18:30.953	23		1:49.747 P	32.430	32.366	44.951	258.3	16:18:03.255
24		1:42.977	32.036	31.622	39.319	257.1	16:20:13.930	24		4:49.782	3:34.299	35.965	39.518		16:22:53.037
25		1:52.468 P	32.094	31.933	48.441	257.1	16:22:06.398	25		1:43.085	32.115	32.164	38.806	255.9	16:24:36.122
26		3:26.621	2:16.067	31.488	39.066		16:25:33.019	26		1:45.988	34.321	32.543	39.124	259.6	16:26:22.110
27		1:45.938	32.277	32.049	41.612	257.1	16:27:18.957	27		1:49.013 P	32.229	31.750	45.034	257.7	16:28:11.123
28		1:42.621	32.268	31.471	38.882	259.6	16:29:01.578								
29		1:42.719	32.160	31.662	38.897	260.2	16:30:44.297								
30		2:23.019 P	32.085	31.701	1:19.233	259.6	16:33:07.316								




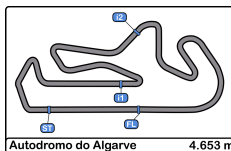


**Autodromo Int. do Algarve**  
**International GT Open**  
**Private test - 2**  
**Lap Analysis**



51					54										
Nicola Marinangeli					Dexter Müller										
Vicent Abril					Yannick Mettler										
PRO					PROAM										
Lap	D	Time	Sector 1	Sector 2	Sector 3	T. Spd	Elapsed	Lap	D	Time	Sector 1	Sector 2	Sector 3	T. Spd	Elapsed
1		15:33:58.284 P	15:32:38.514		15:33:58.284		15:33:58.284	1		15:34:50.718	15:33:36.918		15:34:50.718		15:34:50.718
2		2:56.064	1:44.560		15:36:54.348		15:36:54.348	2		1:48.675	32.461		15:36:39.393	254.1	15:36:39.393
3		1:43.709	32.403		15:38:38.057	257.1	15:38:38.057	3		1:42.297	32.196		15:38:21.690	254.7	15:38:21.690
4		1:43.395	32.119		15:40:21.452	257.1	15:40:21.452	4		1:42.529	32.140		15:40:04.219	255.3	15:40:04.219
5		1:43.455	32.279		15:42:04.907	257.1	15:42:04.907	5		1:43.307	32.713		15:41:47.526	257.7	15:41:47.526
6		1:44.416	33.242		15:43:49.323	258.3	15:43:49.323	6		1:52.947 P	32.586		15:43:40.473	256.5	15:43:40.473
7		1:45.136	32.532		15:45:34.459	257.1	15:45:34.459	7		4:28.009	3:11.371		15:48:08.482		15:48:08.482
8		1:43.720	32.329		15:47:18.179	256.5	15:47:18.179	8		1:47.522	32.058		15:49:56.004	254.1	15:49:56.004
9		1:54.329 P	32.419		15:49:12.508	257.1	15:49:12.508	9		1:42.249	32.188		15:51:38.253	254.1	15:51:38.253
10		8:53.596	7:34.674		15:58:06.104		15:58:06.104	10		1:43.138	31.987		15:53:21.391	257.7	15:53:21.391
11		1:42.377	32.186		15:59:48.481	255.9	15:59:48.481	11		1:45.162	32.261		15:55:06.553	255.3	15:55:06.553
12		1:49.362	32.205		16:01:37.843	257.7	16:01:37.843	12		1:49.355 P	32.152		15:56:55.908	255.3	15:56:55.908
13		1:42.130	32.053		16:03:19.973	255.9	16:03:19.973	13		5:19.564	4:06.142		16:02:15.472		16:02:15.472
14		1:53.155 P	32.030		16:05:13.128	258.3	16:05:13.128	14		1:46.511	33.556		16:04:01.983	250.5	16:04:01.983
15		8:35.469	7:20.913	32.919	41.637		16:13:48.597	15		1:45.848	33.209		16:05:47.831	250.5	16:05:47.831
16		1:44.356	32.875	31.744	39.737	253.5	16:15:32.953	16		1:46.811	33.081		16:07:34.642	252.9	16:07:34.642
17		1:42.978	32.248	31.692	39.038	251.7	16:17:15.931	17		1:46.883	33.324		16:09:21.525	253.5	16:09:21.525
18		1:42.703	32.077	31.473	39.153	255.9	16:18:58.634	18		1:45.256	33.039	32.237	39.980	252.3	16:11:06.781
19		1:49.349 P	33.027	32.021	44.301	256.5	16:20:47.983	19		1:47.358	34.396	33.104	39.858	252.3	16:12:54.139
20		3:36.039	2:22.334	34.140	39.565		16:24:24.022	20		1:51.752 P	32.975	32.359	46.418	254.1	16:14:45.891
21		1:42.148	31.953	31.388	38.807	256.5	16:26:06.170	21		3:58.866	2:47.134	32.181	39.551		16:18:44.757
22		1:44.534	32.155	32.307	40.072	257.1	16:27:50.704	22		1:44.275	32.867	31.860	39.548	251.1	16:20:29.032
23		1:44.618	31.900	32.382	40.336	257.7	16:29:35.322	23		1:45.645	32.926	32.520	40.199	253.5	16:22:14.677
24		1:42.386	31.918	31.532	38.936	257.7	16:31:17.708	24		1:45.171	32.759	32.449	39.963	250.5	16:23:59.848
25		1:42.491	32.027	31.543	38.921	257.7	16:33:00.199	25		1:44.207	32.764	31.921	39.522	252.3	16:25:44.055
26		2:08.846 P	37.821	37.490	53.535	248.8	16:35:09.045	26		1:44.392	32.698	32.200	39.494	252.3	16:27:28.447
								27		1:54.285 P	33.178	32.857	48.250	257.1	16:29:22.732





**Autodromo Int. do Algarve**  
**International GT Open**  
**Private test - 2**  
**Lap Analysis**

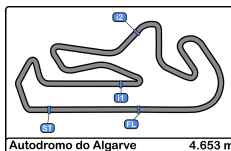


**55** Laurent De Meeus Ferrari 488 GT3 MY 2020 **61** Jean-Claude Saada Ferrari 296 GT3

PROAM Jamie Stanley AF Corse PROAM Conrad Grunewald AF Corse

Lap	D	Time	Sector 1	Sector 2	Sector 3	T. Spd	Elapsed	Lap	D	Time	Sector 1	Sector 2	Sector 3	T. Spd	Elapsed
1		15:34:10.460	15:32:49.954		15:34:10.460		15:34:10.460	1		15:34:19.154	15:33:03.502		15:34:19.154		15:34:19.154
2		1:47.319	33.806		15:35:57.779	252.9	15:35:57.779	2		1:47.973	34.445		15:36:07.127	229.7	15:36:07.127
3		1:48.819	34.757		15:37:46.598	256.5	15:37:46.598	3		1:50.460 P	33.041		15:37:57.587	257.1	15:37:57.587
4		1:47.266	33.348		15:39:33.864	257.1	15:39:33.864	4		3:59.006	2:47.309		15:41:56.593		15:41:56.593
5		1:47.731	34.666		15:41:21.595	257.7	15:41:21.595	5		1:43.267	32.204		15:43:39.860	255.9	15:43:39.860
6		1:45.977	33.119		15:43:07.572	257.1	15:43:07.572	6		1:43.549	32.368		15:45:23.409	255.3	15:45:23.409
7		1:45.336	32.700		15:44:52.908	258.3	15:44:52.908	7		1:55.584 P	32.391		15:47:18.993	255.9	15:47:18.993
8		1:46.731	32.920		15:46:39.639	257.7	15:46:39.639	8		5:05.435	3:52.344		15:52:24.428		15:52:24.428
9		2:00.690 P	35.889		15:48:40.329	222.6	15:48:40.329	9		1:46.557	33.493		15:54:10.985	251.7	15:54:10.985
10		4:09.763	2:53.080		15:52:50.092		15:52:50.092	10		1:45.697	33.272		15:55:56.682	254.1	15:55:56.682
11		1:54.667	32.702		15:54:44.759	257.7	15:54:44.759	11		1:45.802	33.262		15:57:42.484	253.5	15:57:42.484
12		1:50.516	33.677		15:56:35.275	255.3	15:56:35.275	12		1:53.140 P	33.298		15:59:35.624	252.3	15:59:35.624
13		1:45.851	33.018		15:58:21.126	256.5	15:58:21.126	13		3:09.243	1:56.806		16:02:44.867		16:02:44.867
14		1:45.829	32.895		16:00:06.955	258.3	16:00:06.955	14		1:45.301	32.982		16:04:30.168	254.7	16:04:30.168
15		1:46.260	32.933		16:01:53.215	258.9	16:01:53.215	15		1:46.053	34.068		16:06:16.221	255.3	16:06:16.221
16		1:45.478	33.143		16:03:38.693	257.7	16:03:38.693	16		1:45.314	32.993		16:08:01.535	254.1	16:08:01.535
17		2:02.825	32.386		16:05:41.518	260.2	16:05:41.518	17		1:44.517	32.769		16:09:46.052	254.7	16:09:46.052
18		1:56.554	35.813		16:07:38.072	260.2	16:07:38.072	18		1:45.205	33.460	31.830	39.915	255.3	16:11:31.257
19		1:47.071	32.968		16:09:25.143	257.7	16:09:25.143	19		1:45.414	32.873	32.189	40.352	254.1	16:13:16.671
20		1:45.619	32.795	32.490	40.334	258.3	16:11:10.762	20		1:44.375	32.501	32.384	39.490	255.3	16:15:01.046
21		1:56.205 P	34.177	33.928	48.100	255.9	16:13:06.967	21		1:53.911 P	33.034	32.667	48.210	256.5	16:16:54.957
22		3:13.596	2:02.420	32.120	39.056		16:16:20.563	22		3:21.964	2:10.206	31.760	39.998		16:20:16.921
23		1:43.684	32.279	31.902	39.503	258.9	16:18:04.247	23		1:42.626	32.134	31.659	38.833	255.3	16:21:59.547
24		1:44.246	32.472	31.919	39.855	257.1	16:19:48.493	24		1:42.766	32.142	31.696	38.928	256.5	16:23:42.313
25		1:43.370	32.306	31.875	39.189	260.2	16:21:31.863	25		1:42.607	32.018	31.580	39.009	257.1	16:25:24.920
26		1:43.161	32.215	31.786	39.160	260.2	16:23:15.024	26		1:42.906	32.141	31.667	39.098	255.9	16:27:07.826
27		1:44.801	32.206	32.493	40.102	259.6	16:24:59.825	27		1:42.315	31.868	31.556	38.891	258.9	16:28:50.141
28		1:44.474	32.446	31.960	40.068	258.9	16:26:44.299	28		1:54.392 P	33.308	32.206	48.878	260.2	16:30:44.533
29		1:46.750	35.380	32.162	39.208	262.1	16:28:31.049	29		2:52.702	1:41.887	31.817	38.998		16:33:37.235
30		1:43.495	32.424	31.765	39.306	262.7	16:30:14.544	30		1:52.509 P	32.541	32.002	47.966	256.5	16:35:29.744
31		1:44.739	32.343	32.881	39.515	260.8	16:31:59.283								
32		1:43.159	32.228	31.943	38.988	258.9	16:33:42.442								
33		1:59.333 P	34.341	33.417	51.575	260.2	16:35:41.775								





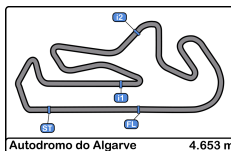
**Autodromo Int. do Algarve**  
**International GT Open**  
**Private test - 2**  
**Lap Analysis**



63						65									
PRO			Oregon Team			AM			Team Motopark						
Lap	D	Time	Sector 1	Sector 2	Sector 3	T. Spd	Elapsed	Lap	D	Time	Sector 1	Sector 2	Sector 3	T. Spd	Elapsed
1		15:34:31.034	15:33:16.840		15:34:31.034		15:34:31.034	1		15:33:58.304	15:32:43.963		15:33:58.304		15:33:58.304
2		1:44.686	33.049		15:36:15.720	250.0	15:36:15.720	2		1:43.748	32.508		15:35:42.052	253.5	15:35:42.052
3		1:46.288	34.032		15:38:02.008	251.7	15:38:02.008	3		1:43.797	32.440		15:37:25.849	254.7	15:37:25.849
4		1:44.049	32.357		15:39:46.057	253.5	15:39:46.057	4		1:44.369	32.635		15:39:10.218	253.5	15:39:10.218
5		1:46.059	33.322		15:41:32.116	253.5	15:41:32.116	5		1:43.123	32.274		15:40:53.341	252.9	15:40:53.341
6		1:44.801	32.529		15:43:16.917	252.3	15:43:16.917	6		1:43.055	32.310		15:42:36.396	253.5	15:42:36.396
7		1:45.096	32.560		15:45:02.013	252.3	15:45:02.013	7		1:43.352	32.268		15:44:19.748	254.1	15:44:19.748
8		1:44.743	32.758		15:46:46.756	252.3	15:46:46.756	8		1:49.997 P	32.544		15:46:09.745	255.3	15:46:09.745
9		1:50.392 P	32.556		15:48:37.148	252.9	15:48:37.148	9		3:42.796	2:29.282		15:49:52.541		15:49:52.541
10		3:29.133	2:12.459		15:52:06.281		15:52:06.281	10		1:44.574	32.996		15:51:37.115	251.1	15:51:37.115
11		1:44.062	32.529		15:53:50.343	252.3	15:53:50.343	11		1:45.436	32.550		15:53:22.551	255.3	15:53:22.551
12		1:43.759	32.409		15:55:34.102	254.1	15:55:34.102	12		1:45.774	32.796		15:55:08.325	254.7	15:55:08.325
13		1:43.890	32.501		15:57:17.992	253.5	15:57:17.992	13		1:54.465 P	33.442		15:57:02.790	255.3	15:57:02.790
14		1:44.015	32.449		15:59:02.007	254.7	15:59:02.007	14		3:53.359	2:35.385		16:00:56.149		16:00:56.149
15		1:52.349 P	34.695		16:00:54.356	252.9	16:00:54.356	15		1:44.333	32.842		16:02:40.482	251.1	16:02:40.482
16		5:59.702	4:44.258		16:06:54.058		16:06:54.058	16		1:43.835	32.399		16:04:24.317	252.9	16:04:24.317
17		1:43.489	32.416		16:08:37.547	251.7	16:08:37.547	17		1:43.571	32.472		16:06:07.888	252.9	16:06:07.888
18		1:48.599 P	32.342		16:10:26.146	252.3	16:10:26.146	18		1:43.625	32.591		16:07:51.513	255.9	16:07:51.513
19		9:16.360	8:03.004	33.037	40.319		16:19:42.506	19		1:43.726	32.553		16:09:35.239	254.1	16:09:35.239
20		1:46.765	32.620	32.083	42.062	252.9	16:21:29.271	20		1:51.634 P	32.750	32.389	46.495	254.7	16:11:26.873
21		1:43.301	32.446	31.931	38.924	254.7	16:23:12.572	21		11:27.507	10:00.489	43.815	43.203		16:22:54.380
22		2:02.303 P	32.242	34.110	55.951	255.9	16:25:14.875	22		1:50.657	35.580	33.857	41.220	227.3	16:24:45.037
23		5:10.298	3:54.127	34.479	41.692		16:30:25.173	23		1:53.057	36.135	33.673	43.249	189.1	16:26:38.094
24		1:43.441	32.351	31.753	39.337	256.5	16:32:08.614	24		1:52.353	38.247	33.469	40.637	169.8	16:28:30.447
25		1:51.373 P	35.539	31.999	43.835	257.7	16:33:59.987	25		1:47.864	34.720	33.098	40.046	204.1	16:30:18.311
								26		1:52.127	35.498	33.960	42.669	233.7	16:32:10.438
								27		2:10.527 P	38.187	37.603	54.737	187.1	16:34:20.965






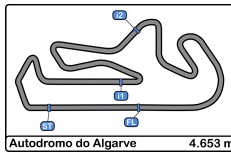


**Autodromo Int. do Algarve**  
**International GT Open**  
**Private test - 2**  
**Lap Analysis**



66						69											
Stewart Proctor			McLaren 720S GT3			Michael Blanchemain			Mercedes AMG GT3 EVO								
PROAM			Lewis Proctor			Greystone GT			PROAM			Jim Pla			Scuderia Villorba Corse		
Lap	D	Time	Sector 1	Sector 2	Sector 3	T. Spd	Elapsed	Lap	D	Time	Sector 1	Sector 2	Sector 3	T. Spd	Elapsed		
1		15:34:22.319	15:33:07.847	33.578	40.894		15:34:22.319	1		15:35:19.823	15:34:07.099	33.121	39.603		15:35:19.823		
2		1:47.340	33.549	32.913	40.878	254.1	15:36:09.659	2		1:44.801	32.835	31.887	40.079	252.3	15:37:04.624		
3		1:51.087	33.145	33.084	44.858	252.9	15:38:00.746	3		1:43.659	32.466	32.035	39.158	251.7	15:38:48.283		
4		1:45.018	32.436	32.071	40.511	254.7	15:39:45.764	4		1:43.444	32.265	31.775	39.404	253.5	15:40:31.727		
5		1:54.497	34.011	36.815	43.671	233.2	15:41:40.261	5		1:43.335	32.312	31.754	39.269	253.5	15:42:15.062		
6		2:05.086 P	38.118	36.784	50.184	203.7	15:43:45.347	6		1:43.905	32.454	32.026	39.425	254.1	15:43:58.967		
7		11:59.967	10:47.713	32.310	39.944		15:55:45.314	7		1:52.512 P	32.466	31.698	48.348	253.5	15:45:51.479		
8		1:43.785	32.390	31.917	39.478	252.3	15:57:29.099	8		7:04.535	5:53.173	32.107	39.255		15:52:56.014		
9		1:43.565	32.206	31.884	39.475	255.3	15:59:12.664	9		1:43.592	32.566	31.655	39.371	253.5	15:54:39.606		
10		1:43.729	32.212	31.794	39.723	255.3	16:00:56.393	10		1:44.176	32.712	32.076	39.388	254.1	15:56:23.782		
11		1:44.604	32.975	32.093	39.536	257.7	16:02:40.997	11		1:43.681	32.351	31.819	39.511	253.5	15:58:07.463		
12		1:45.410	32.430	32.214	40.766	257.7	16:04:26.407	12		1:43.753	32.503	31.841	39.409	255.3	15:59:51.216		
13		1:43.230	32.100	31.882	39.248	257.7	16:06:09.637	13		1:51.972 P	32.407	32.173	47.392	254.7	16:01:43.188		
14		1:49.400 P	32.424	32.292	44.684	257.7	16:07:59.037	14		4:15.565	3:00.048		5:02.957		16:05:58.753		
15		3:40.623	2:28.304	32.246	40.073		16:11:39.660	15		1:47.804	34.216	33.179	40.409	252.3	16:07:46.557		
16		1:43.476	32.246	31.851	39.379	255.3	16:13:23.136	16		1:49.754	33.994		2:30.163	251.7	16:09:36.311		
17		1:43.566	32.260	31.821	39.485	255.9	16:15:06.702	17		1:47.144	33.558	32.719	40.867	252.9	16:11:23.455		
18		1:50.313 P	32.141	32.129	46.043	256.5	16:16:57.015	18		1:47.326	33.972	32.644	40.710	250.0	16:13:10.781		
19		4:10.829	2:53.172	35.581	42.076		16:21:07.844	19		1:49.396	33.543		2:30.106	252.3	16:15:00.177		
20		1:50.381	34.029	33.778	42.574	251.1	16:22:58.225	20		1:49.160	33.713	33.678	41.769	251.1	16:16:49.337		
21		1:48.170	33.962	32.773	41.435	249.4	16:24:46.395	21		1:46.880	33.558	32.667	40.655	250.5	16:18:36.217		
22		1:55.571 P	33.668	33.095	48.808	252.9	16:26:41.966	22		1:47.146	33.546	32.965	40.635	251.1	16:20:23.363		
23		2:55.234	1:39.893	32.943	42.398		16:29:37.200	23		1:59.847 P	33.974	35.008	50.865	251.7	16:22:23.210		
24		1:47.744	32.997	32.952	41.795	254.1	16:31:24.944	24		5:50.487	4:34.304	33.244	42.939		16:28:13.697		
25		1:45.637	33.042	32.332	40.263	253.5	16:33:10.581	25		1:46.781	33.407	32.764	40.610	255.3	16:30:00.478		
26		2:01.660 P	34.221	32.615	54.824	254.7	16:35:12.241	26		1:47.255	33.218	32.904	41.133	255.9	16:31:47.733		
								27			3:29.107				109.9		





**Autodromo Int. do Algarve**  
**International GT Open**  
**Private test - 2**  
**Lap Analysis**



77

Al Faisal Al Zubair

Mercedes AMG GT3 EVO

95

Morten Strömsted

Mercedes AMG GT3 EVO

PRO Mikaël Grenier AlManar Racing by GetSpeed PROAM Thomas Ikin Team Motopark

Lap D	Time	Sector 1	Sector 2	Sector 3	T. Spd	Elapsed	Lap D	Time	Sector 1	Sector 2	Sector 3	T. Spd	Elapsed
1	15:34:03.591	15:32:43.361		15:34:03.591		15:34:03.591	1	15:34:49.622	15:33:26.643		15:34:49.622		15:34:49.622
2	1:45.235	32.348		15:35:48.826	255.3	15:35:48.826	2	1:44.295	32.473		15:36:33.917	254.7	15:36:33.917
3	1:42.761	32.213		15:37:31.587	255.9	15:37:31.587	3	1:43.917	32.359		15:38:17.834	255.3	15:38:17.834
4	1:42.509	32.051		15:39:14.096	256.5	15:39:14.096	4	1:42.947	32.332		15:40:00.781	253.5	15:40:00.781
5	1:45.170	33.078		15:40:59.266	257.1	15:40:59.266	5	1:43.160	32.323		15:41:43.941	255.3	15:41:43.941
6	1:48.314 P	32.209		15:42:47.580	254.7	15:42:47.580	6	1:44.318	32.891		15:43:28.259	254.7	15:43:28.259
7	3:11.247	1:58.120		15:45:58.827		15:45:58.827	7	1:44.742	33.611		15:45:13.001	256.5	15:45:13.001
8	1:43.824	32.653		15:47:42.651	255.3	15:47:42.651	8	1:45.060	32.539		15:46:58.061	255.9	15:46:58.061
9	1:43.296	32.409		15:49:25.947	256.5	15:49:25.947	9	1:43.712	32.814		15:48:41.773	254.7	15:48:41.773
10	1:43.192	32.346		15:51:09.139	257.1	15:51:09.139	10	1:43.420	32.445		15:50:25.193	254.1	15:50:25.193
11	1:43.123	32.252		15:52:52.262	258.3	15:52:52.262	11	1:43.587	32.294		15:52:08.780	255.3	15:52:08.780
12	1:50.319 P	32.387		15:54:42.581	256.5	15:54:42.581	12	1:43.165	32.322		15:53:51.945	255.3	15:53:51.945
13	3:05.642	1:49.447		15:57:48.223		15:57:48.223	13	1:43.295	32.255		15:55:35.240	255.9	15:55:35.240
14	1:42.019	32.122		15:59:30.242	255.3	15:59:30.242	14	1:43.223	32.300		15:57:18.463	255.9	15:57:18.463
15	1:42.286	32.008		16:01:12.528	255.3	16:01:12.528	15	1:49.802 P	32.570		15:59:08.265	257.7	15:59:08.265
16	1:44.408	32.064		16:02:56.936	257.1	16:02:56.936	16	3:50.370	2:35.595		16:02:58.635		16:02:58.635
17	1:42.430	32.082		16:04:39.366	255.9	16:04:39.366	17	1:45.908	33.173		16:04:44.543	250.0	16:04:44.543
18	1:49.073 P	32.036		16:06:28.439	257.7	16:06:28.439	18	1:45.120	32.964		16:06:29.663	253.5	16:06:29.663
19	4:00.366	2:48.841		16:10:28.805		16:10:28.805	19	1:46.255	33.921		16:08:15.918	253.5	16:08:15.918
20	1:44.549	32.140	33.227	39.182	255.3	16:12:13.354	20	1:45.200	32.984		16:10:01.118	250.5	16:10:01.118
21	1:42.820	32.166	31.595	39.059	254.7	16:13:56.174	21	1:46.877	34.701	32.455	39.721	251.7	16:11:47.995
22	1:42.831	32.089	31.652	39.090	255.3	16:15:39.005	22	1:45.158	32.847	32.519	39.792	251.7	16:13:33.153
23	1:48.636 P	32.196	31.523	44.917	255.9	16:17:27.641	23	1:44.902	32.929	32.303	39.670	252.3	16:15:18.055
24	5:18.435	4:03.028	32.815	42.592		16:22:46.076	24	1:44.815	32.913	32.326	39.576	252.3	16:17:02.870
25	1:43.957	32.311	32.596	39.050	254.1	16:24:30.033	25	1:44.590	32.850	32.160	39.580	250.0	16:18:47.460
26	1:43.124	32.199	31.526	39.399	256.5	16:26:13.157	26	1:44.720	32.783	32.374	39.563	251.1	16:20:32.180
27	1:43.154	32.283	31.837	39.034	255.9	16:27:56.311	27	1:45.211	32.641	32.990	39.580	251.7	16:22:17.391
28	1:43.193	32.282	31.923	38.988	260.2	16:29:39.504	28	1:44.644	32.850	32.265	39.529	253.5	16:24:02.035
29	1:48.967	32.886	32.573	43.508	262.1	16:31:28.471	29	1:44.925	32.734	32.475	39.716	252.9	16:25:46.960
30	1:42.933	32.308	31.688	38.937	255.3	16:33:11.404	30	1:44.655	32.893	32.331	39.431	251.7	16:27:31.615
31	2:02.669 P	33.933	32.655	56.081	232.2	16:35:14.073	31	1:44.663	32.676	32.612	39.375	255.9	16:29:16.278
32							32	1:44.541	32.668	32.477	39.396	255.3	16:31:00.819
33							33	1:45.652	32.732	33.329	39.591	253.5	16:32:46.471
34							34	1:57.087 P	33.988	32.594	50.505	224.5	16:34:43.558

88

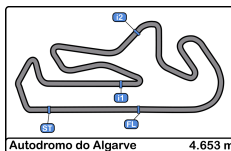
Gino Forgione

Ferrari 296 GT3

PROAM Michele Rugolo Spirit of Race

Lap D	Time	Sector 1	Sector 2	Sector 3	T. Spd	Elapsed
1	15:34:14.597	15:32:55.692	35.629	43.276		15:34:14.597
2	1:49.046	35.560	33.127	40.359	256.5	15:36:03.643
3	1:56.425 P	33.667	32.667	50.091	256.5	15:38:00.068
4	8:24.206	7:09.545		9:14.297		15:46:24.274
5	1:57.069 P	33.728	33.886	49.455	255.3	15:48:21.343






**Autodromo Int. do Algarve**  
**International GT Open**  
**Private test - 2**  
**Lap Analysis**

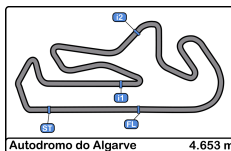


**96** Lukas Dunner Mercedes AMG GT3 EVO **108** Ameerh Naran Mercedes AMG GT3 EVO

PRO Charles Bateman Team Motopark PROAM Tom Jackson Vimana by GetSpeed

Lap	D	Time	Sector 1	Sector 2	Sector 3	T. Spd	Elapsed	Lap	D	Time	Sector 1	Sector 2	Sector 3	T. Spd	Elapsed
1		15:34:07.533	15:32:54.597		15:34:07.533		15:34:07.533	1		15:34:34.278	15:33:18.493		15:34:34.278		15:34:34.278
2		1:44.505	32.789		15:35:52.038	252.9	15:35:52.038	2		1:46.308	33.652		15:36:20.586	252.3	15:36:20.586
3		1:45.510	33.624		15:37:37.548	254.1	15:37:37.548	3		1:44.372	33.023		15:38:04.958	251.1	15:38:04.958
4		1:44.521	32.786		15:39:22.069	252.3	15:39:22.069	4		1:43.632	32.563		15:39:48.590	252.9	15:39:48.590
5		1:44.289	32.640		15:41:06.358	252.3	15:41:06.358	5		1:48.159	32.602		15:41:36.749	254.1	15:41:36.749
6		1:44.390	32.541		15:42:50.748	252.9	15:42:50.748	6		1:46.836	32.786		15:43:23.585	251.7	15:43:23.585
7		1:44.331	32.498		15:44:35.079	253.5	15:44:35.079	7		1:47.697	33.387		15:45:11.282	252.9	15:45:11.282
8		1:44.382	32.994		15:46:19.461	253.5	15:46:19.461	8		1:52.861	32.798		15:47:04.143	252.3	15:47:04.143
9		1:44.791	32.845		15:48:04.252	252.9	15:48:04.252	9		1:44.678	32.987		15:48:48.821	251.1	15:48:48.821
10		1:46.655	34.197		15:49:50.907	252.9	15:49:50.907	10		1:57.973 P	36.652		15:50:46.794	239.4	15:50:46.794
11		1:44.630	33.016		15:51:35.537	252.9	15:51:35.537	11		5:50.074	4:28.369		15:56:36.868		15:56:36.868
12		1:44.241	32.726		15:53:19.778	253.5	15:53:19.778	12		1:57.964	36.115		15:58:34.832	246.5	15:58:34.832
13		1:44.795	32.669		15:55:04.573	252.9	15:55:04.573	13		1:57.826	35.242		16:00:32.658	246.5	16:00:32.658
14		1:45.589	33.167		15:56:50.162	254.1	15:56:50.162	14		2:00.827	36.577		16:02:33.485	247.1	16:02:33.485
15		1:44.035	32.597		15:58:34.197	253.5	15:58:34.197	15		1:56.323	35.152		16:04:29.808	247.1	16:04:29.808
16		1:44.501	32.780		16:00:18.698	253.5	16:00:18.698	16		1:57.915	37.924		16:06:27.723	247.1	16:06:27.723
17		1:44.457	32.805		16:02:03.155	252.9	16:02:03.155	17		1:59.921	38.139		16:08:27.644	248.8	16:08:27.644
18		1:51.142 P	32.912		16:03:54.297	253.3	16:03:54.297	18		1:56.281	35.669		16:10:23.925	247.1	16:10:23.925
19		3:33.084	2:22.307		16:07:27.381		16:07:27.381	19		1:53.997	34.903	36.868	42.226	248.2	16:12:17.922
20		1:42.884	32.519		16:09:10.265	253.5	16:09:10.265	20		1:53.290	34.614	35.659	43.017	249.4	16:14:11.212
21		1:43.650	32.433	31.814	39.403	254.1	16:10:53.915	21		1:59.154	37.974	36.683	44.497	249.4	16:16:10.366
22		1:42.507	32.283	31.534	38.690	254.1	16:12:36.422	22		2:10.845 P	35.703	35.350	59.792	248.2	16:18:21.211
23		1:42.371	32.132	31.405	38.834	254.7	16:14:18.793	23		4:20.874	3:00.735	36.865	43.274		16:22:42.085
24		1:43.552	32.248	32.413	38.891	254.1	16:16:02.345	24		1:53.350	35.089	35.631	42.630	247.1	16:24:35.435
25		1:42.732	32.198	31.735	38.799	254.7	16:17:45.077	25		2:04.143	41.037	36.098	47.008	249.4	16:26:39.578
26		1:42.779	32.287	31.587	38.905	253.5	16:19:27.856	26		1:59.229	40.778	35.771	42.680	180.0	16:28:38.807
27		1:42.603	32.371	31.546	38.686	253.3	16:21:10.459	27		1:54.424	34.729	34.476	45.219	251.1	16:30:33.231
28		1:44.003	32.321	32.448	39.234	253.3	16:22:54.462	28		1:52.945	35.731	35.102	42.112	251.7	16:32:26.176
29		1:43.576	32.222	31.662	39.692	254.1	16:24:38.038	29		2:08.412 P	36.646	36.627	55.139	207.2	16:34:34.588
30		1:44.232	33.176	32.030	39.026	251.7	16:26:22.270								
31		1:43.631	33.013	31.717	38.901	255.9	16:28:05.901								
32		1:42.488	32.152	31.675	38.661	253.3	16:29:48.389								
33		1:42.525	32.244	31.703	38.578	256.5	16:31:30.914								
34		1:48.744 P	32.651	31.601	44.492	254.1	16:33:19.658								





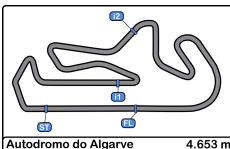
**Autodromo Int. do Algarve**  
**International GT Open**  
**Private test - 2**  
**Lap Analysis**



**777** Marcin Jedlinski Audi R8 LMS GT3 Evo II **786** Kiki Sak Nana Mercedes AMG GT3 EVO

PROAM						Karol Basz		Olimp Racing		AM		Adam Osieka		GetSpeed	
Lap	D	Time	Sector 1	Sector 2	Sector 3	T. Spd	Elapsed	Lap	D	Time	Sector 1	Sector 2	Sector 3	T. Spd	Elapsed
1		15:34:32.898	15:33:21.192	32.154	39.552		15:34:32.898	1		15:34:15.044	15:33:01.166		15:34:15.044		15:34:15.044
2		1:43.083	32.400	31.622	39.061	258.3	15:36:15.981	2		1:47.156	34.122		15:36:02.200	254.7	15:36:02.200
3		1:43.417	32.879	31.612	<b>38.926</b>	258.3	15:37:59.398	3		1:46.042	33.105		15:37:48.242	251.1	15:37:48.242
4		1:44.410	32.269	32.660	39.481	259.6	15:39:43.808	4		1:45.980	32.942		15:39:34.222	254.7	15:39:34.222
5		1:43.232	32.321	<b>31.605</b>	39.306	257.1	15:41:27.040	5		1:48.674	35.423		15:41:22.896	255.3	15:41:22.896
6		1:52.123 P	33.840	32.492	45.791	260.2	15:43:19.163	6		1:45.824	33.257		15:43:08.720	253.5	15:43:08.720
7		6:40.302	5:23.413	33.667	43.222		15:49:59.465	7		1:44.987	32.867		15:44:53.707	254.7	15:44:53.707
8		1:52.885	34.512	36.295	42.078	236.8	15:51:52.350	8		1:45.922	32.997		15:46:39.629	255.3	15:46:39.629
9		1:48.056	33.786	33.430	40.840	253.5	15:53:40.406	9		1:46.221	33.059		15:48:25.850	250.5	15:48:25.850
10		1:49.385	33.491	33.067	42.827	254.7	15:55:29.791	10		1:53.293 P	33.272		15:50:19.143	252.3	15:50:19.143
11		1:46.117	33.233	32.687	40.197	255.9	15:57:15.908	11		3:10.026	1:57.713		15:53:29.169		15:53:29.169
12		1:45.798	33.045	32.488	40.265	257.1	15:59:01.706	12		1:47.348	33.433		15:55:16.517	253.5	15:55:16.517
13		1:56.023 P	35.363	33.113	47.547	257.1	16:00:57.729	13		1:45.616	33.077		15:57:02.133	254.1	15:57:02.133
14		3:49.065	2:36.316	32.764	39.985		16:04:46.794	14		1:45.443	32.849		15:58:47.576	254.7	15:58:47.576
15		1:44.691	32.761	32.309	39.621	257.7	16:06:31.485	15		1:45.874	32.854		16:00:33.450	255.3	16:00:33.450
16		1:44.928	32.679	32.587	39.662	260.2	16:08:16.413	16		1:47.848	34.284		16:02:21.298	256.5	16:02:21.298
17		1:47.902	34.490		2:27.564	257.7	16:10:04.315	17		1:45.648	33.137		16:04:06.946	251.7	16:04:06.946
18		1:45.538	33.119	32.471	39.948	257.1	16:11:49.853	18		1:46.540	34.138		16:05:53.486	255.3	16:05:53.486
19		1:45.856	33.305	32.611	39.940	260.8	16:13:35.709	19		1:45.218	32.833		16:07:38.704	255.9	16:07:38.704
20		1:44.377	32.466	32.254	39.657	257.1	16:15:20.086	20		1:53.066 P	33.323		16:09:31.770	257.7	16:09:31.770
21		1:44.866	32.985	32.191	39.690	257.1	16:17:04.952	21		3:34.247	2:14.034	39.354	40.859		16:13:06.017
22		1:44.129	32.659	31.938	39.532	257.7	16:18:49.081	22		1:44.785	32.960	32.390	39.435	252.3	16:14:50.802
23		1:51.334 P	32.665	33.139	45.530	258.9	16:20:40.415	23		1:44.707	32.808	32.491	39.408	254.1	16:16:35.509
24		2:55.724	1:43.235	32.412	40.077		16:23:36.139	24		1:44.479	33.063	32.155	39.261	254.7	16:18:19.988
25		<b>1:42.294</b>	31.979		2:22.371	258.9	16:25:18.433	25		1:44.422	32.660	32.322	39.440	252.9	16:20:04.410
26		1:44.067	31.961	31.642	40.464	260.2	16:27:02.500	26		1:49.853 P	32.532	32.318	45.003	255.3	16:21:54.263
27		1:42.571	32.073		2:23.035	262.7	16:28:45.071	27		3:16.910	2:05.016	32.737	39.157		16:25:11.173
28		1:45.984	31.926	31.669	42.389	262.7	16:30:31.055	28		<b>1:42.662</b>	<b>32.105</b>	<b>31.780</b>	<b>38.777</b>	253.5	16:26:53.835
29		1:50.536 P	<b>31.916</b>	32.287	46.333	261.5	16:32:21.591	29		1:53.244	32.130	33.398	47.716	255.9	16:28:47.079
								30		1:45.058	32.165	32.344	40.549	256.5	16:30:32.137
								31		1:51.681 P	32.454	32.433	46.794	256.5	16:32:23.818





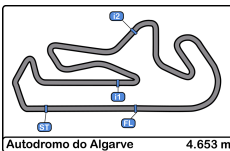
**Autodromo Int. do Algarve**  
**International GT Open**  
**Private test - 2**  
**Best Sectors Results**



Autodromo do Algarve 4.653 m.

Sector - 1			Sector - 2			Sector - 3			Ideal Lap vs Best Lap		
Clas	Nº Driver	Time	Nº Driver	Time	Nº Driver	Time	Clas	Nº Driver	Ideal Lap	Best Lap	Clas
1	17 Menchaca - Siebert	31.765	17 Menchaca - Siebert	31.245	9 Bartone - Schiller	38.451	1	9 Bartone - Schiller	1:41.549	1:41.660	2
2	9 Bartone - Schiller	31.786	9 Bartone - Schiller	31.312	96 Dunner - Bateman	38.578	2	17 Menchaca - Siebert	1:41.691	1:41.400	1
3	11 Kirchmayr - Ludwig	31.824	51 Marinangeli - Abril	31.388	20 Baumann - Pitamber	38.590	3	20 Baumann - Pitamber	1:41.979	1:42.138	6
4	1 Reicher - Haase	31.851	96 Dunner - Bateman	31.405	16 Hahn - Khodair	38.656	4	16 Hahn - Khodair	1:41.998	1:42.148	7
5	61 Saada - Grunewald	31.868	16 Hahn - Khodair	31.432	17 Menchaca - Siebert	38.681	5	51 Marinangeli - Abril	1:42.095	1:42.130	5
6	51 Marinangeli - Abril	31.900	24 Borodin - Webb	31.462	10 Deledda - Pepper	38.760	6	96 Dunner - Bateman	1:42.115	1:42.371	12
7	16 Hahn - Khodair	31.910	25 Cozzi - Sernagiotto	31.471	5 Jedlinski - Korzeniowski	38.769	7	11 Kirchmayr - Ludwig	1:42.205	1:42.495	13
8	777 Jedlinski - Basz	31.916	20 Baumann - Pitamber	31.472	786 Kiki - Osieka	38.777	8	61 Saada - Grunewald	1:42.257	1:42.315	10
9	20 Baumann - Pitamber	31.917	11 Kirchmayr - Ludwig	31.523	27 Pulcini - Cheever III	38.806	9	10 Deledda - Pepper	1:42.286	1:42.358	11
10	10 Deledda - Pepper	31.975	77 Al Zubair - Grenier	31.523	51 Marinangeli - Abril	38.807	10	25 Cozzi - Sernagiotto	1:42.389	1:42.621	14
11	54 Müller - Mettler	31.987	1 Reicher - Haase	31.542	61 Saada - Grunewald	38.833	11	777 Jedlinski - Basz	1:42.447	1:42.294	9
12	77 Al Zubair - Grenier	32.008	10 Deledda - Pepper	31.551	11 Kirchmayr - Ludwig	38.858	12	77 Al Zubair - Grenier	1:42.468	1:42.019	4
13	27 Pulcini - Cheever III	32.011	61 Saada - Grunewald	31.556	25 Cozzi - Sernagiotto	38.882	13	27 Pulcini - Cheever III	1:42.527	1:42.741	16
14	25 Cozzi - Sernagiotto	32.036	777 Jedlinski - Basz	31.605	12 Hash - Fontana	38.901	14	24 Borodin - Webb	1:42.592	1:42.810	18
15	66 Proctor - Proctor	32.100	69 Blanchemain - Pla	31.655	63 Ineichen - Pulcini	38.924	15	786 Kiki - Osieka	1:42.662	1:42.662	15
16	786 Kiki - Osieka	32.105	27 Pulcini - Cheever III	31.710	777 Jedlinski - Basz	38.926	16	5 Jedlinski - Korzeniowski	1:42.712	1:42.996	20
17	15 Bergström - Menzel	32.114	63 Ineichen - Pulcini	31.753	77 Al Zubair - Grenier	38.937	17	1 Reicher - Haase	1:42.871	1:41.747	3
18	5 Jedlinski - Korzeniowski	32.120	55 De Meeus - Stanley	31.765	24 Borodin - Webb	38.947	18	63 Ineichen - Pulcini	1:42.919	1:43.301	26
19	96 Dunner - Bateman	32.132	786 Kiki - Osieka	31.780	23 Haugen - Ruberti	38.956	19	55 De Meeus - Stanley	1:42.959	1:43.159	23
20	24 Borodin - Webb	32.183	66 Proctor - Proctor	31.794	55 De Meeus - Stanley	38.988	20	69 Blanchemain - Pla	1:43.078	1:43.335	27
21	55 De Meeus - Stanley	32.206	5 Jedlinski - Korzeniowski	31.823	69 Blanchemain - Pla	39.158	21	12 Hash - Fontana	1:43.132	1:43.028	21
22	12 Hash - Fontana	32.214	54 Müller - Mettler	31.860	19 Moretti - Petrov	39.219	22	66 Proctor - Proctor	1:43.142	1:43.230	24
23	19 Moretti - Petrov	32.226	12 Hash - Fontana	32.017	66 Proctor - Proctor	39.248	23	54 Müller - Mettler	1:43.341	1:42.249	8
24	63 Ineichen - Pulcini	32.242	19 Moretti - Petrov	32.056	15 Bergström - Menzel	39.288	24	19 Moretti - Petrov	1:43.501	1:43.263	25
25	95 Strömsted - Ikin	32.255	23 Haugen - Ruberti	32.095	95 Strömsted - Ikin	39.375	25	23 Haugen - Ruberti	1:43.622	1:43.803	29
26	69 Blanchemain - Pla	32.265	95 Strömsted - Ikin	32.160	1 Reicher - Haase	39.478	26	15 Bergström - Menzel	1:43.658	1:42.803	17
27	65 Neumann - Rumpfkeil	32.268	15 Bergström - Menzel	32.256	54 Müller - Mettler	39.494	27	95 Strömsted - Ikin	1:43.790	1:42.947	19
28	6 Pierburg - Walker	32.507	65 Neumann - Rumpfkeil	32.389	6 Pierburg - Walker	39.746	28	65 Neumann - Rumpfkeil	1:44.703	1:43.055	22
29	108 Naran - Jackson	32.563	6 Pierburg - Walker	32.501	65 Neumann - Rumpfkeil	40.046	29	6 Pierburg - Walker	1:44.754	1:44.002	30
30	23 Haugen - Ruberti	32.571	88 Forgione - Rugolo	32.667	88 Forgione - Rugolo	40.359	30	7 Mardini - van der Helm	1:46.420	1:45.948	32
31	8 Giuseppe Cipriani	32.848	7 Mardini - van der Helm	32.672	7 Mardini - van der Helm	40.623	31	88 Forgione - Rugolo	1:46.693	1:49.046	33
32	7 Mardini - van der Helm	33.125	108 Naran - Jackson	34.476	108 Naran - Jackson	42.112	32	108 Naran - Jackson	1:49.151	1:43.632	28
33	88 Forgione - Rugolo	33.667	8 Giuseppe Cipriani	Transpond	8 Giuseppe Cipriani	Transpond	33	8 Giuseppe Cipriani	Transpond	1:45.177	31





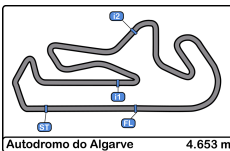
**Autodromo Int. do Algarve**  
**International GT Open**  
**Private test - 2**  
**Best 5 Lap Times**



Autodromo do Algarve 4.653 m.

Cl	N° Entrant/Team	Nat	Driver 1	Nat	Driver 2	Nat	Vehicle	Cat	Cl	Best 1		Best 2		Best 3		Best 4		Best 5	
										Time	Lap	Time	Lap	Time	Lap	Time	Lap	Time	Lap
1	17 Team Motopark	DEU	Diego Menchaca	MEX	Marcos Siebert	ARG	Mercedes AMG GT3 EVO	PRO	1	1:41.400	11	1:41.482	10	1:41.981	27	1:42.094	13	1:42.107	24
2	9 GetSpeed	DEU	Anthony Bartone	USA	Fabian Schiller	DEU	Mercedes AMG GT3 EVO	PRO	2	1:41.660	24	1:41.725	28	1:42.084	2	1:42.152	4	1:42.734	20
3	1 Eastalent Racing	AUT	Simon Reicher	AUT	Christopher Haase	DEU	Audi R8 LMS GT3 Evo II	PRO	3	1:41.747	16	1:42.144	15	1:42.234	18	1:42.364	12	1:42.417	6
4	77 AlManar Racing by GetSpeed	OMN	Al Faisal Al Zubair	OMN	Mikaël Grenier	CND	Mercedes AMG GT3 EVO	PRO	4	1:42.019	14	1:42.286	15	1:42.430	17	1:42.509	4	1:42.761	3
5	51 Spirit of Race	CHE	Nicola Marinangeli	ITA	Vicent Abril	FRA	Ferrari 296 GT3	PRO	5	1:42.130	13	1:42.148	21	1:42.377	11	1:42.386	24	1:42.491	25
6	20 SPS Automotive Performance	DEU	Dominik Baumann	AUT	Mikaeel Pitamber	ZAF	Mercedes AMG GT3 EVO	PRO	6	1:42.138	22	1:42.200	11	1:42.319	26	1:42.336	20	1:42.468	10
7	16 AF Corse	ITA	Marcelo Hahn	BRA	Allam Khodair	BRA	Ferrari 296 GT3	PROAM	1	1:42.148	27	1:42.241	24	1:42.514	20	1:42.572	18	1:43.182	17
8	54 CBRX by SPS	DEU	Dexter Müller	CHE	Yannick Mettler	CHE	Mercedes AMG GT3 EVO	PROAM	2	1:42.249	9	1:42.297	3	1:42.529	4	1:43.138	10	1:43.307	5
9	777 Olimp Racing	POL	Marcin Jedlinski	POL	Karol Basz	POL	Audi R8 LMS GT3 Evo II	PROAM	3	1:42.294	25	1:42.571	27	1:43.083	2	1:43.232	5	1:43.417	3
10	61 AF Corse	ITA	Jean-Claude Saada	USA	Conrad Grunewald	USA	Ferrari 296 GT3	PROAM	4	1:42.315	27	1:42.607	25	1:42.626	23	1:42.766	24	1:42.906	26
11	10 Oregon Team	ITA	Alessio Deledda	ITA	Jordan Pepper	ZAF	Lamborghini Huracan GT3 EVO2	PRO	7	1:42.358	18	1:42.752	19	1:43.039	17	1:43.576	10	1:43.771	9
12	96 Team Motopark	DEU	Lukas Dunner	AUT	Charles Bateman	GBR	Mercedes AMG GT3 EVO	PRO	8	1:42.371	23	1:42.488	32	1:42.507	22	1:42.525	33	1:42.603	27
13	11 racing one	DEU	Ernst Kirchmayr	AUT	Luca Ludwig	DEU	Ferrari 296 GT3	PROAM	5	1:42.495	4	1:42.824	7	1:42.947	25	1:43.083	26	1:43.103	8
14	25 AF Corse	ITA	Alessandro Cozzi	ITA	Giorgio Sernagiotto	ITA	Ferrari 296 GT3	PROAM	6	1:42.621	28	1:42.719	29	1:42.977	24	1:43.046	21	1:43.058	23
15	786 GetSpeed	DEU	Kiki Sak Nana	TWA	Adam Osieka	DEU	Mercedes AMG GT3 EVO	AM	1	1:42.662	28	1:44.422	25	1:44.479	24	1:44.707	23	1:44.785	22
16	27 Spirit of Race	CHE	Marco Pulcini	ITA	Eddie Cheever III	ITA	Ferrari 296 GT3	PROAM	7	1:42.741	22	1:43.083	21	1:43.085	25	1:43.170	20	1:44.430	5
17	15 Car Collection Motorsport	DEU	Gustav Bergström	SWE	Nico Menzel	DEU	Porsche 911 GT3 R (992)	PRO	9	1:42.803	13	1:42.869	12	1:42.894	11	1:43.730	8	1:44.438	7
18	24 Greystone GT	GBR	Andrey Borodin	IND	Oliver Webb	GBR	McLaren 720s GT3 Evo	PROAM	8	1:42.810	10	1:42.845	9	1:44.230	7	1:45.593	8	1:47.551	6
19	95 Team Motopark	DEU	Morten Strömsted	DNK	Thomas Ikin	GBR	Mercedes AMG GT3 EVO	PROAM	9	1:42.947	4	1:43.160	5	1:43.165	12	1:43.223	14	1:43.295	13
20	5 Olimp Racing	POL	Stanislaw Jedlinski	POL	Krystian Korzeniowski	POL	Ferrari 296 GT3	AM	2	1:42.996	17	1:43.127	22	1:43.128	24	1:43.269	21	1:43.309	26
21	12 Car Collection Motorsport	DEU	Hash	USA	Alex Fontana	CHE	Porsche 911 GT3 R (992)	PROAM	10	1:43.028	18	1:43.043	16	1:43.232	20	1:43.239	15	1:43.351	21
22	65 Team Motopark	DEU	Heiko Neumann	DEU	Timo Rumpfkeil	DEU	Mercedes AMG GT3 EVO	AM	3	1:43.055	6	1:43.123	5	1:43.352	7	1:43.571	17	1:43.625	18
23	55 AF Corse	ITA	Laurent De Meeus	BEL	Jamie Stanley	GBR	Ferrari 488 GT3 MY 2020	PROAM	11	1:43.159	32	1:43.161	26	1:43.370	25	1:43.495	30	1:43.684	23
24	66 Greystone GT	GBR	Stewart Proctor	GBR	Lewis Proctor	GBR	McLaren 720S GT3	PROAM	12	1:43.230	13	1:43.476	16	1:43.565	9	1:43.566	17	1:43.729	10
25	19 Oregon Team	ITA	Marzio Moretti	ITA	Artem Petrov	ISR	Lamborghini Huracan GT3 EVO2	PRO	10	1:43.263	14	1:43.339	12	1:43.764	29	1:43.980	13	1:43.989	15
26	63 Oregon Team	ITA	Rolf Ineichen	CHE	Leonardo Pulcini	ITA	Lamborghini Huracan GT3 EVO2	PRO	11	1:43.301	21	1:43.441	24	1:43.489	17	1:43.759	12	1:43.890	13
27	69 Scuderia Villorba Corse	ITA	Michael Blanchemain	FRA	Jim Pla	FRA	Mercedes AMG GT3 EVO	PROAM	13	1:43.335	5	1:43.444	4	1:43.592	9	1:43.659	3	1:43.681	11
28	108 Vimana by GetSpeed	DEU	Ameerh Naran	ZWE	Tom Jackson	GBR	Mercedes AMG GT3 EVO	PROAM	14	1:43.632	4	1:44.372	3	1:44.678	9	1:46.308	2	1:46.836	6
29	23 Pellin Racing	ITA	Thor Haugen	USA	Paolo Ruberti	ITA	Ferrari 488 GT3 2020	PROAM	15	1:43.803	15	1:44.117	16	1:44.978	13	1:47.421	24	1:47.912	14
30	6 GetSpeed	DEU	Valentin Pierburg	DEU	Aaron Walker	GBR	Mercedes AMG GT3 EVO	PROAM	16	1:44.002	17	1:44.027	18	1:44.417	11	1:44.519	15	1:44.595	14
31	8 Il Barone Rampante	ITA	Giuseppe Cipriani	ITA		ITA	Lamborghini Huracan GT3 EVO	AM	4	1:45.177	7	1:45.569	6	1:45.911	4	1:46.706	3	1:46.916	2
32	7 Car Collection Motorsport	DEU	Bashar Mardini	CAN	Tijmen van der Helm	NLD	Porsche 911 GT3 R (992)	PROAM	17	1:45.948	10	1:46.420	8	1:46.420	22	1:46.870	11	1:47.019	2
33	88 Spirit of Race	CHE	Gino Forgione	CHE	Michele Rugolo	ITA	Ferrari 296 GT3	PROAM	18	1:49.046	2	1:56.425	3	1:57.069	5	8:24.206	4		



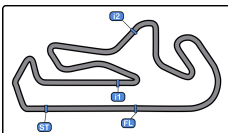


**Autodromo Int. do Algarve**  
**International GT Open**  
**Private test - 2**  
**Best 5 Top Speeds**



Cl	N°	Entrant/Team	Nat	Driver 1	Nat	Driver 2	Nat	Vehicle	Cat	Cl	Top 1		Top 2		Top 3		Top 4		Top 5		Avg
											Km/h	Lap	Km/h	Lap	Km/h	Lap	Km/h	Lap	Km/h	Lap	
1	55	AF Corse	ITA	Laurent De Meeus	BEL	Jamie Stanley	GBR	Ferrari 488 GT3 MY 2020	PROAM	1	262.7	30	262.1	29	260.8	31	260.2	17	260.2	18	261.2
2	777	Olimp Racing	POL	Marcin Jedlinski	POL	Karol Basz	POL	Audi R8 LMS GT3 Evo II	PROAM	2	262.7	27	262.7	28	261.5	29	260.8	19	260.2	6	261.6
3	11	racing one	DEU	Ernst Kirchmayr	AUT	Luca Ludwig	DEU	Ferrari 296 GT3	PROAM	3	262.1	26	261.5	27	260.2	5	260.2	9	260.2	25	260.8
4	16	AF Corse	ITA	Marcelo Hahn	BRA	Allam Khodair	BRA	Ferrari 296 GT3	PROAM	4	262.1	25	258.9	26	257.7	17	257.7	28	257.1	21	258.7
5	17	Team Motopark	DEU	Diego Menchaca	MEX	Marcos Siebert	ARG	Mercedes AMG GT3 EVO	PRO	1	262.1	28	262.1	29	260.2	27	259.6	14	259.6	26	260.7
6	77	AlManar Racing by GetSpeed	OMN	Al Faisal Al Zubair	OMN	Mikaël Grenier	CHN	Mercedes AMG GT3 EVO	PRO	2	262.1	29	260.2	28	258.3	11	257.7	18	257.1	5	259.1
7	5	Olimp Racing	POL	Stanislaw Jedlinski	POL	Krystian Korzeniowski	POL	Ferrari 296 GT3	AM	1	260.2	25	258.9	24	258.9	26	258.3	27	257.7	22	258.8
8	25	AF Corse	ITA	Alessandro Cozzi	ITA	Giorgio Sernagiotto	ITA	Ferrari 296 GT3	PROAM	5	260.2	29	259.6	28	259.6	30	257.7	3	257.7	8	258.9
9	61	AF Corse	ITA	Jean-Claude Saada	USA	Conrad Grunewald	USA	Ferrari 296 GT3	PROAM	6	260.2	28	258.9	27	257.1	3	257.1	25	256.5	21	258.0
10	9	GetSpeed	DEU	Anthony Bartone	USA	Fabian Schiller	DEU	Mercedes AMG GT3 EVO	PRO	3	259.6	29	258.9	17	258.3	28	257.7	4	257.7	5	258.4
11	27	Spirit of Race	CHE	Marco Pulcini	ITA	Eddie Cheever III	ITA	Ferrari 296 GT3	PROAM	7	259.6	26	258.3	23	257.7	21	257.7	27	257.1	20	258.1
12	1	Eastalent Racing	AUT	Simon Reicher	AUT	Christopher Haase	DEU	Audi R8 LMS GT3 Evo II	PRO	4	258.9	5	258.9	11	258.3	4	258.3	7	258.3	12	258.6
13	24	Greystone GT	GBR	Andrey Borodin	MDA	Oliver Webb	GBR	McLaren 720s GT3 Evo	PROAM	8	258.9	8	258.3	10	257.7	9	254.1	7	253.5	3	256.5
14	20	SPS Automotive Performance	DEU	Dominik Baumann	AUT	Mikaeel Pitamber	ZAF	Mercedes AMG GT3 EVO	PRO	5	258.3	23	258.3	25	257.1	12	257.1	15	257.1	22	257.6
15	51	Spirit of Race	CHE	Nicola Marinangeli	ITA	Vicent Abril	FRA	Ferrari 296 GT3	PRO	6	258.3	6	258.3	14	257.7	12	257.7	23	257.7	24	258.0
16	7	Car Collection Motorsport	DEU	Bashar Mardini	CAN	Tijmen van der Helm	NLD	Porsche 911 GT3 R (992)	PROAM	9	257.7	4	257.1	5	255.3	2	255.3	12	255.3	22	256.1
17	12	Car Collection Motorsport	DEU	Hash	USA	Alex Fontana	CHE	Porsche 911 GT3 R (992)	PROAM	10	257.7	17	256.5	13	256.5	16	256.5	20	256.5	22	256.7
18	54	CBRX by SPS	DEU	Dexter Müller	CHE	Yannick Mettler	CHE	Mercedes AMG GT3 EVO	PROAM	11	257.7	5	257.7	10	257.1	27	256.5	6	255.3	4	256.9
19	63	Oregon Team	ITA	Rolf Ineichen	CHE	Leonardo Pulcini	ITA	Lamborghini Huracan GT3 EVO2	PRO	7	257.7	25	256.5	24	255.9	22	254.7	14	254.7	21	255.9
20	66	Greystone GT	GBR	Stewart Proctor	GBR	Lewis Proctor	GBR	McLaren 720S GT3	PROAM	12	257.7	11	257.7	12	257.7	13	257.7	14	256.5	18	257.5
21	95	Team Motopark	DEU	Morten Strömsted	DNK	Thomas Ikin	GBR	Mercedes AMG GT3 EVO	PROAM	13	257.7	15	256.5	7	255.9	8	255.9	13	255.9	14	256.4
22	786	GetSpeed	DEU	Kiki Sak Nana	THA	Adam Osieka	DEU	Mercedes AMG GT3 EVO	AM	2	257.7	20	256.5	16	256.5	30	256.5	31	255.9	19	256.6
23	8	Il Barone Rampante	ITA	Giuseppe Cipriani	ITA		ITA	Lamborghini Huracan GT3 EVO	AM	3	257.1	6	253.5	5	252.3	7	251.1	8	249.4	3	252.7
24	10	Oregon Team	ITA	Alessio Deledda	ITA	Jordan Pepper	ZAF	Lamborghini Huracan GT3 EVO2	PRO	8	257.1	19	256.5	18	256.5	27	255.9	20	255.3	9	256.2
25	15	Car Collection Motorsport	DEU	Gustav Bergström	SWE	Nico Menzel	DEU	Porsche 911 GT3 R (992)	PRO	9	257.1	9	257.1	26	256.5	13	256.5	14	256.5	27	256.7
26	19	Oregon Team	ITA	Marzio Moretti	ITA	Artem Petrov	ISR	Lamborghini Huracan GT3 EVO2	PRO	10	257.1	27	255.3	4	255.3	5	255.3	28	254.7	14	255.5
27	23	Pellin Racing	ITA	Thor Haugen	USA	Paolo Ruberti	ITA	Ferrari 488 GT3 2020	PROAM	14	256.5	14	255.9	13	255.9	16	255.3	15	254.7	17	255.6
28	88	Spirit of Race	CHE	Gino Forgione	CHE	Michele Rugolo	ITA	Ferrari 296 GT3	PROAM	15	256.5	2	256.5	3	255.3	5					256.1
29	96	Team Motopark	DEU	Lukas Dunner	AUT	Charles Bateman	GBR	Mercedes AMG GT3 EVO	PRO	11	256.5	33	255.9	31	255.3	18	255.3	27	255.3	28	255.6
30	65	Team Motopark	DEU	Heiko Neumann	DEU	Timo Rumpfkeil	DEU	Mercedes AMG GT3 EVO	AM	4	255.9	18	255.3	8	255.3	11	255.3	13	254.7	3	255.3
31	69	Scuderia Villorba Corse	ITA	Michael Blanchemain	FRA	Jim Pla	FRA	Mercedes AMG GT3 EVO	PROAM	16	255.9	26	255.3	12	255.3	25	254.7	13	254.1	6	255.0
32	6	GetSpeed	DEU	Valentin Pierburg	GBR	Aaron Walker	GBR	Mercedes AMG GT3 EVO	PROAM	17	254.7	29	254.1	27	253.5	10	253.5	12	253.5	30	253.8
33	108	Vimana by GetSpeed	DEU	Ameerh Naran	ZWE	Tom Jackson	GBR	Mercedes AMG GT3 EVO	PROAM	18	254.1	5	252.9	4	252.9	7	252.3	2	252.3	8	252.9





Autodromo Int. do Algarve

International GT Open

Private test - 2

Fastest Laps Sequence

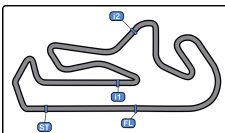
Autodromo do Algarve 4.653 m.



Lap	Time of Day	Session Time	Nº Entrant/Team	Nat	Driver 1	Nat	Driver 2	Nat	Vehicle	Cat	Time	Km/h
2	15:35:32.871	3:32.871	17 Team Motopark		Diego Menchaca		Marcos Siebert		Mercedes AMG GT3 EVO	PRO	1:43.033	162.5
2	15:36:40.982	4:40.982	9 GetSpeed		Anthony Bartone		Fabian Schiller		Mercedes AMG GT3 EVO	PRO	1:42.084	164.0
10	15:53:04.852	21:04.852	17 Team Motopark		Diego Menchaca		Marcos Siebert		Mercedes AMG GT3 EVO	PRO	1:41.482	165.0
11	15:54:46.252	22:46.252	17 Team Motopark		Diego Menchaca		Marcos Siebert		Mercedes AMG GT3 EVO	PRO	1:41.400	165.1







Autodromo Int. do Algarve

International GT Open

Private test - 2

Event Best Maximum Speed

Autodromo do Algarve 4.653 m.

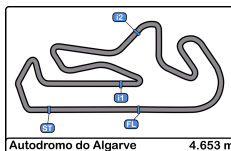


Nº	Entrant/Team	Nat	Driver 1	Nat	Driver 2	Nat	Vehicle	Cat	Km/h	Session
55	AF Corse	ITA	Laurent De Meeus	BEL	Jamie Stanley	GBR	Ferrari 488 GT3 MY 2020	PROAM	264.0	Private test - 1
17	Team Motopark	DEU	Diego Menchaca	MEX	Marcos Siebert	ARG	Mercedes AMG GT3 EVO	PRO	262.7	Private test - 1
777	Olimp Racing	POL	Marcin Jedlinski	POL	Karol Basz	POL	Audi R8 LMS GT3 Evo II	PROAM	262.7	Private test - 1
1	Eastalent Racing	AUT	Simon Reicher	AUT	Christopher Haase	DEU	Audi R8 LMS GT3 Evo II	PRO	262.1	Private test - 1
16	AF Corse	ITA	Marcelo Hahn	BRA	Allam Khodair	BRA	Ferrari 296 GT3	PROAM	262.1	Private test - 2
11	racing one	DEU	Ernst Kirchmayr	AUT	Luca Ludwig	DEU	Ferrari 296 GT3	PROAM	262.1	Private test - 2
77	AlManar Racing by GetSpeed	QAT	Al Faisal Al Zubair	QAT	Mikaël Grenier	CNG	Mercedes AMG GT3 EVO	PRO	262.1	Private test - 2
88	Spirit of Race	CHE	Gino Forgione	CHE	Michele Rugolo	ITA	Ferrari 296 GT3	PROAM	261.5	Private test - 1
61	AF Corse	ITA	Jean-Claude Saada	USA	Conrad Grunewald	USA	Ferrari 296 GT3	PROAM	261.5	Private test - 1
12	Car Collection Motorsport	DEU	Hash	USA	Alex Fontana	CHE	Porsche 911 GT3 R (992)	PROAM	260.2	Private test - 1
66	Greystone GT	GBR	Stewart Proctor	GBR	Lewis Proctor	GBR	McLaren 720S GT3	PROAM	260.2	Private test - 1
9	GetSpeed	DEU	Anthony Bartone	USA	Fabian Schiller	DEU	Mercedes AMG GT3 EVO	PRO	260.2	Private test - 1
25	AF Corse	ITA	Alessandro Cozzi	ITA	Giorgio Sernagiotto	ITA	Ferrari 296 GT3	PROAM	260.2	Private test - 2
5	Olimp Racing	POL	Stanislaw Jedlinski	POL	Krystian Korzeniowski	POL	Ferrari 296 GT3	AM	260.2	Private test - 2
27	Spirit of Race	CHE	Marco Pulcini	ITA	Eddie Cheever III	ITA	Ferrari 296 GT3	PROAM	259.6	Private test - 1
24	Greystone GT	GBR	Andrey Borodin	IND	Oliver Webb	GBR	McLaren 720s GT3 Evo	PROAM	259.6	Private test - 1
51	Spirit of Race	CHE	Nicola Marinangeli	ITA	Vicent Abril	FRA	Ferrari 296 GT3	PRO	259.6	Private test - 1
75	ISR Racing	CZE	Filip Salaquarda	CZE	Libor Milota	CZE	Audi R8 LMS GT3 Evo II	PROAM	258.9	Private test - 1
10	Oregon Team	ITA	Alessio Deledda	ITA	Jordan Pepper	ZAF	Lamborghini Huracan GT3 EVO2	PRO	258.9	Private test - 1
20	SPS Automotive Performance	DEU	Dominik Baumann	AUT	Mikaeel Pitamber	ZAF	Mercedes AMG GT3 EVO	PRO	258.9	Private test - 1
96	Team Motopark	DEU	Lukas Dunner	AUT	Charles Bateman	GBR	Mercedes AMG GT3 EVO	PRO	258.9	Private test - 1
15	Car Collection Motorsport	DEU	Gustav Bergström	SWE	Nico Menzel	DEU	Porsche 911 GT3 R (992)	PRO	258.3	Private test - 1
65	Team Motopark	DEU	Heiko Neumann	DEU	Timo Rumpfkeil	DEU	Mercedes AMG GT3 EVO	AM	258.3	Private test - 1
23	Pellin Racing	ITA	Thor Haugen	USA	Paolo Ruberti	ITA	Ferrari 488 GT3 2020	PROAM	257.7	Private test - 1
7	Car Collection Motorsport	DEU	Bashar Mardini	CAN	Tijmen van der Helm	NLD	Porsche 911 GT3 R (992)	PROAM	257.7	Private test - 2
54	CBRX by SPS	DEU	Dexter Müller	CHE	Yannick Mettler	CHE	Mercedes AMG GT3 EVO	PROAM	257.7	Private test - 2
95	Team Motopark	DEU	Morten Strömsted	DNK	Thomas Ikin	GBR	Mercedes AMG GT3 EVO	PROAM	257.7	Private test - 2
786	GetSpeed	DEU	Kiki Sak Nana	ITA	Adam Osieka	DEU	Mercedes AMG GT3 EVO	AM	257.7	Private test - 2
63	Oregon Team	ITA	Rolf Ineichen	CHE	Leonardo Pulcini	ITA	Lamborghini Huracan GT3 EVO2	PRO	257.7	Private test - 2
19	Oregon Team	ITA	Marzio Moretti	ITA	Artem Petrov	ISR	Lamborghini Huracan GT3 EVO2	PRO	257.1	Private test - 1
8	Il Barone Rampante	ITA	Giuseppe Cipriani	ITA		ITA	Lamborghini Huracan GT3 EVO	AM	257.1	Private test - 2
108	Vimana by GetSpeed	DEU	Ameerh Naran	ZWE	Tom Jackson	GBR	Mercedes AMG GT3 EVO	PROAM	256.5	Private test - 1
6	GetSpeed	DEU	Valentin Pierburg	DEU	Aaron Walker	GBR	Mercedes AMG GT3 EVO	PROAM	256.5	Private test - 1
69	Scuderia Villorba Corse	ITA	Michael Blanchemain	FRA	Jim Pla	GBR	Mercedes AMG GT3 EVO	PROAM	255.9	Private test - 2



autódromo internacional algarve





**Autodromo Int. do Algarve**  
**International GT Open**  
**Private test - 2**  
**Pit Stop Analysis**



Autodromo do Algarve 4.653 m.

**1** Simon Reicher Audi R8 LMS GT3 Evo II  
 PRO Christopher Haase Eastalent Racing

Nº	In Day Time	In Time	Out Time	Pit Time	T. Pit Time	Handicap	Diff.
1	15:45:30.410	15:45:30.410	15:50:57.946	5:27.536	5:27.536		
2	16:01:29.184	16:01:29.184	16:07:07.528	5:38.344	11:05.880		
3	16:17:34.082	16:17:34.082	16:21:50.102	4:16.020	15:21.900		

**5** Stanislaw Jedlinski Ferrari 296 GT3  
 AM Krystian Korzeniowski Olimp Racing

Nº	In Day Time	In Time	Out Time	Pit Time	T. Pit Time	Handicap	Diff.
1	16:11:27.540	16:11:27.540	16:13:54.901	2:27.361	2:27.361		

**6** Valentin Pierburg Mercedes AMG GT3 EVO  
 PROAM Aaron Walker GetSpeed

Nº	In Day Time	In Time	Out Time	Pit Time	T. Pit Time	Handicap	Diff.
1	15:38:09.767	15:38:09.767	15:40:05.705	1:55.938	1:55.938		
2	15:56:01.361	15:56:01.361	15:58:20.032	2:18.671	4:14.609		
3	16:10:33.113	16:10:33.113	16:12:13.649	1:40.536	5:55.145		

**7** Bashar Mardini Porsche 911 GT3 R (992)  
 PROAM Tijmen van der Helm Car Collection Motorsport

Nº	In Day Time	In Time	Out Time	Pit Time	T. Pit Time	Handicap	Diff.
1	15:43:30.342	15:43:30.342	15:53:25.632	9:55.290	9:55.290		
2	16:04:09.071	16:04:09.071	16:10:01.103	5:52.032	15:47.322		
3	16:22:55.700	16:22:55.700	16:24:16.526	1:20.826	17:08.148		

**9** Anthony Bartone Mercedes AMG GT3 EVO  
 PRO Fabian Schiller GetSpeed

Nº	In Day Time	In Time	Out Time	Pit Time	T. Pit Time	Handicap	Diff.
1	15:45:18.760	15:45:18.760	15:47:00.219	1:41.459	1:41.459		
2	15:52:24.086	15:52:24.086	15:53:26.416	1:02.330	2:43.789		
3	16:05:39.897	16:05:39.897	16:09:06.583	3:26.686	6:10.475		
4	16:17:53.009	16:17:53.009	16:19:36.815	1:43.806	7:54.281		

**10** Alessio Deledda Lamborghini Huracan GT3 EVO2  
 PRO Jordan Pepper Oregon Team

Nº	In Day Time	In Time	Out Time	Pit Time	T. Pit Time	Handicap	Diff.
1	15:41:06.965	15:41:06.965	15:43:45.229	2:38.264	2:38.264		
2	15:56:06.716	15:56:06.716	15:57:56.985	1:50.269	4:28.533		
3	16:01:27.178	16:01:27.178	16:03:58.163	2:30.985	6:59.518		
4	16:16:13.063	16:16:13.063	16:18:52.699	2:39.636	9:39.154		

**11** Ernst Kirchmayr Ferrari 296 GT3  
 PROAM Luca Ludwig racing one

Nº	In Day Time	In Time	Out Time	Pit Time	T. Pit Time	Handicap	Diff.
1	15:41:44.304	15:41:44.304	15:43:58.686	2:14.382	2:14.382		
2	15:50:51.240	15:50:51.240	15:53:16.610	2:25.370	4:39.752		
3	16:02:24.332	16:02:24.332	16:06:19.350	3:55.018	8:34.770		
4	16:13:41.231	16:13:41.231	16:15:22.120	1:40.889	10:15.659		
5	16:24:17.673	16:24:17.673	16:25:52.542	1:34.869	11:50.528		

**12** Hash Porsche 911 GT3 R (992)  
 PROAM Alex Fontana Car Collection Motorsport

Nº	In Day Time	In Time	Out Time	Pit Time	T. Pit Time	Handicap	Diff.
1	15:50:41.750	15:50:41.750	15:53:29.096	2:47.346	2:47.346		
2	15:58:46.198	15:58:46.198	16:00:16.903	1:30.705	4:18.051		
3	16:16:01.798	16:16:01.798	16:17:26.538	1:24.740	5:42.791		

**15** Gustav Bergström Porsche 911 GT3 R (992)  
 PRO Nico Menzel Car Collection Motorsport

Nº	In Day Time	In Time	Out Time	Pit Time	T. Pit Time	Handicap	Diff.
1	15:41:14.358	15:41:14.358	15:48:19.633	7:05.275	7:05.275		
2	15:55:17.284	15:55:17.284	15:56:07.727	50.443	7:55.718		
3	16:04:48.798	16:04:48.798	16:06:05.590	1:16.792	9:12.510		
4	16:16:44.773	16:16:44.773	16:20:27.377	3:42.604	12:55.114		

**16** Marcelo Hahn Ferrari 296 GT3  
 PROAM Allam Khodair AF Corse

Nº	In Day Time	In Time	Out Time	Pit Time	T. Pit Time	Handicap	Diff.
1	15:49:39.904	15:49:39.904	15:55:21.885	5:41.981	5:41.981		
2	16:04:18.550	16:04:18.550	16:07:31.366	3:12.816	8:54.797		
3	16:19:52.614	16:19:52.614	16:22:52.143	2:59.529	11:54.326		

**17** Diego Menchaca Mercedes AMG GT3 EVO  
 PRO Marcos Siebert Team Motopark

Nº	In Day Time	In Time	Out Time	Pit Time	T. Pit Time	Handicap	Diff.
1	15:45:55.370	15:45:55.370	15:49:39.322	3:43.952	3:43.952		
2	16:01:47.041	16:01:47.041	16:05:40.606	3:53.565	7:37.517		
3	16:17:44.751	16:17:44.751	16:20:07.937	2:23.186	10:00.703		

**19** Marzio Moretti Lamborghini Huracan GT3 EVO2  
 PRO Artem Petrov Oregon Team

Nº	In Day Time	In Time	Out Time	Pit Time	T. Pit Time	Handicap	Diff.
1	15:48:37.410	15:48:37.410	15:50:25.145	1:47.735	1:47.735		
2	16:02:46.147	16:02:46.147	16:05:38.201	2:52.054	4:39.789		
3	16:12:42.342	16:12:42.342	16:17:27.597	4:45.255	9:25.044		

**20** Dominik Baumann Mercedes AMG GT3 EVO  
 PRO Mikael Pitamber SPS Automotive Performance

Nº	In Day Time	In Time	Out Time	Pit Time	T. Pit Time	Handicap	Diff.
1	15:46:12.826	15:46:12.826	15:48:35.338	2:22.512	2:22.512		
2	15:57:13.315	15:57:13.315	16:02:03.019	4:49.704	7:12.216		
3	16:10:59.108	16:10:59.108	16:14:12.458	3:13.350	10:25.566		
4	16:23:00.790	16:23:00.790	16:25:31.059	2:30.269	12:55.835		

**23** Thor Haugen Ferrari 488 GT3 2020  
 PROAM Paolo Ruberti Pellin Racing

Nº	In Day Time	In Time	Out Time	Pit Time	T. Pit Time	Handicap	Diff.
1	15:39:48.788	15:39:48.788	15:43:25.913	3:37.125	3:37.125		
2	15:58:20.847	15:58:20.847	16:02:45.146	4:24.299	8:01.424		
3	16:13:20.357	16:13:20.357	16:17:18.508	3:58.151	11:59.575		

**24** Andrey Borodin McLaren 720s GT3 Evo  
 PROAM Oliver Webb Greystone GT


Nº	In Day Time	In Time	Out Time	Pit Time	T. Pit Time	Handicap	Diff.
1	15:38:39.479	15:38:39.479	16:20:23.922	41:44.443	41:44.443		

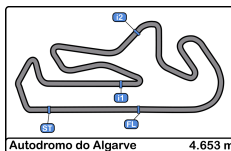
**25** Alessandro Cozzi Ferrari 296 GT3  
 PROAM Giorgio Sernagiotto AF Corse

Nº	In Day Time	In Time	Out Time	Pit Time	T. Pit Time	Handicap	Diff.
1	15:47:09.597	15:47:09.597	15:49:12.296	2:02.699	2:02.699		
2	16:06:53.604	16:06:53.604	16:09:47.597	2:53.993	4:56.692		
3	16:22:02.232	16:22:02.232	16:23:52.139	1:49.907	6:46.599		

**27** Marco Pulcini Ferrari 296 GT3  
 PROAM Eddie Cheever III Spirit of Race

Nº	In Day Time	In Time	Out Time	Pit Time	T. Pit Time	Handicap	Diff.
1	15:52:31.853	15:52:31.853	15:54:46.288	2:14.435	2:14.435		
2	16:07:20.301	16:07:20.301	16:09:17.175	1:56.874	4:11.309		
3	16:17:59.002	16:17:59.002	16:21:02.046	3:03.044	7:14.353		





**Autodromo Int. do Algarve**  
**International GT Open**  
**Private test - 2**  
**Pit Stop Analysis**



**51** Nicola Marinangeli Ferrari 296 GT3  
 PRO Vicent Abril Spirit of Race

Nº	In Day Time	In Time	Out Time	Pit Time	T. Pit Time	Handicap	Diff.
1	15:33:54.014	15:33:54.014	15:35:09.337	1:15.323	1:15.323		
2	15:49:07.516	15:49:07.516	15:56:13.174	7:05.658	8:20.981		
3	16:05:08.787	16:05:08.787	16:12:01.827	6:53.040	15:14.021		
4	16:20:43.830	16:20:43.830	16:22:36.865	1:53.035	17:07.056		

**54** Dexter Müller Mercedes AMG GT3 EVO  
 PROAM Yannick Mettler CBRX by SPS

Nº	In Day Time	In Time	Out Time	Pit Time	T. Pit Time	Handicap	Diff.
1	15:43:36.370	15:43:36.370	15:46:20.525	2:44.155	2:44.155		
2	15:56:51.778	15:56:51.778	16:00:29.227	3:37.449	6:21.604		
3	16:14:41.786	16:14:41.786	16:17:02.331	2:20.545	8:42.149		

**55** Laurent De Meeus Ferrari 488 GT3 MY 2020  
 PROAM Jamie Stanley AF Corse

Nº	In Day Time	In Time	Out Time	Pit Time	T. Pit Time	Handicap	Diff.
1	15:48:36.119	15:48:36.119	15:50:55.966	2:19.847	2:19.847		
2	16:13:02.768	16:13:02.768	16:14:35.968	1:33.200	3:53.047		

**61** Jean-Claude Saada Ferrari 296 GT3  
 PROAM Conrad Grunewald AF Corse

Nº	In Day Time	In Time	Out Time	Pit Time	T. Pit Time	Handicap	Diff.
1	15:37:53.397	15:37:53.397	15:40:13.789	2:20.392	2:20.392		
2	15:47:14.064	15:47:14.064	15:50:38.162	3:24.098	5:44.490		
3	15:59:31.391	15:59:31.391	16:01:00.210	1:28.819	7:13.309		
4	16:16:50.696	16:16:50.696	16:18:34.934	1:44.238	8:57.547		
5	16:30:40.367	16:30:40.367	16:31:55.454	1:15.087	10:12.634		

**63** Rolf Ineichen Lamborghini Huracan GT3 EVO2  
 PRO Leonardo Pulcini Oregon Team

Nº	In Day Time	In Time	Out Time	Pit Time	T. Pit Time	Handicap	Diff.
1	15:48:32.975	15:48:32.975	15:50:13.528	1:40.553	1:40.553		
2	16:00:50.222	16:00:50.222	16:05:07.711	4:17.489	5:58.042		
3	16:10:22.018	16:10:22.018	16:17:57.603	7:35.585	13:33.627		
4	16:25:10.746	16:25:10.746	16:28:37.195	3:26.449	17:00.076		

**65** Heiko Neumann Mercedes AMG GT3 EVO  
 AM Timo Rumpfkeil Team Motopark

Nº	In Day Time	In Time	Out Time	Pit Time	T. Pit Time	Handicap	Diff.
1	15:46:05.512	15:46:05.512	15:48:02.362	1:56.850	1:56.850		
2	15:56:58.609	15:56:58.609	15:59:03.771	2:05.162	4:02.012		
3	16:11:22.600	16:11:22.600	16:20:51.973	9:29.373	13:31.385		

**66** Stewart Proctor McLaren 720S GT3  
 PROAM Lewis Proctor Greystone GT

Nº	In Day Time	In Time	Out Time	Pit Time	T. Pit Time	Handicap	Diff.
1	15:43:41.191	15:43:41.191	15:54:01.920	10:20.729	10:20.729		
2	16:07:54.821	16:07:54.821	16:09:56.405	2:01.584	12:22.313		
3	16:16:52.856	16:16:52.856	16:19:15.084	2:22.228	14:44.541		
4	16:26:37.729	16:26:37.729	16:27:46.411	1:08.682	15:53.223		

**69** Michael Blanchemain Mercedes AMG GT3 EVO  
 PROAM Jim Pla Scuderia Villorba Corse

Nº	In Day Time	In Time	Out Time	Pit Time	T. Pit Time	Handicap	Diff.
1	15:45:46.499	15:45:46.499	15:51:13.691	5:27.192	5:27.192		
2	16:01:38.190	16:01:38.190	16:04:07.657	2:29.467	7:56.659		
3	16:22:18.068	16:22:18.068	16:26:23.831	4:05.763	12:02.422		

**77** Al Faisal Al Zubair Mercedes AMG GT3 EVO  
 PRO Mikaël Grenier AIManar Racing by GetSpeed

Nº	In Day Time	In Time	Out Time	Pit Time	T. Pit Time	Handicap	Diff.
1	15:42:43.348	15:42:43.348	15:44:13.384	1:30.036	1:30.036		
2	15:54:38.399	15:54:38.399	15:55:58.327	1:19.928	2:49.964		
3	16:06:24.232	16:06:24.232	16:08:46.296	2:22.064	5:12.028		
4	16:17:23.431	16:17:23.431	16:20:56.444	3:33.013	8:45.041		

**88** Gino Forgione Ferrari 296 GT3  
 PROAM Michele Rugolo Spirit of Race

Nº	In Day Time	In Time	Out Time	Pit Time	T. Pit Time	Handicap	Diff.
1	15:37:55.375	15:37:55.375	15:44:35.477	6:40.102	6:40.102		

**95** Morten Strömsted Mercedes AMG GT3 EVO  
 PROAM Thomas Ikin Team Motopark

Nº	In Day Time	In Time	Out Time	Pit Time	T. Pit Time	Handicap	Diff.
1	15:59:04.056	15:59:04.056	16:01:11.699	2:07.643	2:07.643		

**96** Lukas Dunner Mercedes AMG GT3 EVO  
 PRO Charles Bateman Team Motopark

Nº	In Day Time	In Time	Out Time	Pit Time	T. Pit Time	Handicap	Diff.
1	16:03:49.966	16:03:49.966	16:05:42.999	1:53.033	1:53.033		

**108** Ameerh Naran Mercedes AMG GT3 EVO  
 PROAM Tom Jackson Vimana by GetSpeed

Nº	In Day Time	In Time	Out Time	Pit Time	T. Pit Time	Handicap	Diff.
1	15:50:42.621	15:50:42.621	15:54:37.345	3:54.724	3:54.724		
2	16:18:17.065	16:18:17.065	16:20:47.230	2:30.165	6:24.889		

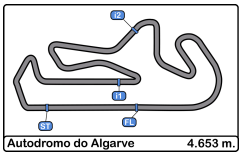
**777** Marcin Jedlinski Audi R8 LMS GT3 Evo II  
 PROAM Karol Basz Olimp Racing

Nº	In Day Time	In Time	Out Time	Pit Time	T. Pit Time	Handicap	Diff.
1	15:43:15.009	15:43:15.009	15:48:05.730	4:50.721	4:50.721		
2	16:00:53.572	16:00:53.572	16:03:01.275	2:07.703	6:58.424		
3	16:20:36.079	16:20:36.079	16:21:52.690	1:16.611	8:15.035		

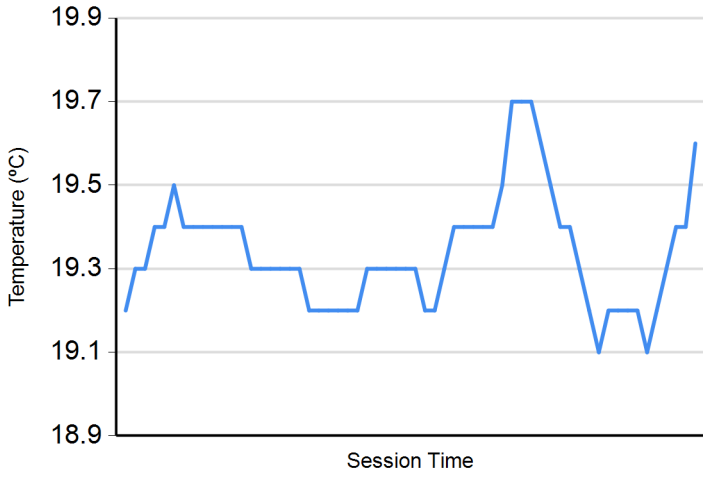
**786** Kiki Sak Nana Mercedes AMG GT3 EVO  
 AM Adam Osieka GetSpeed

Nº	In Day Time	In Time	Out Time	Pit Time	T. Pit Time	Handicap	Diff.
1	15:50:14.928	15:50:14.928	15:51:45.498	1:30.570	1:30.570		
2	16:09:27.498	16:09:27.498	16:11:14.713	1:47.215	3:17.785		
3	16:21:50.066	16:21:50.066	16:23:27.563	1:37.497	4:55.282		

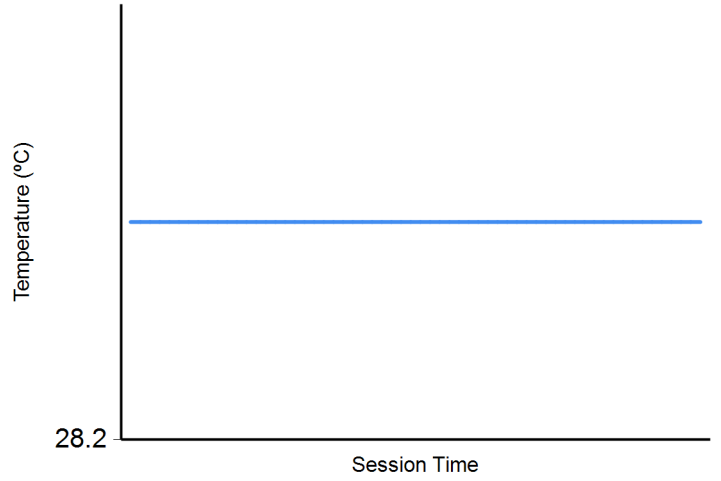




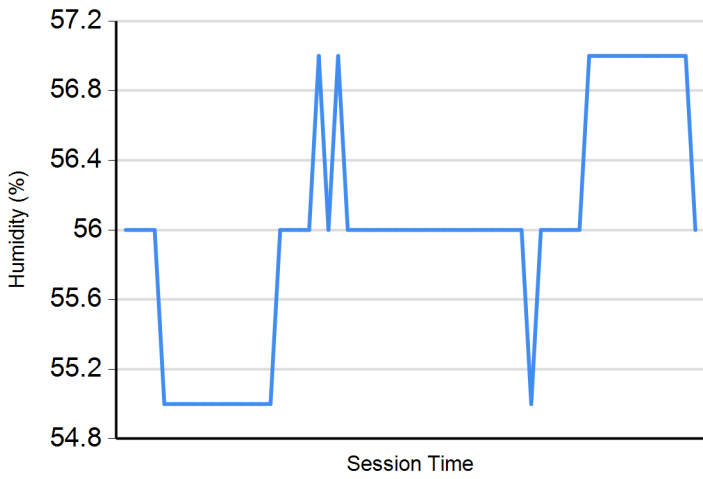
**Air Temperature**



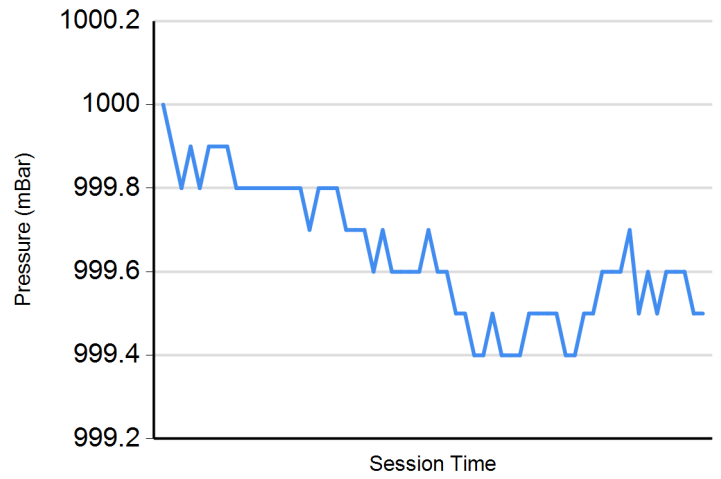
**Track Temperature**



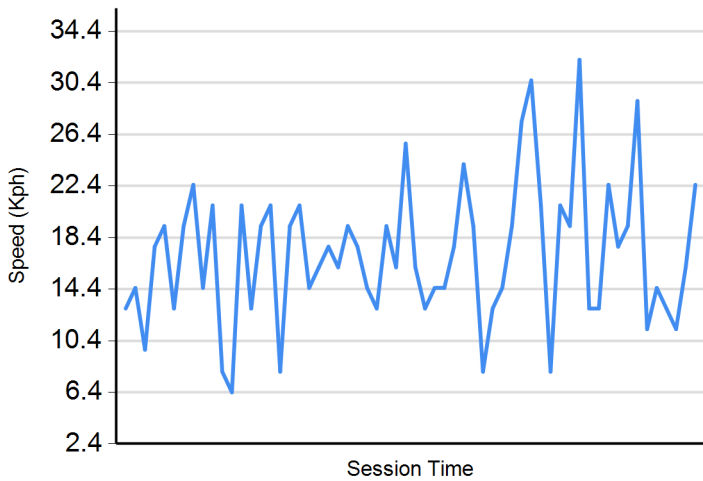
**Humidity**



**Pressure**

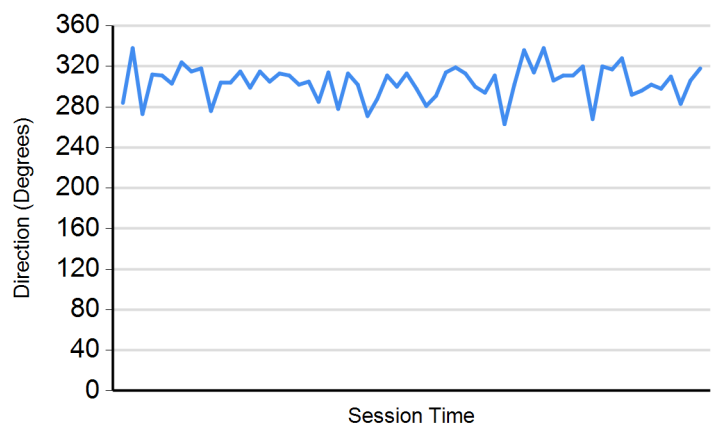


**Wind Speed**



**Wind direction**

North = 0°/360° Est = 90° South = 180° West = 270°



**Autodromo Int. do Algarve  
International GT Open  
Private Test - 1 - 2  
Combined Results**

Cls	N°	Entrant/Team	Nat	Driver 1	Nat	Driver 2	Nat	Vehicle	Cat	Cls	Laps	PT1	PT2	Best	Gap	Interval	Km/h		
1	17	Team Motopark		Diego Menchaca		Marcos Siebert		Mercedes AMG GT3 EVO	PRO	1	54	1:41.681	23	<b>1:41.400</b>	11	<b>1:41.400</b>		165.1	
2	96	Team Motopark		Lukas Dunner		Charles Bateman		Mercedes AMG GT3 EVO	PRO	2	57	<b>1:41.618</b>	21	1:42.371	23	<b>1:41.618</b>	0.218	0.218	164.8
3	9	GetSpeed		Anthony Bartone		Fabian Schiller		Mercedes AMG GT3 EVO	PRO	3	55	1:41.918	12	<b>1:41.660</b>	24	<b>1:41.660</b>	0.260	0.042	164.7
4	777	Olimp Racing		Marcin Jedlinski		Karol Basz		Audi R8 LMS GT3 Evo II	PROAM	1	48	<b>1:41.725</b>	18	1:42.294	25	<b>1:41.725</b>	0.325	0.065	164.6
5	1	Eastalent Racing		Simon Reicher		Christopher Haase		Audi R8 LMS GT3 Evo II	PRO	4	51	1:42.439	5	<b>1:41.747</b>	16	<b>1:41.747</b>	0.347	0.022	164.6
6	77	AlManar Racing by GetSpeed		Al Faisal Al Zubair				Mercedes AMG GT3 EVO	PRO	5	58	<b>1:41.793</b>	4	1:42.019	14	<b>1:41.793</b>	0.393	0.046	164.5
7	51	Spirit of Race		Nicola Marinangeli		Vicent Abril		Ferrari 296 GT3	PRO	6	48	<b>1:42.068</b>	10	1:42.130	13	<b>1:42.068</b>	0.668	0.275	164.1
8	20	SPS Automotive Performance		Dominik Baumann		Mikaeel Pitamber		Mercedes AMG GT3 EVO	PRO	7	52	1:42.399	21	<b>1:42.138</b>	22	<b>1:42.138</b>	0.738	0.070	164.0
9	16	AF Corse		Marcelo Hahn		Allam Khodair		Ferrari 296 GT3	PROAM	2	49	1:42.750	18	<b>1:42.148</b>	27	<b>1:42.148</b>	0.748	0.010	163.9
10	27	Spirit of Race		Marco Pulcini		Eddie Cheever III		Ferrari 296 GT3	PROAM	3	52	<b>1:42.230</b>	8	1:42.741	22	<b>1:42.230</b>	0.830	0.082	163.8
11	54	CBRX by SPS				Yannick Mettler		Mercedes AMG GT3 EVO	PROAM	4	53	1:42.830	6	<b>1:42.249</b>	9	<b>1:42.249</b>	0.849	0.019	163.8
12	55	AF Corse		Laurent De Meeus		Jamie Stanley		Ferrari 488 GT3 MY 2020	PROAM	5	56	<b>1:42.251</b>	11	1:43.159	32	<b>1:42.251</b>	0.851	0.002	163.8
13	61	AF Corse		Jean-Claude Saada		Conrad Grunewald		Ferrari 296 GT3	PROAM	6	57	1:42.373	21	<b>1:42.315</b>	27	<b>1:42.315</b>	0.915	0.064	163.7
14	10	Oregon Team		Alessio Deledda		Jordan Pepper		Lamborghini Huracan GT3 EVO2	PRO	8	55	1:42.658	13	<b>1:42.358</b>	18	<b>1:42.358</b>	0.958	0.043	163.6
15	24	Greystone GT		Andrey Borodin		Oliver Webb		McLaren 720s GT3 Evo	PROAM	7	20	<b>1:42.461</b>	4	1:42.810	10	<b>1:42.461</b>	1.061	0.103	163.4
16	66	Greystone GT		Stewart Proctor		Lewis Proctor		McLaren 720S GT3	PROAM	8	52	<b>1:42.472</b>	8	1:43.230	13	<b>1:42.472</b>	1.072	0.011	163.4
17	11	racing one		Ernst Kirchmayr		Luca Ludwig		Ferrari 296 GT3	PROAM	9	28			<b>1:42.495</b>	4	<b>1:42.495</b>	1.095	0.023	163.4
18	23	Pellin Racing		Thor Haugen		Paolo Ruberti		Ferrari 488 GT3 2020	PROAM	10	44	<b>1:42.496</b>	2	1:43.803	15	<b>1:42.496</b>	1.096	0.001	163.4
19	25	AF Corse		Alessandro Cozzi		Giorgio Sernagiotto		Ferrari 296 GT3	PROAM	11	40	1:44.480	9	<b>1:42.621</b>	28	<b>1:42.621</b>	1.221	0.125	163.2
20	786	GetSpeed		Kiki Sak Nana		Adam Osieka		Mercedes AMG GT3 EVO	AM	1	45	1:43.689	5	<b>1:42.662</b>	28	<b>1:42.662</b>	1.262	0.041	163.1
21	5	Olimp Racing		Stanislaw Jedlinski		Krystian Korzeniowski		Ferrari 296 GT3	AM	2	51	<b>1:42.755</b>	22	1:42.996	17	<b>1:42.755</b>	1.355	0.093	163.0
22	65	Team Motopark		Heiko Neumann		Timo Rumpfkeil		Mercedes AMG GT3 EVO	AM	3	53	<b>1:42.781</b>	6	1:43.055	6	<b>1:42.781</b>	1.381	0.026	162.9
23	15	Car Collection Motorsport				Nico Menzel		Porsche 911 GT3 R (992)	PRO	9	55	1:42.818	26	<b>1:42.803</b>	13	<b>1:42.803</b>	1.403	0.022	162.9
24	12	Car Collection Motorsport		Hash		Alex Fontana		Porsche 911 GT3 R (992)	PROAM	12	60	<b>1:42.866</b>	13	1:43.028	18	<b>1:42.866</b>	1.466	0.063	162.8
25	88	Spirit of Race		Gino Forgione		Michele Rugolo		Ferrari 296 GT3	PROAM	13	31	<b>1:42.909</b>	24	1:49.046	2	<b>1:42.909</b>	1.509	0.043	162.7
26	95	Team Motopark				Thomas Ikin		Mercedes AMG GT3 EVO	PROAM	14	41	1:44.237	4	<b>1:42.947</b>	4	<b>1:42.947</b>	1.547	0.038	162.7
27	63	Oregon Team		Rolf Ineichen		Leonardo Pulcini		Lamborghini Huracan GT3 EVO2	PRO	10	42	<b>1:43.136</b>	12	1:43.301	21	<b>1:43.136</b>	1.736	0.189	162.4
28	19	Oregon Team		Marzio Moretti		Artem Petrov		Lamborghini Huracan GT3 EVO2	PRO	11	57	1:43.983	19	<b>1:43.263</b>	14	<b>1:43.263</b>	1.863	0.127	162.2
29	69	Scuderia Villorba Corse		Michael Blanchemain		Jim Pla		Mercedes AMG GT3 EVO	PROAM	15	37	1:48.583	10	<b>1:43.335</b>	5	<b>1:43.335</b>	1.935	0.072	162.1
30	6	GetSpeed		Valentin Pierburg		Aaron Walker		Mercedes AMG GT3 EVO	PROAM	16	60	<b>1:43.339</b>	10	1:44.002	17	<b>1:43.339</b>	1.939	0.004	162.0
31	108	Vimana by GetSpeed		Ameerh Naran		Tom Jackson		Mercedes AMG GT3 EVO	PROAM	17	51	1:44.411	8	<b>1:43.632</b>	4	<b>1:43.632</b>	2.232	0.293	161.6
32	75	ISR Racing		Filip Salaquarda		Libor Milota		Audi R8 LMS GT3 Evo II	PROAM	18	24	<b>1:44.280</b>	7			<b>1:44.280</b>	2.880	0.648	160.6
33	8	Il Barone Rampante		Giuseppe Cipriani				Lamborghini Huracan GT3 EVO	AM	4	22	1:45.973	13	<b>1:45.177</b>	7	<b>1:45.177</b>	3.777	0.897	159.2
34	7	Car Collection Motorsport		Bashar Mardini		Tijmen van der Helm		Porsche 911 GT3 R (992)	PROAM	19	48	<b>1:45.416</b>	22	1:45.948	10	<b>1:45.416</b>	4.016	0.239	158.9

Published at:.....

<b>Race Director:</b>	<b>Timekeeper:</b>
-----------------------	--------------------