

Hockenheimring
International GT Open
Free Practice - 3
Provisional Results



Hockenheimring 4.574 m

Cls	B _↓	Entrant/Team	Nat	Driver 1	Nat	Driver 2	Nat	Vehicle	Cat	Cls	Laps	Best	Time	Gap	Interval	Km/h
1	27	Spirit of Race	CH	Marco Pulcini	IT	Eddie Cheever	IT	Ferrari 296 GT3	PROAM	1	14	11	1:39.799			164.9
2	7	Car Collection Motorsport	DE	Bashar Mardini	CA	Tijmen van der Helm	NL	Porsche 911 GT3 R (992)	PROAM	2	20	12	1:40.296	0.497	0.497	164.1
3	6	GetSpeed	DE	Valentin Pierburg	DE	Aaron Walker	GB	Mercedes AMG GT3 EVO	PROAM	3	18	8	1:40.666	0.867	0.370	163.5
4	75	ISR Racing	CZ	Filip Salaquarda	CZ	Libor Milota	CZ	Audi R8 LMS GT3 Evo II	PROAM	4	19	3	1:40.844	1.045	0.178	163.2
5	8	Il Barone Rampante	IT	Giuseppe Cipriani	IT			Lamborghini Huracan GT3 EVO	AM	1	19	14	1:40.927	1.128	0.083	163.1
6	65	Team Motopark	DE	Heiko Neumann	DE	Timo Rumpfkeil	DE	Mercedes AMG GT3 EVO	AM	2	18	4	1:40.987	1.188	0.060	163.0
7	61	AF Corse	IT	Jean-Claude Saada	US	Conrad Grunewald	US	Ferrari 296 GT3	PROAM	5	13	7	1:41.098	1.299	0.111	162.8
8	786	GetSpeed	DE	Kiki Sak Nana	IT	Adam Osieka	DE	Mercedes AMG GT3 EVO	AM	3	21	5	1:41.236	1.437	0.138	162.6
9	66	Greystone GT	GB	Stewart Proctor	GB	Lewis Proctor	GB	McLaren 720S GT3	PROAM	6	20	13	1:41.274	1.475	0.038	162.5
10	16	AF Corse	IT	Marcelo Hahn	BR	Allam Khodair	BR	Ferrari 296 GT3	PROAM	7	19	8	1:41.353	1.554	0.079	162.4
11	25	AF Corse	IT	Alessandro Cozzi	IT	Giorgio Sernagiotto	IT	Ferrari 296 GT3	PROAM	8	16	6	1:41.470	1.671	0.117	162.2
12	777	Olimp Racing	PL	Marcin Jedlinski	PL	Karol Basz	PL	Audi R8 LMS GT3 Evo II	PROAM	9	16	14	1:41.593	1.794	0.123	162.0
13	55	AF Corse	IT	Laurent De Meeus	GB	Jamie Stanley	GB	Ferrari 296 GT3	PROAM	10	17	13	1:41.681	1.882	0.088	161.9
14	69	Scuderia Villorba Corse	IT	Michael Blanchemain	FR	Vladislav Lomko	MD	Mercedes AMG GT3 EVO	PROAM	11	17	9	1:42.011	2.212	0.330	161.4
15	11	11 racing one	DE	Ernst Kirchmayr	DE	Luca Ludwig	DE	Ferrari 296 GT3	PROAM	12	17	8	1:42.133	2.334	0.122	161.2
16	95	Team Motopark	DE	Tomasz Kucharski	GB	Thomas Ikin	GB	Mercedes AMG GT3 EVO	PROAM	13	13	7	1:42.539	2.740	0.406	160.5
17	54	CBRX by SPS	DE	Ölmez Atılgan	CH	Yannick Mettler	CH	Mercedes AMG GT3 EVO	PROAM	14	20	9	1:42.713	2.914	0.174	160.3
18	88	Spirit of Race	CH	Gino Forgione	CH	Michele Rugolo	IT	Ferrari 296 GT3	PROAM	15	20	17	1:42.717	2.918	0.004	160.3
19	12	Car Collection Motorsport	DE	Hash	US	Alex Fontana	CH	Porsche 911 GT3 R (992)	PROAM	16	17	10	1:42.859	3.060	0.142	160.0
20	5	Olimp Racing	PL	Stanislaw Jedlinski	PL	Krystian Korzeniowski	PL	Ferrari 296 GT3	AM	4	21	20	1:48.124	8.325	5.265	152.2

Published at:.....

Track Temp: ') " + ' 57 Air Temp: & (" ' 57 Humidity: 34 % Track Status: DRY

Race Director:

Alessandro Ferrari

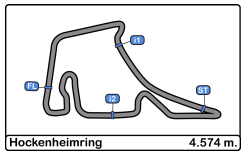
ACI DGA 392080

Timekeeper:

S. A. O. S. S. S.
S. A. O. S. S. S.

JOB-2654-ESP/M





Hockenheimring
International GT Open
Free Practice - 3
Track Limit



The Stewards, having received a report from Race Director, have considered the following matter and determine the following:

Session Free Practice - 3
Fact The cars below did not use the track at the turns listed below

Infringement Breach of Appendix L Chapter IV Article 2 c) of the FIA International Sporting Code and Article 19.4/19.5 of the Sporting Regulations.

Decision Deletion of the lap times shown in accordance with Article 12.4.1.e of the FIA International Sporting Code.

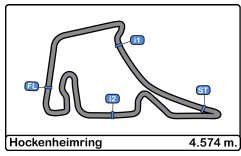
Note

- Certain decisions of the Stewards are subject to appeal (Article 15 of the FIA International Sporting Code).
- These penalties are not subject to appeal Article.12.3.4 of the FIA International Sporting Code and Article 16.5 of the Sporting Regulations.
- According to Article.12.3.3.b of the FIA International Sporting Code these decisions become immediately binding even in case of an appeal.

Ord	Turn	B. Driver	Entrant/Team	Time of Day	Lap Time
1	1	65 Neumann - Rumpfkeil	Team Motopark	17:32:49.964	1:41.234
2	1	6 Pierburg - Walker	GetSpeed	17:33:01.720	1:43.064
3	1	11 Kirchmayr - Ludwig	racing one	17:33:17.071	1:42.761
4	1	66 Proctor - Proctor	Greystone GT	17:33:40.082	1:42.885
5	1	786 Kiki - Osieka	GetSpeed	17:34:00.803	1:43.657
6	1	16 Hahn - Khodair	AF Corse	17:34:13.576	1:44.406
7	1	27 Pulcini - Cheever	Spirit of Race	17:34:26.413	1:42.302
8	1	5 Jedlinski - Korzeniowski	Olimp Racing	17:34:35.451	1:52.261
9	1	6 Pierburg - Walker	GetSpeed	17:34:44.390	1:42.670
10	1	8 Giuseppe Cipriani	Il Barone Rampante	17:35:04.301	1:43.015
11	1	777 Jedlinski - Basz	Olimp Racing	17:35:41.548	2:09.678
12	1	16 Hahn - Khodair	AF Corse	17:35:59.472	1:45.896
13	1	6 Pierburg - Walker	GetSpeed	17:36:27.966	1:43.576
14	1	25 Cozzi - Sernagiotto	AF Corse	17:36:29.472	1:42.382
15	1	8 Giuseppe Cipriani	Il Barone Rampante	17:36:46.667	1:42.366
16	1	8 Giuseppe Cipriani	Il Barone Rampante	17:38:35.347	1:48.680
17	1	66 Proctor - Proctor	Greystone GT	17:38:45.608	1:41.781
18	1	25 Cozzi - Sernagiotto	AF Corse	17:40:01.622	1:41.566
19	1	66 Proctor - Proctor	Greystone GT	17:40:27.114	1:41.506
20	1	55 De Meeus - Stanley	AF Corse	17:41:01.672	1:45.267
21	1	777 Jedlinski - Basz	Olimp Racing	17:41:09.433	1:56.763
22	1	27 Pulcini - Cheever	Spirit of Race	17:41:14.715	1:41.966
23	1	25 Cozzi - Sernagiotto	AF Corse	17:41:42.938	1:41.316
24	1	27 Pulcini - Cheever	Spirit of Race	17:44:49.077	1:52.458
25	1	25 Cozzi - Sernagiotto	AF Corse	17:45:05.707	1:41.299
26	1	25 Cozzi - Sernagiotto	AF Corse	17:46:46.770	1:41.063
27	1	12 Hash - Fontana	Car Collection Motorsport	17:47:22.340	1:46.170
28	1	6 Pierburg - Walker	GetSpeed	17:48:35.750	1:44.680
29	1	69 Blanchemain - Lomko	Scuderia Villorba Corse	17:48:58.922	1:52.794
30	1	66 Proctor - Proctor	Greystone GT	17:50:13.594	1:41.805
31	1	88 Forgione - Rugolo	Spirit of Race	17:51:49.342	1:46.798
32	1	6 Pierburg - Walker	GetSpeed	17:51:58.790	1:41.938
33	1	65 Neumann - Rumpfkeil	Team Motopark	17:53:00.165	1:42.068
34	1	5 Jedlinski - Korzeniowski	Olimp Racing	17:53:28.269	1:48.578
35	1	6 Pierburg - Walker	GetSpeed	17:53:39.688	1:40.898
36	1	66 Proctor - Proctor	Greystone GT	17:55:21.669	1:45.282
37	1	6 Pierburg - Walker	GetSpeed	17:55:32.413	1:52.725
38	1	8 Giuseppe Cipriani	Il Barone Rampante	17:55:55.939	1:42.571
39	1	5 Jedlinski - Korzeniowski	Olimp Racing	17:57:10.908	1:53.369

The Stewards:





Hockenheimring
International GT Open
Free Practice - 3
Track Limit



The Stewards, having received a report from Race Director, have considered the following matter and determine the following:

Session Free Practice - 3
Fact The cars below did not use the track at the turns listed below

Infringement Breach of Appendix L Chapter IV Article 2 c) of the FIA International Sporting Code and Article 19.4/19.5 of the Sporting Regulations.

Decision Deletion of the lap times shown in accordance with Article 12.4.1.e of the FIA International Sporting Code.

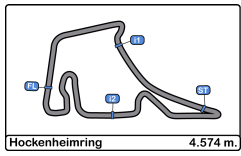
Note

- Certain decisions of the Stewards are subject to appeal (Article 15 of the FIA International Sporting Code).
- These penalties are not subject to appeal Article.12.3.4 of the FIA International Sporting Code and Article 16.5 of the Sporting Regulations.
- According to Article.12.3.3.b of the FIA International Sporting Code these decisions become immediately binding even in case of an appeal.

Ord	Turn	B. Driver	Entrant/Team	Time of Day	Lap Time
40	1	55 De Meeus - Stanley	AF Corse	17:57:51.468	1:41.985
41	1	69 Blanchemain - Lomko	Scuderia Villorba Corse	17:58:01.580	1:44.560
42	1	65 Neumann - Rumpfkeil	Team Motopark	17:58:04.055	1:41.456
43	1	16 Hahn - Khodair	AF Corse	17:58:30.996	1:41.505
44	1	25 Cozzi - Sernagiotto	AF Corse	17:58:40.491	1:41.582
45	1	786 Kiki - Osieka	GetSpeed	17:58:51.307	1:49.573
46	1	777 Jedlinski - Basz	Olimp Racing	17:59:13.533	1:41.821
47	1	7 Mardini - van der Helm	Car Collection Motorsport	17:59:13.883	1:40.330
48	1	8 Giuseppe Cipriani	Il Barone Rampante	17:59:20.157	1:43.291
49	1	11 Kirchmayr - Ludwig	racing one	17:59:56.358	1:43.482
50	1	12 Hash - Fontana	Car Collection Motorsport	18:00:46.553	1:44.271
51	1	777 Jedlinski - Basz	Olimp Racing	18:00:55.286	1:41.753
52	1	7 Mardini - van der Helm	Car Collection Motorsport	18:00:58.518	1:44.635
53	1	61 Saada - Grunewald	AF Corse	18:01:17.098	1:41.856
54	1	55 De Meeus - Stanley	AF Corse	18:01:45.226	2:11.777
55	1	777 Jedlinski - Basz	Olimp Racing	18:02:48.259	1:52.973
56	1	54 T > ^! ^t ^t^!	CBRX by SPS	18:03:22.316	1:45.327
57	1	8 Giuseppe Cipriani	Il Barone Rampante	18:04:25.264	1:42.253
58	1	6 Pierburg - Walker	GetSpeed	18:04:47.065	1:41.668
59	1	54 T > ^! ^t ^t^!	CBRX by SPS	18:05:06.037	1:43.721
60	1	11 Kirchmayr - Ludwig	racing one	18:05:07.781	1:42.131
61	1	16 Hahn - Khodair	AF Corse	18:05:27.375	1:50.398
62	1	25 Cozzi - Sernagiotto	AF Corse	18:05:37.633	1:49.922
63	1	777 Jedlinski - Basz	Olimp Racing	18:06:14.787	1:44.322
64	1	88 Forgione - Rugolo	Spirit of Race	18:06:36.704	1:43.706
65	1	54 T > ^! ^t ^t^!	CBRX by SPS	18:08:35.873	1:45.571
66	1	88 Forgione - Rugolo	Spirit of Race	18:08:36.789	2:00.085
67	1	7 Mardini - van der Helm	Car Collection Motorsport	18:09:26.983	1:41.629
68	1	777 Jedlinski - Basz	Olimp Racing	18:09:38.676	1:42.296

The Stewards:





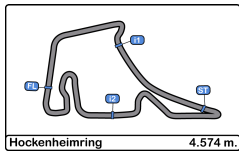
Hockenheimring
International GT Open
Free Practice - 3
Lap Analysis



5 Stanislaw Jedlinski Ferrari 296 GT3							7 Bashar Mardini Porsche 911 GT3 R (992)								
AM Krystian Korzeniewski Olimp Racing							PROAM Tijmen van der Helm Car Collection Motorsport								
Lap	D	Time	Sector 1	Sector 2	Sector 3	T. Spd	Elapsed	Lap	D	Time	Sector 1	Sector 2	Sector 3	T. Spd	Elapsed
1		17:32:43.190	17:31:16.120	50.229	36.841	248.8	17:32:43.190	1		17:37:46.996	17:36:25.872	47.640	33.484	251.7	17:37:46.996
2		1:52.264	25.951	49.012	37.298	252.9	17:34:35.451	2		1:41.890	22.052	46.938	32.900	254.1	17:39:28.886
3		1:53.321	23.470	50.246	39.605	252.9	17:36:28.772	3		1:41.385	22.047	46.409	32.929	254.7	17:41:10.271
4		1:56.167	24.620	53.607	37.940	252.9	17:38:24.939	4		1:43.015	21.994	47.556	33.465	254.7	17:42:53.286
5		2:01.432 P	23.868	50.877	46.687	251.7	17:40:26.371	5		1:41.210	22.038	46.557	32.615	252.9	17:44:34.496
6		3:53.951	2:28.442	49.425	36.084	252.9	17:44:20.322	6		1:41.358	21.774	46.726	32.858	252.9	17:46:15.854
7		1:48.197	23.414	48.558	36.225	253.5	17:46:08.519	7		1:42.023	21.973	46.671	33.379	251.7	17:47:57.877
8		1:49.385	23.480	49.703	36.202	251.7	17:47:57.904	8		1:42.679	22.539	46.946	33.194	251.7	17:49:40.556
9		1:49.678	24.193	48.934	36.551	254.1	17:49:47.582	9		1:41.869	21.790	47.060	33.019	252.3	17:51:22.425
10		1:52.109	24.021	49.523	38.565	253.5	17:51:39.691	10		1:47.334 P	21.780	46.599	38.955	254.1	17:53:09.759
11		1:48.578	23.263	48.687	36.628	254.1	17:53:28.269	11		2:43.498	1:23.997	46.024	33.477	251.1	17:55:53.257
12		1:49.270	23.697	48.307	37.266	253.5	17:55:17.539	12		1:40.296	21.604	46.304	32.388	251.7	17:57:33.553
13		1:53.369	26.674	50.054	36.641	251.1	17:57:10.908	13		1:40.339	21.409	46.361	32.560	253.5	17:59:13.883
14		1:48.935	23.839	49.044	36.052	253.5	17:58:59.843	14		1:44.635	22.798	47.494	34.343	253.5	18:00:58.518
15		1:48.467	23.223	48.592	36.652	253.5	18:00:48.310	15		1:41.800	21.662	46.560	33.578	252.9	18:02:40.318
16		1:49.945	23.495	49.943	36.507	252.9	18:02:38.255	16		1:43.051	21.819	47.319	33.913	253.5	18:04:23.369
17		1:49.239	22.944	49.713	36.582	252.9	18:04:27.494	17		1:40.857	21.678	46.489	32.690	252.9	18:06:04.226
18		1:50.727	22.866	51.733	36.128	248.8	18:06:18.221	18		1:41.128	21.795	46.598	32.735	252.3	18:07:45.354
19		1:49.589	22.989	49.562	37.038	253.5	18:08:07.810	19		1:44.629	21.955	46.705	32.969	252.3	18:09:26.983
20		1:48.124	23.427	48.742	35.955	252.9	18:09:55.934	20		1:51.150 P	21.861	46.738	42.551	251.7	18:11:18.133
21		3:48.342 P	2:10.386	49.362	48.594	251.7	18:13:44.276								

6 Valentin Pierburg Mercedes AMG GT3 EVO							8 Giuseppe Cipriani Lamborghini Huracan GT3 EVO								
PROAM Aaron Walker GetSpeed							AM II Barone Rampante								
Lap	D	Time	Sector 1	Sector 2	Sector 3	T. Spd	Elapsed	Lap	D	Time	Sector 1	Sector 2	Sector 3	T. Spd	Elapsed
1		17:31:18.656	17:29:56.663	47.938	34.055	248.8	17:31:18.656	1		17:31:37.692	17:30:14.797	48.361	34.534	247.1	17:31:37.692
2		1:43.964	22.685	47.389	32.990	252.9	17:33:01.720	2		1:43.594	22.648	47.288	33.658	248.8	17:33:21.286
3		1:42.670	22.179	47.097	33.394	252.3	17:34:44.390	3		1:43.015	22.580	47.227	33.208	251.7	17:35:04.301
4		1:43.576	22.244	47.203	34.129	252.9	17:36:27.966	4		1:42.366	22.187	47.082	33.097	250.0	17:36:46.667
5		1:48.467 P	22.324	48.215	37.928	253.5	17:38:16.433	5		1:48.680	22.159	47.263	39.258	252.3	17:38:35.347
6		5:13.204	3:52.637	46.676	33.891	251.1	17:43:29.637	6		3:20.393	1:59.535	47.401	33.457	250.0	17:41:55.740
7		1:40.767	21.699	46.471	32.597	252.3	17:45:10.404	7		1:43.002	22.493	47.198	33.311	251.7	17:43:38.742
8		1:40.666	21.537	46.457	32.672	253.5	17:46:51.070	8		1:42.528	22.164	47.048	33.316	250.0	17:45:21.270
9		1:44.680	21.840	47.794	35.046	251.7	17:48:35.750	9		1:42.604	22.137	47.217	33.250	250.5	17:47:03.874
10		1:41.102	21.631	46.879	32.592	252.3	17:50:16.852	10		1:51.986 P	22.173	47.225	42.588	250.0	17:48:55.860
11		1:41.938	21.634	46.857	33.447	253.5	17:51:58.790	11		3:36.372	2:16.625	46.962	32.785	248.2	17:52:32.232
12		1:40.898	21.542	46.550	32.806	253.5	17:53:39.688	12		1:41.136	21.915	46.506	32.715	249.4	17:54:13.368
13		1:52.725	23.747	48.847	40.131	239.4	17:55:32.413	13		1:42.574	21.805	46.622	34.144	250.0	17:55:55.939
14		2:56.948 P	1:32.269	47.050	37.629	251.7	17:58:29.361	14		1:40.927	21.709	46.616	32.602	250.5	17:57:36.866
15		2:54.665	1:34.533	46.623	33.509	252.9	18:01:24.026	15		1:43.294	21.688	47.520	34.083	250.5	17:59:20.157
16		1:41.371	21.821	46.582	32.968	252.3	18:03:05.397	16		1:41.699	21.860	46.705	33.134	251.1	18:01:01.856
17		1:41.668	21.871	47.028	32.769	253.5	18:04:47.065	17		1:41.155	21.757	46.656	32.742	250.0	18:02:43.011
18		1:47.176 P	22.613	46.807	37.756	252.9	18:06:34.241	18		1:42.253	21.747	46.958	33.548	250.5	18:04:25.264
19								19		1:54.239 P	21.888	47.373	44.978	251.1	18:06:19.503





Hockenheimring
International GT Open
Free Practice - 3
Lap Analysis



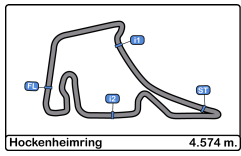
11	Ernst Kirchmayr	Ferrari 296 GT3	16	Marcelo Hahn	Ferrari 296 GT3
	PROAM Luca Ludwig	racing one		PROAM Allam Khodair	AF Corse

Lap	D	Time	Sector 1	Sector 2	Sector 3	T. Spd	Elapsed	Lap	D	Time	Sector 1	Sector 2	Sector 3	T. Spd	Elapsed
1		17:31:34.310	17:30:10.331	48.496	35.483	250.0	17:31:34.310	1		17:32:29.170	17:31:07.634	47.798	33.738	252.9	17:32:29.170
2		1:42.764	22.118	47.122	33.521	254.7	17:33:17.071	2		1:44.406	22.222	48.017	34.167	255.9	17:34:13.576
3		1:42.541	22.040	47.143	33.358	254.7	17:34:59.612	3		1:45.896	22.977	48.166	34.753	255.9	17:35:59.472
4		1:42.223	21.930	47.177	33.116	254.7	17:36:41.835	4		1:43.357	22.180	47.490	33.687	255.9	17:37:42.829
5		1:43.314	22.170	47.089	34.055	255.3	17:38:25.149	5		1:49.796 P	22.268	47.622	39.906	255.9	17:39:32.625
6		1:55.391 P	24.149	50.432	40.810	255.9	17:40:20.540	6		3:21.270	1:45.503	46.832	48.935	253.5	17:42:53.895
7		9:40.329	8:18.817	47.921	33.591	251.1	17:50:00.869	7		1:48.950	26.280	47.709	34.961	254.1	17:44:42.845
8		1:42.133	22.204	46.995	32.934	253.5	17:51:43.002	8		1:41.353	21.708	46.956	32.689	253.5	17:46:24.198
9		1:43.735	21.945	47.057	34.733	254.1	17:53:26.737	9		1:41.729	21.733	47.107	32.889	252.9	17:48:05.927
10		2:50.119	22.143	46.779	1:41.197	252.9	17:56:16.856	10		1:42.262	21.968	47.014	33.280	253.5	17:49:48.189
11		1:56.020	24.495	54.720	36.805	251.7	17:58:12.876	11		1:49.855 P	22.682	46.982	40.191	253.5	17:51:38.044
12		1:43.482	22.360	47.061	34.061	254.1	17:59:56.358	12		5:11.447	3:50.206	47.593	33.648	251.1	17:56:49.491
13		1:42.343	22.125	46.787	33.431	254.7	18:01:38.701	13		1:41.505	21.761	46.741	33.003	254.1	17:58:30.996
14		1:46.949	22.068	46.965	37.916	256.5	18:03:25.650	14		1:42.269	21.950	46.964	33.355	254.1	18:00:13.265
15		1:42.134	21.961	46.950	33.220	254.1	18:05:07.781	15		1:41.861	21.849	47.097	32.915	254.1	18:01:55.126
16		1:47.952 P	22.054	46.954	38.944	255.9	18:06:55.733	16		1:41.851	21.970	46.884	32.997	252.9	18:03:36.977
17		2:46.523 P	1:18.716	47.717	40.090	253.5	18:09:42.256	17		1:50.398	25.697	50.953	33.748	230.7	18:05:27.375

12	Hash	Porsche 911 GT3 R (992)	18	Alessandro Cozzi	Ferrari 296 GT3
	PROAM Alex Fontana	Car Collection Motorsport		PROAM Giorgio Sernaggiotto	AF Corse

Lap	D	Time	Sector 1	Sector 2	Sector 3	T. Spd	Elapsed	Lap	D	Time	Sector 1	Sector 2	Sector 3	T. Spd	Elapsed
1		17:40:51.424 P	17:39:17.581	51.095	42.748	238.9	17:40:51.424	1		17:34:47.090	17:33:26.430	47.398	33.262	252.3	17:34:47.090
2		2:58.637	1:33.140	48.606	36.891	251.7	17:43:50.061	2		1:42.382	21.794	46.910	33.678	254.1	17:36:29.472
3		1:46.109	23.132	48.433	34.544	251.7	17:45:36.170	3		1:50.584	22.644	52.447	35.493	251.7	17:38:20.056
4		1:46.170	22.875	48.540	34.755	251.7	17:47:22.340	4		1:41.566	21.829	47.015	32.722	254.7	17:40:01.622
5		1:45.064	22.780	47.928	34.356	253.5	17:49:07.404	5		1:41.316	21.716	46.607	32.993	255.3	17:41:42.938
6		1:44.890	22.860	47.859	34.171	254.1	17:50:52.294	6		1:41.470	21.751	47.052	32.667	254.7	17:43:24.408
7		1:49.866 P	22.621	47.654	39.591	254.7	17:52:42.160	7		1:41.299	21.629	46.915	32.755	254.7	17:45:05.707
8		2:54.345	1:31.651	47.277	35.417	252.3	17:55:36.505	8		1:41.063	21.612	46.601	32.850	254.1	17:46:46.770
9		1:42.918	22.248	47.060	33.610	252.9	17:57:19.423	9		1:41.506	21.616	46.858	33.032	253.5	17:48:28.276
10		1:42.859	22.203	46.878	33.778	254.1	17:59:02.282	10		1:47.192 P	21.881	46.849	38.462	254.1	17:50:15.468
11		1:44.274	22.658	47.278	34.335	254.7	18:00:46.553	11		6:43.441	5:23.149	47.203	33.089	251.7	17:56:58.909
12		1:43.139	22.334	46.972	33.833	253.5	18:02:29.692	12		1:41.582	21.802	46.938	32.842	254.1	17:58:40.491
13		1:43.802	22.576	47.379	33.847	253.5	18:04:13.494	13		1:42.650	21.922	46.870	33.858	254.7	18:00:23.141
14		1:44.081	22.197	48.206	33.678	253.5	18:05:57.575	14		1:42.536	22.354	47.100	33.082	254.1	18:02:05.677
15		1:43.707	22.219	47.616	33.872	254.7	18:07:41.282	15		1:42.034	21.819	47.076	33.139	253.5	18:03:47.711
16		1:43.714	22.242	47.457	34.015	254.7	18:09:24.996	16		1:40.922 P	22.544	47.931	39.447	254.1	18:05:37.633
17		1:49.454 P	22.617	47.509	39.328	252.9	18:11:14.450								





Hockenheimring
International GT Open
Free Practice - 3
Lap Analysis



27

Marco Pulcini

Ferrari 296 GT3 **55**

Laurent De Meeus

Ferrari 296 GT3

PROAM

Eddie Cheever

Spirit of Race

PROAM

Jamie Stanley

AF Corse

Lap	D	Time	Sector 1	Sector 2	Sector 3	T. Spd	Elapsed	Lap	D	Time	Sector 1	Sector 2	Sector 3	T. Spd	Elapsed
1		17:31:00.401	17:29:34.610	51.219	34.572	245.4	17:31:00.401	1		17:32:22.603	17:30:57.966	50.365	34.272	251.1	17:32:22.603
2		1:43.710	22.396	47.626	33.688	247.7	17:32:44.111	2		1:43.436	22.129	47.617	33.690	252.9	17:34:06.039
3		1:42.302	22.171	47.180	32.951	251.1	17:34:26.413	3		1:43.153	22.132	47.525	33.496	254.7	17:35:49.192
4		1:42.512	22.007	47.330	33.175	249.4	17:36:08.925	4		1:43.982	22.090	48.202	33.690	254.7	17:37:33.174
5		1:42.125	22.152	47.042	32.931	254.1	17:37:51.050	5		1:43.231	22.108	47.683	33.440	255.3	17:39:16.405
6		1:41.699	21.914	46.988	32.797	254.1	17:39:32.749	6		1:45.267	22.128	48.115	35.024	255.3	17:41:01.672
7		1:41.966	21.995	46.969	33.002	254.1	17:41:14.715	7		1:43.009	22.083	47.424	33.502	254.7	17:42:44.681
8		1:41.904	21.905	47.014	32.985	253.5	17:42:56.619	8		1:50.988 P	23.017	48.432	39.539	253.5	17:44:35.669
9		1:52.458 P	22.295	47.904	42.259	252.3	17:44:49.077	9		2:57.854	1:36.268	48.139	33.447	252.3	17:47:33.523
10		3:04.788	1:43.284	47.908	33.596	253.5	17:47:53.865	10		1:41.952	21.871	47.079	33.002	255.3	17:49:15.475
11		1:39.799	21.481	46.301	32.017	251.1	17:49:33.664	11		1:41.973	21.772	47.283	32.918	248.2	17:50:57.448
12		1:49.652 P	21.472	46.401	41.779	253.5	17:51:23.316	12		1:41.944	21.939	46.936	33.069	254.7	17:52:39.392
13		5:51.992 P	4:23.196	49.337	39.459	248.8	17:57:15.308	13		1:41.681	21.696	46.872	33.113	254.1	17:54:21.073
14		2:58.763 P	1:33.201	47.502	38.060	250.5	18:00:14.071	14		1:48.410	21.742	47.665	39.003	253.5	17:56:09.483

54

Österreich

Mercedes AMG GT3 EVO

15

Jean-Claude Saada

Ferrari 296 GT3

PROAM

Yannick Mettler

CBRX by SPS

16

Conrad Grunewald

AF Corse

Lap	D	Time	Sector 1	Sector 2	Sector 3	T. Spd	Elapsed	Lap	D	Time	Sector 1	Sector 2	Sector 3	T. Spd	Elapsed
1		17:31:45.706	17:30:22.214	48.023	35.469	249.4	17:31:45.706	15		1:41.985	21.930	47.107	32.948	252.9	17:57:51.468
2		1:44.965	22.768	47.617	34.580	251.7	17:33:30.671	16		1:41.981	21.952	46.944	33.085	254.7	17:59:33.449
3		1:46.827	23.548	48.216	35.063	252.9	17:35:17.498	17		2:41.777 P	21.740	48.097	1:01.940	254.1	18:01:45.226
4		1:44.827	22.662	47.827	34.338	252.9	17:37:02.325	1		17:44:09.238	17:42:49.371	46.634	33.233	253.5	17:44:09.238
5		1:45.974	22.665	48.814	34.495	253.5	17:38:48.299	2		1:42.378	22.113	47.051	33.214	254.1	17:45:51.616
6		1:51.254 P	22.836	47.600	40.818	252.9	17:40:39.553	3		1:42.521	22.401	46.821	33.299	254.1	17:47:34.137
7		3:00.828 P	1:32.894	47.466	40.468	253.5	17:43:40.381	4		1:44.789	21.705	46.925	36.159	256.5	17:49:18.926
8		4:01.141	2:40.253	47.006	33.882	251.1	17:47:41.522	5		1:43.368	22.003	48.089	33.276	255.3	17:51:02.294
9		1:42.713	21.985	47.018	33.710	251.7	17:49:24.235	6		1:41.626	21.931	46.782	32.913	255.3	17:52:43.920
10		1:46.043	22.389	47.061	36.593	252.3	17:51:10.278	7		1:41.098	21.693	46.562	32.843	254.7	17:54:25.018
11		1:43.378	22.260	47.190	33.928	252.9	17:52:53.656	8		1:46.313	21.737	47.041	37.535	254.7	17:56:11.331
12		1:49.395 P	22.094	46.910	40.391	252.3	17:54:43.051	9		1:41.799	21.924	46.908	32.967	255.3	17:57:53.130
13		3:24.946	2:02.299	48.027	34.620	253.5	17:58:07.997	10		1:42.112	21.994	46.584	33.534	256.5	17:59:35.242
14		1:43.530	22.207	46.960	34.363	253.5	17:59:51.527	11		1:41.856	21.964	46.687	33.205	255.9	18:01:17.098
15		1:45.462	22.375	47.397	35.690	252.9	18:01:36.989	12		1:41.812	21.732	46.800	33.280	254.1	18:02:58.910
16		1:45.327	22.605	47.534	35.188	252.3	18:03:22.316	13		1:48.549 P	21.746	46.825	39.978	254.7	18:04:47.459
17		1:43.724	22.391	47.072	34.258	251.7	18:05:06.037								
18		1:44.265	22.370	47.325	34.570	251.7	18:06:50.302								
19		1:45.574	23.572	47.567	34.432	252.3	18:08:35.873								
20		1:59.555 P	22.885	53.034	43.636	251.1	18:10:35.428								

61

Jean-Claude Saada

Ferrari 296 GT3

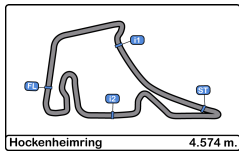
PROAM

Conrad Grunewald

AF Corse

Lap	D	Time	Sector 1	Sector 2	Sector 3	T. Spd	Elapsed	Lap	D	Time	Sector 1	Sector 2	Sector 3	T. Spd	Elapsed
1		17:44:09.238	17:42:49.371	46.634	33.233	253.5	17:44:09.238	1		17:44:09.238	17:42:49.371	46.634	33.233	253.5	17:44:09.238
2		1:42.378	22.113	47.051	33.214	254.1	17:45:51.616	2		1:42.378	22.113	47.051	33.214	254.1	17:45:51.616
3		1:42.521	22.401	46.821	33.299	254.1	17:47:34.137	3		1:42.521	22.401	46.821	33.299	254.1	17:47:34.137
4		1:44.789	21.705	46.925	36.159	256.5	17:49:18.926	4		1:44.789	21.705	46.925	36.159	256.5	17:49:18.926
5		1:43.368	22.003	48.089	33.276	255.3	17:51:02.294	5		1:43.368	22.003	48.089	33.276	255.3	17:51:02.294
6		1:41.626	21.931	46.782	32.913	255.3	17:52:43.920	6		1:41.626	21.931	46.782	32.913	255.3	17:52:43.920
7		1:41.098	21.693	46.562	32.843	254.7	17:54:25.018	7		1:41.098	21.693	46.562	32.843	254.7	17:54:25.018
8		1:46.313	21.737	47.041	37.535	254.7	17:56:11.331	8		1:46.313	21.737	47.041	37.535	254.7	17:56:11.331
9		1:41.799	21.924	46.908	32.967	255.3	17:57:53.130	9		1:41.799	21.924	46.908	32.967	255.3	17:57:53.130
10		1:42.112	21.994	46.584	33.534	256.5	17:59:35.242	10		1:42.112	21.994	46.584	33.534	256.5	17:59:35.242
11		1:41.856	21.964	46.687	33.205	255.9	18:01:17.098	11		1:41.856	21.964	46.687	33.205	255.9	18:01:17.098
12		1:41.812	21.732	46.800	33.280	254.1	18:02:58.910	12		1:41.812	21.732	46.800	33.280	254.1	18:02:58.910
13		1:48.549 P	21.746	46.825	39.978	254.7	18:04:47.459	13		1:48.549 P	21.746	46.825	39.978	254.7	18:04:47.459





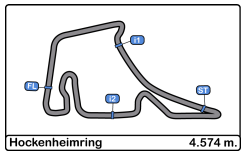
Hockenheimring
International GT Open
Free Practice - 3
Lap Analysis



65 Heiko Neumann Mercedes AMG GT3 EVO							69 Michael Blanchemain Mercedes AMG GT3 EVO								
AM Timo Rumpfkeil			Team Motopark				PROAM			Vladislav Lomko Scuderia Villorba Corse					
Lap	D	Time	Sector 1	Sector 2	Sector 3	T. Spd	Elapsed	Lap	D	Time	Sector 1	Sector 2	Sector 3	T. Spd	Elapsed
1		17:31:08.730	17:29:44.862	50.310	33.558	245.4	17:31:08.730	1		17:31:14.453	17:29:39.488	57.452	37.513	208.0	17:31:14.453
2		1:41.234	21.862	46.933	32.439	252.3	17:32:49.964	2		1:50.825	24.003	49.320	37.502	248.8	17:33:05.278
3		1:41.551	21.873	46.830	32.848	254.7	17:34:31.515	3		1:55.119 P	22.919	49.643	42.557	251.7	17:35:00.397
4		1:40.987	21.839	46.726	32.422	253.5	17:36:12.502	4		3:34.038	2:09.797	48.733	35.508	252.3	17:38:34.435
5		1:41.019	21.853	46.803	32.363	254.1	17:37:53.521	5		1:42.667	22.053	46.970	33.644	253.5	17:40:17.102
6		1:41.177	21.955	46.723	32.499	255.3	17:39:34.698	6		1:42.461	22.309	47.001	33.151	253.5	17:41:59.563
7		1:41.297	21.848	46.544	32.905	255.9	17:41:15.995	7		1:42.450	21.912	47.250	33.288	254.7	17:43:42.013
8		1:47.492 P	22.224	47.020	38.248	254.7	17:43:03.487	8		1:42.104	21.840	46.982	33.282	253.5	17:45:24.117
9		8:14.610	6:48.428	48.827	37.355	247.7	17:51:18.097	9		1:42.011	22.018	46.855	33.138	251.7	17:47:06.128
10		1:42.068	21.994	47.287	32.787	251.7	17:53:00.165	10		1:52.794 P	22.575	48.904	41.315	251.1	17:48:58.922
11		1:41.315	21.686	46.649	32.980	252.9	17:54:41.480	11		3:50.334	2:27.865	48.671	33.798	251.1	17:52:49.256
12		1:41.119	21.862	46.605	32.652	251.7	17:56:22.599	12		1:43.367	22.052	47.185	34.130	251.1	17:54:32.623
13		1:41.456	21.673	46.435	33.348	253.5	17:58:04.055	13		1:44.397	21.936	47.015	35.446	251.7	17:56:17.020
14		1:41.630	21.783	46.670	33.177	253.5	17:59:45.685	14		1:44.560	22.490	47.847	34.223	252.3	17:58:01.580
15		1:49.328	21.922	52.218	35.188	253.5	18:01:35.013	15		1:45.124	22.053	47.777	35.294	252.9	17:59:46.704
16		1:45.480 P	21.931	46.752	36.797	251.1	18:03:20.493	16		1:48.701 P	22.201	47.045	39.455	254.7	18:01:35.405
17		3:06.488 P	1:33.115	51.542	41.831	198.8	18:06:26.981	17		3:59.870 P	2:31.981	47.962	39.927	251.1	18:05:35.275
18		2:55.585 P	1:32.406	47.052	36.127	251.1	18:09:22.566								

66 Stewart Proctor McLaren 720S GT3							75 Filip Salaquarda Audi R8 LMS GT3 Evo II								
PROAM Lewis Proctor			Greystone GT				PROAM Libor Milota			ISR Racing					
Lap	D	Time	Sector 1	Sector 2	Sector 3	T. Spd	Elapsed	Lap	D	Time	Sector 1	Sector 2	Sector 3	T. Spd	Elapsed
1		17:31:57.197	17:30:33.167	49.393	34.637	249.4	17:31:57.197	1		17:31:22.050	17:29:59.838	48.349	33.863	251.7	17:31:22.050
2		1:42.885	22.312	46.786	33.787	253.5	17:33:40.082	2		1:45.609	22.038	49.036	34.535	255.9	17:33:07.659
3		1:41.891	22.182	46.474	33.235	254.1	17:35:21.973	3		1:40.844	21.519	46.769	32.556	255.3	17:34:48.503
4		1:41.854	21.849	46.720	33.285	255.9	17:37:03.827	4		1:47.857	21.741	46.893	39.223	255.9	17:36:36.360
5		1:41.781	22.015	46.624	33.142	256.5	17:38:45.608	5		1:50.901 P	21.667	47.047	42.187	255.3	17:38:27.261
6		1:41.506	21.895	46.489	33.122	254.7	17:40:27.114	6		5:20.355	3:58.954	47.197	34.204	252.9	17:43:47.616
7		1:41.410	21.909	46.568	32.933	255.9	17:42:08.524	7		1:42.318	22.057	46.957	33.304	255.3	17:45:29.934
8		1:46.975 P	22.172	46.737	38.066	255.3	17:43:55.499	8		1:42.896	21.986	47.258	33.652	255.3	17:47:12.830
9		2:53.538	1:33.550	46.629	33.359	255.3	17:46:49.037	9		1:41.829	21.818	46.872	33.139	255.3	17:48:54.659
10		1:42.752	21.930	47.364	33.458	254.7	17:48:31.789	10		1:42.131	22.037	46.810	33.284	253.5	17:50:36.790
11		1:41.805	21.974	46.564	33.267	255.3	17:50:13.594	11		1:41.993	21.932	46.964	33.097	254.1	17:52:18.783
12		1:41.519	22.044	46.374	33.101	254.7	17:51:55.113	12		1:42.313	22.052	46.776	33.485	252.9	17:54:01.096
13		1:41.274	21.936	46.313	33.025	255.9	17:53:36.387	13		1:43.328	22.137	47.000	34.191	253.5	17:55:44.424
14		1:45.282	21.992	48.355	34.935	255.3	17:55:21.669	14		1:42.698	21.888	47.110	33.700	254.7	17:57:27.122
15		1:44.423	22.767	47.830	33.826	252.9	17:57:06.092	15		1:42.476	22.050	46.875	33.551	254.7	17:59:09.598
16		1:46.917 P	22.002	46.614	38.301	255.3	17:58:53.009	16		1:42.275	22.072	46.824	33.379	254.1	18:00:51.873
17		2:59.766 P	1:33.554	47.244	38.968	254.7	18:01:52.775	17		1:43.473	22.014	47.636	33.823	254.1	18:02:35.346
18		2:09.090 P	43.334	47.197	38.559	252.3	18:04:01.865	18		1:48.374 P	22.000	47.159	39.215	253.5	18:04:23.720
19		2:19.017 P	49.388	47.885	41.744	254.7	18:06:20.882	19		3:03.613 P	1:32.827	49.064	41.722	251.1	18:07:27.333
20		2:16.901 P	50.968	47.241	38.692	254.7	18:08:37.783								





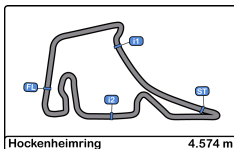
Hockenheimring
International GT Open
Free Practice - 3
Lap Analysis



88							777								
Gino Forgione							Ferrari 296 GT3								
PROAM Michele Rugolo							Spirit of Race								
PROAM							PROAM								
Lap	D	Time	Sector 1	Sector 2	Sector 3	T. Spd	Elapsed	Lap	D	Time	Sector 1	Sector 2	Sector 3	T. Spd	Elapsed
1		17:30:42.120	17:29:18.638	48.837	34.645	250.5	17:30:42.120	1		17:33:31.870	17:32:10.210	47.865	33.795	253.5	17:33:31.870
2		1:45.743	23.159	47.941	34.643	253.5	17:32:27.863	2		2:00.678	22.037	47.190	1:00.451	255.9	17:35:41.548
3		1:45.190	22.709	48.039	34.442	254.7	17:34:13.053	3		1:46.820	22.556	49.649	34.615	195.6	17:37:28.368
4		1:47.306	22.972	48.261	36.073	254.1	17:36:00.359	4		1:44.302	22.187	48.239	33.876	258.3	17:39:12.670
5		1:50.523 P	22.579	48.011	39.933	255.9	17:37:50.882	5		1:56.763	22.089	47.041	47.633	258.3	17:41:09.433
6		3:34.267	2:11.204	48.493	34.570	254.1	17:41:25.149	6		1:50.387 P	22.252	48.381	39.754	257.1	17:42:59.820
7		1:43.392	22.242	47.399	33.751	254.7	17:43:08.541	7		12:49.927	11:24.923	49.897	35.107	250.5	17:55:49.747
8		1:43.424	22.301	47.388	33.735	254.7	17:44:51.965	8		1:41.965	21.819	47.042	33.104	254.1	17:57:31.712
9		1:43.583	22.574	47.283	33.726	255.3	17:46:35.548	9		1:41.824	21.924	46.808	33.089	256.5	17:59:13.533
10		1:43.968	22.284	47.122	34.562	254.7	17:48:19.516	10		1:41.753	21.874	46.703	33.176	257.7	18:00:55.286
11		1:43.028	22.050	47.454	33.524	254.7	17:50:02.544	11		1:52.973	22.306	47.133	43.534	255.9	18:02:48.259
12		1:46.798	22.271	47.617	36.910	253.5	17:51:49.342	12		1:42.206	22.054	47.131	33.021	255.9	18:04:30.465
13		1:43.301	22.206	47.170	33.925	254.1	17:53:32.643	13		1:44.322	22.038	47.142	35.142	257.7	18:06:14.787
14		1:47.245	22.255	48.223	36.767	254.7	17:55:19.888	14		1:41.593	21.889	46.808	32.896	256.5	18:07:56.380
15		1:49.986 P	22.228	47.516	40.242	254.7	17:57:09.874	15		1:42.296	21.810	46.892	33.594	256.5	18:09:38.676
16		4:17.183	2:54.677	47.945	34.561	254.1	18:01:27.057	16		1:51.118 P	22.524	49.797	38.797	251.1	18:11:29.794
17		1:42.717	21.968	47.078	33.671	254.7	18:03:09.774	786							
18		1:43.224	21.988	47.266	33.970	254.7	18:04:52.998	Kiki Sak Nana Mercedes AMG GT3 EVO							
19		1:43.706	21.886	47.764	34.056	255.9	18:06:36.704	AM Adam Osieka GetSpeed							
20		2:00.085 P	24.667	49.861	45.557	241.6	18:08:36.789	Lap	D	Time	Sector 1	Sector 2	Sector 3	T. Spd	Elapsed

95							786								
T [ic] Ad4 • cã Mercedes AMG GT3 EVO							Kiki Sak Nana Mercedes AMG GT3 EVO								
PROAM Thomas Ikin							AM Adam Osieka								
PROAM							AM								
Lap	D	Time	Sector 1	Sector 2	Sector 3	T. Spd	Elapsed	Lap	D	Time	Sector 1	Sector 2	Sector 3	T. Spd	Elapsed
1		17:32:04.149	17:30:42.416	47.347	34.386	247.1	17:32:04.149	1		17:32:17.146	17:30:54.760	47.726	34.660	250.5	17:32:17.146
2		1:43.039	22.405	47.158	33.476	250.0	17:33:47.188	2		1:43.657	22.021	47.763	33.873	251.7	17:34:00.803
3		1:43.134	22.405	47.141	33.588	251.1	17:35:30.322	3		1:42.424	21.878	47.322	33.224	252.9	17:35:43.227
4		1:42.749	22.345	47.024	33.380	251.7	17:37:13.071	4		1:41.745	21.667	47.205	32.873	255.3	17:37:24.972
5		1:42.889	22.290	47.244	33.355	252.3	17:38:55.960	5		1:41.236	21.580	47.061	32.595	254.7	17:39:06.208
6		1:42.644	22.345	46.966	33.333	252.9	17:40:38.604	6		1:41.319	21.554	47.022	32.743	255.9	17:40:47.527
7		1:42.539	22.205	46.881	33.453	251.7	17:42:21.143	7		1:48.810 P	21.724	47.759	39.327	255.3	17:42:36.337
8		1:42.620	22.277	46.979	33.364	252.3	17:44:03.763	8		3:58.130	2:36.890	47.338	33.902	251.1	17:46:34.467
9		1:42.790	22.236	47.186	33.368	252.3	17:45:46.553	9		1:45.766	22.548	47.341	35.877	252.9	17:48:20.233
10		1:42.957	22.189	47.128	33.640	251.1	17:47:29.510	10		1:43.085	22.385	47.108	33.592	253.5	17:50:03.318
11		1:43.322	22.133	47.445	33.744	251.7	17:49:12.832	11		1:49.212	22.395	53.148	33.669	173.3	17:51:52.530
12		2:01.465 P	22.220	55.991	43.254	154.9	17:51:14.297	12		1:42.215	22.127	46.814	33.274	254.1	17:53:34.745
13		8:17.391 P	6:41.938	51.985	43.468	179.4	17:59:31.688	13		1:43.015	22.385	46.759	33.871	254.1	17:55:17.760
								14		1:43.974	23.409	47.075	33.490	252.9	17:57:01.734
								15		1:40.573 P	23.176	47.271	39.126	252.9	17:58:51.307
								16		2:28.364	1:06.764	47.483	34.117	253.5	18:01:19.671
								17		1:43.157	22.329	47.027	33.801	251.7	18:03:02.828
								18		1:43.734	22.284	47.546	33.904	252.9	18:04:46.562
								19		1:53.719	23.454	53.787	36.478	194.5	18:06:40.281
								20		1:49.886	22.619	50.498	36.769	252.9	18:08:30.167
								21		2:03.724 P	23.140	57.921	42.663	190.1	18:10:33.891



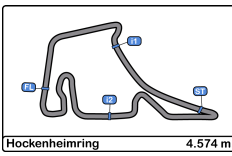


Hockenheimring
International GT Open
Free Practice - 3
Best Sectors Results



Sector - 1			Sector - 2			Sector - 3			Ideal Lap vs Best Lap		
Clas	B. Driver	Time	B. Driver	Time	B. Driver	Time	Clas	B. Driver	Ideal Lap	Best Lap	Clas
1	7 Mardini - van der Helm	21.409	7 Mardini - van der Helm	46.024	27 Pulcini - Cheever	32.017	1	27 Pulcini - Cheever	1:39.790	1:39.799	1
2	27 Pulcini - Cheever	21.472	27 Pulcini - Cheever	46.301	65 Neumann - Rumpfkeil	32.363	2	7 Mardini - van der Helm	1:39.821	1:40.296	2
3	75 Salaquarda - Milota	21.519	66 Proctor - Proctor	46.313	7 Mardini - van der Helm	32.388	3	65 Neumann - Rumpfkeil	1:40.471	1:40.987	6
4	6 Pierburg - Walker	21.537	65 Neumann - Rumpfkeil	46.435	75 Salaquarda - Milota	32.556	4	6 Pierburg - Walker	1:40.586	1:40.666	3
5	786 Kiki - Osieka	21.554	6 Pierburg - Walker	46.457	6 Pierburg - Walker	32.592	5	8 Giuseppe Cipriani	1:40.796	1:40.927	5
6	25 Cozzi - Sernagiotto	21.612	8 Giuseppe Cipriani	46.506	786 Kiki - Osieka	32.595	6	75 Salaquarda - Milota	1:40.844	1:40.844	4
7	65 Neumann - Rumpfkeil	21.673	61 Saada - Grunewald	46.562	8 Giuseppe Cipriani	32.602	7	25 Cozzi - Sernagiotto	1:40.880	1:41.470	11
8	8 Giuseppe Cipriani	21.688	25 Cozzi - Sernagiotto	46.601	25 Cozzi - Sernagiotto	32.667	8	786 Kiki - Osieka	1:40.908	1:41.236	8
9	61 Saada - Grunewald	21.693	777 Jedlinski - Basz	46.703	16 Hahn - Khodair	32.689	9	66 Proctor - Proctor	1:41.095	1:41.274	9
10	55 De Meeus - Stanley	21.696	16 Hahn - Khodair	46.741	61 Saada - Grunewald	32.843	10	61 Saada - Grunewald	1:41.098	1:41.098	7
11	16 Hahn - Khodair	21.708	786 Kiki - Osieka	46.759	777 Jedlinski - Basz	32.896	11	16 Hahn - Khodair	1:41.138	1:41.353	10
12	777 Jedlinski - Basz	21.810	75 Salaquarda - Milota	46.769	55 De Meeus - Stanley	32.918	12	777 Jedlinski - Basz	1:41.409	1:41.593	12
13	69 Blanchemain - Lomko	21.840	11 Kirchmayr - Ludwig	46.779	66 Proctor - Proctor	32.933	13	55 De Meeus - Stanley	1:41.486	1:41.681	13
14	66 Proctor - Proctor	21.849	69 Blanchemain - Lomko	46.855	11 Kirchmayr - Ludwig	32.934	14	11 Kirchmayr - Ludwig	1:41.643	1:42.133	15
15	88 Forgione - Rugolo	21.886	55 De Meeus - Stanley	46.872	69 Blanchemain - Lomko	33.138	15	69 Blanchemain - Lomko	1:41.833	1:42.011	14
16	11 Kirchmayr - Ludwig	21.930	12 Hash - Fontana	46.878	95 Ud4{ • e á A70ã	33.333	16	95 Ud4{ • e á A70ã	1:42.347	1:42.539	16
17	54 T > ^! A7T ^ d^!	21.985	95 Ud4{ • e á A70ã	46.881	88 Forgione - Rugolo	33.524	17	88 Forgione - Rugolo	1:42.488	1:42.717	18
18	95 Ud4{ • e á A70ã	22.133	54 T > ^! A7T ^ d^!	46.910	12 Hash - Fontana	33.610	18	54 T > ^! A7T ^ d^!	1:42.605	1:42.713	17
19	12 Hash - Fontana	22.197	88 Forgione - Rugolo	47.078	54 T > ^! A7T ^ d^!	33.710	19	12 Hash - Fontana	1:42.685	1:42.859	19
20	5 Jedlinski - Korzeniowski	22.866	5 Jedlinski - Korzeniowski	48.235	5 Jedlinski - Korzeniowski	35.955	20	5 Jedlinski - Korzeniowski	1:47.056	1:48.124	20



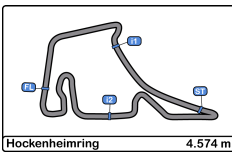


Hockenheimring
International GT Open
Free Practice - 3
Best 5 Lap Times



Cl	B	Entrant/Team	Nat	Driver 1	Nat	Driver 2	Nat	Vehicle	Cat	Cl	Best 1		Best 2		Best 3		Best 4		Best 5	
											Time	Lap	Time	Lap	Time	Lap	Time	Lap	Time	Lap
1	27	Spirit of Race	CH	Marco Pulcini	IT	Eddie Cheever	IT	Ferrari 296 GT3	PROAM	1	1:39.799	11	1:41.699	6	1:41.904	8	1:42.125	5	1:42.512	4
2	7	Car Collection Motorsport	DE	Bashar Mardini	CA	Tijmen van der Helm	NL	Porsche 911 GT3 R (992)	PROAM	2	1:40.296	12	1:40.857	17	1:41.128	18	1:41.210	5	1:41.358	6
3	6	GetSpeed	DE	Valentin Pierburg	DE	Aaron Walker	GB	Mercedes AMG GT3 EVO	PROAM	3	1:40.666	8	1:40.767	7	1:41.102	10	1:41.371	16	1:47.176	18
4	75	ISR Racing	CZ	Filip Salaquarda	CZ	Libor Milota	CZ	Audi R8 LMS GT3 Evo II	PROAM	4	1:40.844	3	1:41.829	9	1:41.993	11	1:42.131	10	1:42.275	16
5	8	Il Barone Rampante	IT	Giuseppe Cipriani	IT			Lamborghini Huracan GT3 EVO	AM	1	1:40.927	14	1:41.136	12	1:41.155	17	1:41.699	16	1:42.528	8
6	65	Team Motopark	DE	Heiko Neumann	DE	Timo Rumpfkeil	DE	Mercedes AMG GT3 EVO	AM	2	1:40.987	4	1:41.019	5	1:41.119	12	1:41.177	6	1:41.297	7
7	61	AF Corse	IT	Jean-Claude Saada	US	Conrad Grunewald	US	Ferrari 296 GT3	PROAM	5	1:41.098	7	1:41.626	6	1:41.799	9	1:41.812	12	1:42.112	10
8	786	GetSpeed	DE	Kiki Sak Nana	FR	Adam Osieka	DE	Mercedes AMG GT3 EVO	AM	3	1:41.236	5	1:41.319	6	1:41.745	4	1:42.215	12	1:42.424	3
9	66	Greystone GT	GB	Stewart Proctor	GB	Lewis Proctor	GB	McLaren 720S GT3	PROAM	6	1:41.274	13	1:41.410	7	1:41.519	12	1:41.854	4	1:41.891	3
10	16	AF Corse	IT	Marcelo Hahn	BR	Allam Khodair	BR	Ferrari 296 GT3	PROAM	7	1:41.353	8	1:41.519	18	1:41.729	9	1:41.851	16	1:41.861	15
11	25	AF Corse	IT	Alessandro Cozzi	MC	Giorgio Sernagiotto	IT	Ferrari 296 GT3	PROAM	8	1:41.470	6	1:41.506	9	1:42.034	15	1:42.536	14	1:42.650	13
12	777	Olimp Racing	PL	Marcin Jedlinski	PL	Karol Basz	PL	Audi R8 LMS GT3 Evo II	PROAM	9	1:41.593	14	1:41.965	8	1:42.206	12	1:44.302	4	1:46.820	3
13	55	AF Corse	IT	Laurent De Meeus	BE	Jamie Stanley	GB	Ferrari 296 GT3	PROAM	10	1:41.681	13	1:41.944	12	1:41.952	10	1:41.973	11	1:41.981	16
14	69	Scuderia Villorba Corse	IT	Michael Blanchemain	FR	Vladislav Lomko	NO	Mercedes AMG GT3 EVO	PROAM	11	1:42.011	9	1:42.104	8	1:42.450	7	1:42.461	6	1:42.667	5
15	11	racing one	DE	Ernst Kirchmayr	DK	Luca Ludwig	DE	Ferrari 296 GT3	PROAM	12	1:42.133	8	1:42.223	4	1:42.343	13	1:42.541	3	1:43.314	5
16	95	Team Motopark	DE	Thomas Ikin	GB	Thomas Ikin	GB	Mercedes AMG GT3 EVO	PROAM	13	1:42.539	7	1:42.620	8	1:42.644	6	1:42.749	4	1:42.790	9
17	54	CBRX by SPS	DE	Yannick Mettler	CH	Yannick Mettler	CH	Mercedes AMG GT3 EVO	PROAM	14	1:42.713	9	1:43.378	11	1:43.530	14	1:44.265	18	1:44.827	4
18	88	Spirit of Race	CH	Michele Rugolo	CH	Michele Rugolo	IT	Ferrari 296 GT3	PROAM	15	1:42.717	17	1:43.028	11	1:43.224	18	1:43.301	13	1:43.392	7
19	12	Car Collection Motorsport	DE	Alex Fontana	US	Alex Fontana	CH	Porsche 911 GT3 R (992)	PROAM	16	1:42.859	10	1:42.918	9	1:43.139	12	1:43.707	15	1:43.714	16
20	5	Olimp Racing	PL	Krystian Korzeniowski	PL	Krystian Korzeniowski	PL	Ferrari 296 GT3	AM	4	1:48.124	20	1:48.197	7	1:48.467	15	1:48.935	14	1:49.239	17



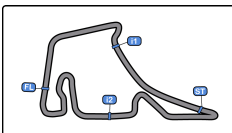


Hockenheimring
International GT Open
Free Practice - 3
Best 5 Top Speeds



Cl	B.	Entrant/Team	Nat	Driver 1	Nat	Driver 2	Nat	Vehicle	Cat	Cl	Top 1		Top 2		Top 3		Top 4		Top 5		Avg
											Km/h	Lap	Km/h	Lap	Km/h	Lap	Km/h	Lap	Km/h	Lap	
1	777	Olimp Racing	POL	Marcin Jedlinski	POL	Karol Basz	POL	Audi R8 LMS GT3 Evo II	PROAM	1	258.3	4	258.3	5	257.7	10	257.7	13	257.1	6	257.8
2	11	racing one	DEU	Ernst Kirchmayr	AUT	Luca Ludwig	DEU	Ferrari 296 GT3	PROAM	2	256.5	14	255.9	6	255.9	16	255.3	5	254.7	2	255.6
3	61	AF Corse	ITA	Jean-Claude Saada	USA	Conrad Grunewald	USA	Ferrari 296 GT3	PROAM	3	256.5	4	256.5	10	255.9	11	255.3	5	255.3	6	255.9
4	66	Greystone GT	GBR	Stewart Proctor	GBR	Lewis Proctor	GBR	McLaren 720S GT3	PROAM	4	256.5	5	255.9	4	255.9	7	255.9	13	255.3	8	255.9
5	16	AF Corse	ITA	Marcelo Hahn	BRA	Allam Khodair	BRA	Ferrari 296 GT3	PROAM	5	255.9	2	255.9	3	255.9	4	255.9	5	254.1	7	255.5
6	65	Team Motopark	DEU	Heiko Neumann	DEU	Timo Rumpfkeil	DEU	Mercedes AMG GT3 EVO	AM	1	255.9	7	255.3	6	254.7	3	254.7	8	254.1	5	254.9
7	75	ISR Racing	CZE	Filip Salaquarda	CZE	Libor Milota	CZE	Audi R8 LMS GT3 Evo II	PROAM	6	255.9	2	255.9	4	255.3	3	255.3	5	255.3	7	255.5
8	88	Spirit of Race	CHE	Gino Forgione	CHE	Michele Rugolo	ITA	Ferrari 296 GT3	PROAM	7	255.9	5	255.9	19	255.3	9	254.7	3	254.7	7	255.3
9	786	GetSpeed	DEU	Kiki Sak Nana	THA	Adam Osieka	DEU	Mercedes AMG GT3 EVO	AM	2	255.9	6	255.3	4	255.3	7	254.7	5	254.1	12	255.0
10	25	AF Corse	ITA	Alessandro Cozzi	MCO	Giorgio Sernagiotto	ITA	Ferrari 296 GT3	PROAM	8	255.3	5	254.7	4	254.7	6	254.7	7	254.7	13	254.8
11	55	AF Corse	ITA	Laurent De Meeus	BEL	Jamie Stanley	GBR	Ferrari 296 GT3	PROAM	9	255.3	5	255.3	6	255.3	10	254.7	3	254.7	4	255.0
12	7	Car Collection Motorsport	DEU	Bashar Mardini	CAN	Tijmen van der Helm	NLD	Porsche 911 GT3 R (992)	PROAM	10	254.7	3	254.7	4	254.1	2	254.1	10	253.5	13	254.2
13	12	Car Collection Motorsport	DEU	Hash	USA	Alex Fontana	CHE	Porsche 911 GT3 R (992)	PROAM	11	254.7	7	254.7	11	254.7	15	254.7	16	254.1	6	254.5
14	69	Scuderia Villorba Corse	ITA	Michael Blanchemain	FRA	Vladislav Lomko	MD	Mercedes AMG GT3 EVO	PROAM	12	254.7	7	254.7	16	253.5	5	253.5	6	253.5	8	253.9
15	5	Olimp Racing	POL	Stanislaw Jedlinski	POL	Krystian Korzeniowski	ITA	Ferrari 296 GT3	AM	3	254.1	9	254.1	11	253.5	7	253.5	10	253.5	12	253.7
16	27	Spirit of Race	CHE	Marco Pulcini	ITA	Eddie Cheever	ITA	Ferrari 296 GT3	PROAM	13	254.1	5	254.1	6	254.1	7	253.5	8	253.5	10	253.8
17	6	GetSpeed	DEU	Valentin Pierburg	DEU	Aaron Walker	GBR	Mercedes AMG GT3 EVO	PROAM	14	253.5	5	253.5	8	253.5	11	253.5	12	253.5	17	253.5
18	54	CBRX by SPS	DEU	Yannick Mettler	CHE	Yannick Mettler	CHE	Mercedes AMG GT3 EVO	PROAM	15	253.5	5	253.5	7	253.5	13	253.5	14	252.9	3	253.4
19	95	Team Motopark	DEU	Thomas Ikin	DNK	Thomas Ikin	GBR	Mercedes AMG GT3 EVO	PROAM	16	252.9	6	252.3	5	252.3	8	252.3	9	251.7	4	252.3
20	8	Il Barone Rampante	ITA	Giuseppe Cipriani	ITA		ITA	Lamborghini Huracan GT3 EVO	AM	4	252.3	5	251.7	3	251.7	7	251.1	16	251.1	19	251.6





Hockenheimring
International GT Open
Free Practice - 3

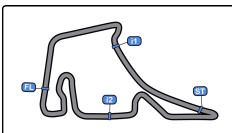


Fastest Laps Sequence

Hockenheimring 4.574 m

Lap	Time of Day	Session Time	B.	Entrant/Team	Nat	Driver 1	Nat	Driver 2	Nat	Vehicle	Cat	Time	Km/h
2	17:32:27.863	6:27.863	88	Spirit of Race		Gino Forgione		Michele Rugolo		Ferrari 296 GT3	PROAM	1:45.743	155.7
2	17:32:44.111	6:44.111	27	Spirit of Race		Marco Pulcini		Eddie Cheever		Ferrari 296 GT3	PROAM	1:43.710	158.7
2	17:33:21.286	7:21.286	8	Il Barone Rampante		Giuseppe Cipriani				Lamborghini Huracan GT3 EVO	AM	1:43.594	158.9
2	17:33:47.188	7:47.188	95	Team Motopark		Tomas Almqvist		Thomas Ikin		Mercedes AMG GT3 EVO	PROAM	1:43.039	159.8
3	17:34:31.515	8:31.515	65	Team Motopark		Heiko Neumann		Timo Rumpfkeil		Mercedes AMG GT3 EVO	AM	1:41.551	162.1
3	17:34:48.503	8:48.503	75	ISR Racing		Filip Salaquarda		Libor Milota		Audi R8 LMS GT3 Evo II	PROAM	1:40.844	163.2
7	17:45:10.404	19:10.404	6	GetSpeed		Valentin Pierburg		Aaron Walker		Mercedes AMG GT3 EVO	PROAM	1:40.767	163.4
8	17:46:51.070	20:51.070	6	GetSpeed		Valentin Pierburg		Aaron Walker		Mercedes AMG GT3 EVO	PROAM	1:40.666	163.5
11	17:49:33.664	23:33.664	27	Spirit of Race		Marco Pulcini		Eddie Cheever		Ferrari 296 GT3	PROAM	1:39.799	164.9





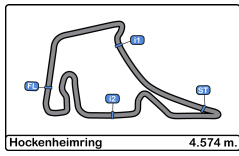
Hockenheimring
International GT Open
Free Practice - 3



Event Best Maximum Speed

B.	Entrant/Team	Nat	Driver 1	Nat	Driver 2	Nat	Vehicle	Cat	Km/h	Session
777	Olimp Racing	POL	Marcin Jedlinski	POL	Karol Basz	POL	Audi R8 LMS GT3 Evo II	PROAM	264.0	Free Practice - 1
1	Eastalent Racing	AUT	Simon Reicher	AUT	Christopher Haase	DEU	Audi R8 LMS GT3 Evo II	PRO	263.4	Free Practice - 1
19	Oregon Team	ITA	Marzio Moretti	ITA	Artem Petrov	ISR	Lamborghini Huracan GT3 EVO2	PRO	262.1	Free Practice - 1
63	Oregon Team	ITA	Rolf Ineichen	CHE	Leonardo Pulcini	ITA	Lamborghini Huracan GT3 EVO2	PRO	262.1	Free Practice - 1
11	racing one	DEU	Ernst Kirchmayr	AUT	Luca Ludwig	DEU	Ferrari 296 GT3	PROAM	261.5	Free Practice - 1
10	Oregon Team	ITA	Alessio Deledda	ITA	Jordan Pepper	ZAF	Lamborghini Huracan GT3 EVO2	PRO	260.8	Free Practice - 1
17	Team Motopark	DEU	Diego Menchaca	MEX	Marcos Siebert	ARG	Mercedes AMG GT3 EVO	PRO	260.8	Free Practice - 2
27	Spirit of Race	CHE	Marco Pulcini	ITA	Eddie Cheever	ITA	Ferrari 296 GT3	PROAM	260.2	Free Practice - 1
66	Greystone GT	GBR	Stewart Proctor	GBR	Lewis Proctor	GBR	McLaren 720S GT3	PROAM	260.2	Free Practice - 2
24	Greystone GT	GBR	Andrey Borodin	IND	Oliver Webb	GBR	McLaren 720s GT3 Evo	PROAM	259.6	Free Practice - 2
786	GetSpeed	DEU	Kiki Sak Nana	THA	Adam Osieka	DEU	Mercedes AMG GT3 EVO	AM	259.6	Free Practice - 2
25	AF Corse	ITA	Alessandro Cozzi	MCO	Giorgio Sernagiotto	ITA	Ferrari 296 GT3	PROAM	258.9	Free Practice - 1
9	GetSpeed	DEU	Anthony Bartone	USA	Fabian Schiller	DEU	Mercedes AMG GT3 EVO	PRO	258.9	Free Practice - 2
75	ISR Racing	CZE	Filip Salaquarda	CZE	Libor Milota	CZE	Audi R8 LMS GT3 Evo II	PROAM	258.3	Free Practice - 1
55	AF Corse	ITA	Laurent De Meeus	BEL	Jamie Stanley	GBR	Ferrari 296 GT3	PROAM	258.3	Free Practice - 1
16	AF Corse	ITA	Marcelo Hahn	BRA	Allam Khodair	BRA	Ferrari 296 GT3	PROAM	258.3	Free Practice - 1
20	SPS Automotive Performance	DEU	Dominik Baumann	AUT	Mikael Pitamber	ZAF	Mercedes AMG GT3 EVO	PRO	258.3	Free Practice - 2
15	Car Collection Motorsport	DEU	Ö•••••d4{	SWE	Nico Menzel	DEU	Porsche 911 GT3 R (992)	PRO	258.3	Free Practice - 2
61	AF Corse	ITA	Jean-Claude Saada	USA	Conrad Grunewald	USA	Ferrari 296 GT3	PROAM	258.3	Free Practice - 2
88	Spirit of Race	CHE	Gino Forgione	CHE	Michele Rugolo	ITA	Ferrari 296 GT3	PROAM	258.3	Free Practice - 2
5	Olimp Racing	POL	Stanislaw Jedlinski	POL	Krystian Korzeniowski	POL	Ferrari 296 GT3	AM	258.3	Free Practice - 2
42	Leipert Motorsport	DEU	Mark Wallenwein	DEU	Maciej Blazek	POL	Lamborghini Huracan GT3 EVO2	PRO	257.7	Free Practice - 1
6	GetSpeed	DEU	Valentin Pierburg	DEU	Aaron Walker	GBR	Mercedes AMG GT3 EVO	PROAM	257.7	Free Practice - 1
54	CBRX by SPS	DEU	Ö•••••d4{	CHE	Yannick Mettler	CHE	Mercedes AMG GT3 EVO	PROAM	257.1	Free Practice - 1
51	Spirit of Race	CHE	Nicola Marinangeli	ITA	Vincent Abril	FRA	Ferrari 296 GT3	PRO	257.1	Free Practice - 1
12	Car Collection Motorsport	DEU	Hash	USA	Alex Fontana	CHE	Porsche 911 GT3 R (992)	PROAM	256.5	Free Practice - 1
65	Team Motopark	DEU	Heiko Neumann	DEU	Timo Rumpfkeil	DEU	Mercedes AMG GT3 EVO	AM	256.5	Free Practice - 2
69	Scuderia Villorba Corse	ITA	Michael Blanchemain	FRA	Vladislav Lomko	IND	Mercedes AMG GT3 EVO	PROAM	255.9	Free Practice - 1
96	Team Motopark	DEU	Lukas Dunner	AUT	Charles Bateman	GBR	Mercedes AMG GT3 EVO	PRO	255.9	Free Practice - 1
95	Team Motopark	DEU	T ; ; } ; d4{ • d4	DNK	Thomas Ikin	GBR	Mercedes AMG GT3 EVO	PROAM	255.9	Free Practice - 2
7	Car Collection Motorsport	DEU	Bashar Mardini	CAN	Tijmen van der Helm	GBR	Porsche 911 GT3 R (992)	PROAM	255.3	Free Practice - 1
8	Il Barone Rampante	ITA	Giuseppe Cipriani	ITA		ITA	Lamborghini Huracan GT3 EVO	AM	255.3	Free Practice - 2





Hockenheimring
International GT Open
Free Practice - 3
Pit Stop Analysis



5 Stanislaw Jedlinski Ferrari 296 GT3
 AM Krystian Korzeniowski Olimp Racing

B.	In Day Time	In Time	Out Time	Pit Time	T. Pit Time	Handicap	Diff.
1	17:40:22.866	17:40:22.866	17:42:31.229	2:08.363	2:08.363		

6 Valentin Pierburg Mercedes AMG GT3 EVO
 PROAM Aaron Walker GetSpeed

B.	In Day Time	In Time	Out Time	Pit Time	T. Pit Time	Handicap	Diff.
1	17:38:12.885	17:38:12.885	17:41:49.155	3:36.270	3:36.270		
2	17:55:28.878	17:55:28.878	17:56:44.381	1:15.503	4:51.773		
3	17:58:25.765	17:58:25.765	17:59:42.649	1:16.884	6:08.657		

7 Bashar Mardini Porsche 911 GT3 R (992)
 PROAM Tijmen van der Helm Car Collection Motorsport

B.	In Day Time	In Time	Out Time	Pit Time	T. Pit Time	Handicap	Diff.
1	17:53:06.282	17:53:06.282	17:54:14.131	1:07.849	1:07.849		

8 Giuseppe Cipriani Lamborghini Huracan GT3 EVO
 AM Il Barone Rampante

B.	In Day Time	In Time	Out Time	Pit Time	T. Pit Time	Handicap	Diff.
1	17:38:31.913	17:38:31.913	17:40:14.450	1:42.537	1:42.537		
2	17:48:52.297	17:48:52.297	17:50:51.782	1:59.485	3:42.022		

11 Ernst Kirchmayr Ferrari 296 GT3
 PROAM Luca Ludwig racing one

B.	In Day Time	In Time	Out Time	Pit Time	T. Pit Time	Handicap	Diff.
1	17:40:16.802	17:40:16.802	17:48:18.347	8:01.545	8:01.545		
2	18:06:52.121	18:06:52.121	18:07:54.072	1:01.951	9:03.496		

12 Hash Porsche 911 GT3 R (992)
 PROAM Alex Fontana Car Collection Motorsport

B.	In Day Time	In Time	Out Time	Pit Time	T. Pit Time	Handicap	Diff.
1	17:40:47.952	17:40:47.952	17:42:03.397	1:15.445	1:15.445		
2	17:52:38.687	17:52:38.687	17:53:53.507	1:14.820	2:30.265		

16 Marcelo Hahn Ferrari 296 GT3
 PROAM Allam Khodair AF Corse

B.	In Day Time	In Time	Out Time	Pit Time	T. Pit Time	Handicap	Diff.
1	17:39:28.774	17:39:28.774	17:40:57.042	1:28.268	1:28.268		
2	17:51:33.071	17:51:33.071	17:55:06.122	3:33.051	5:01.319		

25 Alessandro Cozzi Ferrari 296 GT3
 PROAM Giorgio Sernagiotto AF Corse

B.	In Day Time	In Time	Out Time	Pit Time	T. Pit Time	Handicap	Diff.
1	17:50:11.932	17:50:11.932	17:55:18.045	5:06.113	5:06.113		

27 Marco Pulcini Ferrari 296 GT3
 PROAM Eddie Cheever Spirit of Race

B.	In Day Time	In Time	Out Time	Pit Time	T. Pit Time	Handicap	Diff.
1	17:44:45.518	17:44:45.518	17:46:12.431	1:26.913	1:26.913		
2	17:51:19.279	17:51:19.279	17:55:23.848	4:04.569	5:31.482		
3	17:57:11.815	17:57:11.815	17:58:28.230	1:16.415	6:47.897		

54 Mercedes AMG GT3 EVO
 PROAM Yannick Mettler CBRX by SPS

B.	In Day Time	In Time	Out Time	Pit Time	T. Pit Time	Handicap	Diff.
1	17:40:35.981	17:40:35.981	17:41:52.134	1:16.153	1:16.153		
2	17:43:36.962	17:43:36.962	17:46:00.544	2:23.582	3:39.735		
3	17:54:39.589	17:54:39.589	17:56:24.906	1:45.317	5:25.052		

55 Laurent De Meeus Ferrari 296 GT3
 PROAM Jamie Stanley AF Corse

B.	In Day Time	In Time	Out Time	Pit Time	T. Pit Time	Handicap	Diff.
1	17:44:32.102	17:44:32.102	17:45:50.758	1:18.656	1:18.656		

65 Heiko Neumann Mercedes AMG GT3 EVO
 AM Timo Rumpfkeil Team Motopark

B.	In Day Time	In Time	Out Time	Pit Time	T. Pit Time	Handicap	Diff.
1	17:43:00.015	17:43:00.015	17:49:31.763	6:31.748	6:31.748		
2	18:03:16.964	18:03:16.964	18:04:32.738	1:15.774	7:47.522		
3	18:06:23.504	18:06:23.504	18:07:39.168	1:15.664	9:03.186		

66 Stewart Proctor McLaren 720S GT3
 PROAM Lewis Proctor Greystone GT

B.	In Day Time	In Time	Out Time	Pit Time	T. Pit Time	Handicap	Diff.
1	17:43:51.848	17:43:51.848	17:45:07.514	1:15.666	1:15.666		
2	17:58:49.391	17:58:49.391	18:00:05.984	1:16.593	2:32.259		
3	18:01:48.832	18:01:48.832	18:02:15.793	26.961	2:59.220		
4	18:03:58.370	18:03:58.370	18:04:31.094	32.724	3:31.944		
5	18:06:15.221	18:06:15.221	18:06:51.416	36.195	4:08.139		

69 Michael Blanchemain Mercedes AMG GT3 EVO
 PROAM Vladislav Lomko Scuderia Villorba Corse

B.	In Day Time	In Time	Out Time	Pit Time	T. Pit Time	Handicap	Diff.
1	17:34:56.430	17:34:56.430	17:36:46.912	1:50.482	1:50.482		
2	17:48:55.136	17:48:55.136	17:51:04.366	2:09.230	3:59.712		
3	18:01:31.784	18:01:31.784	18:03:46.622	2:14.838	6:14.550		

75 Filip Salaquarda Audi R8 LMS GT3 Evo II
 PROAM Libor Milota ISR Racing

B.	In Day Time	In Time	Out Time	Pit Time	T. Pit Time	Handicap	Diff.
1	17:38:23.801	17:38:23.801	17:42:05.481	3:41.680	3:41.680		
2	18:04:19.761	18:04:19.761	18:05:34.392	1:14.631	4:56.311		

88 Gino Forgione Ferrari 296 GT3
 PROAM Michele Rugolo Spirit of Race

B.	In Day Time	In Time	Out Time	Pit Time	T. Pit Time	Handicap	Diff.
1	17:37:47.417	17:37:47.417	17:39:41.145	1:53.728	1:53.728		
2	17:57:06.412	17:57:06.412	17:59:40.526	2:34.114	4:27.842		

95 T [:ø) Åd4{ •øå Mercedes AMG GT3 EVO
 PROAM Thomas Ikin Team Motopark

B.	In Day Time	In Time	Out Time	Pit Time	T. Pit Time	Handicap	Diff.
1	17:51:10.811	17:51:10.811	17:57:33.466	6:22.655	6:22.655		

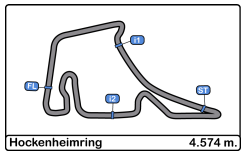
777 Marcin Jedlinski Audi R8 LMS GT3 Evo II
 PROAM Karol Basz Olimp Racing

B.	In Day Time	In Time	Out Time	Pit Time	T. Pit Time	Handicap	Diff.
1	17:42:56.327	17:42:56.327	17:54:01.064	11:04.737	11:04.737		

786 Kiki Sak Nana Mercedes AMG GT3 EVO
 AM Adam Osieka GetSpeed

B.	In Day Time	In Time	Out Time	Pit Time	T. Pit Time	Handicap	Diff.
1	17:42:32.751	17:42:32.751	17:44:51.808	2:19.057	2:19.057		
2	17:58:47.792	17:58:47.792	17:59:37.556	49.764	3:08.821		

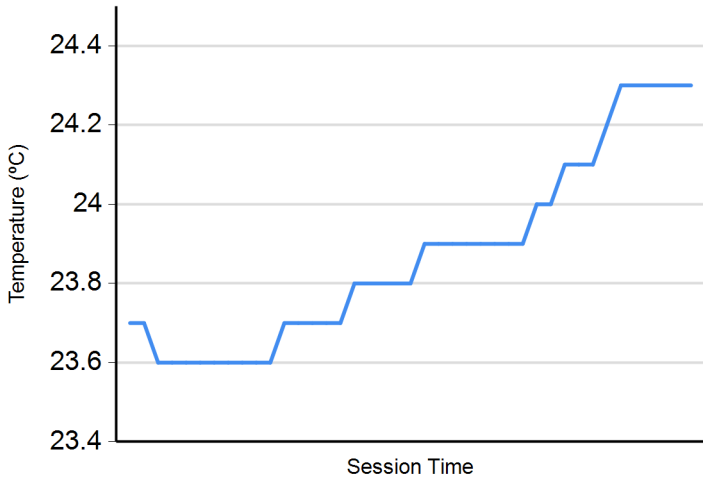




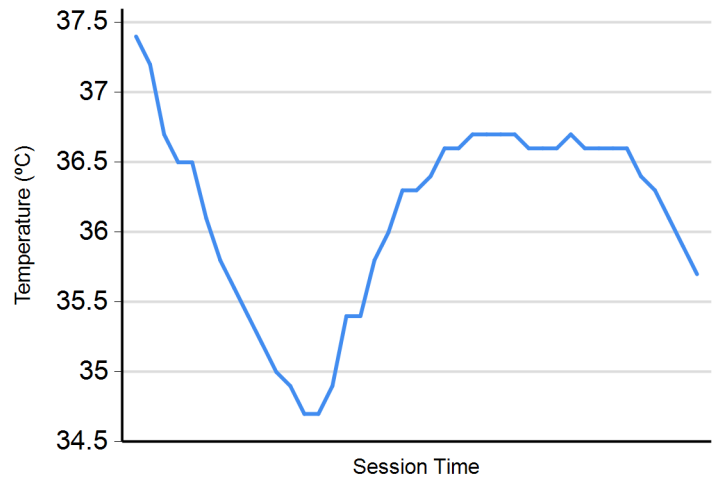
Hockenheimring
International GT Open
Free Practice - 3
Weather Report



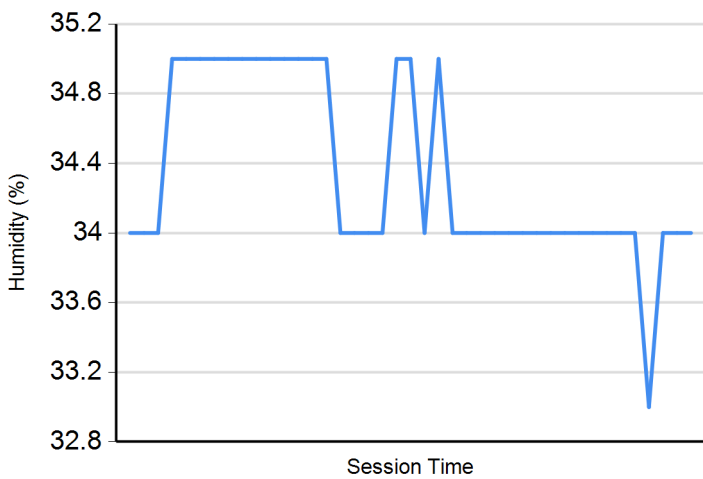
Air Temperature



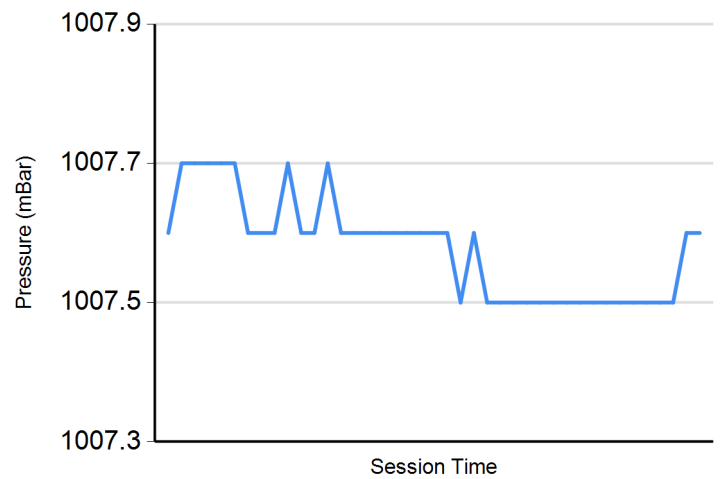
Track Temperature



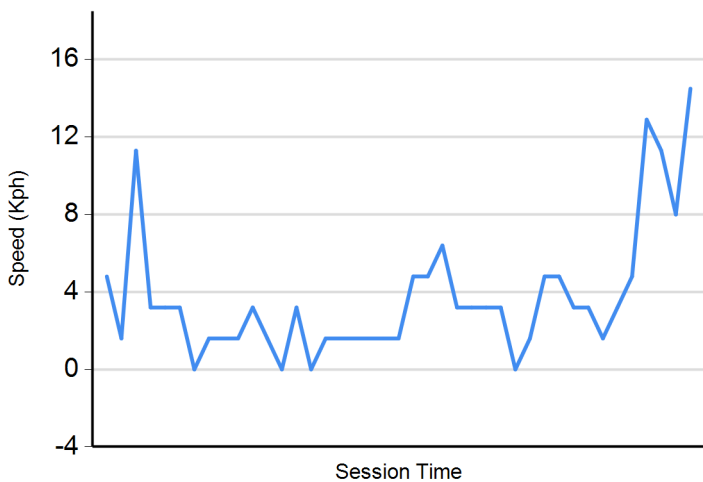
Humidity



Pressure



Wind Speed



Wind direction

North = 0°/360° Est = 90° South = 180° West = 270°

