

**Hockenheimring**  
**International GT Open**  
**Qualifying - 1 Driver - 1**  
**Provisional Results**



Cls	B <sub>n</sub>	Entrant/Team	Nat	Driver 1	Nat	Driver 2	Nat	Vehicle	Cat	Cls	Laps	Best	Time	Gap	Interval	Km/h
1	9	GetSpeed		Anthony Bartone		Fabian Schiller		Mercedes AMG GT3 EVO	PRO	1	7	2	1:37.111			169.5
2	54	CBRX by SPS		Ö^øø^!Ä > V!		Yannick Mettler		Mercedes AMG GT3 EVO	PROAM	1	10	6	1:37.561	0.450	0.450	168.7
3	12	Car Collection Motorsport		Hash		Alex Fontana		Porsche 911 GT3 R (992)	PROAM	2	11	8	1:37.569	0.458	0.008	168.7
4	10	Oregon Team		Alessio Deledda		Jordan Pepper		Lamborghini Huracan GT3 EVO2	PRO	2	10	7	1:37.733	0.622	0.164	168.4
5	88	Spirit of Race		Gino Forgione		Michele Rugolo		Ferrari 296 GT3	PROAM	3	12	9	1:37.789	0.678	0.056	168.3
6	63	Oregon Team		Rolf Ineichen		Leonardo Pulcini		Lamborghini Huracan GT3 EVO2	PRO	3	10	8	1:37.800	0.689	0.011	168.3
7	17	Team Motopark		Diego Menchaca		Marcos Siebert		Mercedes AMG GT3 EVO	PRO	4	11	9	1:37.822	0.711	0.022	168.3
8	16	AF Corse		Marcelo Hahn		Allam Khodair		Ferrari 296 GT3	PROAM	4	11	8	1:37.949	0.838	0.127	168.1
9	20	SPS Automotive Performance		Dominik Baumann		Mikaeel Pitamber		Mercedes AMG GT3 EVO	PRO	5	10	3	1:38.028	0.917	0.079	167.9
10	96	Team Motopark		Lukas Dunner		Charles Bateman		Mercedes AMG GT3 EVO	PRO	6	10	8	1:38.135	1.024	0.107	167.7
11	1	Eastalent Racing		Simon Reicher		Christopher Haase		Audi R8 LMS GT3 Evo II	PRO	7	11	8	1:38.185	1.074	0.050	167.7
12	75	ISR Racing		Filip Salaquarda		Libor Milota		Audi R8 LMS GT3 Evo II	PROAM	5	8	5	1:38.213	1.102	0.028	167.6
13	6	GetSpeed		Valentin Pierburg		Aaron Walker		Mercedes AMG GT3 EVO	PROAM	6	12	8	1:38.218	1.107	0.005	167.6
14	19	Oregon Team		Marzio Moretti		Artem Petrov		Lamborghini Huracan GT3 EVO2	PRO	8	12	3	1:38.279	1.168	0.061	167.5
15	51	Spirit of Race		Nicola Marinangeli		Vincent Abril		Ferrari 296 GT3	PRO	9	11	8	1:38.424	1.313	0.145	167.3
16	15	Car Collection Motorsport		: i gñUj `6 Yfl gñf` a		Nico Menzel		Porsche 911 GT3 R (992)	PRO	10	13	11	1:38.610	1.499	0.186	166.9
17	27	Spirit of Race		Marco Pulcini		Eddie Cheever		Ferrari 296 GT3	PROAM	7	8	7	1:38.641	1.530	0.031	166.9
18	65	Team Motopark		Heiko Neumann		Timo Rumpfkeil		Mercedes AMG GT3 EVO	AM	1	13	11	1:38.783	1.672	0.142	166.6
19	7	Car Collection Motorsport		Bashar Mardini				Porsche 911 GT3 R (992)	PROAM	8	9	7	1:39.228	2.117	0.445	165.9
20	8	Il Barone Rampante		Giuseppe Cipriani				Lamborghini Huracan GT3 EVO	AM	2	14	9	1:39.415	2.304	0.187	165.6
21	11	racing one		Ernst Kirchmayr		Luca Ludwig		Ferrari 296 GT3	PROAM	9	13	4	1:39.496	2.385	0.081	165.4
22	61	AF Corse		Jean-Claude Saada		Conrad Grunewald		Ferrari 296 GT3	PROAM	10	13	11	1:39.512	2.401	0.016	165.4
23	777	Olimp Racing		Marcin Jedlinski		Karol Basz		Audi R8 LMS GT3 Evo II	PROAM	11	16	13	1:39.523	2.412	0.011	165.4
24	42	Leipert Motorsport		Mark Wallenwein		Maciej Blazek		Lamborghini Huracan GT3 EVO2	PRO	11	9	3	1:39.564	2.453	0.041	165.3
25	25	AF Corse		Alessandro Cozzi		Giorgio Sernaggiotto		Ferrari 296 GT3	PROAM	12	11	4	1:39.673	2.562	0.109	165.2
26	69	Scuderia Villorba Corse		Michael Blanchemain		Vladislav Lomko		Mercedes AMG GT3 EVO	PROAM	13	15	12	1:39.886	2.775	0.213	164.8
27	95	Team Motopark		A cññyb`Gñf` a gñYX		Thomas Ikin		Mercedes AMG GT3 EVO	PROAM	14	10	4	1:39.971	2.860	0.085	164.7
28	66	Greystone GT		Stewart Proctor		Lewis Proctor		McLaren 720S GT3	PROAM	15	15	6	1:40.103	2.992	0.132	164.4
29	786	GetSpeed		Kiki Sak Nana		Adam Osieka		Mercedes AMG GT3 EVO	AM	3	12	10	1:40.197	3.086	0.094	164.3
30	55	AF Corse		Laurent De Meeus		Jamie Stanley		Ferrari 296 GT3	PROAM	16	13	11	1:40.307	3.196	0.110	164.1
31	5	Olimp Racing		Stanislaw Jedlinski		Krystian Korzeniowski		Ferrari 296 GT3	AM	4	12	3	1:46.039	8.928	5.732	155.2

**\* PENALTIES**

CAR 8 - REPRIMAND TO DRIVER (driving) - CROSSING WHITE LINE AT PIT ENTRY

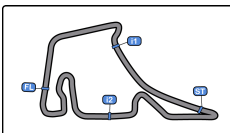
Published at:.....

Track Temp: 8, °C 57    Air Temp: 9, °C 57    Humidity: 57 %    Track Status: DRY

**Race Director:** Alessandro Ferrari  
ACI DGA 392080

**Timekeeper:**   
JOB-2654-ESP/M





**Hockenheimring**  
**International GT Open**  
**Qualifying - 1 Driver - 1**



Hockenheimring 4.574 m.

**Provisional Results**

CAR 61 - REPRIMAND TO DRIVER (driving) - CROSSING WHITE LINE AT PIT ENTRY ART 26.3

CAR 65 - REPRIMAND TO DRIVER (driving) - CROSSING WHITE LINE AT PIT ENTRY

CAR 777 - REPRIMAND TO DRIVER (driving) - CROSSING WHITE LINE AT PIT ENTRY

CAR 16 - REPRIMAND TO THE DRIVER (driving) - CROSSING WHITE LINE AT PIT ENTRY

CAR 88 - REPRIMAND TO THE DRIVER (driving) - CROSSING WHITE LINE AT PIT ENTRY

CAR 15 - REPRIMAND TO THE DRIVER (driving) - CROSSING WHITE LINE AT PIT ENTRY

Published at:.....

Track Temp: 8, °C Air Temp: 9, °C Humidity: 57 % Track Status: DRY

**Race Director:**

Alessandro Ferrari

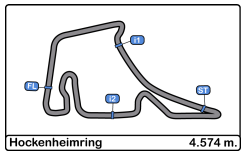
ACI DGA 392080

**Timekeeper:**

*S. A. O. S. S.*  
*S. A. O. S. S.*

JOB-2654-ESP/M





**Hockenheimring**  
**International GT Open**  
**Qualifying - 1 Driver - 1**  
**Track Limit**



The Stewards, having received a report from Race Director, have considered the following matter and determine the following:

**Session** Qualifying - 1 Driver - 1  
**Fact** The cars below did not use the track at the turns listed below

**Infringement** Breach of Appendix L Chapter IV Article 2 c) of the FIA International Sporting Code and Article 19.4/19.5 of the Sporting Regulations.

**Decision** Deletion of the lap times shown in accordance with Article 12.4.1.e of the FIA International Sporting Code.

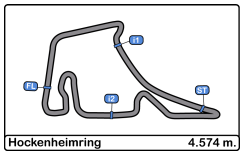
**Note**

- Certain decisions of the Stewards are subject to appeal (Article 15 of the FIA International Sporting Code).
- These penalties are not subject to appeal Article.12.3.4 of the FIA International Sporting Code and Article 16.5 of the Sporting Regulations.
- According to Article.12.3.3.b of the FIA International Sporting Code these decisions become immediately binding even in case of an appeal.

Ord	Turn	B. Driver	Entrant/Team	Time of Day	Lap Time
1	1	15 Ó!i*•d4{ ẂΛ ^}: ^	Car Collection Motorsport	10:08:38.960	1:39.549
2	1	69 Blanchemain - Lomko	Scuderia Villorba Corse	10:08:48.729	1:46.489
3	1	20 Baumann - Pitamber	SPS Automotive Performance	10:09:48.380	1:38.542
4	1	55 De Meeus - Stanley	AF Corse	10:09:57.073	1:42.243
5	1	15 Ó!i*•d4{ ẂΛ ^}: ^	Car Collection Motorsport	10:10:17.978	1:39.018
6	1	15 Ó!i*•d4{ ẂΛ ^}: ^	Car Collection Motorsport	10:11:56.809	1:38.831
7	1	20 Baumann - Pitamber	SPS Automotive Performance	10:13:04.732	1:38.324
8	1	16 Hahn - Khodair	AF Corse	10:13:12.761	1:37.872
9	1	55 De Meeus - Stanley	AF Corse	10:13:19.642	1:40.976
10	1	65 Neumann - Rumpfkeil	Team Motopark	10:13:24.772	1:39.287
11	1	96 Dunner - Bateman	Team Motopark	10:14:12.811	1:38.093
12	1	63 Ineichen - Pulcini	Oregon Team	10:14:22.404	1:38.519
13	1	5 Jedlinski - Korzeniowski	Olimp Racing	10:14:29.395	1:38.798
14	1	6 Pierburg - Walker	GetSpeed	10:14:42.267	1:39.803
15	1	16 Hahn - Khodair	AF Corse	10:14:54.993	1:42.232
16	1	51 Marinangeli - Abril	Spirit of Race	10:15:44.813	1:38.389
17	1	10 Deledda - Pepper	Oregon Team	10:16:05.957	1:45.854
18	1	51 Marinangeli - Abril	Spirit of Race	10:17:23.225	1:38.412
19	1	63 Ineichen - Pulcini	Oregon Team	10:17:40.516	1:38.295
20	1	777 Jedlinski - Basz	Olimp Racing	10:17:48.275	1:40.535
21	1	5 Jedlinski - Korzeniowski	Olimp Racing	10:17:54.291	1:38.857
22	1	6 Pierburg - Walker	GetSpeed	10:18:04.197	1:39.344
23	1	66 Proctor - Proctor	Greystone GT	10:18:36.180	1:47.553
24	1	96 Dunner - Bateman	Team Motopark	10:19:19.950	1:48.424
25	1	5 Jedlinski - Korzeniowski	Olimp Racing	10:19:39.314	1:45.023
26	1	777 Jedlinski - Basz	Olimp Racing	10:19:47.423	1:59.148
27	1	51 Marinangeli - Abril	Spirit of Race	10:20:48.669	1:38.906
28	1	42 Wallenwein - Blazek	Leipert Motorsport	10:22:41.640	1:45.183
29	1	777 Jedlinski - Basz	Olimp Racing	10:23:18.189	1:49.580
30	1	5 Jedlinski - Korzeniowski	Olimp Racing	10:25:36.575	1:38.487
31	1	42 Wallenwein - Blazek	Leipert Motorsport	10:26:01.404	1:39.538
32	1	95 Úd4{ •cãΛZQ	Team Motopark	10:26:03.899	1:40.048
33	1	19 Moretti - Petrov	Oregon Team	10:26:35.302	1:38.482
34	1	5 Jedlinski - Korzeniowski	Olimp Racing	10:27:15.654	1:39.079
35	1	5 Jedlinski - Korzeniowski	Olimp Racing	10:28:54.538	1:38.884
36	1	42 Wallenwein - Blazek	Leipert Motorsport	10:29:24.363	1:43.121
37	1	10 Deledda - Pepper	Oregon Team	10:29:36.235	1:37.478
38	1	54 T >  Λ! ẂΛ ^}: ^	CBRX by SPS	10:30:10.549	1:40.507
39	1	12 Hash - Fontana	Car Collection Motorsport	10:30:31.381	1:42.403

The Stewards:





**Hockenheimring**  
**International GT Open**  
**Qualifying - 1 Driver - 1**  
**Track Limit**



The Stewards, having received a report from Race Director, have considered the following matter and determine the following:

**Session** Qualifying - 1 Driver - 1  
**Fact** The cars below did not use the track at the turns listed below

**Infringement** Breach of Appendix L Chapter IV Article 2 c) of the FIA International Sporting Code and Article 19.4/19.5 of the Sporting Regulations.

**Decision** Deletion of the lap times shown in accordance with Article 12.4.1.e of the FIA International Sporting Code.

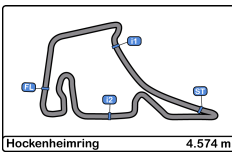
**Note**

- Certain decisions of the Stewards are subject to appeal (Article 15 of the FIA International Sporting Code).
- These penalties are not subject to appeal Article.12.3.4 of the FIA International Sporting Code and Article 16.5 of the Sporting Regulations.
- According to Article.12.3.3.b of the FIA International Sporting Code these decisions become immediately binding even in case of an appeal.

Ord	Turn	B. Driver	Entrant/Team	Time of Day	Lap Time
40	1	5 Jedlinski - Korzeniowski	Olimp Racing	10:30:34.257	1:39.719
41	1	65 Neumann - Rumpfkeil	Team Motopark	10:30:45.511	1:43.759
42	1	16 Hahn - Khodair	AF Corse	10:31:30.987	1:45.379
43	1	5 Jedlinski - Korzeniowski	Olimp Racing	10:32:14.100	1:39.843
44	1	15 Ó^! * d4{ Á^T ^} : ^	Car Collection Motorsport	10:32:14.614	1:39.118
45	1	51 Marinangeli - Abril	Spirit of Race	10:32:17.621	1:38.546
46	1	11 Kirchmayr - Ludwig	racing one	10:32:20.248	1:45.046
47	1	10 Deledda - Pepper	Oregon Team	10:32:55.136	1:41.168
48	1	20 Baumann - Pitamber	SPS Automotive Performance	10:32:56.650	1:39.067
49	1	786 Kiki - Osieka	GetSpeed	10:33:26.557	1:53.344
50	1	55 De Meeus - Stanley	AF Corse	10:33:27.137	1:40.815
51	1	6 Pierburg - Walker	GetSpeed	10:34:10.259	1:43.155
52	1	66 Proctor - Proctor	Greystone GT	10:34:29.249	1:40.180
53	1	20 Baumann - Pitamber	SPS Automotive Performance	10:34:34.902	1:38.252
54	1	27 Pulcini - Cheever	Spirit of Race	10:35:10.151	1:55.732

The Stewards:





**Hockenheimring**  
**International GT Open**  
**Qualifying - 1 Driver - 1**  
**Provisional Results by Category**



PRO																
Cls	B <sub>e</sub>	Entrant/Team	Nat	Driver 1	Nat	Driver 2	Nat	Vehicle	Cat	Cls	Laps	Best	Time	Gap	Interval	Km/h
1	9	GetSpeed	DEU	Anthony Bartone	USA	Fabian Schiller	DEU	Mercedes AMG GT3 EVO	PRO	1	7	2	1:37.111			169.5
2	10	Oregon Team	ITA	Alessio Deledda	ITA	Jordan Pepper	ZAF	Lamborghini Huracan GT3 EVO2	PRO	2	10	7	1:37.733	0.622	0.622	168.4
3	63	Oregon Team	ITA	Rolf Ineichen	CHE	Leonardo Pulcini	ITA	Lamborghini Huracan GT3 EVO2	PRO	3	10	8	1:37.800	0.689	0.067	168.3
4	17	Team Motopark	DEU	Diego Menchaca	MEX	Marcos Siebert	ARG	Mercedes AMG GT3 EVO	PRO	4	11	9	1:37.822	0.711	0.022	168.3
5	20	SPS Automotive Performance	DEU	Dominik Baumann	AUT	Mikael Pitamber	ZAF	Mercedes AMG GT3 EVO	PRO	5	10	3	1:38.028	0.917	0.206	167.9
6	96	Team Motopark	DEU	Lukas Dunner	AUT	Charles Bateman	GBR	Mercedes AMG GT3 EVO	PRO	6	10	8	1:38.135	1.024	0.107	167.7
7	1	Eastalent Racing	AUT	Simon Reicher	AUT	Christopher Haase	DEU	Audi R8 LMS GT3 Evo II	PRO	7	11	8	1:38.185	1.074	0.050	167.7
8	19	Oregon Team	ITA	Marzio Moretti	ITA	Artem Petrov	ISR	Lamborghini Huracan GT3 EVO2	PRO	8	12	3	1:38.279	1.168	0.094	167.5
9	51	Spirit of Race	CHE	Nicola Marinangeli	ITA	Vincent Abril	FRA	Ferrari 296 GT3	PRO	9	11	8	1:38.424	1.313	0.145	167.3
10	15	Car Collection Motorsport	DEU	Mark Wallenwein	SWE	Nico Menzel	DEU	Porsche 911 GT3 R (992)	PRO	10	13	11	1:38.610	1.499	0.186	166.9
11	42	Leipert Motorsport	DEU	Mark Wallenwein	DEU	Maciej Blazek	POL	Lamborghini Huracan GT3 EVO2	PRO	11	9	3	1:39.564	2.453	0.954	165.3

PROAM																
Cls	B <sub>e</sub>	Entrant/Team	Nat	Driver 1	Nat	Driver 2	Nat	Vehicle	Cat	Cls	Laps	Best	Time	Gap	Interval	Km/h
1	54	CBRX by SPS	DEU	Yannick Mettler	CHE	Yannick Mettler	CHE	Mercedes AMG GT3 EVO	PROAM	1	10	6	1:37.561			168.7
2	12	Car Collection Motorsport	DEU	Alex Fontana	USA	Alex Fontana	CHE	Porsche 911 GT3 R (992)	PROAM	2	11	8	1:37.569	0.008	0.008	168.7
3	88	Spirit of Race	CHE	Michele Rugolo	CHE	Michele Rugolo	ITA	Ferrari 296 GT3	PROAM	3	12	9	1:37.789	0.228	0.220	168.3
4	16	AF Corse	ITA	Allam Khodair	BRA	Allam Khodair	ITA	Ferrari 296 GT3	PROAM	4	11	8	1:37.949	0.388	0.160	168.1
5	75	ISR Racing	CZE	Filip Salaquarda	CZE	Libor Milota	CZE	Audi R8 LMS GT3 Evo II	PROAM	5	8	5	1:38.213	0.652	0.264	167.6
6	6	GetSpeed	DEU	Aaron Walker	GBR	Aaron Walker	GBR	Mercedes AMG GT3 EVO	PROAM	6	12	8	1:38.218	0.657	0.005	167.6
7	27	Spirit of Race	CHE	Marco Pulcini	ITA	Eddie Cheever	ITA	Ferrari 296 GT3	PROAM	7	8	7	1:38.641	1.080	0.423	166.9
8	7	Car Collection Motorsport	DEU	Bashar Mardini	CAN	Bashar Mardini	CAN	Porsche 911 GT3 R (992)	PROAM	8	9	7	1:39.228	1.667	0.587	165.9
9	11	racing one	DEU	Ernst Kirchmayr	AUT	Luca Ludwig	DEU	Ferrari 296 GT3	PROAM	9	13	4	1:39.496	1.935	0.268	165.4
10	61	AF Corse	ITA	Jean-Claude Saada	USA	Conrad Grunewald	USA	Ferrari 296 GT3	PROAM	10	13	11	1:39.512	1.951	0.016	165.4
11	777	Olimp Racing	POL	Marcin Jedlinski	POL	Karol Basz	POL	Audi R8 LMS GT3 Evo II	PROAM	11	16	13	1:39.523	1.962	0.011	165.4
12	25	AF Corse	ITA	Alessandro Cozzi	ITA	Giorgio Sernagiotto	ITA	Ferrari 296 GT3	PROAM	12	11	4	1:39.673	2.112	0.150	165.2
13	69	Scuderia Villorba Corse	ITA	Michael Blanchemain	FRA	Vladislav Lomko	ITA	Mercedes AMG GT3 EVO	PROAM	13	15	12	1:39.886	2.325	0.213	164.8
14	95	Team Motopark	DEU	Thomas Ikin	DNK	Thomas Ikin	GBR	Mercedes AMG GT3 EVO	PROAM	14	10	4	1:39.971	2.410	0.085	164.7
15	66	Greystone GT	GBR	Stewart Proctor	GBR	Lewis Proctor	GBR	McLaren 720S GT3	PROAM	15	15	6	1:40.103	2.542	0.132	164.4
16	55	AF Corse	ITA	Laurent De Meeus	DEU	Jamie Stanley	GBR	Ferrari 296 GT3	PROAM	16	13	11	1:40.307	2.746	0.204	164.1

Published at:.....

Track Temp: 8, °C Air Temp: 7, °C Humidity: 57 % Track Status: DRY

Race Director:

Alessandro Ferrari

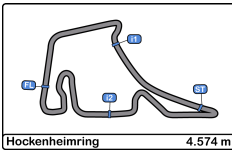
ACI DGA 392080

Timekeeper:

S. A. Rodríguez

JOB-2654-ESP/M





**Hockenheimring**  
**International GT Open**  
**Qualifying - 1 Driver - 1**  
**Provisional Results by Category**



AM													Cat	Cls	Laps	Best	Time	Gap	Interval	Km/h
Cls	B <sub>n</sub>	Entrant/Team	Nat	Driver 1	Nat	Driver 2	Nat	Vehicle	Cat	Cls	Laps	Best	Time	Gap	Interval	Km/h				
1	65	Team Motopark		Heiko Neumann		Timo Rumpfkeil		Mercedes AMG GT3 EVO	AM	1	13	11	1:38.783			166.6				
2	8	Il Barone Rampante		Giuseppe Cipriani				Lamborghini Huracan GT3 EVO	AM	2	14	9	1:39.415	0.632	0.632	165.6				
3	786	GetSpeed		Kiki Sak Nana		Adam Osieka		Mercedes AMG GT3 EVO	AM	3	12	10	1:40.197	1.414	0.782	164.3				
4	5	Olimp Racing		Stanislaw Jedlinski		Krzyszian Korzeniowski		Ferrari 296 GT3	AM	4	12	3	1:46.039	7.256	5.842	155.2				

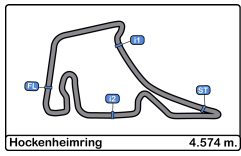
- \* PENALTIES**
- CAR 8 - REPRIMAND TO DRIVER (driving) - CROSSING WHITE LINE AT PIT ENTRY
  - CAR 61 - REPRIMAND TO DRIVER (driving) - CROSSING WHITE LINE AT PIT ENTRY ART 26.3
  - CAR 65 - REPRIMAND TO DRIVER (driving) - CROSSING WHITE LINE AT PIT ENTRY
  - CAR 777 - REPRIMAND TO DRIVER (driving) - CROSSING WHITE LINE AT PIT ENTRY
  - CAR 16 - REPRIMAND TO THE DRIVER (driving) - CROSSING WHITE LINE AT PIT ENTRY
  - CAR 88 - REPRIMAND TO THE DRIVER (driving) - CROSSING WHITE LINE AT PIT ENTRY
  - CAR 15 - REPRIMAND TO THE DRIVER (driving) - CROSSING WHITE LINE AT PIT ENTRY

Published at:.....

Track Temp: **8, 10%57** Air Temp: **9, 10%57** Humidity: **57 %** Track Status: **DRY**

<b>Race Director:</b>	Alessandro Ferrari	<b>Timekeeper:</b>	 JOB-2654-ESP/M
	ACI DGA 392080		



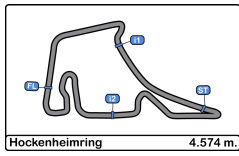


**Hockenheimring**  
**International GT Open**  
**Qualifying - 1 Driver - 1**  
**Lap Analysis**



1 Simon Reicher Audi R8 LMS GT3 Evo II							7 Bashar Mardini Porsche 911 GT3 R (992)								
PRO Christopher Haase Eastalent Racing							PROAM Car Collection Motorsport								
Lap	D	Time	Sector 1	Sector 2	Sector 3	T. Spd	Elapsed	Lap	D	Time	Sector 1	Sector 2	Sector 3	T. Spd	Elapsed
1	1	10:08:35.636	10:07:17.365	46.124	32.147	255.9	10:08:35.636	1	10:06:53.645	10:05:33.734	47.106	32.805	252.9	10:06:53.645	
2	1	1:38.735	21.256	45.622	31.857	259.6	10:10:14.371	2	1:39.891	21.361	46.332	32.198	254.1	10:08:33.536	
3	1	1:39.289	21.142	45.891	32.256	259.6	10:11:53.660	3	1:39.353	21.349	45.980	32.024	255.3	10:10:12.889	
4	1	1:38.595	21.043	45.685	31.867	259.6	10:13:32.255	4	1:42.667	21.550	46.814	34.303	255.9	10:11:55.556	
5	1	1:39.386	21.119	46.000	32.267	260.8	10:15:11.641	5	1:48.488 P	21.925	47.986	38.577	242.6	10:13:44.044	
6	1	1:43.927 P	21.201	45.929	36.797	259.6	10:16:55.568	6	2:48.818	1:30.759	45.868	32.191	254.7	10:16:32.862	
7	1	12:38.743	11:16.702	46.357	35.684	254.1	10:29:34.311	7	1:39.228	21.361	45.944	31.923	255.9	10:18:12.090	
8	1	1:38.185	20.990	45.565	31.630	258.9	10:31:12.496	8	1:39.557	21.366	45.992	32.199	254.7	10:19:51.647	
9	1	1:40.292	21.139	46.093	33.060	261.5	10:32:52.788	9	1:48.468 P	21.809	46.615	40.044	256.5	10:21:40.115	
10	1	1:38.943	21.302	45.666	31.975	260.2	10:34:31.731	8 Giuseppe Cipriani Lamborghini Huracan GT3 EVO							
11	1	3:15.854 P	33.993	1:40.217	1:01.644	79.2	10:37:47.585	AM Il Barone Rampante							
5 Stanislaw Jedlinski Ferrari 296 GT3							8 AM Il Barone Rampante								
AM Krystian Korzeniowski Olimp Racing							Lap D Time Sector 1 Sector 2 Sector 3 T. Spd Elapsed								
1	2	10:12:50.597	10:11:27.677	49.894	33.026	226.8	10:12:50.597	1	10:07:14.154	10:05:48.527	48.504	37.123	250.0	10:07:14.154	
2	2	1:38.798	21.216	45.979	31.603	256.5	10:14:29.395	2	1:40.274	21.645	46.465	32.164	252.9	10:08:54.428	
3	2	1:46.039	21.039	49.539	35.461	258.9	10:16:15.434	3	1:39.724	21.269	46.147	32.308	257.7	10:10:34.152	
4	2	1:38.957	21.063	46.245	31.549	255.3	10:17:54.291	4	1:41.794	21.369	46.460	33.965	256.5	10:12:15.946	
5	2	1:45.923 P	20.919	46.288	37.816	255.9	10:19:39.314	5	1:49.635 P	21.547	46.847	41.241	255.9	10:14:05.581	
6	2	4:18.774	2:59.527	46.776	32.471	255.3	10:23:58.088	6	8:31.146	7:11.727	46.833	32.586	253.5	10:22:36.727	
7	2	1:38.487	21.024	45.954	31.509	255.3	10:25:36.575	7	1:39.602	21.386	46.094	32.122	254.7	10:24:16.329	
8	2	1:39.979	21.204	46.117	31.758	255.9	10:27:15.654	8	1:39.421	21.606	45.951	31.864	254.7	10:25:55.750	
9	2	1:38.884	21.126	45.944	31.814	258.3	10:28:54.538	9	1:39.415	21.207	45.714	32.494	255.9	10:27:35.165	
10	2	1:39.749	21.167	46.259	32.293	257.7	10:30:34.257	10	1:41.919	21.372	46.415	34.132	257.1	10:29:17.084	
11	2	1:39.843	21.460	46.158	32.225	256.5	10:32:14.100	11	1:39.955	21.308	45.815	32.832	257.1	10:30:57.039	
12	2	1:51.897 P	22.935	48.715	40.247	235.8	10:34:05.997	12	1:42.721	22.647	46.872	33.202	255.9	10:32:39.760	
13	2							13	1:39.691	21.341	45.889	32.461	255.9	10:34:19.451	
14	2							14	2:22.479 P	21.888	56.325	1:04.266	201.8	10:36:41.930	
6 Valentin Pierburg Mercedes AMG GT3 EVO							9 Anthony Bartone Mercedes AMG GT3 EVO								
PROAM Aaron Walker GetSpeed							PRO Fabian Schiller GetSpeed								
1	2	10:11:23.839	10:10:05.962	46.265	31.612	252.3	10:11:23.839	1	2	10:12:07.145	10:10:44.727	50.004	32.414	229.2	10:12:07.145
2	2	1:38.625	21.169	45.764	31.692	254.1	10:13:02.464	2	2	1:37.111	20.956	45.208	30.947	257.7	10:13:44.256
3	2	1:39.803	21.194	45.916	32.693	254.7	10:14:42.267	3	2	1:42.134	20.744	46.746	34.644	257.7	10:15:26.390
4	2	1:42.586	23.333	46.678	32.575	254.1	10:16:24.853	4	2	1:39.483	20.804	45.525	33.154	258.3	10:17:05.873
5	2	1:39.344	21.129	45.893	32.322	255.3	10:18:04.197	5	2	1:40.599	21.925	46.296	32.378	257.7	10:18:46.472
6	2	1:44.179 P	21.022	45.820	37.337	255.3	10:19:48.376	6	2	1:40.511	21.629	46.552	32.330	257.1	10:20:26.983
7	2	7:39.852	6:21.199	45.835	32.818	255.3	10:27:28.228	7	2	1:45.177 P	21.585	46.073	37.519	257.7	10:22:12.160
8	2	1:38.218	21.066	45.763	31.389	257.1	10:29:06.446	10 Alessio Deledda Lamborghini Huracan GT3 EVO2							
9	2	1:42.062	21.032	45.879	35.151	257.1	10:30:48.508	PRO Jordan Pepper Oregon Team							
10	2	1:38.596	21.075	45.879	31.642	257.1	10:32:27.104	1	2	10:10:57.952	10:09:33.564	50.340	34.048	244.8	10:10:57.952
11	2	1:43.155	21.100	45.842	36.213	257.1	10:34:10.259	2	2	1:37.777	20.942	45.365	31.470	260.2	10:12:35.729
12	2	2:20.367 P	21.072	54.317	1:04.978	196.7	10:36:30.626	3	2	1:44.374	20.730	49.999	33.645	262.7	10:14:20.103
								4	2	1:45.854 P	21.149	45.534	39.171	259.6	10:16:05.957
								5	2	11:52.800	10:29.006	49.654	34.140	250.0	10:27:58.757
								6	2	1:37.478	20.554	45.527	31.397	259.6	10:29:36.235
								7	2	1:37.733	20.763	45.403	31.567	260.8	10:31:13.968
								8	2	1:41.168	20.638	45.621	34.909	263.4	10:32:55.136
								9	2	1:41.751	20.835	45.517	35.399	261.5	10:34:36.887
								10	2	3:16.908 P	37.811	1:38.348	1:00.749	80.6	10:37:53.795





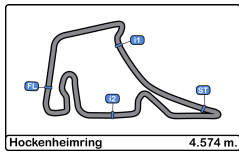
**Hockenheimring**  
**International GT Open**  
**Qualifying - 1 Driver - 1**  
**Lap Analysis**



11 Ernst Kirchmayr Ferrari 296 GT3							16 Marcelo Hahn Ferrari 296 GT3								
PROAM Luca Ludwig			racing one				PROAM Allam Khodair			AF Corse					
Lap	D	Time	Sector 1	Sector 2	Sector 3	T. Spd	Elapsed	Lap	D	Time	Sector 1	Sector 2	Sector 3	T. Spd	Elapsed
1	1	10:07:49.793	10:06:29.200	47.480	33.113	254.1	10:07:49.793	1	2	10:09:56.466	10:08:33.740	48.493	34.233	251.7	10:09:56.466
2	1	1:40.067	21.379	46.265	32.423	257.1	10:09:29.860	2	2	1:38.423	20.993	45.852	31.578	257.1	10:11:34.889
3	1	1:45.569	21.518	51.704	32.347	198.1	10:11:15.429	3	2	<del>1:37.872</del>	20.854	45.667	31.351	256.5	10:13:12.761
4	1	1:39.496	21.383	46.069	32.044	258.9	10:12:54.925	4	2	<del>1:42.232</del>	20.794	45.804	35.634	257.1	10:14:54.993
5	1	1:46.273	21.519	51.001	33.753	229.7	10:14:41.198	5	2	1:38.595	20.881	45.840	31.874	257.1	10:16:33.588
6	1	1:39.719	21.308	46.169	32.242	258.9	10:16:20.917	6	2	1:46.200 P	21.268	46.666	38.266	258.3	10:18:19.788
7	1	1:50.800 P	21.842	47.832	41.126	256.5	10:18:11.717	7	2	6:19.985	5:01.927	46.303	31.755	256.5	10:24:39.773
8	1	9:00.316	7:39.126	46.830	34.360	253.5	10:27:12.033	8	2	1:37.949	20.939	45.689	31.321	255.9	10:26:17.722
9	1	1:41.720	21.407	46.721	33.592	256.5	10:28:53.753	9	2	1:42.619	20.935	46.922	34.762	257.7	10:28:00.341
10	1	1:41.449	21.412	46.354	33.683	255.9	10:30:35.202	10	2	1:45.267	21.095	45.874	38.298	257.1	10:29:45.608
11	1	<del>1:45.046</del>	22.138	47.288	35.620	257.7	10:32:20.248	11	2	<del>1:45.379</del> P	21.035	45.714	38.630	258.3	10:31:30.987
12	1	1:44.231	21.746	47.379	35.106	257.1	10:34:04.479	<b>17</b> Diego Menchaca Mercedes AMG GT3 EVO							
13	1	2:03.210 P	21.640	50.197	51.373	255.9	10:36:07.689	PRO Marcos Siebert			Team Motopark				
Lap	D	Time	Sector 1	Sector 2	Sector 3	T. Spd	Elapsed	Lap	D	Time	Sector 1	Sector 2	Sector 3	T. Spd	Elapsed
1	2	10:10:50.832	10:09:26.514	52.162	32.156	173.6	10:10:50.832	1	2	1:38.297	21.005	45.662	31.630	257.7	10:12:29.129
2	2	1:38.624	21.233	45.591	31.800	258.3	10:11:32.546	3	2	1:38.053	20.835	45.773	31.445	257.1	10:14:07.182
3	2	1:38.173	20.991	45.488	31.694	258.3	10:13:10.719	4	2	1:43.920	20.999	48.947	33.974	259.6	10:15:51.102
4	2	1:38.096	20.970	45.555	31.571	258.9	10:14:48.815	5	2	1:38.422	20.875	45.742	31.805	258.3	10:17:29.524
5	2	1:37.802	20.883	45.164	31.755	259.6	10:16:26.617	6	2	1:52.119 P	20.937	51.233	39.949	258.9	10:19:21.643
6	2	1:51.118 P	20.957	45.583	44.578	260.8	10:18:17.735	7	2	3:03.756 P	1:34.280	49.364	40.112	226.8	10:22:25.399
7	2	8:53.674	7:28.792	48.885	35.997	183.0	10:27:11.409	8	2	7:38.985	6:10.972	48.434	39.579	258.3	10:30:04.384
8	2	1:37.569	20.971	45.231	31.367	258.3	10:28:48.978	9	2	1:37.822	20.809	45.601	31.412	258.9	10:31:42.206
9	2	<del>1:42.403</del>	20.771	45.410	36.222	259.6	10:30:31.381	10	2	1:38.136	20.740	45.941	31.455	259.6	10:33:20.342
10	2	1:40.758	20.989	45.319	34.450	260.2	10:32:12.139	11	2	1:53.598 P	21.087	45.630	46.881	259.6	10:35:13.940
11	2	1:49.077 P	20.908	45.414	42.755	259.6	10:34:01.216	<b>19</b> Marzio Moretti Lamborghini Huracan GT3 EVO							
Lap	D	Time	Sector 1	Sector 2	Sector 3	T. Spd	Elapsed	PRO Artem Petrov			Oregon Team				
1	2	10:08:53.311	10:07:29.319	50.180	33.812	254.1	10:08:53.311	1	2	10:08:53.311	10:07:29.319	50.180	33.812	254.1	10:08:53.311
2	1	10:06:59.411	10:05:34.723	48.084	36.604	238.9	10:06:59.411	2	2	1:39.357	21.030	46.563	31.764	259.6	10:10:32.668
3	1	<del>1:39.549</del>	21.355	46.269	31.925	254.7	10:08:38.960	3	2	1:38.279	20.962	45.547	31.770	258.9	10:12:10.947
4	1	<del>1:39.048</del>	21.221	45.897	31.900	256.5	10:10:17.978	4	2	1:39.318	20.964	45.812	32.542	259.6	10:13:50.265
5	1	<del>1:38.834</del>	21.005	45.953	31.873	257.1	10:11:56.809	5	2	1:42.145	21.968	46.003	34.174	257.7	10:15:32.410
6	1	1:39.741	21.244	45.964	32.533	257.1	10:13:36.550	6	2	1:44.991 P	21.029	45.902	38.060	260.2	10:17:17.401
7	1	1:39.269	21.176	45.938	32.155	256.5	10:15:15.819	7	2	4:13.742	2:53.481	45.995	34.266	258.3	10:21:31.143
8	1	1:39.155	21.174	45.829	32.152	258.3	10:16:54.974	8	2	1:46.952	20.985	45.970	39.997	258.9	10:23:18.095
9	1	1:46.092 P	21.293	46.626	38.173	256.5	10:18:41.066	9	2	1:38.725	21.195	45.666	31.864	257.7	10:24:56.820
10	1	8:36.924	7:13.613	46.386	36.925	254.7	10:27:17.990	10	2	<del>1:38.482</del>	21.125	45.603	31.754	260.2	10:26:35.302
11	1	1:38.896	21.236	45.696	31.964	258.3	10:28:56.886	11	2	1:41.856	21.010	45.781	35.065	259.6	10:28:17.158
12	1	<del>1:39.448</del>	21.138	45.838	32.142	260.2	10:32:14.614	12	2	1:51.947 P	21.202	46.464	44.281	260.8	10:30:09.105
13	1	1:49.708 P	21.022	45.757	42.929	257.7	10:34:04.322								





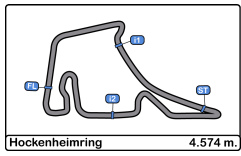


**Hockenheimring**  
**International GT Open**  
**Qualifying - 1 Driver - 1**  
**Lap Analysis**



20							51								
PRO			Dominik Baumann Mercedes AMG GT3 EVO				PRO			Nicola Marinangeli Ferrari 296 GT3					
Mikaeel Pitamber			SPS Automotive Performance				Vincent Abril			Spirit of Race					
Lap	D	Time	Sector 1	Sector 2	Sector 3	T. Spd	Elapsed	Lap	D	Time	Sector 1	Sector 2	Sector 3	T. Spd	Elapsed
1	2	10:08:09.838	10:06:49.953	47.344	32.541	252.3	10:08:09.838	1	1	10:14:06.424	10:12:34.744	54.782	36.898	140.2	10:14:06.424
2	2	<del>1:39.542</del>	21.155	45.980	31.407	255.3	10:09:48.380	2	1	<del>1:38.389</del>	20.922	45.909	31.558	255.3	10:15:44.813
3	2	<b>1:38.028</b>	<b>20.829</b>	45.726	31.473	257.1	10:11:26.408	3	1	<del>1:38.442</del>	<b>20.877</b>	<b>45.788</b>	31.747	258.3	10:17:23.225
4	2	<del>1:39.324</del>	21.203	<b>45.698</b>	31.423	257.1	10:13:04.732	4	1	1:46.538	23.351	49.172	34.015	249.4	10:19:09.763
5	2	1:45.602 P	21.148	45.770	38.684	257.1	10:14:50.334	5	1	<del>1:38.906</del>	21.125	46.123	31.658	255.3	10:20:48.669
6	2	14:49.014	13:20.793	51.863	36.358	253.5	10:29:39.348	6	1	1:52.444 P	21.811	50.995	39.638	257.1	10:22:41.113
7	2	1:38.235	21.164	45.735	<b>31.336</b>	257.1	10:31:17.583	7	1	6:19.538	4:50.329	56.293	32.916	226.4	10:29:00.651
8	2	<del>1:39.067</del>	20.912	45.920	32.235	258.9	10:32:56.650	8	1	<b>1:38.424</b>	21.003	46.021	<b>31.400</b>	256.5	10:30:39.075
9	2	<del>1:38.252</del>	20.964	45.770	31.518	258.9	10:34:34.902	9	1	<del>1:38.546</del>	21.076	45.997	31.473	257.7	10:32:17.621
10	2	3:16.940 P	37.157	1:38.777	1:01.006	80.8	10:37:51.842	10	1	1:57.359	23.097	52.902	41.360	213.4	10:34:14.980
								11	1	2:22.800 P	20.974	58.115	1:03.711	201.1	10:36:37.780
25							54								
PROAM			Alessandro Cozzi Ferrari 296 GT3				PROAM			Yannick Mettler Mercedes AMG GT3 EVO					
Giorgio Sernagiotto			AF Corse				Yannick Mettler			CBRX by SPS					
Lap	D	Time	Sector 1	Sector 2	Sector 3	T. Spd	Elapsed	Lap	D	Time	Sector 1	Sector 2	Sector 3	T. Spd	Elapsed
1	1	10:11:04.866	10:09:41.704	50.488	32.674	254.1	10:11:04.866	1	2	10:07:57.193	10:06:31.949	49.738	35.506	145.9	10:07:57.193
2	1	1:39.707	21.495	46.241	31.971	256.5	10:12:44.573	2	2	1:38.043	21.022	45.536	31.485	254.7	10:09:35.236
3	1	1:39.746	21.384	<b>46.080</b>	32.282	257.1	10:14:24.319	3	2	1:38.321	20.972	45.705	31.644	255.9	10:11:13.557
4	1	<b>1:39.673</b>	21.338	46.204	32.131	258.3	10:16:03.992	4	2	1:45.440 P	21.027	45.554	38.859	255.3	10:12:58.997
5	1	1:49.487 P	21.344	46.412	41.731	256.5	10:17:53.479	5	2	13:53.484	12:30.423	51.304	31.757	253.5	10:26:52.481
6	1	9:40.708	8:18.126	47.603	34.979	256.5	10:27:34.187	6	2	<b>1:37.561</b>	20.838	<b>45.432</b>	<b>31.291</b>	257.1	10:28:30.042
7	1	1:39.746	21.322	46.455	<b>31.969</b>	257.1	10:29:13.933	7	2	<del>1:40.507</del>	<b>20.784</b>	45.719	34.004	256.5	10:30:10.549
8	1	1:42.564	<b>21.190</b>	46.301	35.073	257.1	10:30:56.497	8	2	1:43.129	21.144	45.635	36.350	258.3	10:31:53.678
9	1	1:48.288	26.121	49.395	32.772	255.3	10:32:44.785	9	2	1:38.347	21.061	45.702	31.584	256.5	10:33:32.025
10	1	1:40.150	21.435	46.268	32.447	257.1	10:34:24.935	10	2	2:11.463 P	22.261	48.547	1:00.655	257.1	10:35:43.488
11	1	2:19.915 P	22.792	58.140	58.983	217.3	10:36:44.850								
27							55								
PROAM			Marco Pulcini Ferrari 296 GT3				PROAM			Laurent De Meeus Ferrari 296 GT3					
Eddie Cheever			Spirit of Race				Jamie Stanley			AF Corse					
Lap	D	Time	Sector 1	Sector 2	Sector 3	T. Spd	Elapsed	Lap	D	Time	Sector 1	Sector 2	Sector 3	T. Spd	Elapsed
1	1	10:13:00.090	10:11:31.218	54.975	33.897	185.2	10:13:00.090	1	1	10:08:14.830	10:06:50.946	50.102	33.782	241.6	10:08:14.830
2	1	1:40.378	21.711	46.481	32.186	252.3	10:14:40.468	2	1	<del>1:42.243</del>	21.622	46.985	33.636	255.9	10:09:57.073
3	1	1:39.253	21.295	46.112	31.846	254.7	10:16:19.721	3	1	1:41.593	21.536	47.425	32.632	257.7	10:11:38.666
4	1	1:50.593 P	21.461	46.131	43.001	256.5	10:18:10.314	4	1	<del>1:40.976</del>	21.598	46.953	32.425	255.9	10:13:19.642
5	1	11:46.391	10:24.990	46.954	34.447	250.5	10:29:56.705	5	1	1:40.943	21.604	46.942	32.397	255.3	10:15:00.585
6	1	1:39.073	21.415	45.919	31.739	255.9	10:31:35.778	6	1	1:49.295 P	22.468	47.538	39.289	255.9	10:16:49.880
7	1	<b>1:38.641</b>	21.240	<b>45.903</b>	<b>31.498</b>	257.7	10:33:14.419	7	1	8:13.203	6:53.051	47.404	32.748	254.1	10:25:03.083
8	1	<del>1:55.732</del> P	<b>21.155</b>	46.124	48.453	256.5	10:35:10.151	8	1	1:41.332	21.424	47.295	32.613	256.5	10:26:44.415
								9	1	1:40.890	21.341	47.022	32.527	255.9	10:28:25.305
								10	1	1:40.710	21.428	46.846	32.436	255.3	10:30:06.015
								11	1	<b>1:40.307</b>	<b>21.263</b>	46.804	<b>32.240</b>	257.1	10:31:46.322
								12	1	<del>1:40.845</del>	21.526	<b>46.733</b>	32.556	256.5	10:33:27.137
								13	1	2:12.300 P	22.737	49.331	1:00.232	244.3	10:35:39.437
42															
PRO			Mark Wallenwein Lamborghini Huracan GT3 EVO2												
Maciej Blazek			Leipert Motorsport												
Lap	D	Time	Sector 1	Sector 2	Sector 3	T. Spd	Elapsed								
1	2	10:17:36.720	10:16:07.858	48.067	40.795	252.9	10:17:36.720								
2	2	1:40.173	21.643	46.121	32.409	258.3	10:19:16.893								
3	2	<b>1:39.564</b>	21.453	<b>45.817</b>	<b>32.294</b>	258.3	10:20:56.457								
4	2	<del>1:45.183</del>	21.993	46.236	36.954	259.6	10:22:41.640								
5	2	1:40.226	21.835	46.000	32.391	258.3	10:24:21.866								
6	2	<del>1:39.538</del>	21.342	45.887	32.309	258.3	10:26:01.404								
7	2	1:39.838	<b>21.275</b>	46.187	32.376	259.6	10:27:41.242								
8	2	<del>1:43.424</del>	21.696	46.276	35.149	259.6	10:29:24.363								
9	2	1:48.486 P	21.613	46.019	40.854	258.3	10:31:12.849								





**Hockenheimring**  
**International GT Open**  
**Qualifying - 1 Driver - 1**  
**Lap Analysis**



61

Jean-Claude Saada

Ferrari 296 GT3

66

Stewart Proctor

McLaren 720S GT3

PROAM

Conrad Grunewald

AF Corse

PROAM

Lewis Proctor

Greystone GT

Lap	D	Time	Sector 1	Sector 2	Sector 3	T. Spd	Elapsed	Lap	D	Time	Sector 1	Sector 2	Sector 3	T. Spd	Elapsed
1	1	10:07:45.899	10:06:25.121	47.740	33.038	250.5	10:07:45.899	1	1	10:08:25.490	10:07:03.029	48.290	34.171	251.7	10:08:25.490
2	1	1:41.042	21.675	46.534	32.833	255.9	10:09:26.941	2	1	1:41.160	21.715	46.464	32.981	255.9	10:10:06.650
3	1	1:40.714	21.656	46.378	32.680	256.5	10:11:07.655	3	1	1:41.028	21.570	46.554	32.904	257.1	10:11:47.678
4	1	1:40.744	21.666	46.199	32.879	256.5	10:12:48.399	4	1	1:40.630	21.773	46.130	32.727	258.9	10:13:28.308
5	1	1:40.037	21.438	46.141	32.458	256.5	10:14:28.436	5	1	1:40.216	21.663	46.016	32.537	257.1	10:15:08.524
6	1	1:40.637	21.524	46.303	32.810	257.7	10:16:09.073	6	1	1:40.103	21.408	46.001	32.694	257.7	10:16:48.627
7	1	1:47.164 P	21.304	46.627	39.233	258.9	10:17:56.237	7	1	1:47.553 P	21.494	46.900	39.159	257.7	10:18:36.180
8	1	9:06.036	7:41.629	49.948	34.459	251.7	10:27:02.273	8	1	5:43.241	4:22.966	47.053	33.222	257.1	10:24:19.421
9	1	1:39.916	21.661	45.985	32.270	257.7	10:28:42.189	9	1	1:47.867	22.840	51.568	33.459	215.1	10:26:07.288
10	1	1:39.915	21.327	46.186	32.402	257.7	10:30:22.104	10	1	1:40.557	21.581	46.216	32.760	260.2	10:27:47.845
11	1	1:39.512	21.373	45.936	32.203	258.9	10:32:01.616	11	1	1:40.126	21.460	45.995	32.671	258.9	10:29:27.971
12	1	1:39.554	21.363	45.948	32.243	257.7	10:33:41.170	12	1	1:40.469	21.633	46.023	32.813	258.9	10:31:08.440
13	1	2:21.364 P	21.274	53.411	1:06.679	258.3	10:36:02.534	13	1	1:40.629	21.627	46.418	32.584	258.3	10:32:49.069

63

Rolf Ineichen

Lamborghini Huracan GT3 EVO2

PRO

Leonardo Pulcini

Oregon Team

Lap	D	Time	Sector 1	Sector 2	Sector 3	T. Spd	Elapsed
1	1	10:12:43.885	10:11:22.914	47.856	33.115	254.1	10:12:43.885
2	1	1:38.549	21.395	45.449	31.675	258.3	10:14:22.404
3	1	1:39.817	21.369	46.617	31.831	257.7	10:16:02.221
4	1	1:38.295	20.826	45.733	31.736	258.9	10:17:40.516
5	1	1:41.881	20.944	46.640	34.297	260.2	10:19:22.397
6	1	1:45.681 P	21.116	45.724	38.841	260.2	10:21:08.078
7	1	5:32.951	4:14.533	46.692	31.726	257.1	10:26:41.029
8	1	1:37.800	20.834	45.403	31.563	259.6	10:28:18.829
9	1	1:49.104	21.203	47.865	40.036	260.8	10:30:07.933
10	1	1:47.892 P	21.115	45.677	41.100	261.5	10:31:55.825

65

Heiko Neumann

Mercedes AMG GT3 EVO

AM

Timo Rumpfkeil

Team Motopark

Lap	D	Time	Sector 1	Sector 2	Sector 3	T. Spd	Elapsed
1	2	10:11:45.485	10:10:20.846	50.879	33.760	237.8	10:11:45.485
2	2	1:39.287	21.239	46.170	31.878	254.1	10:13:24.772
3	2	1:57.417	21.534	57.994	37.889	158.1	10:15:22.189
4	2	1:39.558	21.531	46.137	31.890	254.7	10:17:01.747
5	2	1:46.056	21.750	51.556	32.750	176.4	10:18:47.803
6	2	1:40.502	21.984	46.338	32.180	255.9	10:20:28.305
7	2	1:45.078 P	21.345	46.191	37.542	257.7	10:22:13.383
8	2	5:09.373	3:47.729	49.001	32.643	253.5	10:27:22.756
9	2	1:38.996	21.205	45.910	31.881	256.5	10:29:01.752
10	2	1:43.759	21.258	48.364	34.137	235.8	10:30:45.511
11	2	1:38.783	21.131	45.818	31.834	255.3	10:32:24.294
12	2	1:42.074	21.382	46.309	34.383	256.5	10:34:06.368
13	2	2:22.615 P	21.306	57.036	1:04.273	255.3	10:36:28.983

69

Michael Blanchemain

Mercedes AMG GT3 EVO

PROAM

Vladislav Lomko

Scuderia Villorba Corse

Lap	D	Time	Sector 1	Sector 2	Sector 3	T. Spd	Elapsed
1	1	10:07:02.240	10:05:36.236	51.442	34.562	216.0	10:07:02.240
2	1	1:46.489	22.769	48.106	35.614	251.1	10:08:48.729
3	1	1:52.608 P	22.598	47.761	42.249	253.5	10:10:41.337
4	1	3:00.528	1:40.126	47.183	33.219	252.9	10:13:41.865
5	1	1:45.761	22.213	48.791	34.757	227.3	10:15:27.626
6	1	1:46.913	22.876	47.419	36.618	251.7	10:17:14.539
7	1	2:08.336	21.899	46.832	59.605	254.7	10:19:22.875
8	1	1:45.158	23.301	48.008	33.849	254.7	10:21:08.033
9	1	1:41.021	21.788	46.468	32.765	254.7	10:22:49.054
10	1	1:51.960 P	22.645	47.834	41.481	255.3	10:24:41.014
11	1	2:47.933	1:26.494	46.824	34.615	254.7	10:27:28.947
12	1	1:39.886	21.649	45.991	32.246	257.1	10:29:08.833
13	1	2:00.478	21.568	46.234	52.676	255.3	10:31:09.311
14	1	1:48.225	23.034	49.223	35.968	256.5	10:32:57.536
15	1	5:07.845 P	21.703	46.377	3:59.765	257.1	10:38:05.381

75

Filip Salaquarda

Audi R8 LMS GT3 Evo II

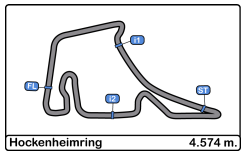
PROAM

Libor Milota

ISR Racing

Lap	D	Time	Sector 1	Sector 2	Sector 3	T. Spd	Elapsed
1	1	10:15:43.236	10:14:23.930	47.037	32.269	252.9	10:15:43.236
2	1	1:39.354	21.257	46.057	32.040	257.7	10:17:22.590
3	1	1:48.730 P	21.406	47.035	40.289	259.6	10:19:11.320
4	1	9:26.452	8:05.438	48.864	32.150	208.4	10:28:37.772
5	1	1:38.213	20.998	45.742	31.473	258.3	10:30:15.985
6	1	1:38.235	20.987	45.570	31.678	260.2	10:31:54.220
7	1	1:43.827	24.043	46.951	32.833	257.1	10:33:38.047
8	1	2:19.796 P	21.363	55.721	1:02.712	260.2	10:35:57.843





**Hockenheimring**  
**International GT Open**  
**Qualifying - 1 Driver - 1**  
**Lap Analysis**



88

Gino Forgione

Ferrari 296 GT3 **777**

Marcin Jedlinski

Audi R8 LMS GT3 Evo II

PROAM

Michele Rugolo

Spirit of Race

PROAM

Karol Basz

Olimp Racing

Lap	D	Time	Sector 1	Sector 2	Sector 3	T. Spd	Elapsed	Lap	D	Time	Sector 1	Sector 2	Sector 3	T. Spd	Elapsed
1	2	10:08:11.528	10:06:49.219	49.680	32.629	248.2	10:08:11.528	1	1	10:07:36.931	10:06:15.089	48.371	33.471	251.1	10:07:36.931
2	2	1:52.690	22.326	55.566	34.798	208.4	10:10:04.218	2	1	1:41.181	21.849	46.404	32.928	258.3	10:09:18.112
3	2	1:38.541	21.040	46.050	31.451	257.1	10:11:42.759	3	1	1:41.169	21.756	46.428	32.985	260.2	10:10:59.281
4	2	1:38.080	20.844	45.689	31.547	256.5	10:13:20.839	4	1	1:41.110	21.596	46.803	32.711	259.6	10:12:40.391
5	2	1:53.626	23.036	53.661	36.929	200.7	10:15:14.465	5	1	1:40.782	21.639	46.542	32.601	260.2	10:14:21.173
6	2	1:38.350	21.033	45.778	31.539	256.5	10:16:52.815	6	1	1:46.567	22.123	50.535	33.909	250.5	10:16:07.740
7	2	1:45.865 P	21.018	45.937	38.910	256.5	10:18:38.680	7	1	1:40.535	21.841	46.132	32.562	260.8	10:17:48.275
8	2	8:22.140	6:58.946	49.595	33.599	250.5	10:27:00.820	8	1	1:50.148	21.847	46.419	50.882	260.2	10:19:47.423
9	2	1:37.789	20.737	45.690	31.362	257.7	10:28:38.609	9	1	1:41.186	22.143	46.350	32.693	258.9	10:21:28.609
10	2	1:42.171	21.165	48.165	32.841	254.1	10:30:20.780	10	1	1:40.580 P	21.681	46.362	41.537	260.2	10:23:18.189
11	2	1:43.853	21.027	47.409	35.417	257.7	10:32:04.633	11	1	3:48.216	2:21.648	50.857	35.711	228.8	10:27:06.405
12	2	1:53.399 P	21.035	49.894	42.470	228.8	10:33:58.032	12	1	1:39.918	21.475	46.075	32.368	260.8	10:28:46.323

95

Thomas Ikin

Mercedes AMG GT3 EVO

PROAM

Thomas Ikin

Team Motopark

Lap	D	Time	Sector 1	Sector 2	Sector 3	T. Spd	Elapsed	Lap	D	Time	Sector 1	Sector 2	Sector 3	T. Spd	Elapsed
1	1	10:12:31.796	10:11:05.374	50.221	36.201	246.5	10:12:31.796	13	1	1:39.523	21.335	46.012	32.176	260.2	10:30:25.846
2	1	1:40.612	21.812	46.580	32.220	253.5	10:14:12.408	14	1	1:39.537	21.170	45.916	32.451	261.5	10:32:05.383
3	1	1:41.406	22.318	46.195	32.893	255.9	10:15:53.814	15	1	1:50.944	21.612	54.162	35.170	243.7	10:33:56.327
4	1	1:39.971	21.453	46.222	32.296	255.9	10:17:33.785	16	1	2:08.784 P	21.255	50.786	56.743	259.6	10:36:05.111

786

Kiki Sak Nana

Mercedes AMG GT3 EVO

AM

Adam Osieka

GetSpeed

Lap	D	Time	Sector 1	Sector 2	Sector 3	T. Spd	Elapsed	Lap	D	Time	Sector 1	Sector 2	Sector 3	T. Spd	Elapsed
1	1	10:07:06.430	10:05:39.566	51.627	35.237	252.9	10:07:06.430	1	1	10:07:06.430	10:05:39.566	51.627	35.237	252.9	10:07:06.430
2	1	1:41.308	21.968	46.738	32.602	254.1	10:08:47.738	2	1	1:41.308	21.968	46.738	32.602	254.1	10:08:47.738
3	1	1:41.115	22.028	46.295	32.792	254.1	10:10:28.853	3	1	1:41.115	22.028	46.295	32.792	254.1	10:10:28.853
4	1	1:40.663	21.868	46.341	32.454	255.3	10:12:09.516	4	1	1:40.663	21.868	46.341	32.454	255.3	10:12:09.516
5	1	1:40.425	21.575	46.337	32.513	255.3	10:13:49.941	5	1	1:40.425	21.575	46.337	32.513	255.3	10:13:49.941
6	1	1:49.812 P	23.154	46.676	39.982	256.5	10:15:39.753	6	1	1:49.812 P	23.154	46.676	39.982	256.5	10:15:39.753
7	1	9:12.095	7:52.770	46.572	32.753	254.1	10:24:51.848	7	1	9:12.095	7:52.770	46.572	32.753	254.1	10:24:51.848
8	1	1:40.629	21.334	46.679	32.616	254.7	10:26:32.477	8	1	1:40.629	21.334	46.679	32.616	254.7	10:26:32.477
9	1	1:40.286	21.529	46.174	32.583	255.9	10:28:12.763	9	1	1:40.286	21.529	46.174	32.583	255.9	10:28:12.763
10	1	1:40.197	21.509	46.276	32.412	255.9	10:29:52.960	10	1	1:40.197	21.509	46.276	32.412	255.9	10:29:52.960
11	1	1:40.253	21.392	46.506	32.355	255.9	10:31:33.213	11	1	1:40.253	21.392	46.506	32.355	255.9	10:31:33.213
12	1	1:53.344 P	22.204	50.564	40.576	203.0	10:33:26.557	12	1	1:53.344 P	22.204	50.564	40.576	203.0	10:33:26.557

96

Lukas Dunner

Mercedes AMG GT3 EVO

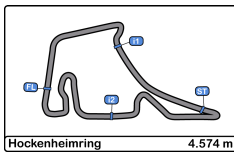
PRO

Charles Bateman

Team Motopark

Lap	D	Time	Sector 1	Sector 2	Sector 3	T. Spd	Elapsed	Lap	D	Time	Sector 1	Sector 2	Sector 3	T. Spd	Elapsed
1	1	10:10:55.059	10:09:31.449	50.353	33.257	211.7	10:10:55.059	1	1	10:10:55.059	10:09:31.449	50.353	33.257	211.7	10:10:55.059
2	1	1:39.659	21.349	46.309	32.001	252.3	10:12:34.718	2	1	1:39.659	21.349	46.309	32.001	252.3	10:12:34.718
3	1	1:38.093	20.879	45.758	31.456	255.3	10:14:12.811	3	1	1:38.093	20.879	45.758	31.456	255.3	10:14:12.811
4	1	1:40.139	21.191	45.671	33.277	254.7	10:15:52.950	4	1	1:40.139	21.191	45.671	33.277	254.7	10:15:52.950
5	1	1:38.576	20.933	46.013	31.630	254.1	10:17:31.526	5	1	1:38.576	20.933	46.013	31.630	254.1	10:17:31.526
6	1	1:48.424 P	21.045	46.706	40.673	255.9	10:19:19.950	6	1	1:48.424 P	21.045	46.706	40.673	255.9	10:19:19.950
7	1	12:01.206	10:41.815	47.377	32.014	228.8	10:31:21.156	7	1	12:01.206	10:41.815	47.377	32.014	228.8	10:31:21.156
8	1	1:38.135	21.002	45.623	31.510	255.9	10:32:59.291	8	1	1:38.135	21.002	45.623	31.510	255.9	10:32:59.291
9	1	1:38.418	20.898	45.658	31.862	257.1	10:34:37.709	9	1	1:38.418	20.898	45.658	31.862	257.1	10:34:37.709
10	1	3:20.332 P	38.105	1:40.281	1:01.946	79.2	10:37:58.041	10	1	3:20.332 P	38.105	1:40.281	1:01.946	79.2	10:37:58.041



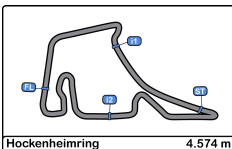


**Hockenheimring**  
**International GT Open**  
**Qualifying - 1 Driver - 1**  
**Best Sectors Results**



Sector - 1			Sector - 2			Sector - 3			Ideal Lap vs Best Lap		
Clas	B. Driver	Time	B. Driver	Time	B. Driver	Time	Clas	B. Driver	Ideal Lap	Best Lap	Clas
1	10 Jordan Pepper	20.554	12 Alex Fontana	45.164	9 Fabian Schiller	30.947	1	9 Fabian Schiller	1:36.899	1:37.111	1
2	88 Michele Rugolo	20.737	9 Fabian Schiller	45.208	54 Yannick Mettler	31.291	2	12 Alex Fontana	1:37.302	1:37.569	3
3	17 Marcos Siebert	20.740	10 Jordan Pepper	45.365	16 Allam Khodair	31.321	3	10 Jordan Pepper	1:37.316	1:37.733	4
4	9 Fabian Schiller	20.744	63 Rolf Ineichen	45.403	20 Mikael Pitamber	31.336	4	54 Yannick Mettler	1:37.507	1:37.561	2
5	12 Alex Fontana	20.771	54 Yannick Mettler	45.432	88 Michele Rugolo	31.362	5	17 Marcos Siebert	1:37.753	1:37.822	7
6	54 Yannick Mettler	20.784	19 Artem Petrov	45.547	12 Alex Fontana	31.367	6	16 Allam Khodair	1:37.782	1:37.949	8
7	16 Allam Khodair	20.794	1 Simon Reicher	45.565	6 Aaron Walker	31.389	7	88 Michele Rugolo	1:37.788	1:37.789	5
8	63 Rolf Ineichen	20.826	75 Filip Salaquarda	45.570	10 Jordan Pepper	31.397	8	63 Rolf Ineichen	1:37.792	1:37.800	6
9	20 Mikael Pitamber	20.829	17 Marcos Siebert	45.601	51 Nicola Marinangeli	31.400	9	20 Mikael Pitamber	1:37.863	1:38.028	9
10	51 Nicola Marinangeli	20.877	96 Lukas Dunner	45.623	17 Marcos Siebert	31.412	10	96 Lukas Dunner	1:37.958	1:38.135	10
11	96 Lukas Dunner	20.879	16 Allam Khodair	45.667	96 Lukas Dunner	31.456	11	75 Filip Salaquarda	1:38.030	1:38.213	12
12	5 Krystian Korzeniowski	20.919	15 Õ•œÄÖ¹•d4{	45.669	75 Filip Salaquarda	31.473	12	51 Nicola Marinangeli	1:38.065	1:38.424	15
13	19 Artem Petrov	20.962	88 Michele Rugolo	45.689	27 Marco Pulcini	31.498	13	6 Aaron Walker	1:38.174	1:38.218	13
14	75 Filip Salaquarda	20.987	20 Mikael Pitamber	45.698	5 Krystian Korzeniowski	31.509	14	1 Simon Reicher	1:38.185	1:38.185	11
15	1 Simon Reicher	20.990	8 Giuseppe Cipriani	45.714	63 Rolf Ineichen	31.563	15	19 Artem Petrov	1:38.263	1:38.279	14
16	15 Õ•œÄÖ¹•d4{	21.005	6 Aaron Walker	45.763	1 Simon Reicher	31.630	16	5 Krystian Korzeniowski	1:38.372	1:46.039	31
17	6 Aaron Walker	21.022	51 Nicola Marinangeli	45.788	19 Artem Petrov	31.754	17	15 Õ•œÄÖ¹•d4{	1:38.547	1:38.610	16
18	65 Timo Rumpfkeil	21.131	42 Maciej Blazek	45.817	65 Timo Rumpfkeil	31.834	18	27 Marco Pulcini	1:38.556	1:38.641	17
19	27 Marco Pulcini	21.155	65 Timo Rumpfkeil	45.818	8 Giuseppe Cipriani	31.864	19	65 Timo Rumpfkeil	1:38.783	1:38.783	18
20	777 Marcin Jedlinski	21.170	7 Bashar Mardini	45.868	15 Õ•œÄÖ¹•d4{	31.873	20	8 Giuseppe Cipriani	1:38.785	1:39.415	20
21	25 Alessandro Cozzi	21.190	27 Marco Pulcini	45.903	7 Bashar Mardini	31.923	21	7 Bashar Mardini	1:39.140	1:39.228	19
22	8 Giuseppe Cipriani	21.207	777 Marcin Jedlinski	45.916	25 Alessandro Cozzi	31.969	22	25 Alessandro Cozzi	1:39.239	1:39.673	25
23	55 Laurent De Meeus	21.263	61 Jean-Claude Saada	45.936	11 Ernst Kirchmayr	32.044	23	777 Marcin Jedlinski	1:39.262	1:39.523	23
24	61 Jean-Claude Saada	21.274	5 Krystian Korzeniowski	45.944	777 Marcin Jedlinski	32.176	24	42 Maciej Blazek	1:39.386	1:39.564	24
25	42 Maciej Blazek	21.275	66 Stewart Proctor	45.967	61 Jean-Claude Saada	32.203	25	61 Jean-Claude Saada	1:39.413	1:39.512	22
26	11 Ernst Kirchmayr	21.308	69 Michael Blanchemain	45.991	95 T [ !ç) ÄÜd4{ •çà	32.220	26	11 Ernst Kirchmayr	1:39.421	1:39.496	21
27	786 Kiki Sak Nana	21.334	11 Ernst Kirchmayr	46.069	55 Laurent De Meeus	32.240	27	69 Michael Blanchemain	1:39.805	1:39.886	26
28	7 Bashar Mardini	21.349	25 Alessandro Cozzi	46.080	69 Michael Blanchemain	32.246	28	95 T [ !ç) ÄÜd4{ •çà	1:39.824	1:39.971	27
29	66 Stewart Proctor	21.408	786 Kiki Sak Nana	46.174	42 Maciej Blazek	32.294	29	786 Kiki Sak Nana	1:39.863	1:40.197	29
30	95 T [ !ç) ÄÜd4{ •çà	21.415	95 T [ !ç) ÄÜd4{ •çà	46.189	786 Kiki Sak Nana	32.355	30	66 Stewart Proctor	1:39.912	1:40.103	28
31	69 Michael Blanchemain	21.568	55 Laurent De Meeus	46.733	66 Stewart Proctor	32.537	31	55 Laurent De Meeus	1:40.236	1:40.307	30



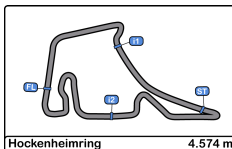


**Hockenheimring**  
**International GT Open**  
**Qualifying - 1 Driver - 1**  
**Best 5 Lap Times**



Cl	B	Entrant/Team	Nat	Driver 1	Nat	Driver 2	Nat	Vehicle	Cat	Cl	Best 1		Best 2		Best 3		Best 4		Best 5	
											Time	Lap	Time	Lap	Time	Lap	Time	Lap	Time	Lap
1	9	GetSpeed	DEU	Anthony Bartone	USA	Fabian Schiller	DEU	Mercedes AMG GT3 EVO	PRO	1	1:37.111	2	1:39.483	4	1:40.511	6	1:40.599	5	1:42.134	3
2	54	CBRX by SPS	DEU	Ö^ø&!Ä>  ^!	CHE	Yannick Mettler	CHE	Mercedes AMG GT3 EVO	PROAM	1	1:37.561	6	1:38.043	2	1:38.321	3	1:38.347	9	1:43.129	8
3	12	Car Collection Motorsport	DEU	Hash	USA	Alex Fontana	CHE	Porsche 911 GT3 R (992)	PROAM	2	1:37.569	8	1:37.802	5	1:38.096	4	1:38.173	3	1:38.624	2
4	10	Oregon Team	ITA	Alessio Deledda	ITA	Jordan Pepper	ZAF	Lamborghini Huracan GT3 EVO2	PRO	2	1:37.733	7	1:37.777	2	1:44.374	3	11:52.80	5		
5	88	Spirit of Race	CHE	Gino Forgione	CHE	Michele Rugolo	ITA	Ferrari 296 GT3	PROAM	3	1:37.789	9	1:38.080	4	1:38.350	6	1:38.541	3	1:42.171	10
6	63	Oregon Team	ITA	Rolf Ineichen	CHE	Leonardo Pulcini	ITA	Lamborghini Huracan GT3 EVO2	PRO	3	1:37.800	8	1:39.817	3	1:41.881	5	1:45.681	6	1:47.892	10
7	17	Team Motopark	DEU	Diego Menchaca	MEX	Marcos Siebert	ARG	Mercedes AMG GT3 EVO	PRO	4	1:37.822	9	1:38.053	3	1:38.136	10	1:38.297	2	1:38.422	5
8	16	AF Corse	ITA	Marcelo Hahn	BRA	Allam Khodair	BRA	Ferrari 296 GT3	PROAM	4	1:37.949	8	1:38.423	2	1:38.595	5	1:42.619	9	1:45.267	10
9	20	SPS Automotive Performance	DEU	Dominik Baumann	AUT	Mikael Pitamber	ZAF	Mercedes AMG GT3 EVO	PRO	5	1:38.028	3	1:38.235	7	1:45.602	5	14:49.01	6		
10	96	Team Motopark	DEU	Lukas Dunner	AUT	Charles Bateman	GBR	Mercedes AMG GT3 EVO	PRO	6	1:38.135	8	1:38.576	5	1:39.659	2	1:40.139	4	12:01.20	7
11	1	Eastalent Racing	AUT	Simon Reicher	AUT	Christopher Haase	DEU	Audi R8 LMS GT3 Evo II	PRO	7	1:38.185	8	1:38.595	4	1:38.735	2	1:38.943	10	1:39.289	3
12	75	ISR Racing	CZE	Filip Salaquarda	CZE	Libor Milota	CZE	Audi R8 LMS GT3 Evo II	PROAM	5	1:38.213	5	1:38.235	6	1:39.354	2	1:43.827	7	1:48.730	3
13	6	GetSpeed	DEU	Valentin Pierburg	DEU	Aaron Walker	GBR	Mercedes AMG GT3 EVO	PROAM	6	1:38.218	8	1:38.596	10	1:38.625	2	1:42.062	9	1:42.586	4
14	19	Oregon Team	ITA	Marzio Moretti	ITA	Artem Petrov	ISR	Lamborghini Huracan GT3 EVO2	PRO	8	1:38.279	3	1:38.725	9	1:39.318	4	1:39.357	2	1:41.856	11
15	51	Spirit of Race	CHE	Nicola Marinangeli	ITA	Vincent Abril	FRA	Ferrari 296 GT3	PRO	9	1:38.424	8	1:46.538	4	1:52.444	6	1:57.359	10	6:19.538	7
16	15	Car Collection Motorsport	DEU	: i gHj '6 Yfj gH" a	SWE	Nico Menzel	DEU	Porsche 911 GT3 R (992)	PRO	10	1:38.610	11	1:38.896	10	1:39.155	7	1:39.269	6	1:39.741	5
17	27	Spirit of Race	CHE	Marco Pulcini	ITA	Eddie Cheever	DEU	Ferrari 296 GT3	PROAM	7	1:38.641	7	1:39.073	6	1:39.253	3	1:40.378	2	1:50.593	4
18	65	Team Motopark	DEU	Heiko Neumann	DEU	Timo Rumpfkeil	DEU	Mercedes AMG GT3 EVO	AM	1	1:38.783	11	1:38.996	9	1:39.558	4	1:40.502	6	1:42.074	12
19	7	Car Collection Motorsport	DEU	Bashar Mardini	CAN			Porsche 911 GT3 R (992)	PROAM	8	1:39.228	7	1:39.353	3	1:39.557	8	1:39.891	2	1:42.667	4
20	8	Il Barone Rampante	ITA	Giuseppe Cipriani	ITA			Lamborghini Huracan GT3 EVO	AM	2	1:39.415	9	1:39.421	8	1:39.602	7	1:39.691	13	1:39.724	3
21	11	racing one	DEU	Ernst Kirchmayr	AUT	Luca Ludwig	DEU	Ferrari 296 GT3	PROAM	9	1:39.496	4	1:39.719	6	1:40.067	2	1:41.449	10	1:41.720	9
22	61	AF Corse	ITA	Jean-Claude Saada	USA	Conrad Grunewald	USA	Ferrari 296 GT3	PROAM	10	1:39.512	11	1:39.554	12	1:39.915	10	1:39.916	9	1:40.037	5
23	777	Olimp Racing	POL	Marcin Jedlinski	POL	Karol Basz	POL	Audi R8 LMS GT3 Evo II	PROAM	11	1:39.523	13	1:39.537	14	1:39.918	12	1:40.782	5	1:41.110	4
24	42	Leipert Motorsport	DEU	Mark Wallenwein	DEU	Maciej Blazek	POL	Lamborghini Huracan GT3 EVO2	PRO	11	1:39.564	3	1:39.838	7	1:40.173	2	1:40.226	5	1:48.486	9
25	25	AF Corse	ITA	Alessandro Cozzi	MDA	Giorgio Sernagiotto	ITA	Ferrari 296 GT3	PROAM	12	1:39.673	4	1:39.707	2	1:39.746	3	1:39.746	7	1:40.150	10
26	69	Scuderia Villorba Corse	ITA	Michael Blanchemain	FRA	Vladislav Lomko	IND	Mercedes AMG GT3 EVO	PROAM	13	1:39.886	12	1:41.021	9	1:45.158	8	1:45.761	5	1:46.913	6
27	95	Team Motopark	DEU	AcfHyb Gh" a ghX	DNK	Thomas Ikin	GBR	Mercedes AMG GT3 EVO	PROAM	14	1:39.971	4	1:40.083	8	1:40.236	6	1:40.466	5	1:40.612	2
28	66	Greystone GT	GBR	Stewart Proctor	GBR	Lewis Proctor	GBR	McLaren 720S GT3	PROAM	15	1:40.103	6	1:40.126	11	1:40.216	5	1:40.469	12	1:40.557	10
29	786	GetSpeed	DEU	Kiki Sak Nana	FRA	Adam Osieka	DEU	Mercedes AMG GT3 EVO	AM	3	1:40.197	10	1:40.253	11	1:40.286	9	1:40.425	5	1:40.629	8
30	55	AF Corse	ITA	Laurent De Meeus	BEL	Jamie Stanley	GBR	Ferrari 296 GT3	PROAM	16	1:40.307	11	1:40.710	10	1:40.890	9	1:40.943	5	1:41.332	8
31	5	Olimp Racing	POL	Stanislaw Jedlinski	POL	Krystian Korzeniowski	POL	Ferrari 296 GT3	AM	4	1:46.039	3	1:51.897	12	4:18.774	6				



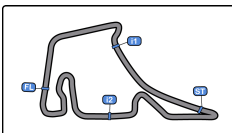


**Hockenheimring**  
**International GT Open**  
**Qualifying - 1 Driver - 1**  
**Best 5 Top Speeds**



Cl	B.	Entrant/Team	Nat	Driver 1	Nat	Driver 2	Nat	Vehicle	Cat	Cl	Top 1		Top 2		Top 3		Top 4		Top 5		Avg
											Km/h	Lap	Km/h	Lap	Km/h	Lap	Km/h	Lap	Km/h	Lap	
1	10	Oregon Team	ITA	Alessio Deledda	ITA	Jordan Pepper	ZAF	Lamborghini Huracan GT3 EVO2	PRO	1	263.4	8	262.7	3	261.5	9	260.8	7	260.2	2	261.7
2	1	Eastalent Racing	AUT	Simon Reicher	AUT	Christopher Haase	DEU	Audi R8 LMS GT3 Evo II	PRO	2	261.5	9	260.8	5	260.2	10	259.6	2	259.6	3	260.3
3	63	Oregon Team	ITA	Rolf Ineichen	CHE	Leonardo Pulcini	ITA	Lamborghini Huracan GT3 EVO2	PRO	3	261.5	10	260.8	9	260.2	5	260.2	6	259.6	8	260.4
4	777	Olimp Racing	POL	Marcin Jedliński	POL	Karol Basz	POL	Audi R8 LMS GT3 Evo II	PROAM	1	261.5	14	260.8	7	260.8	12	260.2	3	260.2	5	260.7
5	12	Car Collection Motorsport	DEU	Hash	USA	Alex Fontana	CHE	Porsche 911 GT3 R (992)	PROAM	2	260.8	6	260.2	10	259.6	5	259.6	9	259.6	11	259.9
6	19	Oregon Team	ITA	Marzio Moretti	ITA	Artem Petrov	ISR	Lamborghini Huracan GT3 EVO2	PRO	4	260.8	12	260.2	6	260.2	10	259.6	2	259.6	4	260.1
7	15	Car Collection Motorsport	DEU	Stefan Müller	SWE	Nico Menzel	DEU	Porsche 911 GT3 R (992)	PRO	5	260.2	12	259.6	11	258.3	7	258.3	10	257.7	13	258.8
8	66	Greystone GT	GBR	Stewart Proctor	GBR	Lewis Proctor	GBR	McLaren 720S GT3	PROAM	3	260.2	10	258.9	4	258.9	11	258.9	12	258.9	14	259.2
9	75	ISR Racing	CZE	Filip Salaquarda	CZE	Libor Milota	CZE	Audi R8 LMS GT3 Evo II	PROAM	4	260.2	6	260.2	8	259.6	3	258.3	5	257.7	2	259.2
10	17	Team Motopark	DEU	Diego Menchaca	MEX	Marcos Siebert	MEX	Mercedes AMG GT3 EVO	PRO	6	259.6	4	259.6	10	259.6	11	258.9	6	258.9	9	259.3
11	42	Leipert Motorsport	DEU	Mark Wallenwein	DEU	Maciej Blazek	POL	Lamborghini Huracan GT3 EVO2	PRO	7	259.6	4	259.6	7	259.6	8	258.3	2	258.3	3	259.1
12	5	Olimp Racing	POL	Stanislaw Jedliński	POL	Krzysztof Korzeniowski	POL	Ferrari 296 GT3	AM	1	258.9	3	258.3	9	257.7	10	256.5	2	256.5	11	257.6
13	11	racing one	DEU	Ernst Kirchmayr	AUT	Luca Ludwig	DEU	Ferrari 296 GT3	PROAM	5	258.9	4	258.9	6	257.7	11	257.1	2	257.1	12	258.0
14	20	SPS Automotive Performance	DEU	Dominik Baumann	AUT	Mikael Pitamber	ZAF	Mercedes AMG GT3 EVO	PRO	8	258.9	8	258.9	9	257.1	3	257.1	4	257.1	5	257.8
15	61	AF Corse	ITA	Jean-Claude Saada	USA	Conrad Grunewald	USA	Ferrari 296 GT3	PROAM	6	258.9	7	258.9	11	258.3	13	257.7	6	257.7	9	258.3
16	9	GetSpeed	ITA	Anthony Bartone	USA	Fabian Schiller	DEU	Mercedes AMG GT3 EVO	PRO	9	258.3	4	257.7	2	257.7	3	257.7	5	257.7	7	257.8
17	16	AF Corse	ITA	Marcelo Hahn	BRA	Allam Khodair	BRA	Ferrari 296 GT3	PROAM	7	258.3	6	258.3	11	257.7	9	257.1	2	257.1	4	257.7
18	25	AF Corse	ITA	Alessandro Cozzi	MCO	Giorgio Sernagiotto	ITA	Ferrari 296 GT3	PROAM	8	258.3	4	257.1	3	257.1	7	257.1	8	257.1	10	257.3
19	51	Spirit of Race	CHE	Nicola Marinangeli	ITA	Vincent Abril	FRA	Ferrari 296 GT3	PRO	10	258.3	3	257.7	9	257.1	6	256.5	8	255.3	2	257.0
20	54	CBRX by SPS	DEU	Yannick Mettler	CHE	Yannick Mettler	CHE	Mercedes AMG GT3 EVO	PROAM	9	258.3	8	257.1	6	257.1	10	256.5	7	256.5	9	257.1
21	8	Il Barone Rampante	ITA	Giuseppe Cipriani	ITA	Giuseppe Cipriani	ITA	Lamborghini Huracan GT3 EVO	AM	2	257.7	3	257.1	10	257.1	11	256.5	4	255.9	5	256.8
22	27	Spirit of Race	CHE	Marco Pulcini	ITA	Eddie Cheever	ITA	Ferrari 296 GT3	PROAM	10	257.7	7	256.5	4	256.5	8	255.9	6	254.7	3	256.2
23	55	AF Corse	ITA	Laurent De Meeus	BEL	Jamie Stanley	GBR	Ferrari 296 GT3	PROAM	11	257.7	3	257.1	11	256.5	8	256.5	12	255.9	2	256.7
24	65	Team Motopark	DEU	Heiko Neumann	DEU	Timo Rumpfkeil	DEU	Mercedes AMG GT3 EVO	AM	3	257.7	7	256.5	9	256.5	12	255.9	6	255.3	11	256.4
25	88	Spirit of Race	CHE	Gino Forgione	CHE	Michele Rugolo	ITA	Ferrari 296 GT3	PROAM	12	257.7	9	257.7	11	257.1	3	256.5	4	256.5	6	257.1
26	6	GetSpeed	DEU	Valentin Pierburg	DEU	Aaron Walker	GBR	Mercedes AMG GT3 EVO	PROAM	13	257.1	8	257.1	9	257.1	10	257.1	11	255.3	5	256.7
27	69	Scuderia Villorba Corse	ITA	Michael Blanchemain	FRA	Vladislav Lomko	RUS	Mercedes AMG GT3 EVO	PROAM	14	257.1	12	257.1	15	256.5	14	255.3	10	255.3	13	256.2
28	96	Team Motopark	DEU	Lukas Dunner	AUT	Charles Bateman	GBR	Mercedes AMG GT3 EVO	PRO	11	257.1	9	255.9	6	255.9	8	255.3	3	254.7	4	255.8
29	7	Car Collection Motorsport	DEU	Bashar Mardini	CAN	Bashar Mardini	CAN	Porsche 911 GT3 R (992)	PROAM	15	256.5	9	255.9	4	255.9	7	255.3	3	254.7	6	255.6
30	95	Team Motopark	DEU	Thomas Ikin	GBR	Thomas Ikin	GBR	Mercedes AMG GT3 EVO	PROAM	16	256.5	5	255.9	3	255.9	4	255.9	8	255.3	7	255.9
31	786	GetSpeed	DEU	Kiki Sak Nana	ITA	Adam Osieka	DEU	Mercedes AMG GT3 EVO	AM	4	256.5	6	255.9	9	255.9	10	255.9	11	255.3	4	255.9





**Hockenheimring**  
**International GT Open**  
**Qualifying - 1 Driver - 1**

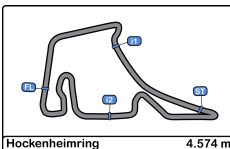
**Fastest Laps Sequence**

Hockenheimring 4.574 m.



Lap	Time of Day	Session Time	B. Entrant/Team	Nat	Driver 1	Nat	Driver 2	Nat	Vehicle	Cat	Time	Km/h
2	10:08:33.536	3:33.536	7 Car Collection Motorsport	DEU	Bashar Mardini	CAN			Porsche 911 GT3 R (992)	PROAM	<b>1:39.891</b>	164.8
2	10:09:35.236	4:35.236	54 CBRX by SPS	DEU	Ö^øø^!Ä >  ^!	CHE	<u>Yannick Mettler</u>	CHE	Mercedes AMG GT3 EVO	PROAM	<b>1:38.043</b>	167.9
3	10:11:26.408	6:26.408	20 SPS Automotive Performance	DEU	Dominik Baumann	AUT	<u>Mikael Pitamber</u>	ZAF	Mercedes AMG GT3 EVO	PRO	<b>1:38.028</b>	167.9
2	10:12:35.729	7:35.729	10 Oregon Team	ITA	Alessio Deledda	ITA	<u>Jordan Pepper</u>	ZAF	Lamborghini Huracan GT3 EVO2	PRO	<b>1:37.777</b>	168.4
2	10:13:44.256	8:44.256	9 GetSpeed	DEU	Anthony Bartone	USA	<u>Fabian Schiller</u>	DEU	Mercedes AMG GT3 EVO	PRO	<b>1:37.111</b>	169.5





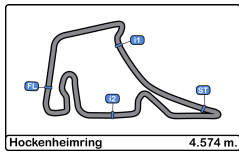
**Hockenheimring**  
**International GT Open**  
**Qualifying - 1 Driver - 1**  
**Event Best Maximum Speed**



B.	Entrant/Team	Nat	Driver 1	Nat	Driver 2	Nat	Vehicle	Cat	Km/h	Session
777	Olimp Racing	POL	Marcin Jedlinski	POL	Karol Basz	POL	Audi R8 LMS GT3 Evo II	PROAM	264.0	Free Practice - 1
1	Eastalent Racing	AUT	Simon Reicher	AUT	Christopher Haase	DEU	Audi R8 LMS GT3 Evo II	PRO	263.4	Free Practice - 1
10	Oregon Team	ITA	Alessio Deledda	ITA	Jordan Pepper	ZAF	Lamborghini Huracan GT3 EVO2	PRO	263.4	Qualifying - 1 Driver - 1
19	Oregon Team	ITA	Marzio Moretti	ITA	Artem Petrov	ISR	Lamborghini Huracan GT3 EVO2	PRO	262.1	Free Practice - 1
63	Oregon Team	ITA	Rolf Ineichen	CHE	Leonardo Pulcini	ITA	Lamborghini Huracan GT3 EVO2	PRO	262.1	Free Practice - 1
11	racing one	DEU	Ernst Kirchmayr	AUT	Luca Ludwig	DEU	Ferrari 296 GT3	PROAM	261.5	Free Practice - 1
17	Team Motopark	DEU	Diego Menchaca	MEX	Marcos Siebert	ARG	Mercedes AMG GT3 EVO	PRO	260.8	Free Practice - 2
12	Car Collection Motorsport	DEU	Hash	USA	Alex Fontana	CHE	Porsche 911 GT3 R (992)	PROAM	260.8	Qualifying - 1 Driver - 1
27	Spirit of Race	CHE	Marco Pulcini	ITA	Eddie Cheever	ITA	Ferrari 296 GT3	PROAM	260.2	Free Practice - 1
66	Greystone GT	GBR	Stewart Proctor	GBR	Lewis Proctor	GBR	McLaren 720S GT3	PROAM	260.2	Free Practice - 2
15	Car Collection Motorsport	CZE	Ö • cæ Åi • d4{	SWE	Nico Menzel	DEU	Porsche 911 GT3 R (992)	PRO	260.2	Qualifying - 1 Driver - 1
75	ISR Racing	CZE	Filip Salaquarda	CZE	Libor Milota	DEU	Audi R8 LMS GT3 Evo II	PROAM	260.2	Qualifying - 1 Driver - 1
24	Greystone GT	GBR	Andrey Borodin	IND	Oliver Webb	GBR	McLaren 720s GT3 Evo	PROAM	259.6	Free Practice - 2
786	GetSpeed	DEU	Kiki Sak Nana	THA	Adam Osieka	DEU	Mercedes AMG GT3 EVO	AM	259.6	Free Practice - 2
42	Leipert Motorsport	DEU	Mark Wallenwein	DEU	Maciej Blazek	POL	Lamborghini Huracan GT3 EVO2	PRO	259.6	Qualifying - 1 Driver - 1
25	AF Corse	ITA	Alessandro Cozzi	MCO	Giorgio Sernagiotto	ITA	Ferrari 296 GT3	PROAM	258.9	Free Practice - 1
9	GetSpeed	DEU	Anthony Bartone	USA	Fabian Schiller	DEU	Mercedes AMG GT3 EVO	PRO	258.9	Free Practice - 2
5	Olimp Racing	POL	Stanislaw Jedlinski	POL	Krystian Korzeniowski	POL	Ferrari 296 GT3	AM	258.9	Qualifying - 1 Driver - 1
61	AF Corse	ITA	Jean-Claude Saada	USA	Conrad Grunewald	USA	Ferrari 296 GT3	PROAM	258.9	Qualifying - 1 Driver - 1
20	SPS Automotive Performance	DEU	Dominik Baumann	AUT	Mikaeel Pitamber	ZAF	Mercedes AMG GT3 EVO	PRO	258.9	Qualifying - 1 Driver - 1
55	AF Corse	ITA	Laurent De Meeus	BEL	Jamie Stanley	GBR	Ferrari 296 GT3	PROAM	258.3	Free Practice - 1
88	Spirit of Race	CHE	Gino Forgione	CHE	Michele Rugolo	ITA	Ferrari 296 GT3	PROAM	258.3	Free Practice - 1
51	Spirit of Race	CHE	Nicola Marinangeli	ITA	Vincent Abril	FRA	Ferrari 296 GT3	PRO	258.3	Qualifying - 1 Driver - 1
16	AF Corse	ITA	Marcelo Hahn	BRA	Allam Khodair	BRA	Ferrari 296 GT3	PROAM	258.3	Qualifying - 1 Driver - 1
54	CBRX by SPS	DEU	Ö • cæ Åi • d4{	CHE	Yannick Mettler	CHE	Mercedes AMG GT3 EVO	PROAM	258.3	Qualifying - 1 Driver - 1
6	GetSpeed	DEU	Valentin Pierburg	DEU	Aaron Walker	GBR	Mercedes AMG GT3 EVO	PROAM	257.7	Free Practice - 1
8	Il Barone Rampante	ITA	Giuseppe Cipriani	ITA		DEU	Lamborghini Huracan GT3 EVO	AM	257.7	Qualifying - 1 Driver - 1
65	Team Motopark	DEU	Heiko Neumann	DEU	Timo Rumpfkeil	DEU	Mercedes AMG GT3 EVO	AM	257.7	Qualifying - 1 Driver - 1
69	Scuderia Villorba Corse	ITA	Michael Blanchemain	FRA	Vladislav Lomko	IND	Mercedes AMG GT3 EVO	PROAM	257.1	Qualifying - 1 Driver - 1
96	Team Motopark	DEU	Lukas Dunner	AUT	Charles Bateman	GBR	Mercedes AMG GT3 EVO	PRO	257.1	Qualifying - 1 Driver - 1
95	Team Motopark	DEU	T [ i c ) Å d 4 { • c ä	DNK	Thomas Ikin	GBR	Mercedes AMG GT3 EVO	PROAM	256.5	Qualifying - 1 Driver - 1
7	Car Collection Motorsport	DEU	Bashar Mardini	CAN		DEU	Porsche 911 GT3 R (992)	PROAM	256.5	Qualifying - 1 Driver - 1







**Hockenheimring**  
**International GT Open**  
**Qualifying - 1 Driver - 1**  
**Pit Stop Analysis**



**1** Simon Reicher Audi R8 LMS GT3 Evo II  
 PRO Christopher Haase Eastalent Racing

B.	In Day Time	In Time	Out Time	Pit Time	T. Pit Time	Handicap	Diff.
1	10:16:52.134	10:16:52.134	10:27:52.651	11:00.517	11:00.517		

**5** Stanislaw Jedlinski Ferrari 296 GT3  
 AM Krystian Korzeniowski Olimp Racing

B.	In Day Time	In Time	Out Time	Pit Time	T. Pit Time	Handicap	Diff.
1	10:19:35.864	10:19:35.864	10:22:18.579	2:42.715	2:42.715		

**6** Valentin Pierburg Mercedes AMG GT3 EVO  
 PROAM Aaron Walker GetSpeed

B.	In Day Time	In Time	Out Time	Pit Time	T. Pit Time	Handicap	Diff.
1	10:19:44.867	10:19:44.867	10:25:49.593	6:04.726	6:04.726		

**7** Bashar Mardini Porsche 911 GT3 R (992)  
 PROAM Car Collection Motorsport

B.	In Day Time	In Time	Out Time	Pit Time	T. Pit Time	Handicap	Diff.
1	10:13:40.524	10:13:40.524	10:14:55.325	1:14.801	1:14.801		

**8** Giuseppe Cipriani Lamborghini Huracan GT3 EVO  
 AM Il Barone Rampante

B.	In Day Time	In Time	Out Time	Pit Time	T. Pit Time	Handicap	Diff.
1	10:14:02.155	10:14:02.155	10:20:55.133	6:52.978	6:52.978		

**10** Alessio Deledda Lamborghini Huracan GT3 EVO2  
 PRO Jordan Pepper Oregon Team

B.	In Day Time	In Time	Out Time	Pit Time	T. Pit Time	Handicap	Diff.
1	10:16:02.428	10:16:02.428	10:26:10.767	10:08.339	10:08.339		

**11** Ernst Kirchmayr Ferrari 296 GT3  
 PROAM Luca Ludwig racing one

B.	In Day Time	In Time	Out Time	Pit Time	T. Pit Time	Handicap	Diff.
1	10:18:08.110	10:18:08.110	10:25:30.495	7:22.385	7:22.385		

**12** Hash Porsche 911 GT3 R (992)  
 PROAM Alex Fontana Car Collection Motorsport

B.	In Day Time	In Time	Out Time	Pit Time	T. Pit Time	Handicap	Diff.
1	10:18:13.474	10:18:13.474	10:25:25.723	7:12.249	7:12.249		

**15** Porsche 911 GT3 R (992)  
 PRO Nico Menzel Car Collection Motorsport

B.	In Day Time	In Time	Out Time	Pit Time	T. Pit Time	Handicap	Diff.
1	10:18:37.584	10:18:37.584	10:25:34.459	6:56.875	6:56.875		

**16** Marcelo Hahn Ferrari 296 GT3  
 PROAM Allam Khodair AF Corse

B.	In Day Time	In Time	Out Time	Pit Time	T. Pit Time	Handicap	Diff.
1	10:18:16.249	10:18:16.249	10:23:01.461	4:45.212	4:45.212		

**17** Diego Menchaca Mercedes AMG GT3 EVO  
 PRO Marcos Siebert Team Motopark

B.	In Day Time	In Time	Out Time	Pit Time	T. Pit Time	Handicap	Diff.
1	10:19:18.181	10:19:18.181	10:20:34.855	1:16.674	1:16.674		
2	10:22:21.938	10:22:21.938	10:28:16.688	5:54.750	7:11.424		

**19** Marzio Moretti Lamborghini Huracan GT3 EVO2  
 PRO Artem Petrov Oregon Team

B.	In Day Time	In Time	Out Time	Pit Time	T. Pit Time	Handicap	Diff.
1	10:17:13.961	10:17:13.961	10:19:50.955	2:36.994	2:36.994		

**20** Dominik Baumann Mercedes AMG GT3 EVO  
 PRO Mikaeel Pitamber SPS Automotive Performance

B.	In Day Time	In Time	Out Time	Pit Time	T. Pit Time	Handicap	Diff.
1	10:14:46.910	10:14:46.910	10:27:51.065	13:04.155	13:04.155		

**25** Alessandro Cozzi Ferrari 296 GT3  
 PROAM Giorgio Sernagiotto AF Corse

B.	In Day Time	In Time	Out Time	Pit Time	T. Pit Time	Handicap	Diff.
1	10:17:49.078	10:17:49.078	10:25:50.647	8:01.569	8:01.569		

**27** Marco Pulcini Ferrari 296 GT3  
 PROAM Eddie Cheever Spirit of Race

B.	In Day Time	In Time	Out Time	Pit Time	T. Pit Time	Handicap	Diff.
1	10:18:06.418	10:18:06.418	10:28:14.856	10:08.438	10:08.438		

**51** Nicola Marinangeli Ferrari 296 GT3  
 PRO Vincent Abril Spirit of Race

B.	In Day Time	In Time	Out Time	Pit Time	T. Pit Time	Handicap	Diff.
1	10:22:37.599	10:22:37.599	10:27:10.062	4:32.463	4:32.463		

**54** Mercedes AMG GT3 EVO  
 PROAM Yannick Mettler CBRX by SPS

B.	In Day Time	In Time	Out Time	Pit Time	T. Pit Time	Handicap	Diff.
1	10:12:55.508	10:12:55.508	10:25:09.018	12:13.510	12:13.510		

**55** Laurent De Meeus Ferrari 296 GT3  
 PROAM Jamie Stanley AF Corse

B.	In Day Time	In Time	Out Time	Pit Time	T. Pit Time	Handicap	Diff.
1	10:16:46.377	10:16:46.377	10:23:22.230	6:35.853	6:35.853		

**61** Jean-Claude Saada Ferrari 296 GT3  
 PROAM Conrad Grunewald AF Corse

B.	In Day Time	In Time	Out Time	Pit Time	T. Pit Time	Handicap	Diff.
1	10:17:52.787	10:17:52.787	10:25:17.226	7:24.439	7:24.439		

**63** Rolf Ineichen Lamborghini Huracan GT3 EVO2  
 PRO Leonardo Pulcini Oregon Team

B.	In Day Time	In Time	Out Time	Pit Time	T. Pit Time	Handicap	Diff.
1	10:21:04.338	10:21:04.338	10:25:02.199	3:57.861	3:57.861		

**65** Heiko Neumann Mercedes AMG GT3 EVO  
 AM Timo Rumpfkeil Team Motopark

B.	In Day Time	In Time	Out Time	Pit Time	T. Pit Time	Handicap	Diff.
1	10:22:09.832	10:22:09.832	10:25:40.530	3:30.698	3:30.698		

**66** Stewart Proctor McLaren 720S GT3  
 PROAM Lewis Proctor Greystone GT

B.	In Day Time	In Time	Out Time	Pit Time	T. Pit Time	Handicap	Diff.
1	10:18:32.693	10:18:32.693	10:22:37.763	4:05.070	4:05.070		

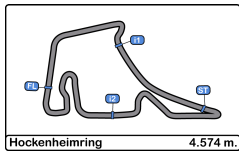
**69** Michael Blanchemain Mercedes AMG GT3 EVO  
 PROAM Vladislav Lomko Scuderia Villorba Corse

B.	In Day Time	In Time	Out Time	Pit Time	T. Pit Time	Handicap	Diff.
1	10:10:37.781	10:10:37.781	10:11:59.274	1:21.493	1:21.493		
2	10:24:37.295	10:24:37.295	10:25:46.347	1:09.052	2:30.545		

**75** Filip Salaquarda Audi R8 LMS GT3 Evo II  
 PROAM Libor Milota ISR Racing

B.	In Day Time	In Time	Out Time	Pit Time	T. Pit Time	Handicap	Diff.
1	10:19:07.703	10:19:07.703	10:26:53.707	7:46.004	7:46.004		





**Hockenheimring**  
**International GT Open**  
**Qualifying - 1 Driver - 1**  
**Pit Stop Analysis**



**88** Gino Forgione Ferrari 296 GT3

PROAM Michele Rugolo Spirit of Race

B.	In Day Time	In Time	Out Time	Pit Time	T. Pit Time	Handicap	Diff.
1	10:18:35.206	10:18:35.206	10:25:15.785	6:40.579	6:40.579		

**96** Lukas Dunner Mercedes AMG GT3 EVO

PRO Charles Bateman Team Motopark

B.	In Day Time	In Time	Out Time	Pit Time	T. Pit Time	Handicap	Diff.
1	10:19:16.478	10:19:16.478	10:29:39.784	10:23.306	10:23.306		

**777** Marcin Jedlinski Audi R8 LMS GT3 Evo II

PROAM Karol Basz Olimp Racing

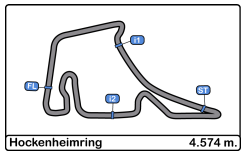
B.	In Day Time	In Time	Out Time	Pit Time	T. Pit Time	Handicap	Diff.
1	10:23:14.730	10:23:14.730	10:25:18.430	2:03.700	2:03.700		

**786** Kiki Sak Nana Mercedes AMG GT3 EVO

AM Adam Osieka GetSpeed

B.	In Day Time	In Time	Out Time	Pit Time	T. Pit Time	Handicap	Diff.
1	10:15:36.058	10:15:36.058	10:23:12.206	7:36.148	7:36.148		

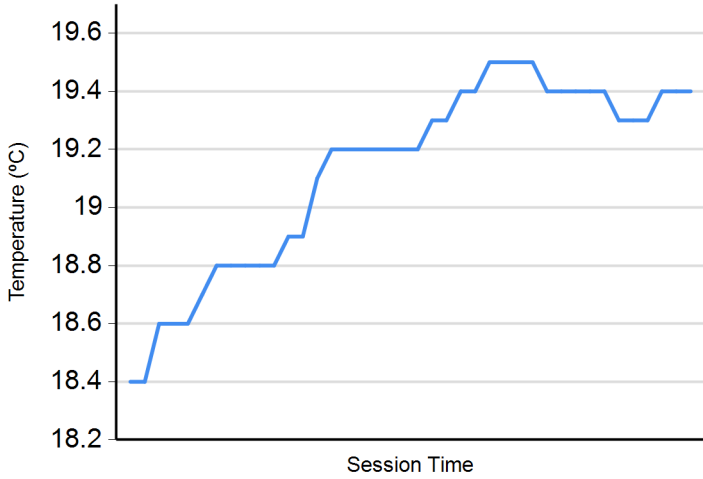




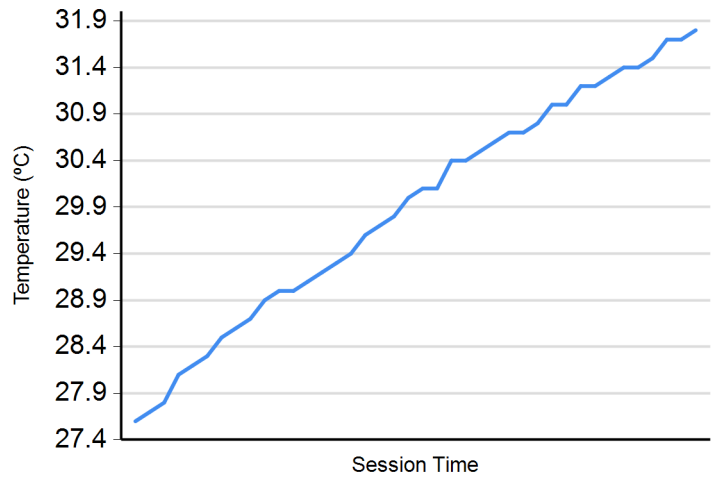
**Hockenheimring**  
**International GT Open**  
**Qualifying - 1 Driver - 1**  
**Weather Report**



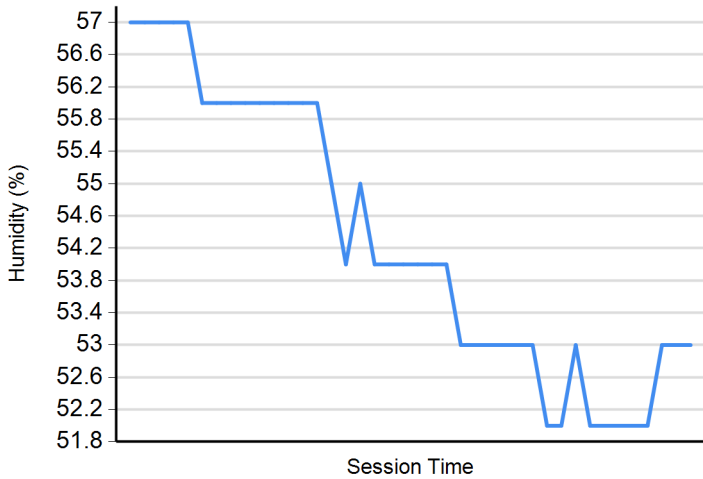
**Air Temperature**



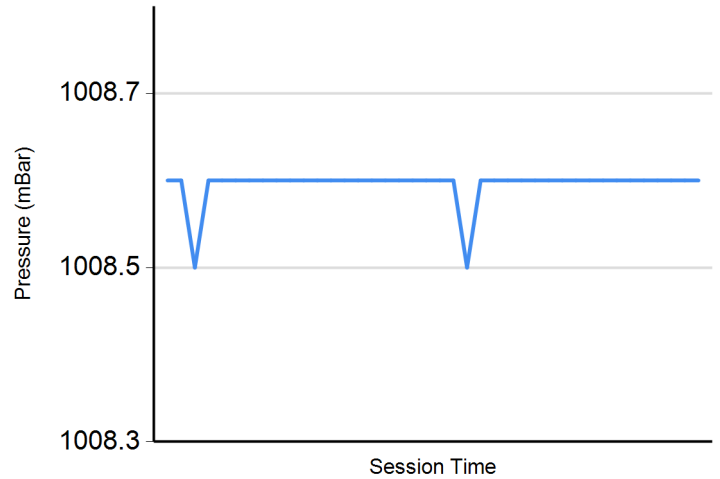
**Track Temperature**



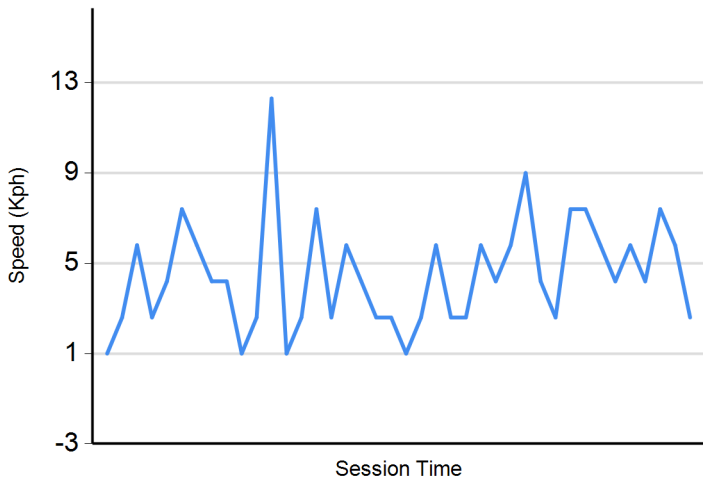
**Humidity**



**Pressure**



**Wind Speed**



**Wind direction**

North = 0°/360° Est = 90° South = 180° West = 270°

