

Hockenheimring
International GT Open
Free Practice - 2
Provisional Results



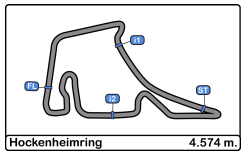
Cls	B _e	Entrant/Team	Nat	Driver 1	Nat	Driver 2	Nat	Vehicle	Cat	Cls	Laps	Best	Time	Gap	Interval	Km/h
1	1	Eastalent Racing	AUT	Simon Reicher	AUT	Christopher Haase	DEU	Audi R8 LMS GT3 Evo II	PRO	1	25	6	1:39.427			165.6
2	777	Olimp Racing	POL	Marcin Jedlinski	POL	Karol Basz	POL	Audi R8 LMS GT3 Evo II	PROAM	1	29	3	1:39.620	0.193	0.193	165.2
3	75	ISR Racing	CZE	Filip Salaquarda	CZE	Libor Milota	CZE	Audi R8 LMS GT3 Evo II	PROAM	2	28	15	1:39.649	0.222	0.029	165.2
4	20	SPS Automotive Performance	DEU	Dominik Baumann	AUT	Mikael Pitamber	ZAF	Mercedes AMG GT3 EVO	PRO	2	29	11	1:39.707	0.280	0.058	165.1
5	24	Greystone GT	GBR	Andrey Borodin	IND	Oliver Webb	GBR	McLaren 720s GT3 Evo	PROAM	3	21	20	1:39.720	0.293	0.013	165.1
6	12	Car Collection Motorsport	DEU	Hash	USA	Alex Fontana	CHE	Porsche 911 GT3 R (992)	PROAM	4	22	12	1:39.801	0.374	0.081	164.9
7	9	GetSpeed	DEU	Anthony Bartone	USA	Fabian Schiller	DEU	Mercedes AMG GT3 EVO	PRO	3	29	8	1:39.808	0.381	0.007	164.9
8	63	Oregon Team	ITA	Rolf Ineichen	CHE	Leonardo Pulcini	ITA	Lamborghini Huracan GT3 EVO2	PRO	4	29	8	1:39.811	0.384	0.003	164.9
9	17	Team Motopark	DEU	Diego Menchaca	MEX	Marcos Siebert	ARG	Mercedes AMG GT3 EVO	PRO	5	25	9	1:39.893	0.466	0.082	164.8
10	54	CBRX by SPS	CHE	Yannick Mettler	CHE	Yannick Mettler	CHE	Mercedes AMG GT3 EVO	PROAM	5	31	29	1:39.944	0.517	0.051	164.7
11	27	Spirit of Race	CHE	Marco Pulcini	ITA	Eddie Cheever	ITA	Ferrari 296 GT3	PROAM	6	23	2	1:39.974	0.547	0.030	164.7
12	16	AF Corse	ITA	Marcelo Hahn	BRA	Allam Khodair	BRA	Ferrari 296 GT3	PROAM	7	28	4	1:39.977	0.550	0.003	164.7
13	15	Car Collection Motorsport	DEU	Nico Menzel	SWE	Nico Menzel	DEU	Porsche 911 GT3 R (992)	PRO	6	26	9	1:40.139	0.712	0.162	164.4
14	11	racing one	DEU	Ernst Kirchmayr	SWE	Luca Ludwig	DEU	Ferrari 296 GT3	PROAM	8	25	5	1:40.196	0.769	0.057	164.3
15	95	Team Motopark	GBR	Thomas Ikin	GBR	Thomas Ikin	GBR	Mercedes AMG GT3 EVO	PROAM	9	30	15	1:40.241	0.814	0.045	164.2
16	51	Spirit of Race	CHE	Nicola Marinangeli	ITA	Vincent Abril	FRA	Ferrari 296 GT3	PRO	7	32	27	1:40.354	0.927	0.113	164.0
17	96	Team Motopark	DEU	Lukas Dunner	AUT	Charles Bateman	GBR	Mercedes AMG GT3 EVO	PRO	8	22	20	1:40.377	0.950	0.023	164.0
18	6	GetSpeed	DEU	Valentin Pierburg	USA	Aaron Walker	GBR	Mercedes AMG GT3 EVO	PROAM	10	28	20	1:40.400	0.973	0.023	164.0
19	61	AF Corse	ITA	Jean-Claude Saada	USA	Conrad Grunewald	USA	Ferrari 296 GT3	PROAM	11	29	8	1:40.412	0.985	0.012	163.9
20	5	Olimp Racing	POL	Stanislaw Jedlinski	POL	Krystian Korzeniowski	POL	Ferrari 296 GT3	AM	1	29	26	1:40.433	1.006	0.021	163.9
21	10	Oregon Team	ITA	Alessio Deledda	ITA	Jordan Pepper	ZAF	Lamborghini Huracan GT3 EVO2	PRO	9	27	7	1:40.474	1.047	0.041	163.8
22	55	AF Corse	ITA	Laurent De Meeus	BEL	Jamie Stanley	GBR	Ferrari 296 GT3	PROAM	12	27	3	1:40.492	1.065	0.018	163.8
23	42	Leipert Motorsport	DEU	Mark Wallenwein	DEU	Maciej Blazek	POL	Lamborghini Huracan GT3 EVO2	PRO	10	29	26	1:40.659	1.232	0.167	163.5
24	69	Scuderia Villorba Corse	ITA	Michael Blanchemain	FRA	Vladislav Lomko	IND	Mercedes AMG GT3 EVO	PROAM	13	28	8	1:40.786	1.359	0.127	163.3
25	65	Team Motopark	DEU	Heiko Neumann	DEU	Timo Rumpfkeil	DEU	Mercedes AMG GT3 EVO	AM	2	27	12	1:40.909	1.482	0.123	163.1
26	25	AF Corse	ITA	Alessandro Cozzi	MEX	Giorgio Sernagiotto	ITA	Ferrari 296 GT3	PROAM	14	29	3	1:40.928	1.501	0.019	163.1
27	66	Greystone GT	GBR	Stewart Proctor	GBR	Lewis Proctor	GBR	McLaren 720S GT3	PROAM	15	32	31	1:41.030	1.603	0.102	162.9
28	8	Il Barone Rampante	ITA	Giuseppe Cipriani	ITA		ITA	Lamborghini Huracan GT3 EVO	AM	3	29	28	1:41.289	1.862	0.259	162.5
29	7	Car Collection Motorsport	DEU	Bashar Mardini	CAN	Tijmen van der Helm	NLD	Porsche 911 GT3 R (992)	PROAM	16	29	19	1:41.306	1.879	0.017	162.5
30	88	Spirit of Race	CHE	Gino Forgione	CHE	Michele Rugolo	ITA	Ferrari 296 GT3	PROAM	17	32	5	1:41.337	1.910	0.031	162.4
31	786	GetSpeed	DEU	Kiki Sak Nana	ITA	Adam Osieka	DEU	Mercedes AMG GT3 EVO	AM	4	32	26	1:42.297	2.870	0.960	160.9

Published at:.....

Track Temp: 18.7 °C | Air Temp: 23.7 °C | Humidity: 35% | Track Status: DRY

Race Director:	Alessandro Ferrari	Timekeeper:	S. A. Rodríguez
	ACI DGA 392080		JOB-2654-ESP/M





Hockenheimring
International GT Open
Free Practice - 2
Track Limit



The Stewards, having received a report from Race Director, have considered the following matter and determine the following:

Session Free Practice - 2
Fact The cars below did not use the track at the turns listed below

Infringement Breach of Appendix L Chapter IV Article 2 c) of the FIA International Sporting Code and Article 19.4/19.5 of the Sporting Regulations.

Decision Deletion of the lap times shown in accordance with Article 12.4.1.e of the FIA International Sporting Code.

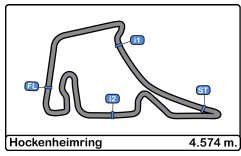
Note

- Certain decisions of the Stewards are subject to appeal (Article 15 of the FIA International Sporting Code).
- These penalties are not subject to appeal Article.12.3.4 of the FIA International Sporting Code and Article 16.5 of the Sporting Regulations.
- According to Article.12.3.3.b of the FIA International Sporting Code these decisions become immediately binding even in case of an appeal.

Ord	Turn	B. Driver	Entrant/Team	Time of Day	Lap Time
1	1	20 Baumann - Pitamber	SPS Automotive Performance	15:25:54.342	1:44.991
2	1	15 Ó'Ní*•d4{ ÁT ^} : ^	Car Collection Motorsport	15:26:04.641	1:44.856
3	1	96 Dunner - Bateman	Team Motopark	15:26:10.546	1:46.696
4	1	10 Deledda - Pepper	Oregon Team	15:26:15.311	1:43.772
5	1	42 Wallenwein - Blazek	Leipert Motorsport	15:26:19.638	1:43.920
6	1	55 De Meeus - Stanley	AF Corse	15:26:34.145	1:41.166
7	1	1 Reicher - Haase	Eastalent Racing	15:27:07.741	1:40.145
8	1	20 Baumann - Pitamber	SPS Automotive Performance	15:27:38.546	1:44.204
9	1	61 Saada - Grunewald	AF Corse	15:27:38.907	1:41.168
10	1	6 Pierburg - Walker	GetSpeed	15:27:46.303	1:48.764
11	1	96 Dunner - Bateman	Team Motopark	15:28:00.227	1:49.681
12	1	9 Bartone - Schiller	GetSpeed	15:28:51.538	1:43.037
13	1	63 Ineichen - Pulcini	Oregon Team	15:29:27.905	1:39.959
14	1	6 Pierburg - Walker	GetSpeed	15:29:30.375	1:44.072
15	1	54 T > ^! ÁT ^d^!	CBRX by SPS	15:29:42.746	1:43.429
16	1	96 Dunner - Bateman	Team Motopark	15:29:47.331	1:47.104
17	1	11 Kirchmayr - Ludwig	racing one	15:29:53.034	1:43.794
18	1	55 De Meeus - Stanley	AF Corse	15:29:55.426	1:40.789
19	1	9 Bartone - Schiller	GetSpeed	15:30:31.275	1:39.737
20	1	15 Ó'Ní*•d4{ ÁT ^} : ^	Car Collection Motorsport	15:30:38.067	1:42.274
21	1	69 Blanchemain - Lomko	Scuderia Villorba Corse	15:30:44.533	1:49.688
22	1	51 Marinangeli - Abril	Spirit of Race	15:30:50.184	1:41.329
23	1	24 Borodin - Webb	Greystone GT	15:31:29.704	1:42.882
24	1	96 Dunner - Bateman	Team Motopark	15:31:30.695	1:43.364
25	1	42 Wallenwein - Blazek	Leipert Motorsport	15:31:38.563	1:52.913
26	1	9 Bartone - Schiller	GetSpeed	15:32:10.970	1:39.695
27	1	777 Jedlinski - Basz	Olimp Racing	15:32:14.246	1:39.584
28	1	15 Ó'Ní*•d4{ ÁT ^} : ^	Car Collection Motorsport	15:32:19.570	1:41.503
29	1	12 Hash - Fontana	Car Collection Motorsport	15:32:37.236	1:40.082
30	1	7 Mardini - van der Helm	Car Collection Motorsport	15:32:40.846	1:41.967
31	1	63 Ineichen - Pulcini	Oregon Team	15:32:53.698	1:45.906
32	1	6 Pierburg - Walker	GetSpeed	15:32:55.470	1:42.448
33	1	8 Giuseppe Cipriani	Il Barone Rampante	15:32:56.716	1:42.710
34	1	10 Deledda - Pepper	Oregon Team	15:33:03.795	1:41.221
35	1	5 Jedlinski - Korzeniowski	Olimp Racing	15:33:07.746	1:41.263
36	1	96 Dunner - Bateman	Team Motopark	15:33:13.274	1:42.579
37	1	24 Borodin - Webb	Greystone GT	15:33:17.715	1:48.011
38	1	11 Kirchmayr - Ludwig	racing one	15:33:20.000	1:46.770
39	1	27 Pulcini - Cheever	Spirit of Race	15:33:32.246	1:44.122

The Stewards:





Hockenheimring
International GT Open
Free Practice - 2
Track Limit



The Stewards, having received a report from Race Director, have considered the following matter and determine the following:

Session Free Practice - 2
Fact The cars below did not use the track at the turns listed below

Infringement Breach of Appendix L Chapter IV Article 2 c) of the FIA International Sporting Code and Article 19.4/19.5 of the Sporting Regulations.

Decision Deletion of the lap times shown in accordance with Article 12.4.1.e of the FIA International Sporting Code.

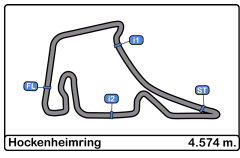
Note

- Certain decisions of the Stewards are subject to appeal (Article 15 of the FIA International Sporting Code).
- These penalties are not subject to appeal Article.12.3.4 of the FIA International Sporting Code and Article 16.5 of the Sporting Regulations.
- According to Article.12.3.3.b of the FIA International Sporting Code these decisions become immediately binding even in case of an appeal.

Ord	Turn	B. Driver	Entrant/Team	Time of Day	Lap Time
40	1	9 Bartone - Schiller	GetSpeed	15:33:55.386	1:44.416
41	1	15 Ó!i* d4(A^T ^): ^	Car Collection Motorsport	15:34:00.604	1:41.034
42	1	12 Hash - Fontana	Car Collection Motorsport	15:34:17.652	1:40.416
43	1	7 Mardini - van der Helm	Car Collection Motorsport	15:34:23.257	1:42.411
44	1	20 Baumann - Pitamber	SPS Automotive Performance	15:34:37.280	1:42.266
45	1	6 Pierburg - Walker	GetSpeed	15:34:38.108	1:42.638
46	1	8 Giuseppe Cipriani	Il Barone Rampante	15:34:38.848	1:42.132
47	1	17 Menchaca - Siebert	Team Motopark	15:51:03.672	1:45.994
48	1	51 Marinangeli - Abril	Spirit of Race	15:51:05.547	1:49.844
49	1	16 Hahn - Khodair	AF Corse	15:51:22.160	1:45.638
50	1	12 Hash - Fontana	Car Collection Motorsport	15:51:26.868	1:45.587
51	1	20 Baumann - Pitamber	SPS Automotive Performance	15:51:49.488	1:41.501
52	1	96 Dunner - Bateman	Team Motopark	15:52:16.924	1:41.139
53	1	42 Wallenwein - Blazek	Leipert Motorsport	15:52:19.542	1:43.941
54	1	96 Dunner - Bateman	Team Motopark	15:53:57.743	1:40.819
55	1	24 Borodin - Webb	Greystone GT	15:54:59.849	1:40.296
56	1	96 Dunner - Bateman	Team Motopark	15:55:38.661	1:40.918
57	1	42 Wallenwein - Blazek	Leipert Motorsport	15:55:46.493	1:43.168
58	1	75 Salaquarda - Milota	ISR Racing	15:55:48.546	1:39.284
59	1	17 Menchaca - Siebert	Team Motopark	15:56:04.789	1:40.012
60	1	66 Proctor - Proctor	Greystone GT	15:56:16.937	1:43.383
61	1	54 T > ^ A^T ^q^!	CBRX by SPS	15:56:53.455	1:45.368
62	1	786 Kiki - Osieka	GetSpeed	15:56:54.026	1:42.949
63	1	25 Cozzi - Sernagiotto	AF Corse	15:57:29.048	1:43.102
64	1	63 Ineichen - Pulcini	Oregon Team	15:57:35.030	1:40.865
65	1	42 Wallenwein - Blazek	Leipert Motorsport	15:57:35.948	1:49.455
66	1	75 Salaquarda - Milota	ISR Racing	15:57:40.293	1:51.747
67	1	17 Menchaca - Siebert	Team Motopark	15:57:51.716	1:46.927
68	1	10 Deledda - Pepper	Oregon Team	15:57:52.703	1:41.429
69	1	66 Proctor - Proctor	Greystone GT	15:58:00.679	1:43.742
70	1	25 Cozzi - Sernagiotto	AF Corse	15:59:12.004	1:42.956
71	1	63 Ineichen - Pulcini	Oregon Team	15:59:15.377	1:40.347
72	1	66 Proctor - Proctor	Greystone GT	15:59:45.966	1:45.287
73	1	9 Bartone - Schiller	GetSpeed	16:01:42.837	1:42.096
74	1	61 Saada - Grunewald	AF Corse	16:02:07.940	1:43.386
75	1	69 Blanchemain - Lomko	Scuderia Villorba Corse	16:02:13.899	1:45.630
76	1	54 T > ^ A^T ^q^!	CBRX by SPS	16:02:19.460	1:49.235
77	1	63 Ineichen - Pulcini	Oregon Team	16:02:41.451	1:41.945
78	1	10 Deledda - Pepper	Oregon Team	16:02:51.304	4:58.601

The Stewards:





The Stewards, having received a report from Race Director, have considered the following matter and determine the following:

Session Free Practice - 2
Fact The cars below did not use the track at the turns listed below

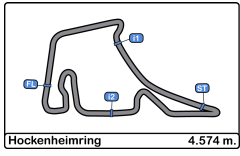
Infringement Breach of Appendix L Chapter IV Article 2 c) of the FIA International Sporting Code and Article 19.4/19.5 of the Sporting Regulations.

Decision Deletion of the lap times shown in accordance with Article 12.4.1.e of the FIA International Sporting Code.

Note
- Certain decisions of the Stewards are subject to appeal (Article 15 of the FIA International Sporting Code).
- These penalties are not subject to appeal Article.12.3.4 of the FIA International Sporting Code and Article 16.5 of the Sporting Regulations.
- According to Article.12.3.3.b of the FIA International Sporting Code these decisions become immediately binding even in case of an appeal.

Ord	Turn	B. Driver	Entrant/Team	Time of Day	Lap Time
79	1	7 Mardini - van der Helm	Car Collection Motorsport	16:02:55.683	1:43.438
80	1	42 Wallenwein - Blazek	Leipert Motorsport	16:03:28.468	1:43.878
81	1	88 Forgione - Rugolo	Spirit of Race	16:03:59.086	1:42.243
82	1	51 Marinangeli - Abril	Spirit of Race	16:04:11.407	1:42.071
83	1	777 Jedlinski - Basz	Olimp Racing	16:04:36.541	1:42.318
84	1	7 Mardini - van der Helm	Car Collection Motorsport	16:04:37.493	1:41.810
85	1	6 Pierburg - Walker	GetSpeed	16:04:45.314	1:40.722
86	1	1 Reicher - Haase	Eastalent Racing	16:04:54.796	1:42.004
87	1	7 Mardini - van der Helm	Car Collection Motorsport	16:09:43.261	1:41.536
88	1	6 Pierburg - Walker	GetSpeed	16:09:47.264	1:41.112
89	1	8 Giuseppe Cipriani	Il Barone Rampante	16:10:01.822	1:42.349
90	1	17 Menchaca - Siebert	Team Motopark	16:10:09.778	1:40.458
91	1	10 Deledda - Pepper	Oregon Team	16:10:22.458	1:42.038
92	1	786 Kiki - Osieka	GetSpeed	16:10:30.536	1:42.976
93	1	7 Mardini - van der Helm	Car Collection Motorsport	16:11:24.854	1:41.593
94	1	6 Pierburg - Walker	GetSpeed	16:11:32.986	1:45.722
95	1	1 Reicher - Haase	Eastalent Racing	16:11:38.963	1:40.681
96	1	8 Giuseppe Cipriani	Il Barone Rampante	16:11:43.755	1:41.933
97	1	10 Deledda - Pepper	Oregon Team	16:12:03.827	1:41.369
98	1	95 Ud4 - d4	Team Motopark	16:12:28.486	1:43.599
99	1	27 Pulcini - Cheever	Spirit of Race	16:12:34.056	1:41.037
100	1	5 Jedlinski - Korzeniowski	Olimp Racing	16:13:01.532	1:41.546
101	1	25 Cozzi - Sernagiotto	AF Corse	16:13:22.536	1:49.433
102	1	9 Bartone - Schiller	GetSpeed	16:13:24.486	1:42.820
103	1	1 Reicher - Haase	Eastalent Racing	16:13:25.217	1:46.254
104	1	8 Giuseppe Cipriani	Il Barone Rampante	16:13:25.400	1:41.645
105	1	16 Hahn - Khodair	AF Corse	16:13:28.843	1:42.520
106	1	17 Menchaca - Siebert	Team Motopark	16:13:31.827	1:40.529
107	1	10 Deledda - Pepper	Oregon Team	16:13:45.314	1:41.487
108	1	55 De Meeus - Stanley	AF Corse	16:13:53.978	1:44.815
109	1	777 Jedlinski - Basz	Olimp Racing	16:14:00.942	1:51.337
110	1	27 Pulcini - Cheever	Spirit of Race	16:14:15.138	1:41.082
111	1	66 Proctor - Proctor	Greystone GT	16:14:45.923	1:40.801
112	1	66 Proctor - Proctor	Greystone GT	16:18:08.006	1:41.019
113	1	6 Pierburg - Walker	GetSpeed	16:18:15.999	1:40.697
114	1	42 Wallenwein - Blazek	Leipert Motorsport	16:18:19.481	1:40.576
115	1	15 Ud4 - d4	Car Collection Motorsport	16:18:22.109	1:41.512
116	1	16 Hahn - Khodair	AF Corse	16:18:39.005	1:42.371
117	1	10 Deledda - Pepper	Oregon Team	16:18:49.283	1:41.095

The Stewards:



Hockenheimring
International GT Open
Free Practice - 2
Track Limit



The Stewards, having received a report from Race Director, have considered the following matter and determine the following:

Session Free Practice - 2
Fact The cars below did not use the track at the turns listed below

Infringement Breach of Appendix L Chapter IV Article 2 c) of the FIA International Sporting Code and Article 19.4/19.5 of the Sporting Regulations.

Decision Deletion of the lap times shown in accordance with Article 12.4.1.e of the FIA International Sporting Code.

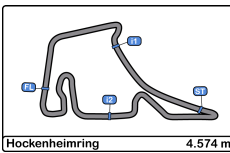
Note

- Certain decisions of the Stewards are subject to appeal (Article 15 of the FIA International Sporting Code).
- These penalties are not subject to appeal Article.12.3.4 of the FIA International Sporting Code and Article 16.5 of the Sporting Regulations.
- According to Article.12.3.3.b of the FIA International Sporting Code these decisions become immediately binding even in case of an appeal.

Ord	Turn	B. Driver	Entrant/Team	Time of Day	Lap Time
118	1	54 T > \^!^T ^q^!	CBRX by SPS	16:18:54.861	1:39.995
119	1	55 De Meeus - Stanley	AF Corse	16:19:05.299	1:43.532
120	1	63 Ineichen - Pulcini	Oregon Team	16:19:26.011	1:40.821
121	1	6 Pierburg - Walker	GetSpeed	16:20:04.667	1:48.668
122	1	25 Cozzi - Sernagiotto	AF Corse	16:20:10.419	1:41.230
123	1	8 Giuseppe Cipriani	Il Barone Rampante	16:20:14.566	1:41.547
124	1	16 Hahn - Khodair	AF Corse	16:20:22.127	1:43.122
125	1	10 Deledda - Pepper	Oregon Team	16:20:31.067	1:41.784

The Stewards:





Hockenheimring International GT Open Free Practice - 2



Provisional Results by Category

PRO																
Cls	B.	Entrant/Team	Nat	Driver 1	Nat	Driver 2	Nat	Vehicle	Cat	Cls	Laps	Best	Time	Gap	Interval	Km/h
1	1	Eastalent Racing	AUT	Simon Reicher	AUT	Christopher Haase	DEU	Audi R8 LMS GT3 Evo II	PRO	1	25	6	1:39.427			165.6
2	20	SPS Automotive Performance	DEU	Dominik Baumann	AUT	Mikaeel Pitamber	ZAF	Mercedes AMG GT3 EVO	PRO	2	29	11	1:39.707	0.280	0.280	165.1
3	9	GetSpeed	DEU	Anthony Bartone	USA	Fabian Schiller	DEU	Mercedes AMG GT3 EVO	PRO	3	29	8	1:39.808	0.381	0.101	164.9
4	63	Oregon Team	ITA	Rolf Ineichen	CHE	Leonardo Pulcini	ITA	Lamborghini Huracan GT3 EVO2	PRO	4	29	8	1:39.811	0.384	0.003	164.9
5	17	Team Motopark	DEU	Diego Menchaca	MEX	Marcos Siebert	ARG	Mercedes AMG GT3 EVO	PRO	5	25	9	1:39.893	0.466	0.082	164.8
6	15	Car Collection Motorsport	DEU	Ö • cæ Á \ ; * • d {	SWE	Nico Menzel	DEU	Porsche 911 GT3 R (992)	PRO	6	26	9	1:40.139	0.712	0.246	164.4
7	51	Spirit of Race	CHE	Nicola Marinangeli	ITA	Vincent Abril	FRA	Ferrari 296 GT3	PRO	7	32	27	1:40.354	0.927	0.215	164.0
8	96	Team Motopark	DEU	Lukas Dunner	AUT	Charles Bateman	GBR	Mercedes AMG GT3 EVO	PRO	8	22	20	1:40.377	0.950	0.023	164.0
9	10	Oregon Team	ITA	Alessio Deledda	ITA	Jordan Pepper	ZAF	Lamborghini Huracan GT3 EVO2	PRO	9	27	7	1:40.474	1.047	0.097	163.8
10	42	Leipert Motorsport	DEU	Mark Wallenwein	DEU	Maciej Blazek	POL	Lamborghini Huracan GT3 EVO2	PRO	10	29	26	1:40.659	1.232	0.185	163.5

PROAM																
Cls	B.	Entrant/Team	Nat	Driver 1	Nat	Driver 2	Nat	Vehicle	Cat	Cls	Laps	Best	Time	Gap	Interval	Km/h
1	777	Olimp Racing	POL	Marcin Jedlinski	POL	Karol Basz	POL	Audi R8 LMS GT3 Evo II	PROAM	1	29	3	1:39.620			165.2
2	75	ISR Racing	CZE	Filip Salaquarda	CZE	Libor Milota	CZE	Audi R8 LMS GT3 Evo II	PROAM	2	28	15	1:39.649	0.029	0.029	165.2
3	24	Greystone GT	GBR	Andrey Borodin	USA	Oliver Webb	GBR	McLaren 720s GT3 Evo	PROAM	3	21	20	1:39.720	0.100	0.071	165.1
4	12	Car Collection Motorsport	DEU	Hash	USA	Alex Fontana	CHE	Porsche 911 GT3 R (992)	PROAM	4	22	12	1:39.801	0.181	0.081	164.9
5	54	CBRX by SPS	CHE	Ö cæ i Á > \	CHE	Yannick Mettler	CHE	Mercedes AMG GT3 EVO	PROAM	5	31	29	1:39.944	0.324	0.143	164.7
6	27	Spirit of Race	CHE	Marco Pulcini	ITA	Eddie Cheever	ITA	Ferrari 296 GT3	PROAM	6	23	2	1:39.974	0.354	0.030	164.7
7	16	AF Corse	ITA	Marcelo Hahn	BRA	Allam Khodair	BRA	Ferrari 296 GT3	PROAM	7	28	4	1:39.977	0.357	0.003	164.7
8	11	racing one	DEU	Ernst Kirchmayr	AUT	Luca Ludwig	DEU	Ferrari 296 GT3	PROAM	8	25	5	1:40.196	0.576	0.219	164.3
9	95	Team Motopark	DEU	T [: c } Á d 4 { • c á	BWA	Thomas Ikin	GBR	Mercedes AMG GT3 EVO	PROAM	9	30	15	1:40.241	0.621	0.045	164.2
10	6	GetSpeed	DEU	Valentin Pierburg	DEU	Aaron Walker	GBR	Mercedes AMG GT3 EVO	PROAM	10	28	20	1:40.400	0.780	0.159	164.0
11	61	AF Corse	ITA	Jean-Claude Saada	USA	Conrad Grunewald	USA	Ferrari 296 GT3	PROAM	11	29	8	1:40.412	0.792	0.012	163.9
12	55	AF Corse	ITA	Laurent De Meeus	BEL	Jamie Stanley	GBR	Ferrari 296 GT3	PROAM	12	27	3	1:40.492	0.872	0.080	163.8
13	69	Scuderia Villorba Corse	ITA	Michael Blanchemain	FRA	Vladislav Lomko	MD	Mercedes AMG GT3 EVO	PROAM	13	28	8	1:40.786	1.166	0.294	163.3
14	25	AF Corse	ITA	Alessandro Cozzi	MCO	Giorgio Sernagiotto	ITA	Ferrari 296 GT3	PROAM	14	29	3	1:40.928	1.308	0.142	163.1
15	66	Greystone GT	GBR	Stewart Proctor	GBR	Lewis Proctor	GBR	McLaren 720s GT3	PROAM	15	32	31	1:41.030	1.410	0.102	162.9
16	7	Car Collection Motorsport	DEU	Bashar Mardini	CAN	Tijmen van der Helm	NLD	Porsche 911 GT3 R (992)	PROAM	16	29	19	1:41.306	1.686	0.276	162.5
17	88	Spirit of Race	CHE	Gino Forgione	CHE	Michele Rugolo	ITA	Ferrari 296 GT3	PROAM	17	32	5	1:41.337	1.717	0.031	162.4

Published at:.....

Track Temp: ' , %s7 Air Temp: & ("&:s7 Humidity: 35 % Track Status: DRY

Race Director:

Alessandro Ferrari

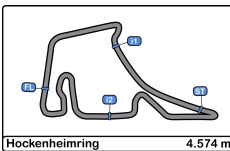
ACI DGA 392080

Timekeeper:

S. a. A. O. s. & s. e.

JOB-2654-ESP/M





Hockenheimring
International GT Open
Free Practice - 2
Provisional Results by Category



AM																
Cls	B _↓	Entrant/Team	Nat	Driver 1	Nat	Driver 2	Nat	Vehicle	Cat	Cls	Laps	Best	Time	Gap	Interval	Km/h
1	5	Olimp Racing		Stanislaw Jedliński		Krystian Korzeniowski		Ferrari 296 GT3	AM	1	29	26	1:40.433			163.9
2	65	Team Motopark		Heiko Neumann		Timo Rumpfkeil		Mercedes AMG GT3 EVO	AM	2	27	12	1:40.909	0.476	0.476	163.1
3	8	Il Barone Rampante		Giuseppe Cipriani				Lamborghini Huracan GT3 EVO	AM	3	29	28	1:41.289	0.856	0.380	162.5
4	786	GetSpeed		Kiki Sak Nana		Adam Osieka		Mercedes AMG GT3 EVO	AM	4	32	26	1:42.297	1.864	1.008	160.9

Published at:.....

Track Temp: ' , "%57 Air Temp: & "8:57 Humidity: 35 % Track Status: DRY

Race Director:

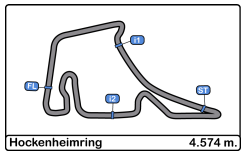
Alessandro Ferrari

ACI DGA 392080

Timekeeper:

JOB-2654-ESP/M



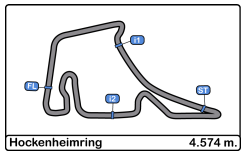


Hockenheimring
International GT Open
Free Practice - 2
Lap Analysis



1 PRO							5 AM								
Simon Reicher							Stanislaw Jedlinski								
Christopher Haase							Krystian Korzeniowski								
Eastalent Racing							Olimp Racing								
Lap	D	Time	Sector 1	Sector 2	Sector 3	T. Spd	Elapsed	Lap	D	Time	Sector 1	Sector 2	Sector 3	T. Spd	Elapsed
1		15:25:27.596	15:24:04.255	46.856	36.485	252.3	15:25:27.596	1		15:24:34.132	15:23:11.178	50.140	32.814	251.1	15:24:34.132
2		1:40.145	21.126	46.077	32.942	256.5	15:27:07.741	2		1:42.139	21.698	47.032	33.409	253.5	15:26:16.271
3		1:39.943	21.336	46.128	32.479	257.1	15:28:47.684	3		1:43.985	21.732	48.678	33.575	254.7	15:28:00.256
4		1:39.671	21.302	46.006	32.363	257.1	15:30:27.355	4		1:43.698	21.584	46.973	35.141	255.9	15:29:43.954
5		1:39.442	21.220	45.987	32.235	257.7	15:32:06.797	5		1:42.529	21.788	46.939	33.802	256.5	15:31:26.483
6		1:39.427	21.272	46.048	32.107	257.1	15:33:46.224	6		1:41.263	22.033	46.733	32.497	255.9	15:33:07.746
7		1:44.842 P	21.528	46.067	37.247	257.7	15:35:31.066	7		1:46.617 P	21.679	47.168	37.770	255.3	15:34:54.363
8		9:07.016	7:42.012	46.452	38.552	255.3	15:44:38.082	8		4:40.382	3:08.734	52.435	39.213	248.2	15:39:34.745
9		1:39.652	21.394	46.195	32.063	257.1	15:46:17.734	9		1:53.824	24.990	50.699	38.135	252.3	15:41:28.569
10		1:42.912	21.476	46.347	35.089	261.5	15:48:00.646	10		1:55.218	25.474	50.113	39.631	251.1	15:43:23.787
11		1:39.976	21.344	46.090	32.542	257.7	15:49:40.622	11		1:53.256	24.376	49.745	39.135	251.1	15:45:17.043
12		1:39.957	21.383	46.219	32.355	258.9	15:51:20.579	12		1:57.933	24.771	54.149	39.013	250.0	15:47:14.976
13		1:44.878 P	21.439	46.155	37.284	259.6	15:53:05.457	13		1:55.231	25.666	50.974	38.591	251.1	15:49:10.207
14		2:55.455 P	1:31.766	46.431	37.258	257.7	15:56:00.912	14		2:07.348 P	24.370	53.220	49.758	251.1	15:51:17.555
15		7:11.880	5:51.875	46.675	33.330	258.3	16:03:12.792	15		4:08.074	2:38.956	49.665	39.453	252.9	15:55:25.629
16		1:42.004	21.804	46.508	33.692	257.7	16:04:54.796	16		1:50.860	24.205	49.033	37.622	254.7	15:57:16.489
17		1:41.437	21.784	46.383	33.270	257.7	16:06:36.233	17		1:51.491	24.854	49.792	36.845	252.9	15:59:07.980
18		1:41.389	21.785	46.822	32.782	260.2	16:08:17.622	18		1:59.263	26.978	52.600	39.685	241.0	16:01:07.243
19		1:40.660	21.764	46.311	32.585	258.3	16:09:58.282	19		1:54.205	24.506	52.056	37.643	251.7	16:03:01.448
20		1:40.684	21.574	46.394	32.713	258.3	16:11:38.963	20		1:54.760	23.673	52.091	38.996	254.7	16:04:56.208
21		1:46.254 P	21.833	46.512	37.909	258.9	16:13:25.217	21		2:09.150 P	23.349	51.711	54.090	253.5	16:07:05.358
22		2:50.364	1:31.155	46.557	32.652	255.9	16:16:15.581	22		4:14.628	2:53.933	47.486	33.209	252.9	16:11:19.986
23		1:40.977	21.762	46.446	32.769	257.1	16:17:56.558	23		1:41.546	21.965	46.802	32.779	256.5	16:13:01.532
24		1:41.957	22.012	46.790	33.155	258.9	16:19:38.515	24		1:41.264	21.796	46.769	32.699	255.9	16:14:42.796
25		1:48.118 P	21.896	46.391	39.831	257.7	16:21:26.633	25		1:40.918	21.548	46.791	32.579	255.9	16:16:23.714
								26		1:40.433	21.515	46.494	32.424	256.5	16:18:04.147
								27		1:42.430	21.758	46.840	33.832	255.9	16:19:46.577
								28		1:41.092	21.818	46.675	32.599	258.3	16:21:27.669
								29		1:46.546 P	22.163	46.845	37.538	257.1	16:23:14.215





Hockenheimring
International GT Open
Free Practice - 2
Lap Analysis



6

Valentin Pierburg

Mercedes AMG GT3 EVO

7

Bashar Mardini

Porsche 911 GT3 R (992)

PROAM

Aaron Walker

GetSpeed

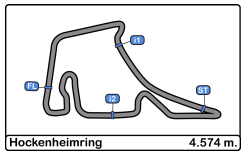
PROAM

Tijmen van der Helm

Car Collection Motorsport

Lap	D	Time	Sector 1	Sector 2	Sector 3	T. Spd	Elapsed	Lap	D	Time	Sector 1	Sector 2	Sector 3	T. Spd	Elapsed
1		15:24:11.021	15:22:41.717	52.839	36.465	230.2	15:24:11.021	1		15:24:05.989	15:22:41.015	49.809	35.165	251.1	15:24:05.989
2		1:46.518	22.180	47.225	37.113	252.9	15:25:57.539	2		1:43.755	22.387	47.666	33.702	254.1	15:25:49.744
3		1:49.764	22.756	49.524	36.484	253.5	15:27:46.303	3		1:43.165	22.065	47.057	34.043	254.1	15:27:32.909
4		1:44.072	22.003	48.164	33.905	252.9	15:29:30.375	4		1:42.704	22.009	47.204	33.491	254.1	15:29:15.613
5		1:42.647	22.033	46.942	33.672	254.1	15:31:13.022	5		1:43.266	22.007	47.685	33.574	254.7	15:30:58.879
6		1:42.448	22.092	46.902	33.454	253.5	15:32:55.470	6		1:41.967	21.949	46.830	33.188	253.5	15:32:40.846
7		1:42.638	22.416	47.031	33.191	254.7	15:34:38.108	7		1:42.414	22.214	46.838	33.359	253.5	15:34:23.257
8		1:45.576	22.133	47.630	35.813	254.7	15:36:23.684	8		1:44.348	22.556	47.749	34.043	247.1	15:36:07.605
9		1:41.782	22.113	46.784	32.885	254.7	15:38:05.466	9		1:42.020	22.052	46.728	33.240	253.5	15:37:49.625
10		1:41.961	22.118	46.847	32.996	254.7	15:39:47.427	10		1:43.441	22.167	46.857	34.417	252.9	15:39:33.066
11		1:47.640 P	21.894	47.007	38.739	252.9	15:41:35.067	11		1:42.181	22.260	46.705	33.216	252.9	15:41:15.247
12		6:28.249 P	5:00.369	46.875	41.005	252.3	15:48:03.316	12		1:41.867	22.170	46.639	33.058	252.9	15:42:57.114
13		8:16.570	6:56.454	47.183	32.933	253.5	15:56:19.886	13		1:48.441 P	21.903	46.844	39.694	253.5	15:44:45.555
14		1:41.063	21.860	46.625	32.578	254.7	15:58:00.949	14		2:55.611	1:31.517	48.364	35.730	248.2	15:47:41.166
15		1:41.435	21.998	46.751	32.686	255.9	15:59:42.384	15		1:56.578 P	24.414	49.465	42.699	243.7	15:49:37.744
16		1:41.324	21.928	46.826	32.570	255.9	16:01:23.708	16		6:23.203	4:59.341	48.760	35.102	244.8	15:56:00.947
17		1:40.884	21.718	46.535	32.631	254.7	16:03:04.592	17		1:47.441	22.945	47.546	36.950	252.3	15:57:48.388
18		1:40.722	21.689	46.507	32.526	255.3	16:04:45.314	18		1:42.551	22.323	47.063	33.165	251.7	15:59:30.939
19		1:40.438	21.536	46.405	32.497	254.1	16:06:25.752	19		1:41.306	21.758	46.511	33.037	253.5	16:01:12.245
20		1:40.400	21.552	46.438	32.410	253.5	16:08:06.152	20		1:43.438	21.955	47.263	34.220	255.3	16:02:55.683
21		1:41.112	21.488	46.658	32.966	255.9	16:09:47.264	21		1:41.840	22.055	46.629	33.126	255.3	16:04:37.493
22		1:46.722 P	21.511	46.748	37.463	255.3	16:11:32.986	22		1:41.306	21.912	46.475	32.919	254.1	16:06:18.799
23		3:21.409	2:01.768	46.704	32.937	252.3	16:14:54.395	23		1:42.926	22.851	46.912	33.163	253.5	16:08:01.725
24		1:40.907	21.596	46.664	32.647	252.9	16:16:35.302	24		1:41.536	21.861	46.654	33.021	254.7	16:09:43.261
25		1:40.697	21.528	46.890	32.279	252.9	16:18:15.999	25		1:41.593	21.791	46.823	32.979	254.1	16:11:24.854
26		1:48.668 P	21.727	47.146	39.795	255.9	16:20:04.667	26		1:57.113 P	22.063	47.135	47.915	254.7	16:13:21.967
27		2:51.101	1:30.519	47.378	33.204	252.9	16:22:55.768	27		7:54.786	6:33.378	47.705	33.703	252.3	16:21:16.753
28		1:47.730 P	22.006	47.690	38.034	252.3	16:24:43.498	28		1:44.502	22.340	47.392	34.770	254.1	16:23:01.255
								29		1:54.940 P	23.012	48.411	43.517	214.2	16:24:56.195





Hockenheimring
International GT Open
Free Practice - 2
Lap Analysis



8

Giuseppe Cipriani

Lamborghini Huracan GT3 EVO

9

Anthony Bartone

Mercedes AMG GT3 EVO

AM

Il Barone Rampante

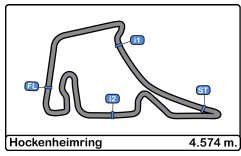
PRO

Fabian Schiller

GetSpeed

Lap	D	Time	Sector 1	Sector 2	Sector 3	T. Spd	Elapsed	Lap	D	Time	Sector 1	Sector 2	Sector 3	T. Spd	Elapsed
1		15:24:14.254	15:22:44.744	50.816	38.694	240.5	15:24:14.254	1		15:25:28.476	15:24:09.221	46.956	32.299	243.2	15:25:28.476
2		1:44.952	23.279	47.921	33.752	248.8	15:25:59.206	2		1:40.025	21.481	46.245	32.299	254.7	15:27:08.501
3		1:43.291	22.390	47.278	33.623	252.3	15:27:42.497	3		1:43.037	21.538	46.434	35.065	256.5	15:28:51.538
4		1:42.721	22.233	47.139	33.349	251.7	15:29:25.218	4		1:39.737	21.412	46.210	32.115	255.9	15:30:31.275
5		1:48.788	22.368	49.087	37.333	251.7	15:31:14.006	5		1:39.695	21.417	46.126	32.152	256.5	15:32:10.970
6		1:42.740	22.241	47.165	33.304	253.5	15:32:56.716	6		1:44.416 P	21.354	46.231	36.831	255.9	15:33:55.386
7		1:42.432	22.005	47.043	33.084	252.9	15:34:38.848	7		4:04.803	2:45.629	46.373	32.801	255.3	15:38:00.189
8		1:42.282	22.072	47.151	33.059	255.3	15:36:21.130	8		1:39.808	21.580	46.100	32.128	256.5	15:39:39.997
9		1:42.031	22.015	47.014	33.002	252.3	15:38:03.161	9		1:41.828	21.581	47.004	33.243	257.1	15:41:21.825
10		1:48.818 P	22.100	46.941	39.777	253.5	15:39:51.979	10		1:39.862	21.567	46.263	32.032	255.9	15:43:01.687
11		2:47.255	1:24.711	47.712	34.832	248.8	15:42:39.234	11		1:41.114	21.435	46.338	33.341	257.1	15:44:42.801
12		1:42.325	21.981	46.872	33.472	252.3	15:44:21.559	12		1:44.844 P	21.695	46.275	36.874	257.7	15:46:27.645
13		1:42.186	22.067	46.843	33.276	251.7	15:46:03.745	13		8:25.250	7:03.691	47.464	34.095	252.9	15:54:52.895
14		1:53.944 P	22.591	50.631	40.722	217.7	15:47:57.689	14		1:43.279	22.163	47.249	33.867	255.9	15:56:36.174
15		3:33.329	2:12.318	47.297	33.714	250.0	15:51:31.018	15		1:42.563	22.332	47.087	33.144	255.9	15:58:18.737
16		1:43.817	22.223	47.849	33.745	251.1	15:53:14.835	16		1:42.004	22.115	46.846	33.043	257.1	16:00:00.741
17		1:53.181 P	22.079	48.764	42.338	252.3	15:55:08.016	17		1:42.096	21.982	46.947	33.167	258.3	16:01:42.837
18		11:27.239	10:05.594	47.433	34.212	247.7	16:06:35.255	18		1:42.911	22.245	47.220	33.446	258.9	16:03:25.748
19		1:44.218	22.248	48.483	33.487	249.4	16:08:19.473	19		1:42.541	22.110	47.027	33.404	257.7	16:05:08.289
20		1:42.349	22.186	47.081	33.082	253.5	16:10:01.822	20		1:59.842 P	24.580	48.007	47.255	254.7	16:07:08.131
21		1:41.933	21.942	46.965	33.026	253.5	16:11:43.755	21		2:52.272	1:32.173	46.896	33.203	256.5	16:10:00.403
22		1:41.645	21.867	46.836	32.942	253.5	16:13:25.400	22		1:41.263	21.881	46.654	32.728	257.1	16:11:41.666
23		1:44.539	24.257	47.080	33.202	250.0	16:15:09.939	23		1:42.820	21.872	46.830	34.118	256.5	16:13:24.486
24		1:41.533	22.155	46.768	32.610	250.0	16:16:51.472	24		1:55.746	35.144	47.297	33.305	253.5	16:15:20.232
25		1:41.547	21.987	46.795	32.765	250.5	16:18:33.019	25		1:41.442	21.869	46.685	32.888	255.9	16:17:01.674
26		1:41.547	21.929	46.813	32.805	251.7	16:20:14.566	26		1:41.400	21.679	46.946	32.775	255.3	16:18:43.074
27		1:41.543	21.859	46.871	32.813	253.5	16:21:56.109	27		1:41.762	21.727	47.071	32.964	256.5	16:20:24.836
28		1:41.289	21.794	46.873	32.622	251.7	16:23:37.398	28		1:41.791	21.940	46.924	32.927	256.5	16:22:06.627
29		4:03.020 P	2:12.789	1:01.554	48.677	162.8	16:27:40.418	29		1:48.718 P	21.921	46.844	39.953	256.5	16:23:55.345





Hockenheimring
International GT Open
Free Practice - 2
Lap Analysis



10

Alessio Deledda

Lamborghini Huracan GT3 EVO2

11

Ernst Kirchmayr

Ferrari 296 GT3

PRO Jordan Pepper Oregon Team PROAM Luca Ludwig racing one

Lap	D	Time	Sector 1	Sector 2	Sector 3	T. Spd	Elapsed	Lap	D	Time	Sector 1	Sector 2	Sector 3	T. Spd	Elapsed
1		15:24:31.539	15:23:10.856	47.893	32.790	250.5	15:24:31.539	1		15:24:48.744	15:23:10.619	58.957	39.168	251.7	15:24:48.744
2		1:43.772	21.567	49.217	32.988	256.5	15:26:15.311	2		1:40.228	21.480	46.181	32.567	255.3	15:26:28.972
3		1:43.584	21.517	46.365	35.702	257.7	15:27:58.895	3		1:40.268	21.627	46.154	32.487	255.9	15:28:09.240
4		1:43.016	21.568	46.659	34.789	257.7	15:29:41.911	4		1:43.794	22.115	46.277	35.402	256.5	15:29:53.034
5		1:40.663	21.569	46.451	32.643	258.9	15:31:22.574	5		1:40.196	21.532	46.291	32.373	256.5	15:31:33.230
6		1:41.221	22.166	46.309	32.746	257.7	15:33:03.795	6		1:46.770 P	22.556	46.636	37.578	257.7	15:33:20.000
7		1:40.474	21.547	46.386	32.541	258.9	15:34:44.269	7		5:25.108	4:00.593	49.436	35.079	252.9	15:38:45.108
8		1:45.668 P	21.638	46.401	37.629	258.9	15:36:29.937	8		1:43.377	22.317	47.178	33.882	254.7	15:40:28.485
9		6:08.537	4:47.903	46.643	33.991	255.3	15:42:38.474	9		1:43.117	22.223	47.257	33.637	256.5	15:42:11.602
10		1:40.722	21.482	46.562	32.678	257.7	15:44:19.196	10		1:42.955	22.089	47.075	33.791	255.9	15:43:54.557
11		1:40.589	21.403	46.454	32.732	258.3	15:45:59.785	11		1:43.102	22.328	47.074	33.700	255.9	15:45:37.659
12		1:40.982	21.553	46.485	32.944	258.3	15:47:40.767	12		1:43.448	22.070	47.172	34.206	257.1	15:47:21.107
13		1:48.706 P	21.604	46.655	40.447	258.9	15:49:29.473	13		1:47.544	22.888	47.949	36.707	256.5	15:49:08.651
14		6:41.801	5:18.925	46.750	36.126	256.5	15:56:11.274	14		1:42.903	22.430	46.957	33.516	256.5	15:50:51.554
15		1:41.429	21.665	46.742	33.022	258.3	15:57:52.703	15		1:42.782	22.107	46.994	33.681	257.7	15:52:34.336
16		1:58.601 P	21.823	47.473	3:49.305	259.6	16:02:51.304	16		1:42.587	22.173	46.847	33.567	257.1	15:54:16.923
17		4:06.601	2:45.191	47.293	34.117	253.5	16:06:57.905	17		1:51.103 P	22.424	48.932	39.747	255.9	15:56:08.026
18		1:42.515	21.965	46.872	33.678	258.3	16:08:40.420	18		2:48.844 P	1:21.240	48.217	39.387	255.9	15:58:56.870
19		1:42.038	22.104	46.749	33.185	258.3	16:10:22.458	19		2:52.260	1:31.323	47.398	33.539	258.3	16:01:49.130
20		1:41.369	21.840	46.471	33.058	258.9	16:12:03.827	20		1:44.864 P	21.556	46.240	37.068	259.6	16:03:33.994
21		1:41.487	21.929	46.486	33.072	257.7	16:13:45.314	21		3:01.619 P	1:29.454	51.629	40.536	255.3	16:06:35.613
22		1:41.606	21.815	46.618	33.173	257.1	16:15:26.920	22		2:53.069 P	1:26.804	46.533	39.732	257.1	16:09:28.682
23		1:41.268	21.755	46.621	32.892	257.1	16:17:08.188	23		3:07.125 P	1:39.055	48.445	39.625	254.7	16:12:35.807
24		1:41.095	21.705	46.579	32.811	257.7	16:18:49.283	24		6:56.344	5:34.578	46.544	35.222	256.5	16:19:32.151
25		1:41.784	21.767	46.775	33.242	258.3	16:20:31.067	25		1:45.990 P	21.701	46.470	37.819	257.1	16:21:18.141
26		1:45.175	21.832	46.900	36.443	258.3	16:22:16.242								
27		1:51.183 P	22.257	49.634	39.292	256.5	16:24:07.425								

12

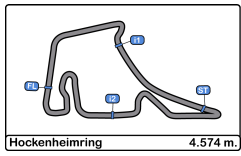
Hash

Porsche 911 GT3 R (992)

PROAM Alex Fontana Car Collection Motorsport

Lap	D	Time	Sector 1	Sector 2	Sector 3	T. Spd	Elapsed
1		15:25:53.470	15:24:29.448	47.598	36.424	248.8	15:25:53.470
2		1:41.317	21.955	46.700	32.662	254.1	15:27:34.787
3		1:41.235	21.736	46.487	33.012	253.5	15:29:16.022
4		1:41.132	21.885	46.582	32.665	255.9	15:30:57.154
5		1:40.082	21.473	46.149	32.460	254.1	15:32:37.236
6		1:40.416	21.422	46.446	32.548	253.5	15:34:17.652
7		1:40.675	21.667	46.403	32.605	252.9	15:35:58.327
8		1:40.745	21.512	46.711	32.522	253.5	15:37:39.072
9		1:45.989 P	21.864	46.554	37.571	254.1	15:39:25.061
10		5:16.535	3:55.295	48.139	33.101	251.1	15:44:41.596
11		1:40.000	21.541	46.237	32.222	252.9	15:46:21.596
12		1:39.801	21.257	46.256	32.288	254.1	15:48:01.397
13		1:39.884	21.416	46.214	32.254	254.7	15:49:41.281
14		1:45.587	21.446	48.369	35.772	255.3	15:51:26.868
15		1:57.990 P	21.428	49.751	46.811	254.7	15:53:24.858
16		16:02.027 P	14:29.703	49.871	42.453	248.2	16:09:26.885
17		6:40.880	5:16.696	49.397	34.787	247.7	16:16:07.765
18		1:46.449	23.554	48.349	34.546	250.0	16:17:54.214
19		1:46.252	22.846	48.191	35.215	251.1	16:19:40.466
20		1:45.562	22.854	48.052	34.656	253.5	16:21:26.028
21		1:46.407	22.870	49.137	34.400	252.9	16:23:12.435
22		1:51.019 P	22.778	47.747	40.494	252.3	16:25:03.454



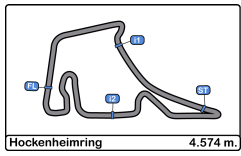


Hockenheimring
International GT Open
Free Practice - 2
Lap Analysis



15							16								
Porsche 911 GT3 R (992)							Ferrari 296 GT3								
PRO Nico Menzel							PROAM Allam Khodair								
Car Collection Motorsport							AF Corse								
Lap	D	Time	Sector 1	Sector 2	Sector 3	T. Spd	Elapsed	Lap	D	Time	Sector 1	Sector 2	Sector 3	T. Spd	Elapsed
1		15:24:19.785	15:22:50.989	47.166	41.630	242.6	15:24:19.785	1		15:26:55.384	15:25:34.613	47.641	33.130	251.7	15:26:55.384
2		1:44.856 P	21.627	46.413	36.816	253.5	15:26:04.641	2		1:40.789	21.724	46.491	32.574	254.1	15:28:36.173
3		2:51.152	1:30.553	46.987	33.612	254.7	15:28:55.793	3		1:40.394	21.619	46.475	32.300	254.1	15:30:16.567
4		1:42.274	21.882	47.228	33.164	257.1	15:30:38.067	4		1:39.977	21.536	46.344	32.097	254.1	15:31:56.544
5		1:41.503	21.750	46.860	32.893	254.1	15:32:19.570	5		1:40.153	21.415	46.171	32.567	254.7	15:33:36.697
6		1:41.034	21.638	46.739	32.657	254.1	15:34:00.604	6		1:48.305 P	22.559	46.563	39.183	254.1	15:35:25.002
7		1:45.748 P	21.702	46.728	37.318	254.7	15:35:46.352	7		7:16.348	5:56.173	46.930	33.245	254.7	15:42:41.350
8		8:13.910	6:47.973	48.676	37.261	250.0	15:44:00.262	8		1:43.974	21.519	46.466	35.989	255.3	15:44:25.324
9		1:40.139	21.502	46.508	32.129	252.9	15:45:40.401	9		1:40.154	21.521	46.315	32.318	254.7	15:46:05.478
10		1:40.732	21.333	46.530	32.869	254.1	15:47:21.133	10		1:43.445	21.624	48.682	33.139	243.2	15:47:48.923
11		1:45.080 P	21.881	46.665	36.534	252.3	15:49:06.213	11		1:47.599	21.512	46.491	39.596	255.3	15:49:36.522
12		2:53.905	1:33.826	46.798	33.281	255.9	15:52:00.118	12		1:45.638 P	21.516	46.480	37.642	256.5	15:51:22.160
13		1:47.148 P	22.057	46.739	38.352	253.5	15:53:47.266	13		4:53.262	3:31.580	47.700	33.982	252.3	15:56:15.422
14		2:06.957 P	38.628	47.524	40.805	258.3	15:55:54.223	14		1:43.127	21.945	47.766	33.416	254.1	15:57:58.549
15		6:47.687	5:27.563	46.889	33.235	256.5	16:02:41.910	15		1:43.089	21.945	47.605	33.539	254.1	15:59:41.638
16		1:41.348	21.790	46.713	32.845	256.5	16:04:23.258	16		1:43.335	21.992	48.174	33.169	254.1	16:01:24.973
17		1:40.963	21.629	46.587	32.747	256.5	16:06:04.221	17		1:42.395	21.752	47.061	33.582	256.5	16:03:07.368
18		1:41.560	21.650	46.985	32.925	255.3	16:07:45.781	18		1:51.031 P	22.168	47.650	41.213	254.7	16:04:58.399
19		1:46.425 P	21.779	46.826	37.820	255.9	16:09:32.206	19		3:22.514	2:01.794	47.324	33.396	254.1	16:08:20.913
20		3:45.958	2:26.238	46.949	32.771	256.5	16:13:18.164	20		1:42.605	21.937	47.358	33.310	257.7	16:10:03.518
21		1:41.563	21.634	47.140	32.789	254.1	16:14:59.727	21		1:42.805	21.987	47.498	33.320	255.9	16:11:46.323
22		1:40.870	21.566	46.645	32.659	255.3	16:16:40.597	22		1:42.529	21.817	47.238	33.465	255.3	16:13:28.843
23		1:41.542	21.827	46.816	32.869	254.7	16:18:22.109	23		1:43.674	22.709	47.369	33.596	253.5	16:15:12.517
24		1:47.352 P	21.784	46.882	38.686	255.3	16:20:09.461	24		1:44.117	21.920	48.703	33.494	254.7	16:16:56.634
25		2:51.009	1:30.820	46.860	33.329	256.5	16:23:00.470	25		1:42.374	21.759	47.218	33.394	254.7	16:18:39.005
26		1:52.025 P	22.763	48.355	40.907	232.7	16:24:52.495	26		1:43.422	22.005	47.389	33.728	255.3	16:20:22.127
								27		1:43.140	22.099	47.561	33.480	255.3	16:22:05.267
								28		1:48.807 P	21.922	47.339	39.546	255.3	16:23:54.074





Hockenheimring
International GT Open
Free Practice - 2
Lap Analysis



17

Diego Menchaca

Mercedes AMG GT3 EVO

20

Dominik Baumann

Mercedes AMG GT3 EVO

PRO Marcos Siebert Team Motopark PRO Mikaeel Pitamber SPS Automotive Performance

Lap	D	Time	Sector 1	Sector 2	Sector 3	T. Spd	Elapsed	Lap	D	Time	Sector 1	Sector 2	Sector 3	T. Spd	Elapsed
1		15:24:01.009	15:22:33.105	51.834	36.070	236.3	15:24:01.009	1		15:24:09.351	15:22:44.124	48.509	36.718	252.3	15:24:09.351
2		1:54.688	24.576	49.658	40.454	233.2	15:25:55.697	2		1:44.994	21.798	47.107	36.086	254.7	15:25:54.342
3		1:45.786	22.670	48.014	35.102	254.7	15:27:41.483	3		1:44.204	21.894	46.895	35.415	255.3	15:27:38.546
4		1:45.695	23.821	48.200	33.674	254.7	15:29:27.178	4		1:49.409 P	21.822	46.889	40.698	254.7	15:29:27.955
5		1:44.867	23.129	47.385	34.353	256.5	15:31:12.045	5		3:27.059	1:58.416	53.874	34.769	169.2	15:32:55.014
6		1:47.176	22.254	47.835	37.087	256.5	15:32:59.221	6		1:42.266	22.034	47.205	33.027	252.3	15:34:37.280
7		2:01.202 P	23.196	53.250	44.756	223.6	15:35:00.423	7		1:46.984 P	22.167	46.946	37.871	254.1	15:36:24.264
8		9:13.858	7:53.955	47.467	32.436	252.9	15:44:14.281	8		4:01.226	2:29.833	54.329	37.064	216.8	15:40:25.490
9		1:39.893	21.499	46.271	32.123	255.9	15:45:54.174	9		1:40.275	21.607	46.442	32.226	252.9	15:42:05.765
10		1:43.291	21.423	46.563	35.305	258.9	15:47:37.465	10		1:39.936	21.444	46.243	32.249	254.1	15:43:45.701
11		1:40.213	21.354	46.294	32.565	257.1	15:49:17.678	11		1:39.707	21.290	46.326	32.091	253.5	15:45:25.408
12		1:45.994	21.413	47.517	37.064	260.8	15:51:03.672	12		1:45.774 P	21.450	46.877	37.447	254.1	15:47:11.182
13		1:40.048	21.554	46.263	32.231	257.7	15:52:43.720	13		2:56.805	1:30.950	47.179	38.676	254.1	15:50:07.987
14		1:41.057	22.059	46.466	32.532	258.9	15:54:24.777	14		1:41.504	21.800	46.420	33.281	253.5	15:51:49.488
15		1:40.042	21.484	46.222	32.306	258.3	15:56:04.789	15		1:40.953	21.795	46.524	32.634	255.3	15:53:30.441
16		1:46.927 P	21.427	46.535	38.965	258.9	15:57:51.716	16		1:52.010 P	22.196	48.291	41.523	258.3	15:55:22.451
17		5:29.874	4:10.328	46.690	32.856	255.9	16:03:21.590	17		2:07.158 P	42.173	47.018	37.967	254.7	15:57:29.609
18		1:40.468	21.628	46.374	32.466	257.1	16:05:02.058	18		8:17.674 P	1:53.199	47.006	5:37.469	252.3	16:05:47.283
19		1:46.999	21.569	47.102	38.328	257.7	16:06:49.057	19		1:54.578	34.299	47.133	33.146	251.1	16:07:41.861
20		1:40.263	21.502	46.355	32.406	257.7	16:08:29.320	20		1:41.522	21.911	46.881	32.730	254.7	16:09:23.383
21		1:40.458	21.375	46.497	32.586	257.7	16:10:09.778	21		1:41.964	21.743	46.786	33.435	254.1	16:11:05.347
22		1:41.520	21.550	46.968	33.002	258.9	16:11:51.298	22		1:41.941	21.844	47.062	33.035	254.7	16:12:47.288
23		1:40.529	21.510	46.382	32.637	257.7	16:13:31.827	23		1:41.387	21.846	46.919	32.622	253.5	16:14:28.675
24		1:47.831 P	21.873	46.782	39.176	257.1	16:15:19.658	24		1:41.895	21.851	47.032	33.012	253.5	16:16:10.570
25		6:14.773 P	4:50.409	46.658	37.706	258.3	16:21:34.431	25		1:45.390	21.852	47.438	36.100	254.1	16:17:55.960
								26		1:48.999	22.094	53.016	33.889	190.1	16:19:44.959
								27		1:42.087	21.945	47.024	33.118	254.1	16:21:27.046
								28		1:42.063	22.250	46.902	32.911	255.9	16:23:09.109
								29		1:48.220 P	21.892	46.866	39.462	254.1	16:24:57.329

24

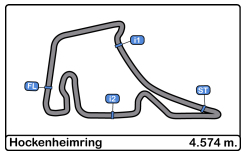
Andrey Borodin

McLaren 720s GT3 Evo

PROAM Oliver Webb Greystone GT

Lap	D	Time	Sector 1	Sector 2	Sector 3	T. Spd	Elapsed
1		15:24:23.137	15:22:49.693	53.603	39.841	213.8	15:24:23.137
2		1:45.840	23.180	48.008	34.652	252.9	15:26:08.977
3		1:44.452	23.839	47.338	33.275	257.1	15:27:53.429
4		1:53.393	22.733	51.478	39.182	230.7	15:29:46.822
5		1:42.882	21.571	46.567	34.744	259.6	15:31:29.704
6		1:48.044 P	21.670	47.520	38.821	257.7	15:33:17.715
7		3:12.900	1:48.742	46.476	37.682	258.3	15:36:30.615
8		1:40.743	21.431	46.345	32.967	255.3	15:38:11.358
9		1:40.184	21.556	46.233	32.395	257.1	15:39:51.542
10		1:41.493	21.523	46.220	33.750	259.6	15:41:33.035
11		1:53.496 P	22.975	48.721	41.800	252.9	15:43:26.531
12		3:28.717 P	2:01.766	46.835	40.116	256.5	15:46:55.248
13		4:40.559	3:20.945	46.967	32.647	254.7	15:51:35.807
14		1:43.746	21.533	47.008	35.205	258.3	15:53:19.553
15		1:40.296	21.496	46.284	32.516	257.1	15:54:59.849
16		1:51.493 P	22.858	48.367	40.268	254.7	15:56:51.342
17		4:11.829	2:50.126	47.461	34.242	255.9	16:01:03.171
18		1:54.081 P	21.892	46.666	45.523	258.3	16:02:57.252
19		10:50.473	9:29.163	46.796	34.514	255.9	16:13:47.725
20		1:39.720	21.280	45.935	32.505	255.3	16:15:27.445
21		1:56.894 P	23.187	49.754	43.953	241.0	16:17:24.339





Hockenheimring
International GT Open
Free Practice - 2
Lap Analysis



25

Alessandro Cozzi

Ferrari 296 GT3 27

Marco Pulcini

Ferrari 296 GT3

PROAM

Giorgio Sernagiotto

AF Corse

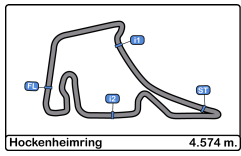
PROAM

Eddie Cheever

Spirit of Race

Lap	D	Time	Sector 1	Sector 2	Sector 3	T. Spd	Elapsed	Lap	D	Time	Sector 1	Sector 2	Sector 3	T. Spd	Elapsed
1		15:28:21.099	15:26:59.617	47.925	33.557	250.5	15:28:21.099	1		15:26:43.186	15:25:23.254	47.350	32.582	251.7	15:26:43.186
2		1:41.063	21.753	46.592	32.718	254.1	15:30:02.162	2		1:39.974	21.438	46.154	32.382	254.7	15:28:23.160
3		1:40.928	21.912	46.444	32.572	254.7	15:31:43.090	3		1:40.072	21.361	46.352	32.359	256.5	15:30:03.232
4		1:40.979	21.864	46.497	32.618	254.7	15:33:24.069	4		1:44.892	21.715	48.020	35.157	257.1	15:31:48.124
5		1:49.235 P	21.598	46.434	41.203	255.9	15:35:13.304	5		1:44.122 P	21.394	46.145	36.583	255.9	15:33:32.246
6		4:55.186	3:32.375	48.635	34.176	253.5	15:40:08.490	6		4:37.148	3:12.453	52.131	32.564	154.5	15:38:09.394
7		1:42.752	22.297	47.127	33.328	254.7	15:41:51.242	7		1:40.312	21.371	46.464	32.477	256.5	15:39:49.706
8		1:42.723	22.224	47.026	33.473	254.7	15:43:33.965	8		1:47.398	21.553	47.328	38.517	257.1	15:41:37.104
9		1:42.473	22.052	46.913	33.508	255.9	15:45:16.438	9		1:41.007	21.450	46.481	33.076	256.5	15:43:18.111
10		1:42.395	22.086	46.906	33.403	255.9	15:46:58.833	10		1:40.038	21.374	46.442	32.222	256.5	15:44:58.149
11		1:42.040	21.916	46.849	33.275	255.3	15:48:40.873	11		1:40.215	21.335	46.477	32.403	257.7	15:46:38.364
12		1:48.874 P	22.026	46.938	39.910	255.3	15:50:29.747	12		1:40.121	21.434	46.410	32.277	256.5	15:48:18.485
13		5:16.199	3:54.664	47.545	33.990	254.7	15:55:45.946	13		1:45.358 P	21.558	47.180	36.620	257.1	15:50:03.843
14		1:43.102	22.255	47.061	33.786	255.9	15:57:29.048	14		12:19.381	10:56.296	46.954	36.131	254.1	16:02:23.224
15		1:42.956	22.209	47.313	33.434	254.7	15:59:12.004	15		1:42.739	22.334	47.208	33.197	252.3	16:04:05.963
16		1:43.804	22.251	48.115	33.438	252.3	16:00:55.808	16		1:42.315	21.594	46.742	33.979	254.1	16:05:48.278
17		1:42.582	22.158	47.121	33.303	256.5	16:02:38.390	17		1:42.908	22.385	47.376	33.147	253.5	16:07:31.186
18		1:42.243	21.972	47.087	33.184	255.9	16:04:20.633	18		1:40.721	21.647	46.496	32.578	254.7	16:09:11.907
19		1:42.243	21.878	47.220	33.145	255.3	16:06:02.876	19		1:41.112	21.664	46.656	32.792	254.1	16:10:53.019
20		1:49.881 P	22.326	48.388	39.167	256.5	16:07:52.757	20		1:41.037	21.686	46.458	32.893	255.9	16:12:34.056
21		3:40.346	2:19.792	47.543	33.011	255.9	16:11:33.103	21		1:41.082	21.746	46.635	32.701	255.9	16:14:15.138
22		1:40.433	23.460	49.791	36.182	255.3	16:13:22.536	22		1:43.044	21.694	46.761	34.589	254.7	16:15:58.182
23		1:41.396	21.887	46.742	32.767	254.7	16:15:03.932	23		1:54.911 P	21.662	46.767	46.482	255.3	16:17:53.093
24		1:44.091	21.848	46.860	35.383	255.9	16:16:48.023								
25		1:41.166	21.834	46.825	32.507	255.3	16:18:29.189								
26		1:41.230	21.824	46.713	32.693	255.9	16:20:10.419								
27		1:41.622	21.871	46.851	32.900	255.9	16:21:52.041								
28		1:42.244	22.051	46.818	33.375	256.5	16:23:34.285								
29		1:53.295 P	22.229	47.308	43.758	254.7	16:25:27.580								





Hockenheimring
International GT Open
Free Practice - 2
Lap Analysis



42

Mark Wallenwein

Lamborghini Huracan GT3 EVO2

51

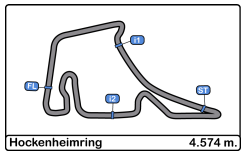
Nicola Marinangeli

Ferrari 296 GT3

PRO Maciej Blazek Leipter Motorsport PRO Vincent Abril Spirit of Race

Lap	D	Time	Sector 1	Sector 2	Sector 3	T. Spd	Elapsed	Lap	D	Time	Sector 1	Sector 2	Sector 3	T. Spd	Elapsed
1		15:24:35.718	15:23:10.582	51.005	34.131	222.6	15:24:35.718	1		15:24:02.641	15:22:38.311	50.852	33.478	250.5	15:24:02.641
2		1:43.920	22.103	48.433	33.384	249.4	15:26:19.638	2		1:42.693	22.272	47.169	33.252	253.5	15:25:45.334
3		1:42.470	21.960	47.430	33.080	250.5	15:28:02.108	3		1:41.951	22.169	46.910	32.872	253.5	15:27:27.285
4		1:43.542	22.242	47.526	33.774	252.3	15:29:45.650	4		1:41.570	21.835	46.956	32.779	252.9	15:29:08.855
5		1:52.943 P	22.150	47.882	42.881	252.3	15:31:38.563	5		1:41.329	21.807	46.841	32.681	253.5	15:30:50.184
6		3:53.289	2:32.807	47.349	33.133	251.7	15:35:31.852	6		1:41.187	21.703	46.799	32.685	254.1	15:32:31.371
7		1:42.691	22.279	47.135	33.277	251.7	15:37:14.543	7		1:45.919 P	21.812	46.730	37.377	254.1	15:34:17.290
8		1:42.318	22.002	47.179	33.137	251.7	15:38:56.861	8		4:44.254	3:22.589	48.356	33.309	252.9	15:39:01.544
9		1:42.223	21.996	47.209	33.018	251.7	15:40:39.084	9		1:41.846	21.959	47.056	32.831	254.7	15:40:43.390
10		1:47.911 P	22.008	47.627	38.276	250.5	15:42:26.995	10		1:41.521	21.892	46.890	32.739	254.1	15:42:24.911
11		4:41.616	3:17.212	49.354	35.050	250.0	15:47:08.611	11		1:41.939	21.838	47.393	32.708	254.1	15:44:06.850
12		1:43.344	22.279	47.423	33.642	251.1	15:48:51.955	12		1:44.893	21.944	46.958	35.991	254.7	15:45:51.743
13		1:43.646	22.466	47.686	33.494	251.7	15:50:35.601	13		1:42.252	22.141	47.109	33.002	254.1	15:47:33.995
14		1:43.944	22.909	47.426	33.606	254.1	15:52:19.542	14		1:41.708	21.727	47.113	32.868	254.7	15:49:15.703
15		1:43.783	22.219	47.818	33.746	254.1	15:54:03.325	15		1:40.844	22.656	51.454	35.734	213.4	15:51:05.547
16		1:43.168	22.156	47.247	33.765	254.7	15:55:46.493	16		1:42.165	22.127	47.187	32.851	255.9	15:52:47.712
17		1:40.455 P	22.494	47.666	39.295	256.5	15:57:35.948	17		1:50.708 P	22.077	47.072	41.559	256.5	15:54:38.420
18		2:27.056	1:06.910	46.882	33.264	254.1	16:00:03.004	18		3:15.590 P	1:40.592	56.392	38.606	233.2	15:57:54.010
19		1:41.586	21.944	46.789	32.853	255.3	16:01:44.590	19		2:52.819	1:32.612	46.971	33.236	255.9	16:00:46.829
20		1:43.878	21.938	47.117	34.823	257.1	16:03:28.468	20		1:42.507	21.952	47.401	33.154	255.9	16:02:29.336
21		1:41.440	21.804	46.895	32.741	254.7	16:05:09.908	21		1:42.074	21.932	47.181	32.958	255.9	16:04:11.407
22		1:56.830 P	22.277	46.859	47.694	252.9	16:07:06.738	22		1:42.085	21.918	46.948	33.219	255.3	16:05:53.492
23		2:47.848	1:28.231	46.930	32.687	251.7	16:09:54.586	23		1:47.960 P	22.492	47.913	37.555	251.7	16:07:41.452
24		1:40.676	21.657	46.639	32.380	252.9	16:11:35.262	24		3:10.992	1:47.748	49.012	34.232	254.1	16:10:52.444
25		1:41.410	21.709	47.205	32.496	251.7	16:13:16.672	25		1:45.941	23.983	48.019	33.939	254.7	16:12:38.385
26		1:40.659	21.589	46.656	32.414	252.9	16:14:57.331	26		1:40.590	21.661	46.467	32.462	254.1	16:14:18.975
27		1:41.574	21.512	47.076	32.986	253.5	16:16:38.905	27		1:40.354	21.471	46.513	32.370	254.7	16:15:59.329
28		1:40.576	21.585	46.603	32.388	253.5	16:18:19.481	28		1:46.702 P	21.617	46.481	38.604	256.5	16:17:46.031
29		1:48.811 P	21.950	48.063	38.798	253.5	16:20:08.292	29		2:16.276	53.644	47.506	35.126	254.1	16:20:02.307
								30		1:40.522	21.452	46.606	32.464	255.3	16:21:42.829
								31		1:40.670	21.510	46.615	32.545	255.3	16:23:23.499
								32		2:00.794 P	25.194	54.483	41.117	206.8	16:25:24.293





Hockenheimring
International GT Open
Free Practice - 2
Lap Analysis



54

Österreich

Mercedes AMG GT3 EVO

55

Laurent De Meeus

Ferrari 296 GT3

PROAM

Yannick Mettler

CBRX by SPS

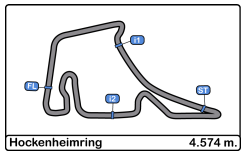
PROAM

Jamie Stanley

AF Corse

Lap	D	Time	Sector 1	Sector 2	Sector 3	T. Spd	Elapsed	Lap	D	Time	Sector 1	Sector 2	Sector 3	T. Spd	Elapsed
1		15:24:36.270	15:23:13.173	48.687	34.410	254.1	15:24:36.270	1		15:24:52.979	15:23:31.824	48.521	32.634	247.7	15:24:52.979
2		1:41.318	21.813	46.677	32.828	254.7	15:26:17.588	2		1:41.166	21.888	46.822	32.456	252.3	15:26:34.145
3		1:41.729	21.681	46.494	33.554	255.9	15:27:59.317	3		1:40.492	21.624	46.585	32.283	254.7	15:28:14.637
4		1:43.429	21.820	46.559	35.050	256.5	15:29:42.746	4		1:40.789	21.519	46.725	32.545	254.7	15:29:55.426
5		1:42.797	21.769	46.774	34.254	256.5	15:31:25.543	5		1:46.806 P	21.978	46.721	38.107	256.5	15:31:42.232
6		1:40.311	21.640	46.286	32.385	255.3	15:33:05.854	6		6:46.252	5:26.734	46.790	32.728	252.3	15:38:28.484
7		1:40.187	21.530	46.379	32.278	255.3	15:34:46.041	7		1:40.840	21.627	46.630	32.583	254.7	15:40:09.324
8		1:46.650 P	21.612	46.598	38.440	256.5	15:36:32.691	8		1:46.005	22.004	47.323	36.678	255.9	15:41:55.329
9		3:25.681	2:06.611	46.527	32.543	254.1	15:39:58.372	9		1:44.258	21.672	46.914	35.672	253.5	15:43:39.587
10		1:40.211	21.604	46.314	32.293	255.9	15:41:38.583	10		1:40.881	21.543	46.718	32.620	253.5	15:45:20.468
11		1:43.066	21.734	46.394	34.938	255.9	15:43:21.649	11		1:44.577	22.117	48.388	34.072	255.3	15:47:05.045
12		1:45.731 P	21.521	46.451	37.759	255.3	15:45:07.380	12		1:49.955 P	21.617	47.008	41.330	254.1	15:48:55.000
13		2:59.478 P	1:31.014	46.474	41.990	255.9	15:48:06.858	13		9:20.973	7:57.949	48.516	34.508	252.3	15:58:15.973
14		3:25.125	1:59.149	48.607	37.369	254.1	15:51:31.983	14		2:03.787	22.627	1:06.007	35.153	252.9	16:00:19.760
15		1:49.822	22.826	51.003	35.993	254.1	15:53:21.805	15		1:44.535	22.630	47.677	34.228	255.3	16:02:04.295
16		1:46.282	22.964	48.314	35.004	254.7	15:55:08.087	16		1:45.033	22.727	47.729	34.577	255.3	16:03:49.328
17		1:45.368	22.528	48.014	34.826	254.1	15:56:53.455	17		1:52.639 P	22.911	47.854	41.874	254.1	16:05:41.967
18		1:49.170	24.783	48.671	35.716	254.1	15:58:42.625	18		2:59.751	1:36.138	48.648	34.965	251.7	16:08:41.718
19		1:47.600	23.018	48.475	36.107	252.9	16:00:30.225	19		1:43.794	22.273	47.568	33.953	254.1	16:10:25.512
20		1:49.235	25.544	48.990	34.701	252.9	16:02:19.460	20		1:43.651	21.995	47.711	33.945	255.3	16:12:09.163
21		1:44.206	22.350	47.585	34.271	255.3	16:04:03.666	21		1:44.815	22.344	48.325	34.146	253.5	16:13:53.978
22		1:46.561	22.361	49.377	34.823	254.1	16:05:50.227	22		1:44.318	22.721	47.611	33.986	254.1	16:15:38.296
23		1:44.233	22.387	47.609	34.237	254.7	16:07:34.460	23		1:43.471	22.137	47.588	33.746	253.5	16:17:21.767
24		1:53.081 P	22.247	48.301	42.533	255.9	16:09:27.541	24		1:43.532	22.223	47.577	33.732	254.1	16:19:05.299
25		4:26.633	3:05.344	47.678	33.611	254.1	16:13:54.174	25		1:43.459	22.256	47.465	33.738	254.1	16:20:48.758
26		1:40.714	21.959	46.397	32.358	254.1	16:15:34.888	26		1:43.304	21.970	47.619	33.715	254.1	16:22:32.062
27		1:39.978	21.429	46.141	32.408	255.3	16:17:14.866	27		1:51.395 P	23.744	48.030	39.621	253.5	16:24:23.457
28		1:39.995	21.454	46.368	32.173	255.3	16:18:54.861								
29		1:39.944	21.315	46.478	32.151	255.9	16:20:34.805								
30		1:44.744	21.492	46.408	36.844	255.9	16:22:19.549								
31		1:49.890 P	21.737	47.162	40.991	255.9	16:24:09.439								





Hockenheimring
International GT Open
Free Practice - 2
Lap Analysis



61

Jean-Claude Saada

Ferrari 296 GT3 **63**

Rolf Ineichen

Lamborghini Huracan GT3 EVO2

PROAM

Conrad Grunewald

AF Corse

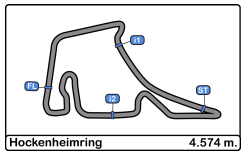
PRO

Leonardo Pulcini

Oregon Team

Lap	D	Time	Sector 1	Sector 2	Sector 3	T. Spd	Elapsed	Lap	D	Time	Sector 1	Sector 2	Sector 3	T. Spd	Elapsed
1		15:25:57.739	15:24:31.764	48.125	37.850	253.5	15:25:57.739	1		15:24:22.308	15:22:54.016	49.252	39.040	244.8	15:24:22.308
2		1:41.168	21.981	46.807	32.380	255.9	15:27:38.907	2		1:45.526	21.684	46.606	37.236	257.1	15:26:07.834
3		1:42.384	21.828	46.652	33.904	258.3	15:29:21.291	3		1:40.112	21.451	46.059	32.602	258.3	15:27:47.946
4		1:40.959	21.635	46.359	32.965	255.9	15:31:02.250	4		1:39.959	21.279	46.061	32.619	259.6	15:29:27.905
5		1:41.175	21.766	46.581	32.828	257.1	15:32:43.425	5		1:39.887	21.362	46.034	32.491	258.9	15:31:07.792
6		1:40.491	21.680	46.389	32.422	255.3	15:34:23.916	6		1:45.906	21.386	49.728	34.792	260.2	15:32:53.698
7		1:40.940	22.075	46.323	32.542	255.9	15:36:04.856	7		1:40.107	21.428	46.178	32.501	258.3	15:34:33.805
8		1:40.412	21.711	46.384	32.317	256.5	15:37:45.268	8		1:39.811	21.377	45.977	32.457	259.6	15:36:13.616
9		1:40.488	21.655	46.488	32.345	256.5	15:39:25.756	9		1:44.840 P	21.537	46.129	37.174	258.9	15:37:58.456
10		1:40.785	21.812	46.407	32.566	255.3	15:41:06.541	10		3:50.841	2:30.875	46.473	33.493	255.3	15:41:49.297
11		1:40.692	21.678	46.566	32.448	255.3	15:42:47.233	11		1:41.534	21.685	46.334	33.515	257.7	15:43:30.831
12		1:48.862 P	21.689	47.133	40.040	257.1	15:44:36.095	12		1:41.506	21.861	46.482	33.163	258.3	15:45:12.337
13		5:26.373	4:02.851	48.159	35.363	252.9	15:50:02.468	13		1:40.566	21.632	46.111	32.823	258.9	15:46:52.903
14		1:43.904	22.418	47.261	34.225	253.5	15:51:46.372	14		1:40.923	21.805	46.207	32.911	258.3	15:48:33.826
15		1:43.497	21.753	47.818	33.926	255.3	15:53:29.869	15		1:41.761	21.943	46.617	33.201	259.6	15:50:15.587
16		1:42.709	21.878	46.998	33.833	257.1	15:55:12.578	16		1:45.701 P	21.633	46.288	37.780	258.9	15:52:01.288
17		1:42.178	22.157	46.913	33.108	256.5	15:56:54.756	17		3:52.877	2:31.891	48.202	32.784	256.5	15:55:54.165
18		1:44.972	22.765	47.942	34.265	256.5	15:58:39.728	18		1:40.865	21.642	46.327	32.896	258.9	15:57:35.030
19		1:44.826	21.947	47.308	35.571	256.5	16:00:24.554	19		1:40.347	21.517	46.126	32.704	258.9	15:59:15.377
20		1:43.386	22.696	47.336	33.354	257.1	16:02:07.940	20		1:44.129	21.959	46.424	35.746	260.2	16:00:59.506
21		1:43.127	22.177	47.243	33.707	258.3	16:03:51.067	21		1:41.945	21.818	46.607	33.520	260.2	16:02:41.451
22		1:43.939	21.938	47.284	34.717	257.7	16:05:35.006	22		1:40.823	21.739	46.297	32.787	260.2	16:04:22.274
23		1:44.360	22.541	47.901	33.918	254.7	16:07:19.366	23		1:45.991 P	21.755	46.370	37.866	258.9	16:06:08.265
24		1:51.121 P	22.610	47.483	41.028	254.1	16:09:10.487	24		6:33.371	5:10.597	47.001	35.773	256.5	16:12:41.636
25		3:13.500	1:53.343	46.888	33.269	255.9	16:12:23.987	25		1:41.326	21.686	46.755	32.885	257.1	16:14:22.962
26		1:42.571	22.199	47.005	33.367	254.7	16:14:06.558	26		1:41.245	21.785	46.477	32.983	258.3	16:16:04.207
27		1:42.964	21.949	47.734	33.281	254.7	16:15:49.522	27		1:40.983	21.639	46.401	32.943	259.6	16:17:45.190
28		1:43.638	21.848	47.506	34.284	255.3	16:17:33.160	28		1:40.824	21.700	46.526	32.595	258.3	16:19:26.011
29		1:53.114 P	22.268	47.129	43.717	255.3	16:19:26.274	29		1:45.502 P	21.714	46.636	37.152	259.6	16:21:11.513



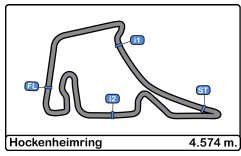


Hockenheimring
International GT Open
Free Practice - 2
Lap Analysis



65 Heiko Neumann Mercedes AMG GT3 EVO							66 Stewart Proctor McLaren 720S GT3								
AM Timo Rumpfkeil			Team Motopark				PROAM Lewis Proctor			Greystone GT					
Lap	D	Time	Sector 1	Sector 2	Sector 3	T. Spd	Elapsed	Lap	D	Time	Sector 1	Sector 2	Sector 3	T. Spd	Elapsed
1		15:24:12.843	15:22:38.039	56.279	38.525	212.1	15:24:12.843	1		15:24:38.549	15:23:10.166	51.145	37.238	246.0	15:24:38.549
2		1:55.903	28.031	50.986	36.886	235.8	15:26:08.746	2		1:45.193	22.632	47.745	34.816	251.1	15:26:23.742
3		1:46.416	23.654	48.936	33.826	251.7	15:27:55.162	3		1:45.435	22.620	47.750	35.065	252.9	15:28:09.177
4		1:44.649	22.662	48.497	33.490	253.5	15:29:39.811	4		1:44.882	22.989	47.338	34.555	254.1	15:29:54.059
5		1:47.680	22.560	49.890	35.230	252.9	15:31:27.491	5		1:43.577	22.275	46.965	34.337	254.7	15:31:37.636
6		1:43.707	22.419	47.659	33.629	252.9	15:33:11.198	6		1:43.772	22.514	47.146	34.112	254.1	15:33:21.408
7		2:01.447 P	23.316	52.923	45.208	218.1	15:35:12.645	7		1:44.409	22.247	46.955	35.207	255.9	15:35:05.817
8		9:15.855	7:55.427	47.444	32.984	249.4	15:44:28.500	8		1:43.323	22.432	46.818	34.073	255.3	15:36:49.140
9		1:41.421	22.113	46.799	32.509	251.7	15:46:09.921	9		1:43.116	22.339	46.961	33.816	255.9	15:38:32.256
10		1:41.794	21.824	46.867	33.103	252.9	15:47:51.715	10		1:42.909	22.339	46.700	33.870	256.5	15:40:15.165
11		1:41.904	21.842	47.024	33.038	252.3	15:49:33.619	11		1:43.010	22.106	46.982	33.922	254.7	15:41:58.175
12		1:40.909	21.617	46.746	32.546	253.5	15:51:14.528	12		1:49.068 P	22.692	47.157	39.219	254.1	15:43:47.243
13		1:41.054	21.722	46.768	32.564	253.5	15:52:55.582	13		3:51.647	2:27.313	47.481	36.853	255.3	15:47:38.890
14		1:41.225	21.750	46.877	32.598	254.7	15:54:36.807	14		1:45.300	22.372	47.341	35.587	254.7	15:49:24.190
15		1:50.034 P	22.265	47.918	39.851	253.5	15:56:26.841	15		1:43.425	22.188	46.820	34.417	254.7	15:51:07.615
16		5:32.923	4:09.939	48.489	34.495	250.5	16:01:59.764	16		1:43.191	22.379	46.804	34.008	255.9	15:52:50.806
17		1:42.838	22.510	47.158	33.170	253.5	16:03:42.602	17		1:42.748	22.278	46.783	33.687	256.5	15:54:33.554
18		1:43.729	21.997	47.292	34.440	253.5	16:05:26.331	18		1:43.383	22.223	46.913	34.247	257.1	15:56:16.937
19		1:41.665	21.890	46.750	33.025	252.3	16:07:07.996	19		1:43.742	22.126	47.012	34.604	257.1	15:58:00.679
20		1:41.751	21.823	46.946	32.982	254.1	16:08:49.747	20		1:45.287	22.764	47.736	34.787	258.9	15:59:45.966
21		1:42.131	21.859	47.273	32.999	255.3	16:10:31.878	21		1:43.570	22.245	46.869	34.456	256.5	16:01:29.536
22		1:42.031	21.892	47.115	33.024	255.3	16:12:13.909	22		1:45.327	22.358	47.295	35.674	258.3	16:03:14.863
23		1:43.712	21.943	47.666	34.103	256.5	16:13:57.621	23		1:44.414	22.347	47.403	34.664	256.5	16:04:59.277
24		1:46.766 P	22.034	47.122	37.610	252.9	16:15:44.387	24		1:51.274 P	22.329	47.365	41.580	255.9	16:06:50.551
25		2:54.498 P	1:30.211	47.134	37.153	252.9	16:18:38.885	25		2:49.197	1:29.004	47.115	33.078	255.9	16:09:39.748
26		2:54.187	1:32.762	47.209	34.216	255.3	16:21:33.072	26		1:41.655	21.854	46.845	32.956	257.1	16:11:21.403
27		1:45.233 P	21.948	46.764	36.521	253.5	16:23:18.305	27		1:43.719	21.724	46.444	35.551	257.7	16:13:05.122
								28		1:40.804	21.509	46.531	32.761	255.3	16:14:45.923
								29		1:41.064	21.767	46.458	32.839	255.9	16:16:26.987
								30		1:41.049	21.513	46.607	32.899	255.3	16:18:08.006
								31		1:41.030	21.577	46.547	32.906	257.1	16:19:49.036
								32		2:46.041 P	21.711	46.937	1:37.393	260.2	16:22:35.077





Hockenheimring
International GT Open
Free Practice - 2
Lap Analysis



69

Michael Blanchemain

Mercedes AMG GT3 EVO

75

Filip Salaquarda

Audi R8 LMS GT3 Evo II

PROAM

Vladislav Lomko

Scuderia Villorba Corse

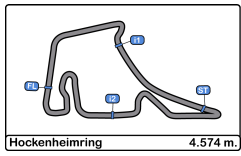
PROAM

Libor Milota

ISR Racing

Lap	D	Time	Sector 1	Sector 2	Sector 3	T. Spd	Elapsed	Lap	D	Time	Sector 1	Sector 2	Sector 3	T. Spd	Elapsed
1		15:25:20.990	15:23:50.388	53.547	37.055	225.4	15:25:20.990	1		15:24:05.258	15:22:40.587	49.673	34.998	251.7	15:24:05.258
2		1:47.516	23.258	48.909	35.349	249.4	15:27:08.506	2		1:43.943	22.420	47.528	33.995	253.5	15:25:49.201
3		1:46.339	23.637	48.059	34.643	251.7	15:28:54.845	3		1:43.295	22.030	47.308	33.957	254.7	15:27:32.496
4		1:49.688 P	22.026	48.901	38.761	252.3	15:30:44.533	4		1:44.416	21.988	48.149	34.279	252.3	15:29:16.912
5		2:34.156	1:12.389	48.348	33.419	251.7	15:33:18.689	5		1:46.175	22.224	47.323	36.628	255.3	15:31:03.087
6		1:43.005	21.968	47.357	33.680	252.3	15:35:01.694	6		1:42.564	22.173	46.659	33.732	256.5	15:32:45.651
7		1:41.690	21.974	46.902	32.814	252.3	15:36:43.384	7		1:41.149	21.785	46.446	32.918	255.3	15:34:26.800
8		1:40.786	21.604	46.479	32.703	253.5	15:38:24.170	8		1:42.080	21.990	46.599	33.491	255.3	15:36:08.880
9		1:47.480 P	22.028	47.069	38.383	254.7	15:40:11.650	9		1:47.919 P	22.134	46.630	39.155	257.1	15:37:56.799
10		3:01.427	1:39.766	47.149	34.512	251.7	15:43:13.077	10		2:57.121 P	1:31.241	46.968	38.912	254.1	15:40:53.920
11		1:41.346	21.852	46.739	32.755	252.3	15:44:54.423	11		2:55.279 P	1:31.214	46.633	37.432	254.1	15:43:49.199
12		1:40.912	21.712	46.634	32.566	253.5	15:46:35.335	12		2:54.270	1:32.338	46.903	35.029	255.9	15:46:43.469
13		1:48.478 P	21.405	46.562	40.511	253.5	15:48:23.813	13		1:46.125 P	21.398	46.774	37.953	255.9	15:48:29.594
14		7:03.307 P	5:35.119	48.814	39.374	252.9	15:55:27.120	14		4:00.019	2:37.164	49.968	32.887	154.7	15:52:29.613
15		3:14.985	1:46.414	50.687	37.884	240.5	15:58:42.105	15		1:39.649	21.176	46.466	32.007	257.1	15:54:09.262
16		1:46.164	22.874	48.746	34.544	251.7	16:00:28.269	16		1:39.284	21.209	46.072	32.003	257.7	15:55:48.546
17		1:45.630	22.745	48.822	34.063	251.1	16:02:13.899	17		1:51.747 P	22.781	48.306	40.660	257.1	15:57:40.293
18		1:48.824	22.706	49.433	36.685	254.1	16:04:02.723	18		4:01.078	2:39.742	47.570	33.766	253.5	16:01:41.371
19		1:45.144	22.304	48.184	34.656	252.3	16:05:47.867	19		1:42.733	22.131	47.261	33.341	257.1	16:03:24.104
20		1:44.956	22.390	47.835	34.731	252.3	16:07:32.823	20		1:41.503	21.799	46.777	32.927	257.1	16:05:05.607
21		1:43.964	22.451	47.628	33.885	254.7	16:09:16.787	21		1:44.190	21.810	46.906	35.474	255.3	16:06:49.797
22		1:52.791 P	22.827	49.406	40.558	251.1	16:11:09.578	22		1:41.436	21.739	46.800	32.897	256.5	16:08:31.233
23		3:03.949	1:42.127	48.026	33.796	253.5	16:14:13.527	23		1:41.356	21.817	46.646	32.893	255.9	16:10:12.589
24		1:42.459	22.198	47.044	33.217	252.9	16:15:55.986	24		1:41.882	21.945	46.885	33.052	255.9	16:11:54.471
25		1:42.263	21.956	46.785	33.522	254.1	16:17:38.249	25		1:47.594 P	21.978	46.459	39.157	257.1	16:13:42.065
26		1:42.311	22.023	46.879	33.409	254.7	16:19:20.560	26		3:10.344 P	1:34.556	54.341	41.447	244.8	16:16:52.409
27		1:42.150	21.963	47.058	33.129	255.3	16:21:02.710	27		3:02.744 P	1:33.229	49.137	40.378	251.1	16:19:55.153
28		1:48.163 P	22.315	47.490	38.358	254.1	16:22:50.873	28		2:58.384 P	1:31.445	47.347	39.592	252.3	16:22:53.537





Hockenheimring
International GT Open
Free Practice - 2
Lap Analysis



88

Gino Forgione

Ferrari 296 GT3

95

T [i e } Å d 4 (• e å

Mercedes AMG GT3 EVO

PROAM

Michele Rugolo

Spirit of Race

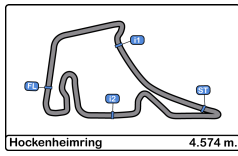
PROAM

Thomas Ikin

Team Motopark

Lap	D	Time	Sector 1	Sector 2	Sector 3	T. Spd	Elapsed	Lap	D	Time	Sector 1	Sector 2	Sector 3	T. Spd	Elapsed
1		15:24:25.008	15:22:52.577	55.005	37.426	196.0	15:24:25.008	1		15:23:53.263	15:22:31.190	48.308	33.765	246.5	15:23:53.263
2		1:54.732	23.642	54.082	37.008	225.0	15:26:19.740	2		1:40.796	21.924	46.223	32.649	251.7	15:25:34.059
3		1:52.805	23.345	49.558	39.902	253.5	15:28:12.545	3		1:40.704	21.853	46.242	32.609	251.7	15:27:14.763
4		1:44.795	21.969	49.849	32.977	255.3	15:29:57.340	4		1:43.610	21.835	46.703	35.072	251.7	15:28:58.373
5		1:41.337	21.668	46.957	32.712	256.5	15:31:38.677	5		1:45.725	21.989	46.436	37.300	253.5	15:30:44.098
6		1:48.569 P	21.811	47.324	39.434	255.9	15:33:27.246	6		1:41.082	21.969	46.295	32.818	252.3	15:32:25.180
7		5:21.634	3:53.830	49.582	38.222	249.4	15:38:48.880	7		1:40.700	21.890	46.208	32.602	252.9	15:34:05.880
8		1:44.952	22.656	47.972	34.324	252.3	15:40:33.832	8		1:41.228	21.839	46.569	32.820	252.3	15:35:47.108
9		1:44.088	22.519	47.410	34.159	254.1	15:42:17.920	9		1:41.063	21.971	46.229	32.863	252.9	15:37:28.171
10		1:43.809	22.410	47.621	33.778	253.5	15:44:01.729	10		1:41.343	21.878	46.601	32.864	252.9	15:39:09.514
11		1:44.006	22.404	47.556	34.046	254.7	15:45:45.735	11		1:49.061 P	22.141	46.884	40.036	251.7	15:40:58.575
12		1:44.252	22.730	47.540	33.982	252.3	15:47:29.987	12		6:02.042	4:38.846	47.098	36.098	251.1	15:47:00.617
13		1:44.336	22.454	47.759	34.123	254.1	15:49:14.323	13		1:41.167	21.703	46.865	32.599	251.7	15:48:41.784
14		1:44.206	22.241	47.921	34.044	255.3	15:50:58.529	14		1:42.143	21.705	46.808	33.630	254.7	15:50:23.927
15		1:44.373	22.270	47.770	34.333	255.3	15:52:42.902	15		1:40.241	21.415	46.369	32.457	254.1	15:52:04.168
16		1:54.071 P	22.530	48.468	43.073	255.9	15:54:36.973	16		1:40.403	21.344	46.581	32.478	254.1	15:53:44.571
17		4:10.834	2:44.325	48.337	38.172	255.9	15:58:47.807	17		1:40.994	21.617	46.715	32.662	254.7	15:55:25.565
18		1:44.370	22.293	49.163	32.914	256.5	16:00:32.177	18		1:40.739	21.748	46.613	32.378	253.5	15:57:06.304
19		1:44.666	21.921	46.815	35.930	257.1	16:02:16.843	19		1:41.002	21.534	46.496	32.972	255.3	15:58:47.306
20		1:42.243	21.603	47.592	33.048	257.7	16:03:59.086	20		1:41.717	21.868	46.701	33.148	255.9	16:00:29.023
21		1:43.586	21.599	46.864	35.123	256.5	16:05:42.672	21		1:47.694 P	22.182	47.162	38.350	253.5	16:02:16.717
22		1:41.782	21.945	46.952	32.885	254.7	16:07:24.454	22		6:31.284	5:11.680	46.799	32.805	251.1	16:08:48.001
23		1:41.429	21.763	46.851	32.815	255.9	16:09:05.883	23		1:56.886	21.976	53.655	41.255	184.3	16:10:44.887
24		1:41.519	21.666	46.842	33.011	255.9	16:10:47.402	24		1:43.599	21.702	46.910	34.987	253.5	16:12:28.486
25		1:46.197	21.864	49.808	34.525	258.3	16:12:33.599	25		1:41.959	21.976	47.026	32.957	252.3	16:14:10.445
26		1:46.988	21.761	50.804	34.423	256.5	16:14:20.587	26		1:41.327	21.784	46.692	32.851	252.3	16:15:51.772
27		1:41.921	22.020	47.011	32.890	255.9	16:16:02.508	27		1:41.715	21.891	46.690	33.134	252.9	16:17:33.487
28		1:43.943	21.945	49.033	32.965	226.8	16:17:46.451	28		1:43.173	22.296	47.174	33.703	254.7	16:19:16.660
29		1:41.569	21.953	46.838	32.778	256.5	16:19:28.020	29		1:42.393	21.722	47.749	32.922	246.5	16:20:59.053
30		1:42.015	21.918	47.260	32.837	257.1	16:21:10.035	30		1:47.112 P	21.827	46.581	38.704	252.9	16:22:46.165
31		1:41.678	21.822	46.933	32.923	257.1	16:22:51.713								
32		1:59.802 P	25.321	50.627	43.854	243.7	16:24:51.515								





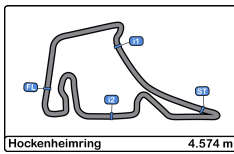
Hockenheimring
International GT Open
Free Practice - 2
Lap Analysis



96							786								
Lukas Dunner			Mercedes AMG GT3 EVO				Kiki Sak Nana			Mercedes AMG GT3 EVO					
PRO	Charles Bateman			Team Motopark			AM	Adam Osieka			GetSpeed				
Lap	D	Time	Sector 1	Sector 2	Sector 3	T. Spd	Elapsed	Lap	D	Time	Sector 1	Sector 2	Sector 3	T. Spd	Elapsed
1		15:24:23.850	15:22:51.867	52.366	39.617	196.3	15:24:23.850	1		15:23:59.120	15:22:34.187	49.660	35.273	251.1	15:23:59.120
2		1:46.606	23.311	48.901	34.484	240.0	15:26:10.546	2		1:46.104	23.038	47.997	35.069	252.3	15:25:45.224
3		1:49.684	22.993	48.658	38.030	232.7	15:28:00.227	3		1:45.509	23.615	47.810	34.084	254.1	15:27:30.733
4		1:47.404	22.578	49.712	34.814	254.1	15:29:47.331	4		1:43.804	22.435	47.301	34.068	254.1	15:29:14.537
5		1:43.364	22.217	47.436	33.711	254.1	15:31:30.695	5		1:45.584	22.657	48.777	34.150	254.1	15:31:00.121
6		1:42.579	21.938	47.186	33.455	253.5	15:33:13.274	6		1:46.275	22.593	47.347	36.335	255.9	15:32:46.396
7		1:56.112 P	21.974	49.117	45.021	229.7	15:35:09.386	7		1:44.498	22.653	47.775	34.070	255.3	15:34:30.894
8		13:44.930	12:24.345	47.653	32.932	240.0	15:48:54.316	8		1:45.944	22.666	49.040	34.238	254.7	15:36:16.838
9		1:41.469	21.635	46.911	32.923	252.3	15:50:35.785	9		1:44.614	22.449	47.306	34.859	254.1	15:38:01.452
10		1:41.439	21.883	46.656	32.600	252.3	15:52:16.924	10		1:43.821	22.706	47.362	33.753	255.3	15:39:45.273
11		1:40.849	21.543	46.694	32.582	252.9	15:53:57.743	11		1:48.333	22.403	47.638	38.292	255.3	15:41:33.606
12		1:40.948	21.636	46.602	32.680	254.7	15:55:38.661	12		2:05.099 P	27.191	54.512	43.396	199.6	15:43:38.705
13		1:45.538 P	21.737	46.770	37.031	254.1	15:57:24.199	13		3:07.199	1:38.962	49.037	39.200	250.0	15:46:45.904
14		2:55.678	1:32.580	48.570	34.528	251.7	16:00:19.877	14		1:45.606	22.760	47.967	34.879	254.1	15:48:31.510
15		1:44.909	23.194	47.810	33.905	252.3	16:02:04.786	15		1:50.587 P	21.906	47.366	41.315	255.3	15:50:22.097
16		1:51.068	22.548	50.934	37.586	254.1	16:03:55.854	16		3:06.527	1:32.121	53.991	40.415	251.7	15:53:28.624
17		2:19.996	22.217	48.030	1:09.749	252.3	16:06:15.850	17		1:42.453	22.128	47.052	33.273	254.7	15:55:11.077
18		1:47.957 P	22.383	47.271	38.303	252.3	16:08:03.807	18		1:42.949	22.014	47.408	33.527	257.1	15:56:54.026
19		4:56.361	3:36.820	47.122	32.419	250.0	16:13:00.168	19		1:44.956	23.111	47.653	34.192	256.5	15:58:38.982
20		1:40.377	21.541	46.443	32.393	250.0	16:14:40.545	20		1:43.419	22.133	47.423	33.863	255.9	16:00:22.401
21		1:40.412	21.724	46.474	32.214	251.1	16:16:20.957	21		1:43.020	22.032	47.388	33.600	257.7	16:02:05.421
22		1:46.581 P	21.643	46.597	38.341	252.3	16:18:07.538	22		1:50.103 P	22.454	48.397	39.252	259.6	16:03:55.524

777							777								
Marcin Jedlinski			Audi R8 LMS GT3 Evo II				Kiki Sak Nana			Mercedes AMG GT3 EVO					
PROAM	Karol Basz			Olimp Racing			AM	Adam Osieka			GetSpeed				
Lap	D	Time	Sector 1	Sector 2	Sector 3	T. Spd	Elapsed	Lap	D	Time	Sector 1	Sector 2	Sector 3	T. Spd	Elapsed
1		15:23:50.394	15:22:29.633	47.545	33.216	252.9	15:23:50.394	23		3:02.935	1:30.745	47.494	44.696	254.1	16:06:58.459
2		1:39.627	21.215	46.095	32.317	257.1	15:25:30.021	24		1:49.101	22.171	47.730	39.200	256.5	16:08:47.560
3		1:39.620	21.367	46.108	32.145	259.6	15:27:09.641	25		1:42.976	21.851	47.610	33.515	255.3	16:10:30.536
4		1:44.276	21.706	46.104	36.466	259.6	15:28:53.917	26		1:42.297	21.864	47.216	33.217	257.1	16:12:12.833
5		1:40.745	21.340	46.713	32.692	258.9	15:30:34.662	27		1:49.278 P	21.984	47.370	39.924	257.1	16:14:02.111
6		1:39.584	21.143	46.126	32.315	260.2	15:32:14.246	28		3:02.663 P	1:31.415	51.176	40.072	252.3	16:17:04.774
7		1:45.611 P	21.402	46.483	37.726	258.9	15:33:59.857	29		2:51.567	1:29.970	47.882	33.715	252.3	16:19:56.341
8		5:51.405	4:26.415	51.573	33.417	208.4	15:39:51.262	30		1:43.513	22.103	47.558	33.852	255.9	16:21:39.854
9		1:39.941	21.336	46.120	32.485	260.2	15:41:31.203	31		1:42.700	21.911	47.481	33.308	255.3	16:23:22.554
10		1:40.579	21.833	46.244	32.502	258.9	15:43:11.782	32		1:53.891 P	22.705	49.690	41.496	252.9	16:25:16.445
11		1:40.070	21.284	46.335	32.451	257.7	15:44:51.852								
12		1:46.398 P	21.865	46.565	37.968	257.7	15:46:38.250								
13		5:32.364	4:09.527	48.701	34.136	253.5	15:52:10.614								
14		1:44.571	22.363	48.240	33.968	257.1	15:53:55.185								
15		1:42.775	22.572	46.818	33.385	258.3	15:55:37.960								
16		1:48.812	21.920	50.158	36.734	257.7	15:57:26.772								
17		1:42.239	22.261	46.757	33.221	259.6	15:59:09.011								
18		2:01.923	23.888	50.506	47.529	232.7	16:01:10.934								
19		1:43.289	22.527	47.213	33.549	259.6	16:02:54.223								
20		1:42.348	22.393	46.573	33.352	258.9	16:04:36.541								
21		2:05.643 P	32.411	49.435	43.797	254.1	16:06:42.184								
22		3:44.202	2:23.822	47.010	33.370	258.3	16:10:26.386								
23		1:43.219	22.388	47.072	33.759	260.2	16:12:09.605								
24		1:51.337	22.488	48.046	40.803	260.2	16:14:00.942								
25		1:42.343	21.995	46.937	33.411	257.1	16:15:43.285								
26		2:17.350 P	22.119	46.740	1:08.491	257.7	16:18:00.635								
27		2:08.689	34.794	47.926	45.969	258.3	16:20:09.324								
28		1:41.616	22.169	46.574	32.873	257.7	16:21:50.940								
29		1:49.688 P	21.993	46.827	40.868	257.7	16:23:40.628								



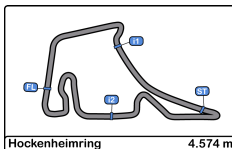


Hockenheimring
International GT Open
Free Practice - 2
Best Sectors Results



Sector - 1			Sector - 2			Sector - 3			Ideal Lap vs Best Lap		
Clas	B_ Driver	Time	B_ Driver	Time	B_ Driver	Time	Clas	B_ Driver	Ideal Lap	Best Lap	Clas
1	1 Reicher - Haase	21.126	24 Borodin - Webb	45.935	75 Salaquarda - Milota	32.003	1	1 Reicher - Haase	1:39.176	1:39.427	1
2	777 Jedlinski - Basz	21.143	63 Ineichen - Pulcini	45.977	9 Bartone - Schiller	32.032	2	75 Salaquarda - Milota	1:39.251	1:39.649	3
3	75 Salaquarda - Milota	21.176	1 Reicher - Haase	45.987	1 Reicher - Haase	32.063	3	777 Jedlinski - Basz	1:39.383	1:39.620	2
4	12 Hash - Fontana	21.257	75 Salaquarda - Milota	46.072	20 Baumann - Pitamber	32.091	4	9 Bartone - Schiller	1:39.486	1:39.808	7
5	63 Ineichen - Pulcini	21.279	777 Jedlinski - Basz	46.095	16 Hahn - Khodair	32.097	5	54 T > \^ /\^ /\^ /\^ /\^	1:39.607	1:39.944	10
6	24 Borodin - Webb	21.280	9 Bartone - Schiller	46.100	17 Menchaca - Siebert	32.123	6	24 Borodin - Webb	1:39.610	1:39.720	5
7	20 Baumann - Pitamber	21.290	54 T > \^ /\^ /\^ /\^ /\^	46.141	15 Ó\!*•d4{ \^ /\^ /\^ /\^ /\^	32.129	7	20 Baumann - Pitamber	1:39.624	1:39.707	4
8	54 T > \^ /\^ /\^ /\^ /\^	21.315	27 Pulcini - Cheever	46.145	777 Jedlinski - Basz	32.145	8	12 Hash - Fontana	1:39.628	1:39.801	6
9	15 Ó\!*•d4{ \^ /\^ /\^ /\^ /\^	21.333	12 Hash - Fontana	46.149	54 T > \^ /\^ /\^ /\^ /\^	32.151	9	16 Hahn - Khodair	1:39.683	1:39.977	12
10	27 Pulcini - Cheever	21.335	11 Kirchmayr - Ludwig	46.154	96 Dunner - Bateman	32.214	10	17 Menchaca - Siebert	1:39.699	1:39.893	9
11	95 Úd4{ •çã\^ /\^ /\^ /\^ /\^	21.344	16 Hahn - Khodair	46.171	27 Pulcini - Cheever	32.222	11	27 Pulcini - Cheever	1:39.702	1:39.974	11
12	9 Bartone - Schiller	21.354	95 Úd4{ •çã\^ /\^ /\^ /\^ /\^	46.208	12 Hash - Fontana	32.222	12	63 Ineichen - Pulcini	1:39.713	1:39.811	8
13	17 Menchaca - Siebert	21.354	17 Menchaca - Siebert	46.222	6 Pierburg - Walker	32.279	13	15 Ó\!*•d4{ \^ /\^ /\^ /\^ /\^	1:39.875	1:40.139	13
14	10 Deledda - Pepper	21.403	20 Baumann - Pitamber	46.243	55 De Meeus - Stanley	32.283	14	95 Úd4{ •çã\^ /\^ /\^ /\^ /\^	1:39.930	1:40.241	15
15	69 Blanchemain - Lomko	21.405	10 Deledda - Pepper	46.309	61 Saada - Grunewald	32.317	15	11 Kirchmayr - Ludwig	1:40.007	1:40.196	14
16	16 Hahn - Khodair	21.415	61 Saada - Grunewald	46.323	51 Marinangeli - Abril	32.370	16	6 Pierburg - Walker	1:40.172	1:40.400	18
17	51 Marinangeli - Abril	21.452	6 Pierburg - Walker	46.405	11 Kirchmayr - Ludwig	32.373	17	96 Dunner - Bateman	1:40.198	1:40.377	17
18	11 Kirchmayr - Ludwig	21.480	15 Ó\!*•d4{ \^ /\^ /\^ /\^ /\^	46.413	95 Úd4{ •çã\^ /\^ /\^ /\^ /\^	32.378	18	10 Deledda - Pepper	1:40.253	1:40.474	21
19	6 Pierburg - Walker	21.488	25 Cozzi - Sernagiotto	46.434	42 Wallenwein - Blazek	32.380	19	61 Saada - Grunewald	1:40.275	1:40.412	19
20	66 Proctor - Proctor	21.509	96 Dunner - Bateman	46.443	24 Borodin - Webb	32.395	20	51 Marinangeli - Abril	1:40.289	1:40.354	16
21	42 Wallenwein - Blazek	21.512	66 Proctor - Proctor	46.444	5 Jedlinski - Korzeniowski	32.424	21	55 De Meeus - Stanley	1:40.387	1:40.492	22
22	5 Jedlinski - Korzeniowski	21.515	51 Marinangeli - Abril	46.467	63 Ineichen - Pulcini	32.457	22	5 Jedlinski - Korzeniowski	1:40.433	1:40.433	20
23	55 De Meeus - Stanley	21.519	7 Mardini - van der Helm	46.475	25 Cozzi - Sernagiotto	32.507	23	69 Blanchemain - Lomko	1:40.450	1:40.786	24
24	96 Dunner - Bateman	21.541	69 Blanchemain - Lomko	46.479	65 Neumann - Rumpfkeil	32.509	24	42 Wallenwein - Blazek	1:40.495	1:40.659	23
25	25 Cozzi - Sernagiotto	21.598	5 Jedlinski - Korzeniowski	46.494	10 Deledda - Pepper	32.541	25	25 Cozzi - Sernagiotto	1:40.539	1:40.928	26
26	88 Forgione - Rugolo	21.599	55 De Meeus - Stanley	46.585	69 Blanchemain - Lomko	32.566	26	66 Proctor - Proctor	1:40.714	1:41.030	27
27	65 Neumann - Rumpfkeil	21.617	42 Wallenwein - Blazek	46.603	8 Giuseppe Cipriani	32.610	27	65 Neumann - Rumpfkeil	1:40.872	1:40.909	25
28	61 Saada - Grunewald	21.635	65 Neumann - Rumpfkeil	46.746	88 Forgione - Rugolo	32.712	28	88 Forgione - Rugolo	1:41.126	1:41.337	30
29	7 Mardini - van der Helm	21.758	8 Giuseppe Cipriani	46.768	66 Proctor - Proctor	32.761	29	7 Mardini - van der Helm	1:41.152	1:41.306	29
30	8 Giuseppe Cipriani	21.794	88 Forgione - Rugolo	46.815	7 Mardini - van der Helm	32.919	30	8 Giuseppe Cipriani	1:41.172	1:41.289	28
31	786 Kiki - Osieka	21.851	786 Kiki - Osieka	47.052	786 Kiki - Osieka	33.217	31	786 Kiki - Osieka	1:42.120	1:42.297	31



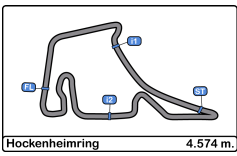


Hockenheimring
International GT Open
Free Practice - 2
Best 5 Lap Times



Cl	B	Entrant/Team	Nat	Driver 1	Nat	Driver 2	Nat	Vehicle	Cat	Cl	Best 1		Best 2		Best 3		Best 4		Best 5	
											Time	Lap	Time	Lap	Time	Lap	Time	Lap	Time	Lap
1	1	Eastalent Racing	AUT	Simon Reicher	AUT	Christopher Haase	DEU	Audi R8 LMS GT3 Evo II	PRO	1	1:39.427	6	1:39.442	5	1:39.652	9	1:39.671	4	1:39.943	3
2	777	Olimp Racing	POL	Marcin Jedlinski	POL	Karol Basz	POL	Audi R8 LMS GT3 Evo II	PROAM	1	1:39.620	3	1:39.627	2	1:39.941	9	1:40.070	11	1:40.579	10
3	75	ISR Racing	CZE	Filip Salaquarda	CZE	Libor Milota	CZE	Audi R8 LMS GT3 Evo II	PROAM	2	1:39.649	15	1:41.149	7	1:41.356	23	1:41.436	22	1:41.503	20
4	20	SPS Automotive Performance	DEU	Dominik Baumann	AUT	Mikaeel Pitamber	ZAF	Mercedes AMG GT3 EVO	PRO	2	1:39.707	11	1:39.936	10	1:40.275	9	1:40.953	15	1:41.387	23
5	24	Greystone GT	GBR	Andrey Borodin	USA	Oliver Webb	GBR	McLaren 720s GT3 Evo	PROAM	3	1:39.720	20	1:40.184	9	1:40.743	8	1:41.493	10	1:43.746	14
6	12	Car Collection Motorsport	DEU	Hash	USA	Alex Fontana	CHE	Porsche 911 GT3 R (992)	PROAM	4	1:39.801	12	1:39.884	13	1:40.000	11	1:40.675	7	1:40.745	8
7	9	GetSpeed	DEU	Anthony Bartone	USA	Fabian Schiller	DEU	Mercedes AMG GT3 EVO	PRO	3	1:39.808	8	1:39.862	10	1:40.025	2	1:41.114	11	1:41.263	22
8	63	Oregon Team	ITA	Rolf Ineichen	CHE	Leonardo Pulcini	ITA	Lamborghini Huracan GT3 EVO2	PRO	4	1:39.811	8	1:39.887	5	1:40.107	7	1:40.112	3	1:40.566	13
9	17	Team Motopark	DEU	Diego Menchaca	MEX	Marcos Siebert	ARG	Mercedes AMG GT3 EVO	PRO	5	1:39.893	9	1:40.048	13	1:40.213	11	1:40.263	20	1:40.468	18
10	54	CBRX by SPS	DEU	Yannick Mettler	CHE	Yannick Mettler	CHE	Mercedes AMG GT3 EVO	PROAM	5	1:39.944	29	1:39.978	27	1:40.187	7	1:40.211	10	1:40.311	6
11	27	Spirit of Race	CHE	Marco Pulcini	ITA	Eddie Cheever	ITA	Ferrari 296 GT3	PROAM	6	1:39.974	2	1:40.038	10	1:40.072	3	1:40.121	12	1:40.215	11
12	16	AF Corse	ITA	Marcelo Hahn	BRA	Allam Khodair	BRA	Ferrari 296 GT3	PROAM	7	1:39.977	4	1:40.153	5	1:40.154	9	1:40.394	3	1:40.789	2
13	15	Car Collection Motorsport	DEU	Nico Menzel	SWE	Nico Menzel	DEU	Porsche 911 GT3 R (992)	PRO	6	1:40.139	9	1:40.732	10	1:40.870	22	1:40.963	17	1:41.348	16
14	11	racing one	DEU	Luca Ludwig	AUT	Luca Ludwig	DEU	Ferrari 296 GT3	PROAM	8	1:40.196	5	1:40.228	2	1:40.268	3	1:42.587	16	1:42.782	15
15	95	Team Motopark	DEU	Thomas Ikin	DNK	Thomas Ikin	GBR	Mercedes AMG GT3 EVO	PROAM	9	1:40.241	15	1:40.403	16	1:40.700	7	1:40.704	3	1:40.739	18
16	51	Spirit of Race	CHE	Nicola Marinangeli	ITA	Vincent Abril	FRA	Ferrari 296 GT3	PRO	7	1:40.354	27	1:40.522	30	1:40.590	26	1:40.670	31	1:41.187	6
17	96	Team Motopark	DEU	Lukas Dunner	AUT	Charles Bateman	GBR	Mercedes AMG GT3 EVO	PRO	8	1:40.377	20	1:40.412	21	1:41.469	9	1:44.909	15	1:45.538	13
18	6	GetSpeed	DEU	Aaron Walker	GBR	Aaron Walker	GBR	Mercedes AMG GT3 EVO	PROAM	10	1:40.400	20	1:40.438	19	1:40.884	17	1:40.907	24	1:41.063	14
19	61	AF Corse	ITA	Jean-Claude Saada	USA	Conrad Grunewald	USA	Ferrari 296 GT3	PROAM	11	1:40.412	8	1:40.488	9	1:40.491	6	1:40.692	11	1:40.785	10
20	5	Olimp Racing	POL	Stanislaw Jedlinski	POL	Krystian Korzeniowski	POL	Ferrari 296 GT3	AM	1	1:40.433	26	1:40.918	25	1:41.092	28	1:41.264	24	1:42.139	2
21	10	Oregon Team	ITA	Alessio Deledda	ITA	Jordan Pepper	ZAF	Lamborghini Huracan GT3 EVO2	PRO	9	1:40.474	7	1:40.589	11	1:40.663	5	1:40.722	10	1:40.982	12
22	55	AF Corse	ITA	Laurent De Meeus	BEL	Jamie Stanley	GBR	Ferrari 296 GT3	PROAM	12	1:40.492	3	1:40.840	7	1:40.881	10	1:43.304	26	1:43.459	25
23	42	Leipert Motorsport	DEU	Mark Wallenwein	DEU	Maciej Blazek	POL	Lamborghini Huracan GT3 EVO2	PRO	10	1:40.659	26	1:40.676	24	1:41.410	25	1:41.440	21	1:41.574	27
24	69	Scuderia Villorba Corse	ITA	Michael Blanchemain	FRA	Vladislav Lomko	MDA	Mercedes AMG GT3 EVO	PROAM	13	1:40.786	8	1:40.912	12	1:41.346	11	1:41.690	7	1:42.150	27
25	65	Team Motopark	DEU	Heiko Neumann	DEU	Timo Rumpfkeil	DEU	Mercedes AMG GT3 EVO	AM	2	1:40.909	12	1:41.054	13	1:41.225	14	1:41.421	9	1:41.665	19
26	25	AF Corse	ITA	Alessandro Cozzi	MCO	Giorgio Sernagiotto	ITA	Ferrari 296 GT3	PROAM	14	1:40.928	3	1:40.979	4	1:41.063	2	1:41.166	25	1:41.396	23
27	66	Greystone GT	GBR	Stewart Proctor	GBR	Lewis Proctor	GBR	McLaren 720S GT3	PROAM	15	1:41.030	31	1:41.064	29	1:41.655	26	1:42.748	17	1:42.909	10
28	8	Il Barone Rampante	ITA	Giuseppe Cipriani	ITA		ITA	Lamborghini Huracan GT3 EVO	AM	3	1:41.289	28	1:41.533	24	1:41.543	27	1:41.547	25	1:42.031	9
29	7	Car Collection Motorsport	DEU	Bashar Mardini	CAN	Tijmen van der Helm	DEU	Porsche 911 GT3 R (992)	PROAM	16	1:41.306	19	1:41.306	22	1:41.867	12	1:42.020	9	1:42.181	11
30	88	Spirit of Race	CHE	Gino Forgione	CHE	Michele Rugolo	ITA	Ferrari 296 GT3	PROAM	17	1:41.337	5	1:41.429	23	1:41.519	24	1:41.569	29	1:41.678	31
31	786	GetSpeed	DEU	Kiki Sak Nana	ITA	Adam Osieka	DEU	Mercedes AMG GT3 EVO	AM	4	1:42.297	26	1:42.453	17	1:42.700	31	1:43.020	21	1:43.419	20



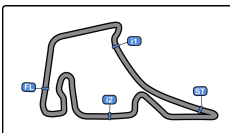


Hockenheimring
International GT Open
Free Practice - 2
Best 5 Top Speeds



Cl	B.	Entrant/Team	Nat	Driver 1	Nat	Driver 2	Nat	Vehicle	Cat	Cl	Top 1		Top 2		Top 3		Top 4		Top 5		Avg
											Km/h	Lap	Km/h	Lap	Km/h	Lap	Km/h	Lap	Km/h	Lap	
1	1	Eastalent Racing	AUT	Simon Reicher	AUT	Christopher Haase	DEU	Audi R8 LMS GT3 Evo II	PRO	1	261.5	10	260.2	18	259.6	13	258.9	12	258.9	21	259.8
2	17	Team Motopark	DEU	Diego Menchaca	MEX	Marcos Siebert	ARG	Mercedes AMG GT3 EVO	PRO	2	260.8	12	258.9	10	258.9	14	258.9	16	258.9	22	259.3
3	63	Oregon Team	ITA	Rolf Ineichen	CHE	Leonardo Pulcini	ITA	Lamborghini Huracan GT3 EVO2	PRO	3	260.2	6	260.2	20	260.2	21	260.2	22	259.6	4	260.1
4	66	Greystone GT	GBR	Stewart Proctor	GBR	Lewis Proctor	GBR	McLaren 720S GT3	PROAM	1	260.2	32	258.9	20	258.3	22	257.7	27	257.1	18	258.5
5	777	Olimp Racing	POL	Marcin Jedlinski	POL	Karol Basz	POL	Audi R8 LMS GT3 Evo II	PROAM	2	260.2	6	260.2	9	260.2	23	260.2	24	259.6	3	260.1
6	10	Oregon Team	ITA	Alessio Deledda	ITA	Jordan Pepper	SAF	Lamborghini Huracan GT3 EVO2	PRO	4	259.6	16	258.9	5	258.9	7	258.9	8	258.9	13	259.1
7	11	racing one	DEU	Ernst Kirchmayr	AUT	Luca Ludwig	DEU	Ferrari 296 GT3	PROAM	3	259.6	20	258.3	19	257.7	6	257.7	15	257.1	12	258.1
8	24	Greystone GT	GBR	Andrey Borodin	IND	Oliver Webb	GBR	McLaren 720s GT3 Evo	PROAM	4	259.6	5	259.6	10	258.3	7	258.3	14	258.3	18	258.8
9	786	GetSpeed	DEU	Kiki Sak Nana	THA	Adam Osieka	DEU	Mercedes AMG GT3 EVO	AM	1	259.6	22	257.7	21	257.1	18	257.1	26	257.1	27	257.7
10	9	GetSpeed	DEU	Anthony Bartone	USA	Fabian Schiller	DEU	Mercedes AMG GT3 EVO	PRO	5	258.9	18	258.3	17	257.7	12	257.7	19	257.1	9	258.0
11	5	Olimp Racing	POL	Stanislaw Jedlinski	POL	Krystian Korzeniowski	POL	Ferrari 296 GT3	AM	2	258.3	28	257.1	29	256.5	5	256.5	23	256.5	26	257.0
12	15	Car Collection Motorsport	DEU	Örjan Ericsson	SWE	Nico Menzel	DEU	Porsche 911 GT3 R (992)	PRO	6	258.3	14	257.1	4	256.5	15	256.5	16	256.5	17	257.0
13	20	SPS Automotive Performance	DEU	Dominik Baumann	AUT	Mikaeel Pitamber	ZAF	Mercedes AMG GT3 EVO	PRO	7	258.3	16	255.9	28	255.3	3	255.3	15	254.7	2	255.9
14	61	AF Corse	ITA	Jean-Claude Saada	USA	Conrad Grunewald	USA	Ferrari 296 GT3	PROAM	5	258.3	3	258.3	21	257.7	22	257.1	5	257.1	12	257.7
15	88	Spirit of Race	CHE	Gino Forgione	CHE	Michele Rugolo	ITA	Ferrari 296 GT3	PROAM	6	258.3	25	257.7	20	257.1	19	257.1	30	257.1	31	257.5
16	16	AF Corse	ITA	Marcelo Hahn	BRA	Allam Khodair	BRA	Ferrari 296 GT3	PROAM	7	257.7	20	256.5	12	256.5	17	255.9	21	255.3	8	256.4
17	27	Spirit of Race	CHE	Marco Pulcini	ITA	Eddie Cheever	ITA	Ferrari 296 GT3	PROAM	8	257.7	11	257.1	4	257.1	8	257.1	13	256.5	3	257.1
18	75	ISR Racing	CZE	Filip Salaquarda	CZE	Libor Milota	CZE	Audi R8 LMS GT3 Evo II	PROAM	9	257.7	16	257.1	9	257.1	15	257.1	17	257.1	19	257.2
19	42	Leipert Motorsport	DEU	Mark Wallenwein	DEU	Maciej Blazek	POL	Lamborghini Huracan GT3 EVO2	PRO	8	257.1	20	256.5	17	255.3	19	254.7	16	254.7	21	255.6
20	25	AF Corse	ITA	Alessandro Cozzi	MCO	Giorgio Sernagiotto	ITA	Ferrari 296 GT3	PROAM	10	256.5	17	256.5	20	256.5	28	255.9	5	255.9	9	256.2
21	51	Spirit of Race	CHE	Nicola Marinangeli	ITA	Vincent Abril	PRA	Ferrari 296 GT3	PRO	9	256.5	17	256.5	28	255.9	16	255.9	19	255.9	20	256.1
22	54	CBRX by SPS	DEU	Örjan Ericsson	CHE	Yannick Mettler	CHE	Mercedes AMG GT3 EVO	PROAM	11	256.5	4	256.5	5	256.5	8	255.9	3	255.9	10	256.2
23	55	AF Corse	ITA	Laurent De Meeus	BEL	Jamie Stanley	GBR	Ferrari 296 GT3	PROAM	12	256.5	5	255.9	8	255.3	11	255.3	15	255.3	16	255.6
24	65	Team Motopark	DEU	Heiko Neumann	DEU	Timo Rumpfkeil	DEU	Mercedes AMG GT3 EVO	AM	3	256.5	23	255.3	21	255.3	22	255.3	26	254.7	14	255.4
25	6	GetSpeed	DEU	Valentin Pierburg	DEU	Aaron Walker	GBR	Mercedes AMG GT3 EVO	PROAM	13	255.9	15	255.9	16	255.9	21	255.9	26	255.3	18	255.8
26	12	Car Collection Motorsport	DEU	Hash	USA	Alex Fontana	CHE	Porsche 911 GT3 R (992)	PROAM	14	255.9	4	255.3	14	254.7	13	254.7	15	254.1	2	254.9
27	95	Team Motopark	DEU	Timo Rumpfkeil	DNK	Thomas Ikin	GBR	Mercedes AMG GT3 EVO	PROAM	15	255.9	20	255.3	19	254.7	14	254.7	17	254.7	28	255.0
28	7	Car Collection Motorsport	DEU	Bashar Mardini	CAN	Tijmen van der Helm	AUT	Porsche 911 GT3 R (992)	PROAM	16	255.3	20	255.3	21	254.7	5	254.7	24	254.7	26	254.9
29	8	Il Barone Rampante	ITA	Giuseppe Cipriani	ITA		ITA	Lamborghini Huracan GT3 EVO	AM	4	255.3	8	253.5	6	253.5	10	253.5	20	253.5	21	253.8
30	69	Scuderia Villorba Corse	ITA	Michael Blanchemain	FRA	Vladislav Lomko	IND	Mercedes AMG GT3 EVO	PROAM	17	255.3	27	254.7	9	254.7	21	254.7	26	254.1	18	254.7
31	96	Team Motopark	DEU	Lukas Dunner	AUT	Charles Bateman	GBR	Mercedes AMG GT3 EVO	PRO	10	254.7	12	254.1	4	254.1	5	254.1	13	254.1	16	254.2





Hockenheimring 4.574 m

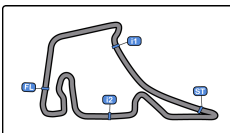
Hockenheimring International GT Open Free Practice - 2



Fastest Laps Sequence

Lap	Time of Day	Session Time	B. Entrant/Team	Nat	Driver 1	Nat	Driver 2	Nat	Vehicle	Cat	Time	Km/h
2	15:25:30.021	3:30.021	777 Olimp Racing		Marcin Jedlinski		Karol Basz		Audi R8 LMS GT3 Evo II	PROAM	1:39.627	165.2
3	15:27:09.641	5:09.641	777 Olimp Racing		Marcin Jedlinski		Karol Basz		Audi R8 LMS GT3 Evo II	PROAM	1:39.620	165.2
5	15:32:06.797	10:06.797	1 Eastalent Racing		Simon Reicher		Christopher Haase		Audi R8 LMS GT3 Evo II	PRO	1:39.442	165.5
6	15:33:46.224	11:46.224	1 Eastalent Racing		Simon Reicher		Christopher Haase		Audi R8 LMS GT3 Evo II	PRO	1:39.427	165.6





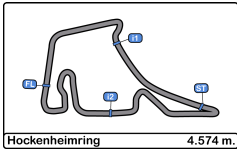
Hockenheimring
International GT Open
Free Practice - 2



Event Best Maximum Speed

B.	Entrant/Team	Nat	Driver 1	Nat	Driver 2	Nat	Vehicle	Cat	Km/h	Session
777	Olimp Racing	POL	Marcin Jedlinski	POL	Karol Basz	POL	Audi R8 LMS GT3 Evo II	PROAM	264.0	Free Practice - 1
1	Eastalent Racing	AUT	Simon Reicher	AUT	Christopher Haase	DEU	Audi R8 LMS GT3 Evo II	PRO	263.4	Free Practice - 1
19	Oregon Team	ITA	Marzio Moretti	ITA	Artem Petrov	ISR	Lamborghini Huracan GT3 EVO2	PRO	262.1	Free Practice - 1
63	Oregon Team	ITA	Rolf Ineichen	CHE	Leonardo Pulcini	ITA	Lamborghini Huracan GT3 EVO2	PRO	262.1	Free Practice - 1
11	racing one	DEU	Ernst Kirchmayr	AUT	Luca Ludwig	DEU	Ferrari 296 GT3	PROAM	261.5	Free Practice - 1
10	Oregon Team	ITA	Alessio Deledda	ITA	Jordan Pepper	ZAF	Lamborghini Huracan GT3 EVO2	PRO	260.8	Free Practice - 1
17	Team Motopark	DEU	Diego Menchaca	MEX	Marcos Siebert	ARG	Mercedes AMG GT3 EVO	PRO	260.8	Free Practice - 2
27	Spirit of Race	CHE	Marco Pulcini	ITA	Eddie Cheever	ITA	Ferrari 296 GT3	PROAM	260.2	Free Practice - 1
66	Greystone GT	GBR	Stewart Proctor	GBR	Lewis Proctor	GBR	McLaren 720S GT3	PROAM	260.2	Free Practice - 2
24	Greystone GT	GBR	Andrey Borodin	IND	Oliver Webb	GBR	McLaren 720s GT3 Evo	PROAM	259.6	Free Practice - 2
786	GetSpeed	DEU	Kiki Sak Nana	THA	Adam Osieka	DEU	Mercedes AMG GT3 EVO	AM	259.6	Free Practice - 2
25	AF Corse	ITA	Alessandro Cozzi	MCO	Giorgio Sernagiotto	ITA	Ferrari 296 GT3	PROAM	258.9	Free Practice - 1
9	GetSpeed	DEU	Anthony Bartone	USA	Fabian Schiller	DEU	Mercedes AMG GT3 EVO	PRO	258.9	Free Practice - 2
75	ISR Racing	CZE	Filip Salaquarda	CZE	Libor Milota	CZE	Audi R8 LMS GT3 Evo II	PROAM	258.3	Free Practice - 1
55	AF Corse	ITA	Laurent De Meeus	BEL	Jamie Stanley	GBR	Ferrari 296 GT3	PROAM	258.3	Free Practice - 1
61	AF Corse	ITA	Jean-Claude Saada	USA	Conrad Grunewald	USA	Ferrari 296 GT3	PROAM	258.3	Free Practice - 1
16	AF Corse	ITA	Marcelo Hahn	BRA	Allam Khodair	BRA	Ferrari 296 GT3	PROAM	258.3	Free Practice - 1
88	Spirit of Race	CHE	Gino Forgione	CHE	Michele Rugolo	ITA	Ferrari 296 GT3	PROAM	258.3	Free Practice - 1
20	SPS Automotive Performance	DEU	Dominik Baumann	AUT	Mikael Pitamber	ZAF	Mercedes AMG GT3 EVO	PRO	258.3	Free Practice - 2
15	Car Collection Motorsport	DEU	Österle, d4	SWE	Nico Menzel	DEU	Porsche 911 GT3 R (992)	PRO	258.3	Free Practice - 2
5	Olimp Racing	POL	Stanislaw Jedlinski	POL	Krystian Korzeniowski	POL	Ferrari 296 GT3	AM	258.3	Free Practice - 2
42	Leipert Motorsport	DEU	Mark Wallenwein	DEU	Maciej Blazek	POL	Lamborghini Huracan GT3 EVO2	PRO	257.7	Free Practice - 1
6	GetSpeed	DEU	Valentin Pierburg	DEU	Aaron Walker	GBR	Mercedes AMG GT3 EVO	PROAM	257.7	Free Practice - 1
54	CBRX by SPS	DEU	Österle, d4	CHE	Yannick Mettler	CHE	Mercedes AMG GT3 EVO	PROAM	257.1	Free Practice - 1
51	Spirit of Race	CHE	Nicola Marinangeli	ITA	Vincent Abril	FRA	Ferrari 296 GT3	PRO	257.1	Free Practice - 1
12	Car Collection Motorsport	DEU	Hash	USA	Alex Fontana	CHE	Porsche 911 GT3 R (992)	PROAM	256.5	Free Practice - 1
65	Team Motopark	DEU	Heiko Neumann	DEU	Timo Rumpfkeil	DEU	Mercedes AMG GT3 EVO	AM	256.5	Free Practice - 2
69	Scuderia Villorba Corse	ITA	Michael Blanchemain	FRA	Vladislav Lomko	IND	Mercedes AMG GT3 EVO	PROAM	255.9	Free Practice - 1
96	Team Motopark	DEU	Lukas Dunner	AUT	Charles Bateman	GBR	Mercedes AMG GT3 EVO	PRO	255.9	Free Practice - 1
95	Team Motopark	DEU	T [i; } d4 { • dâ	DNK	Thomas Ikin	GBR	Mercedes AMG GT3 EVO	PROAM	255.9	Free Practice - 2
7	Car Collection Motorsport	DEU	Bashar Mardini	CAN	Tijmen van der Helm	NLD	Porsche 911 GT3 R (992)	PROAM	255.3	Free Practice - 1
8	Il Barone Rampante	ITA	Giuseppe Cipriani	ITA		ITA	Lamborghini Huracan GT3 EVO	AM	255.3	Free Practice - 2





Hockenheimring
International GT Open
Free Practice - 2
Pit Stop Analysis

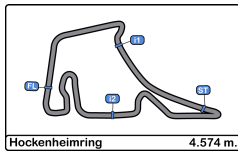


786 Kiki Sak Nana Mercedes AMG GT3 EVO

AM Adam Osieka GetSpeed

B.	In Day Time	In Time	Out Time	Pit Time	T. Pit Time	Handicap	Diff.
1	15:43:35.162	15:43:35.162	15:44:55.425	1:20.263	1:20.263		
2	15:50:18.558	15:50:18.558	15:51:33.038	1:14.480	2:34.743		
3	16:03:52.003	16:03:52.003	16:05:05.802	1:13.799	3:48.542		
4	16:13:58.602	16:13:58.602	16:15:11.114	1:12.512	5:01.054		
5	16:17:01.138	16:17:01.138	16:18:13.674	1:12.536	6:13.590		

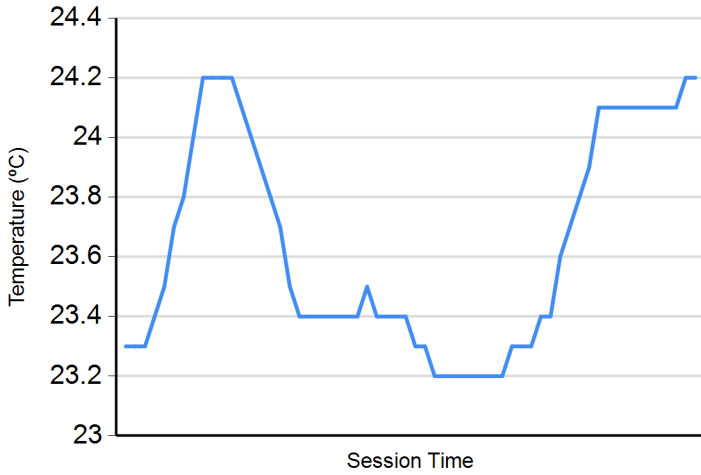




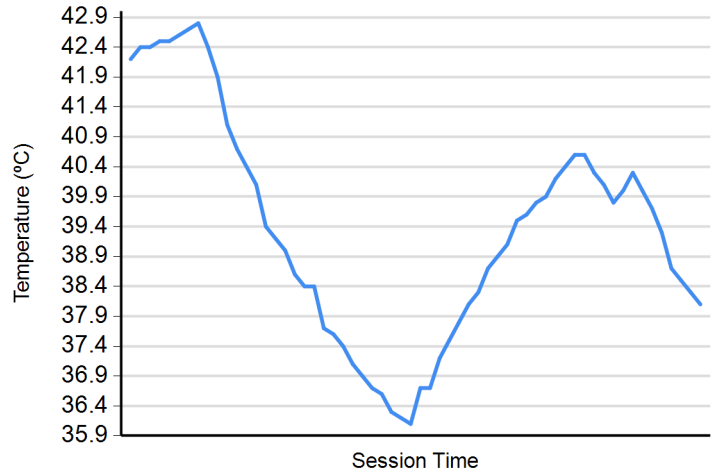
Hockenheimring
International GT Open
Free Practice - 2
Weather Report



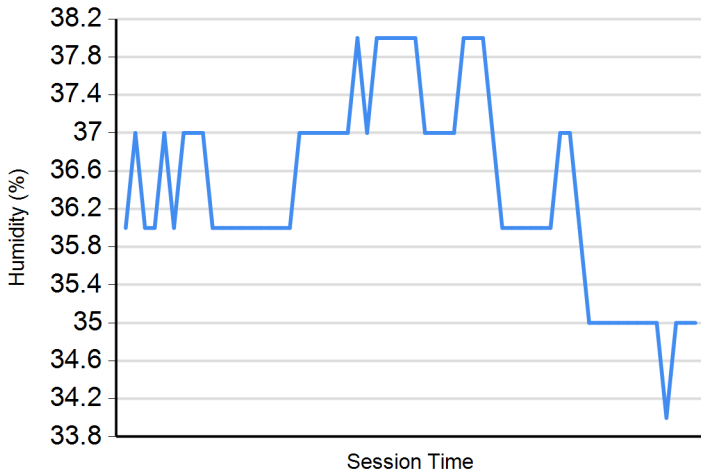
Air Temperature



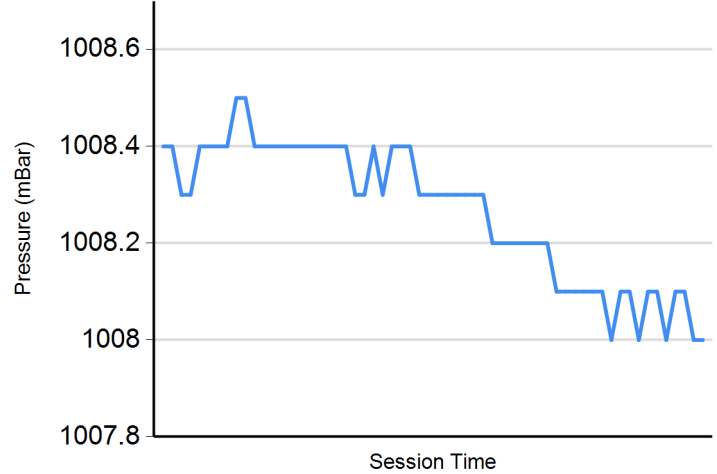
Track Temperature



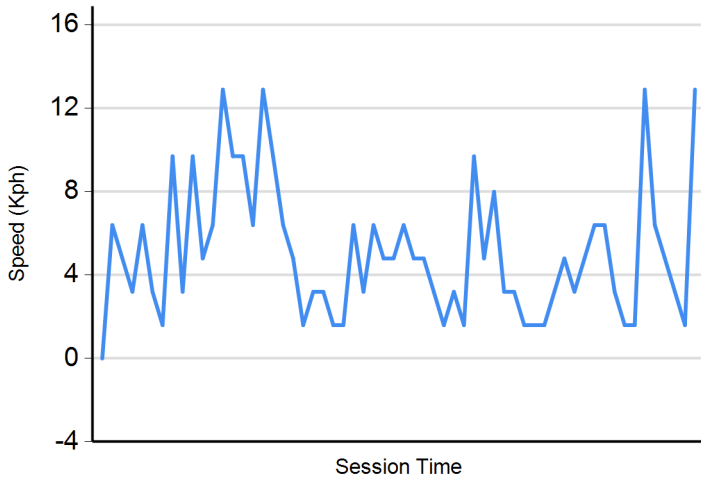
Humidity



Pressure

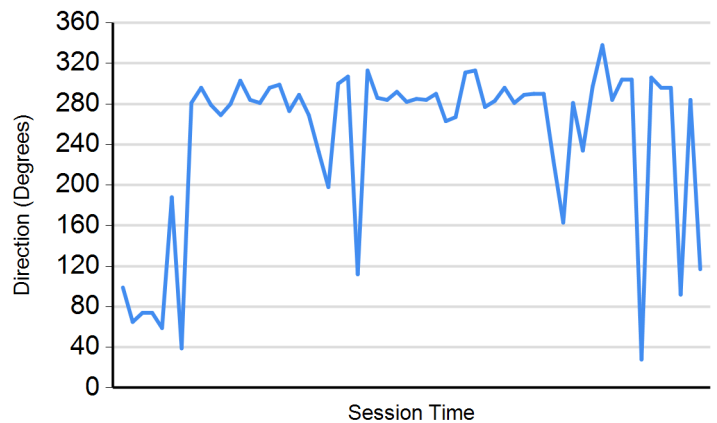


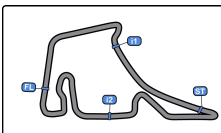
Wind Speed



Wind direction

North = 0°/360° Est = 90° South = 180° West = 270°





Hockenheimring
International GT Open
Free Practice - 1 - 2
Combined Results



Hockenheimring 4.574 m

Cls	B.	Entrant/Team	Nat	Driver 1	Nat	Driver 2	Nat	Vehicle	Cat	Cls	Laps	FP1	FP2	Best	Gap	Interval	Km/h	
1	27	Spirit of Race	CHE	Marco Pulcini	ITA	Eddie Cheever	ITA	Ferrari 296 GT3	PROAM	1	48	1:38.716	4	1:39.974	2	1:38.716		166.8
2	15	Car Collection Motorsport	DEU	Ö.	SWE	Nico Menzel	DEU	Porsche 911 GT3 R (992)	PRO	1	43	1:39.017	5	1:40.139	9	1:39.017	0.301	166.2
3	9	GetSpeed	DEU	Anthony Bartone	USA	Fabian Schiller	DEU	Mercedes AMG GT3 EVO	PRO	2	57	1:39.236	3	1:39.808	8	1:39.236	0.520	165.9
4	61	AF Corse	ITA	Jean-Claude Saada	USA	Conrad Grunewald	USA	Ferrari 296 GT3	PROAM	2	48	1:39.358	5	1:40.412	8	1:39.358	0.642	165.7
5	1	Eastalent Racing	AUT	Simon Reicher	AUT	Christopher Haase	DEU	Audi R8 LMS GT3 Evo II	PRO	3	54	1:39.500	6	1:39.427	6	1:39.427	0.711	165.6
6	777	Olimp Racing	POL	Marcin Jedlinski	POL	Karol Basz	POL	Audi R8 LMS GT3 Evo II	PROAM	3	52	1:42.258	22	1:39.620	3	1:39.620	0.904	165.2
7	75	ISR Racing	CZE	Filip Salaquarda	CZE	Libor Milota	CZE	Audi R8 LMS GT3 Evo II	PROAM	4	54	1:39.628	7	1:39.649	15	1:39.628	0.912	165.2
8	66	Greystone GT	GBR	Stewart Proctor	GBR	Lewis Proctor	GBR	McLaren 720S GT3	PROAM	5	61	1:39.676	6	1:41.030	31	1:39.676	0.960	165.1
9	10	Oregon Team	ITA	Alessio Deledda	ITA	Jordan Pepper	ZAF	Lamborghini Huracan GT3 EVO2	PRO	4	51	1:39.696	2	1:40.474	7	1:39.696	0.980	165.1
10	20	SPS Automotive Performance	DEU	Dominik Baumann	AUT	Mikael Pitamber	ZAF	Mercedes AMG GT3 EVO	PRO	5	52	1:40.320	8	1:39.707	11	1:39.707	0.991	165.1
11	24	Greystone GT	GBR	Andrey Borodin	IND	Oliver Webb	GBR	McLaren 720s GT3 Evo	PROAM	6	45	1:39.958	22	1:39.720	20	1:39.720	1.004	165.1
12	96	Team Motopark	DEU	Lukas Dunner	AUT	Charles Bateman	GBR	Mercedes AMG GT3 EVO	PRO	6	45	1:39.777	12	1:40.377	20	1:39.777	1.061	165.0
13	12	Car Collection Motorsport	DEU	Hash	USA	Alex Fontana	CHE	Porsche 911 GT3 R (992)	PROAM	7	39	1:45.431	9	1:39.801	12	1:39.801	1.085	164.9
14	63	Oregon Team	ITA	Rolf Ineichen	CHE	Leonardo Pulcini	ITA	Lamborghini Huracan GT3 EVO2	PRO	7	59	1:40.264	4	1:39.811	8	1:39.811	1.095	164.9
15	11	racing one	DEU	Ernst Kirchmayr	AUT	Luca Ludwig	DEU	Ferrari 296 GT3	PROAM	8	51	1:39.864	5	1:40.196	5	1:39.864	1.148	164.8
16	17	Team Motopark	DEU	Diego Menchaca	MEX	Marcos Siebert	ARG	Mercedes AMG GT3 EVO	PRO	8	50	1:40.229	15	1:39.893	9	1:39.893	1.177	164.8
17	54	CBRX by SPS	DEU	Ö.	CHE	Yannick Mettler	CHE	Mercedes AMG GT3 EVO	PROAM	9	56	1:40.169	13	1:39.944	29	1:39.944	1.228	164.7
18	16	AF Corse	ITA	Marcelo Hahn	BRA	Allam Khodair	BRA	Ferrari 296 GT3	PROAM	10	49	1:40.555	5	1:39.977	4	1:39.977	1.261	164.7
19	19	Oregon Team	ITA	Marzio Moretti	ITA	Artem Petrov	ISR	Lamborghini Huracan GT3 EVO2	PRO	9	25	1:39.991	3			1:39.991	1.275	164.6
20	95	Team Motopark	DEU	T.	DNK	Thomas Ikin	GBR	Mercedes AMG GT3 EVO	PROAM	11	44	1:44.392	9	1:40.241	15	1:40.241	1.525	164.2
21	51	Spirit of Race	CHE	Nicola Marinangeli	ITA	Vincent Abril	POR	Ferrari 296 GT3	PRO	10	48	1:40.332	13	1:40.354	27	1:40.332	1.616	164.1
22	6	GetSpeed	DEU	Valentin Pierburg	DEU	Aaron Walker	GBR	Mercedes AMG GT3 EVO	PROAM	12	57	1:40.639	6	1:40.400	20	1:40.400	1.684	164.0
23	5	Olimp Racing	POL	Stanislaw Jedlinski	POL	Krystian Korzeniowski	POL	Ferrari 296 GT3	AM	1	29			1:40.433	26	1:40.433	1.717	163.9
24	55	AF Corse	ITA	Laurent De Meeus	BEL	Jamie Stanley	GBR	Ferrari 296 GT3	PROAM	13	51	1:40.497	7	1:40.492	3	1:40.492	1.776	163.8
25	25	AF Corse	ITA	Alessandro Cozzi	MCO	Giorgio Sernagiotto	ITA	Ferrari 296 GT3	PROAM	14	51	1:40.587	7	1:40.928	3	1:40.587	1.871	163.7
26	42	Leipert Motorsport	DEU	Mark Wallenwein	DEU	Maciej Blazek	POL	Lamborghini Huracan GT3 EVO2	PRO	11	58	1:40.970	4	1:40.659	26	1:40.659	1.943	163.5
27	69	Scuderia Villorba Corse	ITA	Michael Blanchemain	ITA	Vladislav Lomko	IND	Mercedes AMG GT3 EVO	PROAM	15	56	1:43.861	19	1:40.786	8	1:40.786	2.070	163.3
28	65	Team Motopark	DEU	Heiko Neumann	DEU	Timo Rumpfkeil	DEU	Mercedes AMG GT3 EVO	AM	2	50	1:41.904	21	1:40.909	12	1:40.909	2.193	163.1
29	88	Spirit of Race	CHE	Gino Forgione	CHE	Michele Rugolo	ITA	Ferrari 296 GT3	PROAM	16	56	1:40.962	22	1:41.337	5	1:40.962	2.246	163.0
30	8	Il Barone Rampante	ITA	Giuseppe Cipriani	ITA		ITA	Lamborghini Huracan GT3 EVO	AM	3	50	1:42.806	18	1:41.289	28	1:41.289	2.573	162.5
31	7	Car Collection Motorsport	DEU	Bashar Mardini	CAN	Tijmen van der Helm	IND	Porsche 911 GT3 R (992)	PROAM	17	56	1:42.293	9	1:41.306	19	1:41.306	2.590	162.5
32	786	GetSpeed	DEU	Kiki Sak Nana	THA	Adam Osieka	DEU	Mercedes AMG GT3 EVO	AM	4	60	1:41.363	5	1:42.297	26	1:41.363	2.647	162.4

Published at:.....

Race Director:	Alessandro Ferrari	Timekeeper:	S. JOB-2654-ESP/M
	ACI DGA 392080		

