

Hockenheimring
International GT Open
Qualifying - 2 Driver - 2
Provisional Results



Cls	B _e	Entrant/Team	Nat	Driver 1	Nat	Driver 2	Nat	Vehicle	Cat	Cls	Laps	Best	Time	Gap	Interval	Km/h
1	1	Eastalent Racing	AUT	Simon Reicher	AUT	Christopher Haase	DEU	Audi R8 LMS GT3 Evo II	PRO	1	9	7	1:37.263			169.2
2	17	Team Motopark	DEU	Diego Menchaca	MEX	Marcos Siebert	ARG	Mercedes AMG GT3 EVO	PRO	2	14	12	1:37.831	0.568	0.568	168.3
3	51	Spirit of Race	CHE	Nicola Marinangeli	ITA	Vincent Abril	FRA	Ferrari 296 GT3	PRO	3	11	10	1:37.921	0.658	0.090	168.1
4	777	Olimp Racing	POL	Marcin Jedlinski	POL	Karol Basz	POL	Audi R8 LMS GT3 Evo II	PROAM	1	12	11	1:37.949	0.686	0.028	168.1
5	27	Spirit of Race	CHE	Marco Pulcini	ITA	Eddie Cheever	ITA	Ferrari 296 GT3	PROAM	2	12	9	1:38.014	0.751	0.065	168.0
6	66	Greystone GT	GBR	Stewart Proctor	GBR	Lewis Proctor	GBR	McLaren 720S GT3	PROAM	3	13	11	1:38.043	0.780	0.029	167.9
7	20	SPS Automotive Performance	DEU	Dominik Baumann	AUT	Mikaeel Pitamber	ZAF	Mercedes AMG GT3 EVO	PRO	4	12	11	1:38.050	0.787	0.007	167.9
8	63	Oregon Team	ITA	Rolf Ineichen	CHE	Leonardo Pulcini	ITA	Lamborghini Huracan GT3 EVO2	PRO	5	14	13	1:38.106	0.843	0.056	167.8
9	15	Car Collection Motorsport	DEU	Ernst Kirchmayr	SWE	Nico Menzel	DEU	Porsche 911 GT3 R (992)	PRO	6	11	2	1:38.146	0.883	0.040	167.7
10	11	racing one	DEU	Ernst Kirchmayr	AUT	Luca Ludwig	DEU	Ferrari 296 GT3	PROAM	4	13	5	1:38.171	0.908	0.025	167.7
11	61	AF Corse	ITA	Jean-Claude Saada	USA	Conrad Grunewald	USA	Ferrari 296 GT3	PROAM	5	15	14	1:38.377	1.114	0.206	167.3
12	69	Scuderia Villorba Corse	ITA	Michael Blanchemain	FRA	Vladislav Lomko	IND	Mercedes AMG GT3 EVO	PROAM	6	15	13	1:38.552	1.289	0.175	167.0
13	95	Team Motopark	DEU	Laurent De Meeus	DNK	Thomas Ikin	GBR	Mercedes AMG GT3 EVO	PROAM	7	10	4	1:38.619	1.356	0.067	166.9
14	55	AF Corse	ITA	Laurent De Meeus	BEL	Jamie Stanley	GBR	Ferrari 296 GT3	PROAM	8	14	5	1:38.638	1.375	0.019	166.9
15	25	AF Corse	ITA	Alessandro Cozzi	MCO	Giorgio Sernagiotto	ITA	Ferrari 296 GT3	PROAM	9	14	11	1:38.648	1.385	0.010	166.9
16	42	Leipert Motorsport	DEU	Mark Wallenwein	DEU	Maciej Blazek	POL	Lamborghini Huracan GT3 EVO2	PRO	7	11	8	1:38.698	1.435	0.050	166.8
17	19	Oregon Team	ITA	Marzio Moretti	ITA	Artem Petrov	ISR	Lamborghini Huracan GT3 EVO2	PRO	8	10	6	1:38.765	1.502	0.067	166.7
18	10	Oregon Team	ITA	Alessio Deledda	ITA	Jordan Pepper	ZAF	Lamborghini Huracan GT3 EVO2	PRO	9	11	10	1:38.769	1.506	0.004	166.7
19	9	GetSpeed	DEU	Anthony Bartone	USA	Fabian Schiller	DEU	Mercedes AMG GT3 EVO	PRO	10	13	12	1:38.986	1.723	0.217	166.3
20	96	Team Motopark	DEU	Lukas Dunner	AUT	Charles Bateman	GBR	Mercedes AMG GT3 EVO	PRO	11	12	10	1:39.149	1.886	0.163	166.0
21	7	Car Collection Motorsport	DEU	Bashar Mardini	CAN			Porsche 911 GT3 R (992)	PROAM	10	16	11	1:39.499	2.236	0.350	165.4
22	6	GetSpeed	DEU	Valentin Pierburg	DEU	Aaron Walker	GBR	Mercedes AMG GT3 EVO	PROAM	11	14	7	1:39.538	2.275	0.039	165.4
23	8	Il Barone Rampante	ITA	Giuseppe Cipriani	ITA			Lamborghini Huracan GT3 EVO	AM	1	14	12	1:39.765	2.502	0.227	165.0
24	65	Team Motopark	DEU	Heiko Neumann	DEU	Timo Rumpfkeil	DEU	Mercedes AMG GT3 EVO	AM	2	14	13	1:39.932	2.669	0.167	164.7
25	786	GetSpeed	DEU	Kiki Sak Nana	THA	Adam Osieka	DEU	Mercedes AMG GT3 EVO	AM	3	12	10	1:40.326	3.063	0.394	164.1
26	16	AF Corse	ITA	Marcelo Hahn	BRA	Allam Khodair	BRA	Ferrari 296 GT3	PROAM	12	6	3	1:40.451	3.188	0.125	163.9
27	88	Spirit of Race	CHE	Gino Forgiere	CHE	Michele Rugolo	ITA	Ferrari 296 GT3	PROAM	13	12	7	1:40.810	3.547	0.359	163.3
28	75	ISR Racing	CZE	Filip Salaquarda	CZE	Libor Milota	CZE	Audi R8 LMS GT3 Evo II	PROAM	14	9	8	1:40.824	3.561	0.014	163.3
29	54	CBRX by SPS	DEU	Yannick Mettler	CHE			Mercedes AMG GT3 EVO	PROAM	15	16	15	1:41.042	3.779	0.218	162.9
30	12	Car Collection Motorsport	DEU	Hash	USA	Alex Fontana	CHE	Porsche 911 GT3 R (992)	PROAM	16	16	15	1:41.910	4.647	0.868	161.5
31	5	Olimp Racing	POL	Stanislaw Jedlinski	POL	Krystian Korzeniowski	POL	Ferrari 296 GT3	AM	4	10	9	1:46.255	8.992	4.345	154.9

Published at:.....

Track Temp: 15°C Air Temp: 17°C Humidity: 50% Track Status: DRY

Race Director:

Alessandro Ferrari

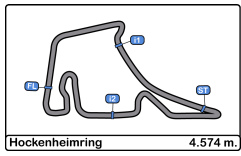
ACI DGA 392080

Timekeeper:

S. A. Rodríguez
 S. A. Rodríguez

JOB-2654-ESP/M





Hockenheimring
International GT Open
Qualifying - 2 Driver - 2
Track Limit



The Stewards, having received a report from Race Director, have considered the following matter and determine the following:

Session Qualifying - 2 Driver - 2
Fact The cars below did not use the track at the turns listed below

Infringement Breach of Appendix L Chapter IV Article 2 c) of the FIA International Sporting Code and Article 19.4/19.5 of the Sporting Regulations.

Decision Deletion of the lap times shown in accordance with Article 12.4.1.e of the FIA International Sporting Code.

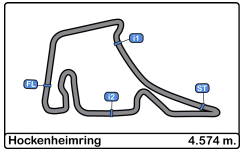
Note

- Certain decisions of the Stewards are subject to appeal (Article 15 of the FIA International Sporting Code).
- These penalties are not subject to appeal Article.12.3.4 of the FIA International Sporting Code and Article 16.5 of the Sporting Regulations.
- According to Article.12.3.3.b of the FIA International Sporting Code these decisions become immediately binding even in case of an appeal.

Ord	Turn	B. Driver	Entrant/Team	Time of Day	Lap Time
1	1	55 De Meeus - Stanley	AF Corse	9:38:47.715	1:41.065
2	1	7 Bashar Mardini	Car Collection Motorsport	9:39:31.102	1:56.137
3	1	12 Hash - Fontana	Car Collection Motorsport	9:39:53.638	1:44.745
4	1	786 Kiki - Osieka	GetSpeed	9:40:26.096	1:50.376
5	1	17 Menchaca - Siebert	Team Motopark	9:40:26.981	1:41.073
6	1	15 Ólá* d4{ ÅT ^}: ^	Car Collection Motorsport	9:40:56.132	1:44.434
7	1	17 Menchaca - Siebert	Team Motopark	9:42:07.142	1:40.161
8	1	69 Blanchemain - Lomko	Scuderia Villorba Corse	9:42:36.207	1:48.667
9	1	61 Saada - Grunewald	AF Corse	9:43:34.330	1:39.183
10	1	66 Proctor - Proctor	Greystone GT	9:43:53.656	1:38.792
11	1	42 Wallenwein - Blazek	Leipert Motorsport	9:43:58.523	1:39.737
12	1	12 Hash - Fontana	Car Collection Motorsport	9:45:05.355	1:44.859
13	1	786 Kiki - Osieka	GetSpeed	9:45:09.557	1:41.421
14	1	88 Forgione - Rugolo	Spirit of Race	9:45:30.454	2:13.816
15	1	61 Saada - Grunewald	AF Corse	9:47:03.702	1:49.822
16	1	10 Deledda - Pepper	Oregon Team	9:47:11.942	1:39.453
17	1	27 Pulcini - Cheever	Spirit of Race	9:47:31.990	1:37.898
18	1	69 Blanchemain - Lomko	Scuderia Villorba Corse	9:48:45.730	1:39.031
19	1	17 Menchaca - Siebert	Team Motopark	9:49:52.602	1:38.344
20	1	66 Proctor - Proctor	Greystone GT	9:50:47.599	1:48.119
21	1	27 Pulcini - Cheever	Spirit of Race	9:50:58.012	1:47.495
22	1	11 Kirchmayr - Ludwig	racing one	9:51:14.036	1:38.967
23	1	9 Bartone - Schiller	GetSpeed	9:51:27.592	1:39.415
24	1	6 Pierburg - Walker	GetSpeed	9:52:02.087	1:47.928
25	1	69 Blanchemain - Lomko	Scuderia Villorba Corse	9:52:13.781	1:48.272
26	1	17 Menchaca - Siebert	Team Motopark	9:53:09.583	1:38.674
27	1	8 Giuseppe Cipriani	Il Barone Rampante	9:56:45.846	1:40.587
28	1	61 Saada - Grunewald	AF Corse	9:57:04.747	1:45.649
29	1	61 Saada - Grunewald	AF Corse	9:58:51.444	1:46.697
30	1	65 Neumann - Rumpfkeil	Team Motopark	9:58:58.169	1:39.614
31	1	88 Forgione - Rugolo	Spirit of Race	9:59:01.175	1:41.148
32	1	7 Bashar Mardini	Car Collection Motorsport	10:00:00.110	1:41.915
33	1	75 Salaquarda - Milota	ISR Racing	10:00:06.335	1:41.346
34	1	69 Blanchemain - Lomko	Scuderia Villorba Corse	10:00:35.338	1:38.600
35	1	65 Neumann - Rumpfkeil	Team Motopark	10:00:39.625	1:41.456
36	1	11 Kirchmayr - Ludwig	racing one	10:01:06.189	1:37.948
37	1	6 Pierburg - Walker	GetSpeed	10:01:08.982	1:39.648
38	1	17 Menchaca - Siebert	Team Motopark	10:01:39.355	1:44.725
39	1	15 Ólá* d4{ ÅT ^}: ^	Car Collection Motorsport	10:02:04.105	1:44.723

The Stewards:





Hockenheimring
International GT Open
Qualifying - 2 Driver - 2
Track Limit



The Stewards, having received a report from Race Director, have considered the following matter and determine the following:

Session Qualifying - 2 Driver - 2
Fact The cars below did not use the track at the turns listed below

Infringement Breach of Appendix L Chapter IV Article 2 c) of the FIA International Sporting Code and Article 19.4/19.5 of the Sporting Regulations.

Decision Deletion of the lap times shown in accordance with Article 12.4.1.e of the FIA International Sporting Code.

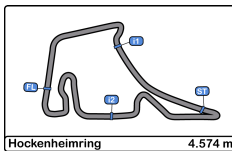
Note

- Certain decisions of the Stewards are subject to appeal (Article 15 of the FIA International Sporting Code).
- These penalties are not subject to appeal Article.12.3.4 of the FIA International Sporting Code and Article 16.5 of the Sporting Regulations.
- According to Article.12.3.3.b of the FIA International Sporting Code these decisions become immediately binding even in case of an appeal.

Ord	Turn	B. Driver	Entrant/Team	Time of Day	Lap Time
40	1	10 Deledda - Pepper	Oregon Team	10:02:07.730	1:47.411
41	1	25 Cozzi - Sernagiotto	AF Corse	10:02:42.942	1:38.950
42	1	6 Pierburg - Walker	GetSpeed	10:02:48.380	1:39.398
43	1	8 Giuseppe Cipriani	Il Barone Rampante	10:03:30.324	1:40.392
44	1	6 Pierburg - Walker	GetSpeed	10:04:35.254	1:46.874
45	1	63 Ineichen - Pulcini	Oregon Team	10:04:41.615	1:49.726
46	1	15 Ó^! * d4{ A^T ^} : ^	Car Collection Motorsport	10:05:20.812	1:38.270
47	1	10 Deledda - Pepper	Oregon Team	10:05:48.060	2:01.561
48	1	27 Pulcini - Cheever	Spirit of Race	10:05:53.522	1:38.020
49	1	25 Cozzi - Sernagiotto	AF Corse	10:06:58.330	2:36.190

The Stewards:





Hockenheimring
International GT Open
Qualifying - 2 Driver - 2
Provisional Results by Category



PRO																
Cls	B _e	Entrant/Team	Nat	Driver 1	Nat	Driver 2	Nat	Vehicle	Cat	Cls	Laps	Best	Time	Gap	Interval	Km/h
1	1	Eastalent Racing	AUT	Simon Reicher	AUT	Christopher Haase	DEU	Audi R8 LMS GT3 Evo II	PRO	1	9	7	1:37.263			169.2
2	17	Team Motopark	DEU	Diego Menchaca	MEX	Marcos Siebert	ARG	Mercedes AMG GT3 EVO	PRO	2	14	12	1:37.831	0.568	0.568	168.3
3	51	Spirit of Race	CHE	Nicola Marinangeli	ITA	Vincent Abril	FRA	Ferrari 296 GT3	PRO	3	11	10	1:37.921	0.658	0.090	168.1
4	20	SPS Automotive Performance	DEU	Dominik Baumann	AUT	Mikael Pitamber	ZAF	Mercedes AMG GT3 EVO	PRO	4	12	11	1:38.050	0.787	0.129	167.9
5	63	Oregon Team	ITA	Rolf Ineichen	CHE	Leonardo Pulcini	ITA	Lamborghini Huracan GT3 EVO2	PRO	5	14	13	1:38.106	0.843	0.056	167.8
6	15	Car Collection Motorsport	DEU	Ö • æ Å * • d {	SWE	Nico Menzel	DEU	Porsche 911 GT3 R (992)	PRO	6	11	2	1:38.146	0.883	0.040	167.7
7	42	Leipert Motorsport	DEU	Mark Wallenwein	DEU	Maciej Blazek	POL	Lamborghini Huracan GT3 EVO2	PRO	7	11	8	1:38.698	1.435	0.552	166.8
8	19	Oregon Team	ITA	Marzio Moretti	ITA	Artem Petrov	ISR	Lamborghini Huracan GT3 EVO2	PRO	8	10	6	1:38.765	1.502	0.067	166.7
9	10	Oregon Team	ITA	Alessio Deledda	ITA	Jordan Pepper	ZAF	Lamborghini Huracan GT3 EVO2	PRO	9	11	10	1:38.769	1.506	0.004	166.7
10	9	GetSpeed	DEU	Anthony Bartone	USA	Fabian Schiller	DEU	Mercedes AMG GT3 EVO	PRO	10	13	12	1:38.986	1.723	0.217	166.3
11	96	Team Motopark	DEU	Lukas Dunner	AUT	Charles Bateman	GBR	Mercedes AMG GT3 EVO	PRO	11	12	10	1:39.149	1.886	0.163	166.0

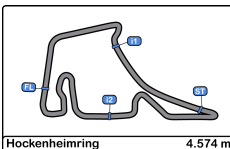
PROAM																
Cls	B _e	Entrant/Team	Nat	Driver 1	Nat	Driver 2	Nat	Vehicle	Cat	Cls	Laps	Best	Time	Gap	Interval	Km/h
1	777	Olimp Racing	POL	Marcin Jedlinski	POL	Karol Basz	POL	Audi R8 LMS GT3 Evo II	PROAM	1	12	11	1:37.949			168.1
2	27	Spirit of Race	CHE	Marco Pulcini	ITA	Eddie Cheever	ITA	Ferrari 296 GT3	PROAM	2	12	9	1:38.014	0.065	0.065	168.0
3	66	Greystone GT	GBR	Stewart Proctor	GBR	Lewis Proctor	GBR	McLaren 720S GT3	PROAM	3	13	11	1:38.043	0.094	0.029	167.9
4	11	racing one	DEU	Ernst Kirchmayr	AUT	Luca Ludwig	DEU	Ferrari 296 GT3	PROAM	4	13	5	1:38.171	0.222	0.128	167.7
5	61	AF Corse	ITA	Jean-Claude Saada	USA	Conrad Grunewald	USA	Ferrari 296 GT3	PROAM	5	15	14	1:38.377	0.428	0.206	167.3
6	69	Scuderia Villorba Corse	ITA	Michael Blanchemain	FRA	Vladislav Lomko	IND	Mercedes AMG GT3 EVO	PROAM	6	15	13	1:38.552	0.603	0.175	167.0
7	95	Team Motopark	DEU	T [: () Å Ů d { • ç á	DEN	Thomas Ikin	GBR	Mercedes AMG GT3 EVO	PROAM	7	10	4	1:38.619	0.670	0.067	166.9
8	55	AF Corse	ITA	Laurent De Meeus	BEL	Jamie Stanley	GBR	Ferrari 296 GT3	PROAM	8	14	5	1:38.638	0.689	0.019	166.9
9	25	AF Corse	ITA	Alessandro Cozzi	MCO	Giorgio Sernagiotto	ITA	Ferrari 296 GT3	PROAM	9	14	11	1:38.648	0.699	0.010	166.9
10	7	Car Collection Motorsport	DEU	Bashar Mardini	CAN			Porsche 911 GT3 R (992)	PROAM	10	16	11	1:39.499	1.550	0.851	165.4
11	6	GetSpeed	DEU	Valentin Pierburg	DEU	Aaron Walker	GBR	Mercedes AMG GT3 EVO	PROAM	11	14	7	1:39.538	1.589	0.039	165.4
12	16	AF Corse	ITA	Marcelo Hahn	BRA	Allam Khodair	BRA	Ferrari 296 GT3	PROAM	12	6	3	1:40.451	2.502	0.913	163.9
13	88	Spirit of Race	CHE	Gino Forgione	CHE	Michele Rugolo	ITA	Ferrari 296 GT3	PROAM	13	12	7	1:40.810	2.861	0.359	163.3
14	75	ISR Racing	CZE	Filip Salaquarda	CZE	Libor Milota	CZE	Audi R8 LMS GT3 Evo II	PROAM	14	9	8	1:40.824	2.875	0.014	163.3
15	54	CBRX by SPS	DEU	8 Y I H Y A ~ ~ Y F	CHE	Yannick Mettler	CHE	Mercedes AMG GT3 EVO	PROAM	15	16	15	1:41.042	3.093	0.218	162.9
16	12	Car Collection Motorsport	DEU	Hash	USA	Alex Fontana	CHE	Porsche 911 GT3 R (992)	PROAM	16	16	15	1:41.910	3.961	0.868	161.5

Published at:.....

Track Temp: ' \$ * ' \$ 7 Air Temp: & \$ " ' \$ 7 Humidity: 50 % Track Status: DRY

Race Director: Alessandro Ferrari ACI DGA 392080	Timekeeper: S. A. A. A. A. JOB-2654-ESP/M
--	---





Hockenheimring
International GT Open
Qualifying - 2 Driver - 2
Provisional Results by Category



AM																
Cls	B _e	Entrant/Team	Nat	Driver 1	Nat	Driver 2	Nat	Vehicle	Cat	Cls	Laps	Best	Time	Gap	Interval	Km/h
1	8	Il Barone Rampante	ITA	Giuseppe Cipriani	ITA			Lamborghini Huracan GT3 EVO	AM	1	14	12	1:39.765			165.0
2	65	Team Motopark	DEU	<u>Heiko Neumann</u>	DEU	Timo Rumpfkeil	DEU	Mercedes AMG GT3 EVO	AM	2	14	13	1:39.932	0.167	0.167	164.7
3	786	GetSpeed	DEU	Kiki Sak Nana	ITA	<u>Adam Osieka</u>	DEU	Mercedes AMG GT3 EVO	AM	3	12	10	1:40.326	0.561	0.394	164.1
4	5	Olimp Racing	POL	<u>Stanislaw Jedlinski</u>	POL	Krystian Korzeniowski	POL	Ferrari 296 GT3	AM	4	10	9	1:46.255	6.490	5.929	154.9

Published at:.....

Track Temp: ' \$ " ` 57 Air Temp: & \$ " ` 57 Humidity: 50 % Track Status: DRY

Race Director:

Alessandro Ferrari

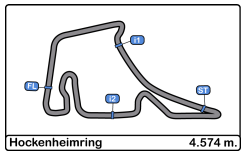
ACI DGA 392080

Timekeeper:

S. A. O. 2024

JOB-2654-ESP/M



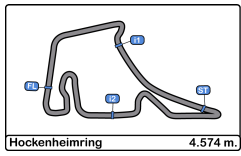


Hockenheimring International GT Open Qualifying - 2 Driver - 2 Lap Analysis



1 Simon Reicher Audi R8 LMS GT3 Evo II							7 Bashar Mardini Porsche 911 GT3 R (992)								
PRO		Christopher Haase			Eastalent Racing		PROAM		Car Collection Motorsport						
Lap	D	Time	Sector 1	Sector 2	Sector 3	T. Spd	Elapsed	Lap	D	Time	Sector 1	Sector 2	Sector 3	T. Spd	Elapsed
1	2	9:38:34.597	9:37:13.742	46.427	34.428	254.7	9:38:34.597	1	9:37:34.965	9:36:00.860	50.999	43.106	200.7	9:37:34.965	
2	2	1:39.695	21.410	46.099	32.186	256.5	9:40:14.292	2	1:56.137	21.862	46.998	47.277	251.7	9:39:31.102	
3	2	1:39.616	21.234	46.176	32.206	257.1	9:41:53.908	3	1:43.874	23.530	47.044	33.300	252.3	9:41:14.976	
4	2	1:45.036 P	21.010	46.173	37.853	256.5	9:43:38.944	4	2:02.085 P	34.483	47.368	40.234	250.5	9:43:17.061	
5	2	3:41.291	2:23.792	45.657	31.842	255.3	9:47:20.235	5	2:47.269	1:28.290	46.372	32.607	251.1	9:46:04.330	
6	2	1:37.302	20.721	45.297	31.284	255.9	9:48:57.537	6	1:40.158	21.380	46.499	32.279	250.5	9:47:44.488	
7	2	1:37.263	20.598	45.403	31.262	256.5	9:50:34.800	7	1:39.985	21.287	46.231	32.467	251.1	9:49:24.473	
8	2	1:37.950	20.695	45.642	31.613	257.7	9:52:12.750	8	1:40.160	21.323	46.224	32.613	251.7	9:51:04.633	
9	2	1:43.796 P	21.037	45.839	36.920	256.5	9:53:56.546	9	1:48.704 P	21.611	46.770	40.323	251.7	9:52:53.337	
5 Stanislaw Jedlinski Ferrari 296 GT3							10 Giuseppe Cipriani Lamborghini Huracan GT3 EVO								
AM		Krystian Korzeniowski			Olimp Racing		AM		Il Barone Rampante						
Lap	D	Time	Sector 1	Sector 2	Sector 3	T. Spd	Elapsed	Lap	D	Time	Sector 1	Sector 2	Sector 3	T. Spd	Elapsed
1	1	9:38:58.082	9:37:31.642	49.608	36.832	249.4	9:38:58.082	10	3:45.359	2:25.723	47.089	32.547	250.5	9:56:38.696	
2	1	1:46.565	23.683	47.665	35.217	253.5	9:40:44.647	11	1:39.499	21.191	45.970	32.338	254.1	9:58:18.195	
3	1	1:48.448	23.202	48.367	36.879	251.7	9:42:33.095	12	1:41.915	21.446	46.736	33.733	255.3	10:00:00.110	
4	1	1:51.159	22.794	49.582	38.783	243.2	9:44:24.254	13	1:42.192	21.340	46.336	34.516	250.5	10:01:42.302	
5	1	2:02.734 P	25.285	48.952	48.497	251.1	9:46:26.988	14	1:39.764	21.356	46.048	32.360	252.3	10:03:22.066	
6	1	4:29.852	3:06.667	48.391	34.794	248.8	9:50:56.840	15	1:39.802	21.376	46.080	32.346	252.3	10:05:01.868	
7	1	1:46.616	23.248	48.322	35.046	251.1	9:52:43.456	16	2:10.514 P	25.626	55.747	49.141	198.5	10:07:12.382	
8	1	1:46.744	23.172	48.008	35.564	250.5	9:54:30.200	8	9:37:14.107	9:35:49.478	50.506	34.123	243.7	9:37:14.107	
9	1	1:46.255	22.872	47.788	35.595	252.3	9:56:16.455	2	1:42.386	21.873	46.613	33.900	251.1	9:38:56.493	
10	1	2:00.828 P	23.256	48.562	49.010	251.1	9:58:17.283	3	1:40.003	21.401	46.295	32.307	251.7	9:40:36.496	
6 Valentin Pierburg Mercedes AMG GT3 EVO							9 Anthony Bartone Mercedes AMG GT3 EVO								
PROAM		Aaron Walker			GetSpeed		PRO		Fabian Schiller						
Lap	D	Time	Sector 1	Sector 2	Sector 3	T. Spd	Elapsed	Lap	D	Time	Sector 1	Sector 2	Sector 3	T. Spd	Elapsed
1	1	9:37:39.602	9:36:12.020	47.294	40.288	248.8	9:37:39.602	9	9:36:57.911	9:35:32.907	49.083	35.921	248.8	9:36:57.911	
2	1	1:41.542	21.899	46.946	32.697	251.7	9:39:21.144	2	1:43.332	22.410	47.093	33.829	254.7	9:38:41.243	
3	1	1:48.355 P	21.942	47.160	39.253	252.3	9:41:09.499	3	1:42.017	21.985	46.965	33.067	254.1	9:40:23.260	
4	1	4:00.594	2:34.802	48.446	37.346	249.4	9:45:10.093	4	1:49.382 P	21.777	47.164	40.441	254.7	9:42:12.642	
5	1	1:42.929	21.707	46.541	34.681	252.9	9:46:53.022	5	1:16.823	2:53.474	48.982	34.367	253.5	9:46:29.465	
6	1	1:41.599	21.577	46.179	33.843	252.3	9:48:34.621	6	1:39.355	21.376	46.055	31.924	254.7	9:48:08.820	
7	1	1:39.538	21.274	46.318	31.946	252.3	9:50:14.159	7	1:39.357	21.328	46.057	31.972	255.3	9:49:48.177	
8	1	1:47.928 P	21.336	46.535	40.057	252.3	9:52:02.087	8	1:39.415	21.213	46.118	32.084	255.9	9:51:27.592	
9	1	5:47.326	4:25.466	46.891	34.969	251.1	9:57:49.413	9	1:47.468 P	21.433	46.687	39.348	254.7	9:53:15.060	
10	1	1:39.921	21.536	46.146	32.239	251.1	9:59:29.334	10	6:27.537	5:01.268	47.849	38.420	252.3	9:59:42.597	
11	1	1:39.648	21.331	46.037	32.280	253.5	10:01:08.982	11	1:39.492	21.524	46.179	31.789	253.5	10:01:22.089	
12	1	1:39.398	21.229	46.135	32.034	252.9	10:02:48.380	12	1:38.986	21.146	46.109	31.731	254.1	10:03:01.075	
13	1	1:46.874	21.373	47.051	38.450	251.7	10:04:35.254	13	1:49.559 P	21.385	45.965	42.209	254.7	10:04:50.634	
14	1	1:50.046 P	21.554	46.990	41.502	251.7	10:06:25.300								





Hockenheimring
International GT Open
Qualifying - 2 Driver - 2
Lap Analysis



10 Alessio Deledda Lamborghini Huracan GT3 EVO2 **15** Porsche 911 GT3 R (992)
 PRO Jordan Pepper Oregon Team PRO Nico Menzel Car Collection Motorsport

Lap	D	Time	Sector 1	Sector 2	Sector 3	T. Spd	Elapsed	Lap	D	Time	Sector 1	Sector 2	Sector 3	T. Spd	Elapsed
1	1	9:37:20.900 P	9:35:38.915	55.265	46.720	196.7	9:37:20.900	1	2	9:37:33.552	9:35:58.114	53.212	42.226	189.1	9:37:33.552
2	1	6:31.981	5:08.650	49.403	33.928	242.6	9:43:52.881	2	2	1:38.146	21.071	45.578	31.497	252.3	9:39:11.698
3	1	1:39.608	21.239	46.321	32.048	257.7	9:45:32.489	3	2	1:44.434	20.870	45.780	37.784	252.9	9:40:56.132
4	1	1:39.453	21.352	45.994	32.107	257.7	9:47:11.942	4	2	1:38.477	20.981	45.805	31.691	252.3	9:42:34.609
5	1	1:46.660 P	21.229	45.993	39.438	258.3	9:48:58.602	5	2	1:41.292	21.468	46.067	33.757	252.3	9:44:15.901
6	1	8:00.347	6:39.525	47.320	33.502	252.9	9:56:58.949	6	2	1:47.256 P	20.902	45.958	40.396	252.9	9:46:03.157
7	1	1:42.350	21.005	46.467	34.878	258.3	9:58:41.299	7	2	14:16.225	12:56.987	46.423	32.815	247.7	10:00:19.382
8	1	1:39.020	21.034	45.587	32.399	258.3	10:00:20.319	8	2	1:44.723	21.070	46.902	36.751	252.3	10:02:04.105
9	1	1:47.411	21.081	48.081	38.249	258.9	10:02:07.730	9	2	1:38.437	20.792	45.800	31.845	252.9	10:03:42.542
10	1	1:38.769	21.091	45.719	31.959	257.1	10:03:46.499	10	2	1:38.270	20.879	45.726	31.665	253.5	10:05:20.812
11	1	2:01.561 P	21.597	59.914	40.050	210.9	10:05:48.060	11	2	2:02.712 P	20.994	52.463	49.255	233.2	10:07:23.524

11 Ernst Kirchmayr Ferrari 296 GT3 **16** Marcelo Hahn Ferrari 296 GT3
 PROAM Luca Ludwig racing one PROAM Allam Khodair AF Corse

Lap	D	Time	Sector 1	Sector 2	Sector 3	T. Spd	Elapsed	Lap	D	Time	Sector 1	Sector 2	Sector 3	T. Spd	Elapsed
1	2	9:37:38.032	9:36:06.753	48.991	42.288	247.1	9:37:38.032	1	1	9:43:15.302	9:41:53.689	47.068	34.545	251.7	9:43:15.302
2	2	1:40.962	21.597	46.264	33.101	255.9	9:39:18.994	2	1	1:40.791	21.508	46.792	32.491	253.5	9:44:56.093
3	2	1:46.753 P	22.447	46.834	37.472	257.1	9:41:05.747	3	1	1:40.451	21.423	46.580	32.448	253.5	9:46:36.544
4	2	5:12.757	3:49.446	46.986	36.325	254.7	9:46:18.504	4	1	1:49.116	21.921	48.997	38.198	253.5	9:48:25.660
5	2	1:38.171	21.083	45.617	31.471	256.5	9:47:56.675	5	1	1:41.143	21.803	46.724	32.616	252.9	9:50:06.803
6	2	1:38.394	21.018	45.665	31.711	256.5	9:49:35.069	6	1	1:48.819 P	21.485	46.855	40.479	254.7	9:51:55.622
7	2	1:38.967	21.068	45.834	32.065	257.1	9:51:14.036								
8	2	1:46.360 P	21.499	46.253	38.608	256.5	9:53:00.396								
9	2	6:27.845	5:00.999	47.177	39.669	254.1	9:59:28.241								
10	2	1:37.948	20.952	45.501	31.495	255.9	10:01:06.189								
11	2	1:51.575	20.918	48.901	41.756	256.5	10:02:57.764								
12	2	1:38.184	21.092	45.569	31.523	255.9	10:04:35.948								
13	2	1:58.322 P	22.203	49.583	46.536	256.5	10:06:34.270								

12 Hash Porsche 911 GT3 R (992)
 PROAM Alex Fontana Car Collection Motorsport

Lap	D	Time	Sector 1	Sector 2	Sector 3	T. Spd	Elapsed
1	1	9:38:08.893	9:36:46.779	48.032	34.082	250.5	9:38:08.893
2	1	1:44.745	22.587	47.872	34.286	252.3	9:39:53.638
3	1	1:43.836	22.393	47.535	33.908	253.5	9:41:37.474
4	1	1:43.022	22.247	47.069	33.706	254.1	9:43:20.496
5	1	1:44.859	22.390	47.527	34.942	255.3	9:45:05.355
6	1	1:43.684	22.426	47.075	34.183	254.7	9:46:49.039
7	1	1:52.457 P	22.298	48.697	41.462	254.1	9:48:41.496
8	1	5:22.370	4:02.283	46.585	33.502	254.1	9:54:03.866
9	1	1:47.483	22.046	47.517	37.920	254.1	9:55:51.349
10	1	1:46.224	22.259	47.104	36.861	254.1	9:57:37.573
11	1	1:43.574	22.188	47.516	33.870	253.5	9:59:21.147
12	1	1:42.172	21.895	46.725	33.552	254.7	10:01:03.319
13	1	1:43.273	22.495	47.391	33.387	255.9	10:02:46.592
14	1	1:42.315	21.975	46.766	33.574	255.3	10:04:28.907
15	1	1:41.910	21.806	46.651	33.453	255.9	10:06:10.817
16	1	1:51.946 P	22.437	47.050	42.459	254.1	10:08:02.763

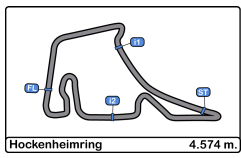
17 Diego Menchaca Mercedes AMG GT3 EVO
 PRO Marcos Siebert Team Motopark

Lap	D	Time	Sector 1	Sector 2	Sector 3	T. Spd	Elapsed
1	1	9:37:02.500	9:35:32.965	53.524	36.011	228.8	9:37:02.500
2	1	1:43.408	22.821	47.651	32.936	252.9	9:38:45.908
3	1	1:41.073	21.945	46.625	32.503	254.1	9:40:26.981
4	1	1:40.161	21.460	46.401	32.300	254.7	9:42:07.142
5	1	1:45.250 P	21.566	46.594	37.090	254.1	9:43:52.392
6	1	4:21.866	3:00.454	48.657	32.755	253.5	9:48:14.258
7	1	1:38.344	21.041	45.813	31.490	255.3	9:49:52.602
8	1	1:38.307	21.086	45.776	31.445	255.9	9:51:30.909
9	1	1:38.674	20.918	45.902	31.854	255.9	9:53:09.583
10	1	1:48.380 P	22.241	47.500	38.639	254.7	9:54:57.963
11	1	3:18.836	1:56.324	48.069	34.443	254.1	9:58:16.799
12	1	1:37.831	20.809	45.591	31.431	255.9	9:59:54.630
13	1	1:44.725	21.123	48.773	34.829	255.3	10:01:39.355
14	1	1:50.661 P	20.859	45.678	44.124	255.3	10:03:30.016

19 Marzio Moretti Lamborghini Huracan GT3 EVO2
 PRO Artem Petrov Oregon Team

Lap	D	Time	Sector 1	Sector 2	Sector 3	T. Spd	Elapsed
1	1	9:40:04.878	9:38:39.829	51.866	33.183	183.6	9:40:04.878
2	1	1:38.798	21.160	45.957	31.681	255.3	9:41:43.676
3	1	1:46.623	21.313	48.142	37.168	255.9	9:43:30.299
4	1	1:45.636 P	21.102	46.580	37.954	255.3	9:45:15.935
5	1	12:11.375	10:50.134	46.608	34.633	253.5	9:57:27.310
6	1	1:38.765	20.865	46.022	31.878	256.5	9:59:06.075
7	1	1:40.927	20.943	46.030	33.954	257.1	10:00:47.002
8	1	1:42.840	21.205	48.725	32.910	230.7	10:02:29.842
9	1	1:51.500	21.135	45.865	44.500	256.5	10:04:21.342
10	1	1:44.753 P	21.090	45.947	37.716	256.5	10:06:06.095





Hockenheimring
International GT Open
Qualifying - 2 Driver - 2
Lap Analysis



20 Dominik Baumann Mercedes AMG GT3 EVO **42** Mark Wallenwein Lamborghini Huracan GT3 EVO2
 PRO Mikaeel Pitamber SPS Automotive Performance PRO Maciej Blazek Leipt Motorsport

Lap	D	Time	Sector 1	Sector 2	Sector 3	T. Spd	Elapsed	Lap	D	Time	Sector 1	Sector 2	Sector 3	T. Spd	Elapsed
1	1	9:37:12.114	9:35:44.457	54.041	33.616	202.6	9:37:12.114	1	1	9:42:18.786	9:41:00.220	46.352	32.214	250.0	9:42:18.786
2	1	1:49.895 P	22.135	47.134	40.626	251.7	9:39:02.009	2	1	1:39.737	21.255	46.382	32.100	253.5	9:43:58.523
3	1	6:02.154	4:38.747	48.227	35.180	246.0	9:45:04.163	3	1	1:46.335	21.165	48.817	36.353	254.7	9:45:44.858
4	1	1:38.464	21.244	45.952	31.268	251.1	9:46:42.627	4	1	1:39.315	21.354	45.975	31.986	254.1	9:47:24.173
5	1	1:41.642	21.016	45.924	34.702	253.5	9:48:24.269	5	1	1:39.031	21.051	45.933	32.047	255.9	9:49:03.204
6	1	1:38.269	21.094	45.769	31.406	252.9	9:50:02.538	6	1	1:52.900 P	21.354	50.006	41.540	224.5	9:50:56.104
7	1	1:46.753 P	21.053	45.832	39.868	252.3	9:51:49.291	7	1	2:35.056	1:14.412	46.872	33.772	252.3	9:53:31.160
8	1	6:24.477	5:01.590	48.159	34.728	248.2	9:58:13.768	8	1	1:38.698	21.097	45.651	31.950	255.3	9:55:09.858
9	1	1:38.239	21.218	45.724	31.297	251.7	9:59:52.007	9	1	1:38.829	20.988	45.697	32.144	254.7	9:56:48.687
10	1	1:38.111	20.816	46.002	31.293	255.3	10:01:30.118	10	1	1:54.754	21.224	52.118	41.412	254.7	9:58:43.441
11	1	1:38.050	20.937	45.691	31.422	252.9	10:03:08.168	11	1	1:48.208 P	21.145	47.517	39.546	253.5	10:00:31.649
12	1	1:47.964 P	21.152	45.820	40.992	252.9	10:04:56.132								

25 Alessandro Cozzi Ferrari 296 GT3 PRO Vincent Abril Spirit of Race
 PROAM Giorgio Sernagiotto AF Corse

Lap	D	Time	Sector 1	Sector 2	Sector 3	T. Spd	Elapsed	Lap	D	Time	Sector 1	Sector 2	Sector 3	T. Spd	Elapsed
1	2	9:41:09.981	9:39:46.784	49.633	33.564	250.5	9:41:09.981	1	2	9:37:45.605 P	9:36:19.050	47.767	38.788	225.4	9:37:45.605
2	2	1:42.430	22.244	46.911	33.275	253.5	9:42:52.411	2	2	4:14.763	2:44.009	50.272	40.482	248.2	9:42:00.368
3	2	1:48.254 P	21.855	46.880	39.519	252.9	9:44:40.665	3	2	1:38.412	21.078	45.917	31.417	253.5	9:43:38.780
4	2	2:24.710	1:04.792	47.011	32.907	253.5	9:47:05.375	4	2	1:39.656	21.007	46.051	32.598	253.5	9:45:18.436
5	2	1:38.787	21.180	46.029	31.578	255.3	9:48:44.162	5	2	1:44.057	23.051	48.250	32.756	252.9	9:47:02.493
6	2	1:39.030	21.119	46.156	31.755	255.3	9:50:23.192	6	2	1:38.542	21.048	45.914	31.580	254.1	9:48:41.035
7	2	1:38.754	21.139	45.889	31.726	254.7	9:52:01.946	7	2	1:55.013 P	22.264	51.675	41.074	251.1	9:50:36.048
8	2	1:48.203 P	21.114	46.448	40.641	254.7	9:53:50.149	8	2	8:13.167	6:42.816	50.063	40.288	251.7	9:58:49.215
9	2	3:55.182	2:36.079	46.950	32.153	253.5	9:57:45.331	9	2	1:37.937	20.925	45.688	31.324	252.9	10:00:27.152
10	2	1:40.013	20.954	46.127	32.932	255.9	9:59:25.344	10	2	1:37.921	20.805	45.665	31.451	252.3	10:02:05.073
11	2	1:38.648	21.115	45.888	31.645	254.7	10:01:03.992	11	2	1:55.229 P	20.882	47.809	46.538	252.9	10:04:00.302
12	2	1:38.950	21.217	45.970	31.763	253.5	10:02:42.942								
13	2	1:39.198	21.113	46.141	31.944	254.1	10:04:22.140								
14	2	2:36.190 P	21.329	54.201	1:20.660	255.3	10:06:58.330								

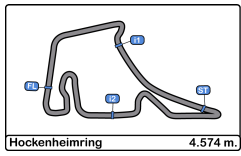
54 Övø! Å >||^ Mercedes AMG GT3 EVO PROAM Yannick Mettler CBRX by SPS

Lap	D	Time	Sector 1	Sector 2	Sector 3	T. Spd	Elapsed	Lap	D	Time	Sector 1	Sector 2	Sector 3	T. Spd	Elapsed
1	1	9:37:59.374	9:36:36.248	48.317	34.809	246.5	9:37:59.374	1	1	9:37:59.374	9:36:36.248	48.317	34.809	246.5	9:37:59.374
2	1	1:44.207	22.501	47.312	34.394	249.4	9:39:43.581	2	1	1:44.207	22.501	47.312	34.394	249.4	9:39:43.581
3	1	1:44.344	22.352	47.545	34.447	250.0	9:41:27.925	3	1	1:44.344	22.352	47.545	34.447	250.0	9:41:27.925
4	1	1:44.814	22.952	47.458	34.404	251.1	9:43:12.739	4	1	1:44.814	22.952	47.458	34.404	251.1	9:43:12.739
5	1	1:54.669 P	22.486	51.142	41.041	249.4	9:45:07.408	5	1	1:54.669 P	22.486	51.142	41.041	249.4	9:45:07.408
6	1	4:23.419	2:59.736	49.977	33.706	250.0	9:49:30.827	6	1	4:23.419	2:59.736	49.977	33.706	250.0	9:49:30.827
7	1	1:41.976	21.960	46.672	33.344	252.3	9:51:12.803	7	1	1:41.976	21.960	46.672	33.344	252.3	9:51:12.803
8	1	1:45.390	23.056	46.969	35.365	252.9	9:52:58.193	8	1	1:45.390	23.056	46.969	35.365	252.9	9:52:58.193
9	1	1:41.994	21.956	46.583	33.455	251.7	9:54:40.187	9	1	1:41.994	21.956	46.583	33.455	251.7	9:54:40.187
10	1	1:41.627	21.907	46.606	33.114	251.7	9:56:21.814	10	1	1:41.627	21.907	46.606	33.114	251.7	9:56:21.814
11	1	1:56.286 P	22.315	47.047	46.924	251.1	9:58:18.100	11	1	1:56.286 P	22.315	47.047	46.924	251.1	9:58:18.100
12	1	2:32.325	1:12.714	46.326	33.285	251.7	10:00:50.425	12	1	2:32.325	1:12.714	46.326	33.285	251.7	10:00:50.425
13	1	1:41.616	21.911	46.598	33.107	250.5	10:02:32.041	13	1	1:41.616	21.911	46.598	33.107	250.5	10:02:32.041
14	1	1:44.725	21.952	47.277	35.496	251.7	10:04:16.766	14	1	1:44.725	21.952	47.277	35.496	251.7	10:04:16.766
15	1	1:41.042	21.858	46.416	32.768	251.7	10:05:57.808	15	1	1:41.042	21.858	46.416	32.768	251.7	10:05:57.808
16	1	1:55.632 P	23.300	48.215	44.117	249.4	10:07:53.440	16	1	1:55.632 P	23.300	48.215	44.117	249.4	10:07:53.440

27 Marco Pulcini Ferrari 296 GT3 PROAM Eddie Cheever Spirit of Race

Lap	D	Time	Sector 1	Sector 2	Sector 3	T. Spd	Elapsed	Lap	D	Time	Sector 1	Sector 2	Sector 3	T. Spd	Elapsed
1	2	9:37:38.422	9:36:15.579	48.125	34.718	241.0	9:37:38.422	1	2	9:37:38.422	9:36:15.579	48.125	34.718	241.0	9:37:38.422
2	2	1:41.534	21.990	46.676	32.868	256.5	9:39:19.956	2	2	1:41.534	21.990	46.676	32.868	256.5	9:39:19.956
3	2	1:48.542 P	22.470	46.953	39.119	255.9	9:41:08.498	3	2	1:48.542 P	22.470	46.953	39.119	255.9	9:41:08.498
4	2	4:45.594	3:21.591	51.057	32.946	222.6	9:45:54.092	4	2	4:45.594	3:21.591	51.057	32.946	222.6	9:45:54.092
5	2	4:37.898	20.891	45.666	31.341	253.5	9:47:31.990	5	2	4:37.898	20.891	45.666	31.341	253.5	9:47:31.990
6	2	1:38.527	21.034	45.870	31.623	254.1	9:49:10.517	6	2	1:38.527	21.034	45.870	31.623	254.1	9:49:10.517
7	2	4:47.495 P	21.042	45.880	40.573	254.7	9:50:58.012	7	2	4:47.495 P	21.042	45.880	40.573	254.7	9:50:58.012
8	2	10:00.863	8:39.445	49.609	31.809	227.8	10:00:58.875	8	2	10:00.863	8:39.445	49.609	31.809	227.8	10:00:58.875
9	2	1:38.014	21.021	45.712	31.281	252.9	10:02:36.889	9	2	1:38.014	21.021	45.712	31.281	252.9	10:02:36.889
10	2	1:38.613	20.965	46.110	31.538	252.9	10:04:15.502	10	2	1:38.613	20.965	46.110	31.538	252.9	10:04:15.502
11	2	1:38.020	20.886	45.748	31.386	253.5	10:05:53.522	11	2	1:38.020	20.886	45.748	31.386	253.5	10:05:53.522
12	2	1:58.473 P	21.310	47.819	49.344	252.3	10:07:51.995	12	2	1:58.473 P	21.310	47.819	49.344	252.3	10:07:51.995





Hockenheimring
International GT Open
Qualifying - 2 Driver - 2
Lap Analysis

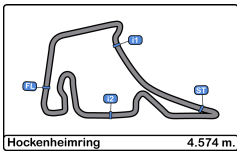


55							65								
Laurent De Meeus							Heiko Neumann								
Ferrari 296 GT3							Mercedes AMG GT3 EVO								
PROAM Jamie Stanley							AF Corse AM Timo Rumpfkeil Team Motopark								
Lap	D	Time	Sector 1	Sector 2	Sector 3	T. Spd	Elapsed	Lap	D	Time	Sector 1	Sector 2	Sector 3	T. Spd	Elapsed
1	2	9:37:06.650	9:35:39.135	49.304	38.211	251.7	9:37:06.650	1	1	9:41:22.259	9:39:51.195	52.466	38.598	248.2	9:41:22.259
2	2	1:41.065	21.748	46.856	32.461	255.9	9:38:47.715	2	1	1:40.854	21.847	46.877	32.130	250.5	9:43:03.113
3	2	1:47.504 P	21.533	46.509	39.462	255.9	9:40:35.219	3	1	1:40.352	21.420	46.618	32.314	251.7	9:44:43.465
4	2	2:26.141	1:05.766	47.993	32.382	252.9	9:43:01.360	4	1	1:40.127	21.407	46.675	32.045	252.3	9:46:23.592
5	2	1:38.638	20.963	46.183	31.492	253.5	9:44:39.998	5	1	1:40.056	21.336	46.474	32.246	252.3	9:48:03.648
6	2	1:40.921	21.059	46.127	33.735	254.7	9:46:20.919	6	1	1:40.296	21.391	46.655	32.250	251.7	9:49:43.944
7	2	1:46.379 P	21.169	45.942	39.268	255.3	9:48:07.298	7	1	1:47.815 P	21.932	46.954	38.929	252.3	9:51:31.759
8	2	7:38.658	6:16.073	49.556	33.029	228.8	9:55:45.956	8	1	5:46.796	4:23.610	48.512	34.674	247.7	9:57:18.555
9	2	1:46.089	21.089	50.405	34.595	221.7	9:57:32.045	9	1	1:39.614	21.226	46.410	31.978	252.9	9:58:58.169
10	2	1:42.437	20.967	45.957	35.513	254.1	9:59:14.482	10	1	1:41.456	21.220	46.188	34.048	252.9	10:00:39.625
11	2	1:39.161	21.057	45.930	32.174	255.3	10:00:53.643	11	1	1:45.240	21.170	48.409	35.661	251.1	10:02:24.865
12	2	1:38.700	21.045	45.848	31.807	254.7	10:02:32.343	12	1	1:41.996	21.512	47.230	33.254	252.3	10:04:06.861
13	2	1:54.533	24.344	54.577	35.612	222.2	10:04:26.876	13	1	1:39.932	21.289	46.523	32.120	251.7	10:05:46.793
14	2	1:53.303 P	21.156	46.271	45.876	254.1	10:06:20.179	14	1	2:02.906 P	23.543	51.442	47.921	221.3	10:07:49.699

61							66								
Jean-Claude Saada							Stewart Proctor								
Ferrari 296 GT3							McLaren 720S GT3								
PROAM Conrad Grunewald							AF Corse PROAM Lewis Proctor Greystone GT								
Lap	D	Time	Sector 1	Sector 2	Sector 3	T. Spd	Elapsed	Lap	D	Time	Sector 1	Sector 2	Sector 3	T. Spd	Elapsed
1	2	9:36:56.512	9:35:34.864	47.337	34.311	252.9	9:36:56.512	1	2	9:37:51.234	9:36:30.422	47.755	33.057	248.8	9:37:51.234
2	2	1:39.497	21.153	46.066	32.278	256.5	9:38:36.009	2	2	1:50.274 P	21.817	46.649	41.808	252.9	9:39:41.508
3	2	1:39.424	21.531	46.057	31.836	255.3	9:40:15.433	3	2	2:33.356	1:14.596	46.670	32.090	253.5	9:42:14.864
4	2	1:39.714	21.150	46.606	31.958	256.5	9:41:55.147	4	2	1:38.792	20.972	46.049	31.771	255.3	9:43:53.656
5	2	1:39.183	21.219	45.999	31.965	254.7	9:43:34.330	5	2	1:48.490	20.995	46.114	41.381	255.9	9:45:42.146
6	2	1:39.550	21.384	46.210	31.956	254.7	9:45:13.880	6	2	1:38.892	21.131	45.819	31.942	255.9	9:47:21.038
7	2	1:49.822 P	21.258	46.193	42.371	254.7	9:47:03.702	7	2	1:38.442	20.968	45.646	31.828	255.3	9:48:59.480
8	2	8:15.396	6:51.198	49.729	34.469	252.9	9:55:19.098	8	2	1:48.119 P	20.982	46.367	40.770	254.7	9:50:47.599
9	2	1:45.649	22.504	47.223	35.922	254.7	9:57:04.747	9	2	9:17.652	7:51.112	47.551	38.989	254.1	10:00:05.251
10	2	1:46.697	21.116	46.434	39.147	254.7	9:58:51.444	10	2	1:41.021	21.225	45.821	33.975	253.5	10:01:46.272
11	2	1:38.531	21.093	45.912	31.526	254.7	10:00:29.975	11	2	1:38.043	20.896	45.678	31.469	254.1	10:03:24.315
12	2	1:38.412	20.880	45.851	31.681	254.1	10:02:08.387	12	2	1:38.099	20.845	45.571	31.683	254.7	10:05:02.414
13	2	1:44.348	23.460	46.862	34.026	252.9	10:03:52.735	13	2	2:05.640 P	21.472	52.024	52.144	194.9	10:07:08.054
14	2	1:38.377	21.165	45.674	31.538	254.1	10:05:31.112								
15	2	2:14.478 P	25.682	57.124	51.672	191.8	10:07:45.590								

63							69								
Rolf Ineichen							Michael Blanchemain								
Lamborghini Huracan GT3 EVO2							Mercedes AMG GT3 EVO								
PRO Leonardo Pulcini							PROAM Vladislav Lomko Scuderia Villorba Corse								
Lap	D	Time	Sector 1	Sector 2	Sector 3	T. Spd	Elapsed	Lap	D	Time	Sector 1	Sector 2	Sector 3	T. Spd	Elapsed
1	2	9:37:03.495	9:35:35.194	52.911	35.390	188.8	9:37:03.495	1	2	9:37:19.932	9:35:49.186	54.352	36.394	233.2	9:37:19.932
2	2	1:48.347	23.382	49.400	35.565	245.4	9:38:51.842	2	2	1:45.611	23.598	48.346	33.667	248.2	9:39:05.543
3	2	1:46.236 P	21.786	46.568	37.882	257.1	9:40:38.078	3	2	1:41.997	21.959	47.041	32.997	250.0	9:40:47.540
4	2	3:13.439	1:49.533	50.189	33.717	236.8	9:43:51.517	4	2	1:48.667 P	21.619	47.855	39.193	251.7	9:42:36.207
5	2	1:38.422	20.902	45.705	31.815	256.5	9:45:29.939	5	2	2:50.798	1:29.367	48.220	33.211	251.1	9:45:27.005
6	2	1:38.612	20.963	45.694	31.955	258.3	9:47:08.551	6	2	1:39.694	21.578	46.191	31.925	253.5	9:47:06.699
7	2	1:38.732	20.962	45.688	32.082	258.9	9:48:47.283	7	2	1:39.034	21.209	45.986	31.836	254.1	9:48:45.730
8	2	1:45.977 P	21.658	46.789	37.530	258.3	9:50:33.260	8	2	1:39.779	21.141	46.558	32.080	254.1	9:50:25.509
9	2	5:26.737	4:03.316	49.925	33.496	251.1	9:55:59.997	9	2	1:48.272 P	21.258	46.064	40.950	253.5	9:52:13.781
10	2	1:38.127	20.934	45.574	31.619	256.5	9:57:38.124	10	2	5:00.483	3:29.080	52.132	39.271	252.3	9:57:14.264
11	2	1:57.413	22.769	51.437	43.207	218.1	9:59:35.537	11	2	1:42.474	21.660	46.284	34.530	252.3	9:58:56.738
12	2	1:38.246	21.017	45.518	31.711	255.9	10:01:13.783	12	2	1:38.600	21.080	45.934	31.586	252.3	10:00:35.338
13	2	1:38.106	20.731	45.548	31.827	257.7	10:02:51.889	13	2	1:38.552	21.003	45.867	31.682	252.9	10:02:13.890
14	2	1:49.726 P	20.719	45.606	43.401	258.9	10:04:41.615	14	2	1:41.209	21.083	45.956	34.170	252.9	10:03:55.099
15	2							15	2	1:45.760 P	21.112	45.851	38.797	253.5	10:05:40.859





Hockenheimring
International GT Open
Qualifying - 2 Driver - 2
Lap Analysis



75 Filip Salaquarda Audi R8 LMS GT3 Evo II **777** Marcin Jedlinski Audi R8 LMS GT3 Evo II
 PROAM Libor Milota ISR Racing PROAM Karol Basz Olimp Racing

Lap	D	Time	Sector 1	Sector 2	Sector 3	T. Spd	Elapsed	Lap	D	Time	Sector 1	Sector 2	Sector 3	T. Spd	Elapsed
1	2	9:42:02.392	9:40:26.985	56.866	38.541	229.2	9:42:02.392	1	2	9:39:18.822	9:37:51.273	51.355	36.194	247.7	9:39:18.822
2	2	1:57.952	29.262	50.668	38.022	243.7	9:44:00.344	2	2	1:41.346	22.169	46.684	32.493	254.7	9:41:00.168
3	2	1:57.094 P	23.619	49.833	43.642	252.3	9:45:57.438	3	2	1:39.582	21.345	46.226	32.011	255.3	9:42:39.750
4	2	12:27.551	10:59.975	49.175	38.401	249.4	9:58:24.989	4	2	1:46.918 P	21.784	46.870	38.264	255.9	9:44:26.668
5	2	1:44.346	21.704	46.872	32.770	254.1	10:00:06.335	5	2	3:21.884	2:00.437	47.595	33.852	255.3	9:47:48.552
6	2	1:41.141	21.653	46.751	32.737	252.9	10:01:47.476	6	2	1:38.021	20.871	45.548	31.602	257.7	9:49:26.573
7	2	1:40.848	21.493	46.715	32.640	253.5	10:03:28.324	7	2	1:38.310	20.704	45.620	31.986	257.1	9:51:04.883
8	2	1:40.824	21.549	46.577	32.698	254.1	10:05:09.148	8	2	1:52.134 P	23.498	47.351	41.285	256.5	9:52:57.017
9	2	2:06.688 P	24.042	55.641	47.005	195.2	10:07:15.836	9	2	4:28.504	3:07.172	45.963	35.369	255.9	9:57:25.521

88 Gino Forgione Ferrari 296 GT3
 PROAM Michele Rugolo Spirit of Race

Lap	D	Time	Sector 1	Sector 2	Sector 3	T. Spd	Elapsed	Lap	D	Time	Sector 1	Sector 2	Sector 3	T. Spd	Elapsed
1	1	9:39:50.343	9:38:27.662	48.852	33.829	249.4	9:39:50.343	786							
2	1	1:43.513	22.404	47.764	33.345	252.3	9:41:33.856		AM						
3	1	1:42.782	22.125	47.160	33.497	254.1	9:43:16.638								
4	1	2:13.846	21.675	46.914	1:05.227	254.7	9:45:30.454								
5	1	1:54.764 P	23.894	47.082	43.788	254.7	9:47:25.218								
6	1	6:32.616	5:13.003	46.742	32.871	251.7	9:53:57.834								
7	1	1:40.810	21.561	46.359	32.890	252.3	9:55:38.644								
8	1	1:41.383	21.432	46.934	33.017	254.1	9:57:20.027								
9	1	1:41.448	21.505	46.780	32.863	254.7	9:59:01.175								
10	1	1:41.229	21.447	46.920	32.862	254.1	10:00:42.404								
11	1	1:41.271	21.341	46.596	33.334	253.5	10:02:23.675								
12	1	1:51.802 P	21.687	48.022	42.093	252.3	10:04:15.477								

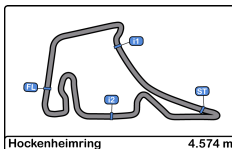
95 T[i(ç) Åj4{ •çä Mercedes AMG GT3 EVO
 PROAM Thomas Ikin Team Motopark

Lap	D	Time	Sector 1	Sector 2	Sector 3	T. Spd	Elapsed	Lap	D	Time	Sector 1	Sector 2	Sector 3	T. Spd	Elapsed
1	2	9:36:51.500	9:35:30.343	48.193	32.964	241.6	9:36:51.500								
2	2	1:39.130	21.033	46.370	31.727	250.0	9:38:30.630								
3	2	1:38.624	20.829	46.017	31.778	250.5	9:40:09.254								
4	2	1:38.619	20.872	46.028	31.719	252.3	9:41:47.873								
5	2	1:48.918 P	21.230	49.328	38.360	227.3	9:43:36.791								
6	2	14:59.113	13:24.317	1:01.788	33.008	240.0	9:58:35.904								
7	2	1:38.635	21.010	45.968	31.657	250.0	10:00:14.539								
8	2	1:43.085	21.120	47.994	33.971	252.3	10:01:57.624								
9	2	1:38.826	21.073	46.037	31.716	251.1	10:03:36.450								
10	2	1:50.556 P	21.109	46.041	43.406	251.7	10:05:27.006								

96 Lukas Dunner Mercedes AMG GT3 EVO
 PRO Charles Bateman Team Motopark

Lap	D	Time	Sector 1	Sector 2	Sector 3	T. Spd	Elapsed	Lap	D	Time	Sector 1	Sector 2	Sector 3	T. Spd	Elapsed
1	2	9:37:42.185	9:36:16.745	48.898	36.542	237.8	9:37:42.185								
2	2	1:40.994	21.771	46.877	32.346	250.0	9:39:23.179								
3	2	1:40.989	21.810	46.639	32.540	252.3	9:41:04.168								
4	2	1:40.475	21.695	46.420	32.360	251.1	9:42:44.643								
5	2	1:40.498	21.626	46.582	32.290	250.5	9:44:25.141								
6	2	1:49.199 P	22.078	47.209	39.912	252.3	9:46:14.340								
7	2	12:10.998	10:49.329	47.797	33.872	251.7	9:58:25.338								
8	2	1:47.147	21.568	51.785	33.794	252.3	10:00:12.485								
9	2	1:39.756	21.336	46.343	32.077	251.1	10:01:52.241								
10	2	1:39.149	21.103	46.283	31.763	250.5	10:03:31.390								
11	2	1:40.523	21.252	46.308	32.963	250.5	10:05:11.913								
12	2	2:10.360 P	24.785	56.469	49.106	183.9	10:07:22.273								





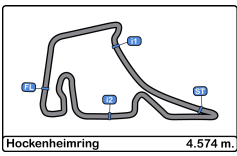
Hockenheimring
International GT Open
Qualifying - 2 Driver - 2
Best Sectors Results



Hockenheimring 4.574 m

Sector - 1			Sector - 2			Sector - 3			Ideal Lap vs Best Lap		
Clas	B. Driver	Time	B. Driver	Time	B. Driver	Time	Clas	B. Driver	Ideal Lap	Best Lap	Clas
1	1 Christopher Haase	20.598	1 Christopher Haase	45.297	1 Christopher Haase	31.262	1	1 Christopher Haase	1:37.157	1:37.263	1
2	777 Karol Basz	20.620	11 Luca Ludwig	45.501	20 Dominik Baumann	31.268	2	777 Karol Basz	1:37.742	1:37.949	4
3	63 Leonardo Pulcini	20.719	63 Leonardo Pulcini	45.518	27 Eddie Cheever	31.281	3	20 Dominik Baumann	1:37.775	1:38.050	7
4	15 Nico Menzel	20.792	777 Karol Basz	45.548	51 Vincent Abril	31.324	4	51 Vincent Abril	1:37.794	1:37.921	3
5	51 Vincent Abril	20.805	66 Lewis Proctor	45.571	17 Diego Menchaca	31.431	5	17 Diego Menchaca	1:37.831	1:37.831	2
6	17 Diego Menchaca	20.809	15 Nico Menzel	45.578	66 Lewis Proctor	31.469	6	27 Eddie Cheever	1:37.833	1:38.014	5
7	20 Dominik Baumann	20.816	10 Alessio Deledda	45.587	11 Luca Ludwig	31.471	7	63 Leonardo Pulcini	1:37.856	1:38.106	8
8	95 Thomas Ikin	20.829	17 Diego Menchaca	45.591	55 Jamie Stanley	31.492	8	15 Nico Menzel	1:37.867	1:38.146	9
9	66 Lewis Proctor	20.845	42 Mark Wallenwein	45.651	15 Nico Menzel	31.497	9	66 Lewis Proctor	1:37.885	1:38.043	6
10	19 Marzio Moretti	20.865	51 Vincent Abril	45.665	61 Conrad Grunewald	31.526	10	11 Luca Ludwig	1:37.890	1:38.171	10
11	61 Conrad Grunewald	20.880	27 Eddie Cheever	45.666	777 Karol Basz	31.574	11	61 Conrad Grunewald	1:38.080	1:38.377	11
12	27 Eddie Cheever	20.886	61 Conrad Grunewald	45.674	25 Giorgio Sernagiotto	31.578	12	55 Jamie Stanley	1:38.303	1:38.638	14
13	11 Luca Ludwig	20.918	20 Dominik Baumann	45.691	69 Vladislav Lomko	31.586	13	19 Marzio Moretti	1:38.411	1:38.765	17
14	25 Giorgio Sernagiotto	20.954	55 Jamie Stanley	45.848	63 Leonardo Pulcini	31.619	14	25 Giorgio Sernagiotto	1:38.420	1:38.648	15
15	55 Jamie Stanley	20.963	69 Vladislav Lomko	45.851	95 Thomas Ikin	31.657	15	69 Vladislav Lomko	1:38.440	1:38.552	12
16	42 Mark Wallenwein	20.988	19 Marzio Moretti	45.865	19 Marzio Moretti	31.681	16	95 Thomas Ikin	1:38.454	1:38.619	13
17	69 Vladislav Lomko	21.003	25 Giorgio Sernagiotto	45.888	9 Anthony Bartone	31.731	17	10 Alessio Deledda	1:38.551	1:38.769	18
18	10 Alessio Deledda	21.005	9 Anthony Bartone	45.965	96 Charles Bateman	31.763	18	42 Mark Wallenwein	1:38.589	1:38.698	16
19	96 Charles Bateman	21.103	95 Thomas Ikin	45.968	6 Valentin Pierburg	31.946	19	9 Anthony Bartone	1:38.842	1:38.986	19
20	9 Anthony Bartone	21.146	7 Bashar Mardini	45.970	42 Mark Wallenwein	31.950	20	96 Charles Bateman	1:39.149	1:39.149	20
21	65 Heiko Neumann	21.170	6 Valentin Pierburg	46.037	10 Alessio Deledda	31.959	21	6 Valentin Pierburg	1:39.212	1:39.538	22
22	7 Bashar Mardini	21.191	8 Giuseppe Cipriani	46.179	65 Heiko Neumann	31.978	22	65 Heiko Neumann	1:39.336	1:39.932	24
23	786 Adam Osieka	21.209	65 Heiko Neumann	46.188	8 Giuseppe Cipriani	32.178	23	7 Bashar Mardini	1:39.440	1:39.499	21
24	6 Valentin Pierburg	21.229	96 Charles Bateman	46.283	786 Adam Osieka	32.198	24	8 Giuseppe Cipriani	1:39.666	1:39.765	23
25	8 Giuseppe Cipriani	21.309	54 Ö^øø!Ä > !^!	46.326	7 Bashar Mardini	32.279	25	786 Adam Osieka	1:39.873	1:40.326	25
26	88 Gino Forgione	21.341	88 Gino Forgione	46.359	16 Marcelo Hahn	32.448	26	16 Marcelo Hahn	1:40.451	1:40.451	26
27	16 Marcelo Hahn	21.423	786 Adam Osieka	46.466	75 Libor Milota	32.640	27	88 Gino Forgione	1:40.562	1:40.810	27
28	75 Libor Milota	21.493	75 Libor Milota	46.577	54 Ö^øø!Ä > !^!	32.768	28	75 Libor Milota	1:40.710	1:40.824	28
29	12 Hash	21.806	16 Marcelo Hahn	46.580	88 Gino Forgione	32.862	29	54 Ö^øø!Ä > !^!	1:40.952	1:41.042	29
30	54 Ö^øø!Ä > !^!	21.858	12 Hash	46.585	12 Hash	33.387	30	12 Hash	1:41.778	1:41.910	30
31	5 Stanislaw Jedlinski	22.794	5 Stanislaw Jedlinski	47.665	5 Stanislaw Jedlinski	34.794	31	5 Stanislaw Jedlinski	1:45.253	1:46.255	31



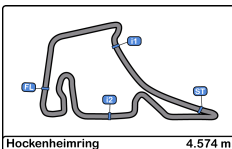


Hockenheimring
International GT Open
Qualifying - 2 Driver - 2
Best 5 Lap Times



Cl	B	Entrant/Team	Nat	Driver 1	Nat	Driver 2	Nat	Vehicle	Cat	Cl	Best 1		Best 2		Best 3		Best 4		Best 5	
											Time	Lap	Time	Lap	Time	Lap	Time	Lap	Time	Lap
1	1	Eastalent Racing	AUT	Simon Reicher	AUT	Christopher Haase	DEU	Audi R8 LMS GT3 Evo II	PRO	1	1:37.263	7	1:37.302	6	1:37.950	8	1:39.616	3	1:39.695	2
2	17	Team Motopark	DEU	Diego Menchaca	MEX	Marcos Siebert	ARG	Mercedes AMG GT3 EVO	PRO	2	1:37.831	12	1:38.307	8	1:43.408	2	1:45.250	5	1:48.380	10
3	51	Spirit of Race	CHE	Nicola Marinangeli	ITA	Vincent Abril	FRA	Ferrari 296 GT3	PRO	3	1:37.921	10	1:37.937	9	1:38.412	3	1:38.542	6	1:39.656	4
4	777	Olimp Racing	POL	Marcin Jedlinski	POL	Karol Basz	POL	Audi R8 LMS GT3 Evo II	PROAM	1	1:37.949	11	1:38.021	6	1:38.310	7	1:39.582	3	1:39.625	10
5	27	Spirit of Race	CHE	Marco Pulcini	ITA	Eddie Cheever	ITA	Ferrari 296 GT3	PROAM	2	1:38.014	9	1:38.020	11	1:38.527	6	1:38.613	10	1:41.534	2
6	66	Greystone GT	GBR	Stewart Proctor	GBR	Lewis Proctor	GBR	McLaren 720S GT3	PROAM	3	1:38.043	11	1:38.099	12	1:38.442	7	1:38.892	6	1:41.021	10
7	20	SPS Automotive Performance	DEU	Dominik Baumann	AUT	Mikael Pitamber	ZAF	Mercedes AMG GT3 EVO	PRO	4	1:38.050	11	1:38.111	10	1:38.239	9	1:38.269	6	1:38.464	4
8	63	Oregon Team	ITA	Rolf Ineichen	CHE	Leonardo Pulcini	ITA	Lamborghini Huracan GT3 EVO2	PRO	5	1:38.106	13	1:38.127	10	1:38.246	12	1:38.422	5	1:38.612	6
9	15	Car Collection Motorsport	DEU	Ö * cæ Å * d4{	SWE	Nico Menzel	DEU	Porsche 911 GT3 R (992)	PRO	6	1:38.146	2	1:38.437	9	1:38.477	4	1:41.292	5	1:47.256	6
10	11	racing one	DEU	Ernst Kirchmayr	AUT	Luca Ludwig	DEU	Ferrari 296 GT3	PROAM	4	1:38.171	5	1:38.184	12	1:38.394	6	1:40.962	2	1:46.360	8
11	61	AF Corse	ITA	Jean-Claude Saada	USA	Conrad Grunewald	USA	Ferrari 296 GT3	PROAM	5	1:38.377	14	1:38.412	12	1:38.531	11	1:39.424	3	1:39.497	2
12	69	Scuderia Villorba Corse	ITA	Michael Blanchemain	FRA	Vladislav Lomko	MDA	Mercedes AMG GT3 EVO	PROAM	6	1:38.552	13	1:39.694	6	1:39.779	8	1:41.209	14	1:41.997	3
13	95	Team Motopark	DEU	T [: c } Å d 4 { • e å	DNK	Thomas Ikin	GBR	Mercedes AMG GT3 EVO	PROAM	7	1:38.619	4	1:38.624	3	1:38.635	7	1:38.826	9	1:39.130	2
14	55	AF Corse	ITA	Laurent De Meeus	BEL	Jamie Stanley	GBR	Ferrari 296 GT3	PROAM	8	1:38.638	5	1:38.700	12	1:39.161	11	1:40.921	6	1:42.437	10
15	25	AF Corse	ITA	Alessandro Cozzi	MCO	Giorgio Sernagiotto	ITA	Ferrari 296 GT3	PROAM	9	1:38.648	11	1:38.754	7	1:38.787	5	1:39.030	6	1:39.198	13
16	42	Leipert Motorsport	DEU	Mark Wallenwein	DEU	Maciej Blazek	GBR	Lamborghini Huracan GT3 EVO2	PRO	7	1:38.698	8	1:38.829	9	1:39.031	5	1:39.315	4	1:46.335	3
17	19	Oregon Team	ITA	Marzio Moretti	GBR	Artem Petrov	ISR	Lamborghini Huracan GT3 EVO2	PRO	8	1:38.765	6	1:38.798	2	1:40.927	7	1:42.840	8	1:44.753	10
18	10	Oregon Team	ITA	Alessio Deledda	ITA	Jordan Pepper	ZAF	Lamborghini Huracan GT3 EVO2	PRO	9	1:38.769	10	1:39.020	8	1:39.608	3	1:42.350	7	1:46.660	5
19	9	GetSpeed	DEU	Anthony Bartone	USA	Fabian Schiller	DEU	Mercedes AMG GT3 EVO	PRO	10	1:38.986	12	1:39.355	6	1:39.357	7	1:39.492	11	1:42.017	3
20	96	Team Motopark	DEU	Lukas Dunner	AUT	Charles Bateman	GBR	Mercedes AMG GT3 EVO	PRO	11	1:39.149	10	1:39.756	9	1:40.475	4	1:40.498	5	1:40.523	11
21	7	Car Collection Motorsport	DEU	Bashar Mardini	CAN		DEU	Porsche 911 GT3 R (992)	PROAM	10	1:39.499	11	1:39.764	14	1:39.802	15	1:39.985	7	1:40.158	6
22	6	GetSpeed	DEU	Valentin Pierburg	DEU	Aaron Walker	GBR	Mercedes AMG GT3 EVO	PROAM	11	1:39.538	7	1:39.921	10	1:41.542	2	1:41.599	6	1:42.929	5
23	8	Il Barone Rampante	ITA	Giuseppe Cipriani	ITA		ITA	Lamborghini Huracan GT3 EVO	AM	1	1:39.765	12	1:39.775	4	1:40.003	3	1:40.513	10	1:40.735	5
24	65	Team Motopark	DEU	Heiko Neumann	DEU	Timo Rumpfkeil	DEU	Mercedes AMG GT3 EVO	AM	2	1:39.932	13	1:40.056	5	1:40.127	4	1:40.296	6	1:40.352	3
25	786	GetSpeed	DEU	Kiki Sak Nana	THA	Adam Osieka	DEU	Mercedes AMG GT3 EVO	AM	3	1:40.326	10	1:40.485	6	1:41.931	11	1:42.231	2	1:49.714	7
26	16	AF Corse	ITA	Marcelo Hahn	BRA	Allam Khodair	BRA	Ferrari 296 GT3	PROAM	12	1:40.451	3	1:40.791	2	1:41.143	5	1:48.819	6	1:49.116	4
27	88	Spirit of Race	CHE	Gino Forgiore	CHE	Michele Rugolo	ITA	Ferrari 296 GT3	PROAM	13	1:40.810	7	1:41.229	10	1:41.271	11	1:41.383	8	1:42.782	3
28	75	ISR Racing	CZE	Filip Salaquarda	CZE	Libor Milota	CZE	Audi R8 LMS GT3 Evo II	PROAM	14	1:40.824	8	1:40.848	7	1:41.141	6	1:57.094	3	1:57.952	2
29	54	CBRX by SPS	DEU	8 Yl Hf A ~ ~ Yf	CHE	Yannick Mettler	CHE	Mercedes AMG GT3 EVO	PROAM	15	1:41.042	15	1:41.616	13	1:41.627	10	1:41.976	7	1:41.994	9
30	12	Car Collection Motorsport	DEU	Hash	USA	Alex Fontana	CHE	Porsche 911 GT3 R (992)	PROAM	16	1:41.910	15	1:42.172	12	1:42.315	14	1:43.022	4	1:43.273	13
31	5	Olimp Racing	POL	Stanislaw Jedlinski	POL	Krystian Korzeniowski	POL	Ferrari 296 GT3	AM	4	1:46.255	9	1:46.565	2	1:46.616	7	1:46.744	8	1:48.448	3



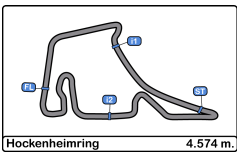


Hockenheimring
International GT Open
Qualifying - 2 Driver - 2
Best 5 Top Speeds



Cl	B.	Entrant/Team	Nat	Driver 1	Nat	Driver 2	Nat	Vehicle	Cat	Cl	Top 1		Top 2		Top 3		Top 4		Top 5		Avg
											Km/h	Lap	Km/h	Lap	Km/h	Lap	Km/h	Lap	Km/h	Lap	
1	10	Oregon Team	ITA	Alessio Deledda	ITA	Jordan Pepper	ZAF	Lamborghini Huracan GT3 EVO2	PRO	1	258.9	9	258.3	5	258.3	7	258.3	8	257.7	3	258.3
2	63	Oregon Team	ITA	Rolf Ineichen	CHE	Leonardo Pulcini	ITA	Lamborghini Huracan GT3 EVO2	PRO	2	258.9	7	258.9	14	258.3	6	258.3	8	257.7	13	258.4
3	1	Eastalent Racing	AUT	Simon Reicher	AUT	Christopher Haase	DEU	Audi R8 LMS GT3 Evo II	PRO	3	257.7	8	257.1	3	256.5	2	256.5	4	256.5	7	256.8
4	777	Olimp Racing	POL	Marcin Jedlinski	POL	Karol Basz	POL	Audi R8 LMS GT3 Evo II	PROAM	1	257.7	6	257.1	7	257.1	10	257.1	11	256.5	8	257.1
5	11	racing one	DEU	Ernst Kirchmayr	AUT	Luca Ludwig	DEU	Ferrari 296 GT3	PROAM	2	257.1	3	257.1	7	256.5	5	256.5	6	256.5	8	256.7
6	19	Oregon Team	ITA	Marzio Moretti	ITA	Artem Petrov	ISR	Lamborghini Huracan GT3 EVO2	PRO	4	257.1	7	256.5	6	256.5	9	256.5	10	255.9	3	256.5
7	27	Spirit of Race	CHE	Marco Pulcini	ITA	Eddie Cheever	ITA	Ferrari 296 GT3	PROAM	3	256.5	2	255.9	3	254.7	7	254.1	6	253.5	5	254.9
8	61	AF Corse	ITA	Jean-Claude Saada	USA	Conrad Grunewald	USA	Ferrari 296 GT3	PROAM	4	256.5	2	256.5	4	255.3	3	254.7	5	254.7	6	255.5
9	9	GetSpeed	DEU	Anthony Bartone	USA	Fabian Schiller	DEU	Mercedes AMG GT3 EVO	PRO	5	255.9	8	255.3	7	254.7	2	254.7	4	254.7	6	255.0
10	12	Car Collection Motorsport	DEU	Hash	USA	Alex Fontana	CHE	Porsche 911 GT3 R (992)	PROAM	5	255.9	13	255.9	15	255.3	5	255.3	14	254.7	6	255.4
11	17	Team Motopark	DEU	Diego Menchaca	MEX	Marcos Siebert	ARG	Mercedes AMG GT3 EVO	PRO	6	255.9	8	255.9	9	255.9	12	255.3	7	255.3	13	255.6
12	25	AF Corse	ITA	Alessandro Cozzi	MCO	Giorgio Sernagiotto	ITA	Ferrari 296 GT3	PROAM	6	255.9	10	255.3	5	255.3	6	255.3	14	254.7	7	255.3
13	42	Leipert Motorsport	DEU	Mark Wallenwein	DEU	Maciej Blazek	POL	Lamborghini Huracan GT3 EVO2	PRO	7	255.9	5	255.3	8	254.7	3	254.7	9	254.7	10	255.0
14	55	AF Corse	ITA	Laurent De Meeus	BEL	Jamie Stanley	GBR	Ferrari 296 GT3	PROAM	7	255.9	2	255.9	3	255.3	7	255.3	11	254.7	6	255.4
15	66	Greystone GT	GBR	Stewart Proctor	GBR	Lewis Proctor	GBR	McLaren 720S GT3	PROAM	8	255.9	5	255.9	6	255.3	4	255.3	7	254.7	8	255.4
16	7	Car Collection Motorsport	AUT	Bashar Mardini	CAN		CAN	Porsche 911 GT3 R (992)	PROAM	9	255.3	12	254.1	11	252.3	3	252.3	14	252.3	15	253.2
17	20	SPS Automotive Performance	DEU	Dominik Baumann	AUT	Mikael Pitamber	ZAF	Mercedes AMG GT3 EVO	PRO	8	255.3	10	253.5	5	252.9	6	252.9	11	252.9	12	253.5
18	16	AF Corse	ITA	Marcelo Hahn	BRA	Allam Khodair	BRA	Ferrari 296 GT3	PROAM	10	254.7	6	253.5	2	253.5	3	253.5	4	252.9	5	253.6
19	88	Spirit of Race	CHE	Gino Forgione	CHE	Michele Rugolo	ITA	Ferrari 296 GT3	PROAM	11	254.7	4	254.7	5	254.7	9	254.1	3	254.1	8	254.4
20	51	Spirit of Race	CHE	Nicola Marinangeli	ITA	Vincent Abril	PAN	Ferrari 296 GT3	PRO	9	254.1	6	253.5	3	253.5	4	252.9	5	252.9	9	253.4
21	69	Scuderia Villorba Corse	ITA	Michael Blanchemain	FRA	Vladislav Lomko	MDA	Mercedes AMG GT3 EVO	PROAM	12	254.1	7	254.1	8	253.5	6	253.5	9	253.5	15	253.7
22	75	ISR Racing	CZE	Filip Salaquarda	CZE	Libor Milota	CZE	Audi R8 LMS GT3 Evo II	PROAM	13	254.1	5	254.1	8	253.5	7	252.9	6	252.3	3	253.4
23	786	GetSpeed	DEU	Kiki Sak Nana	THA	Adam Osieka	DEU	Mercedes AMG GT3 EVO	AM	1	254.1	3	254.1	7	252.9	2	252.3	5	252.3	6	253.1
24	5	Olimp Racing	POL	Stanislaw Jedlinski	POL	Krystian Korzeniowski	POL	Ferrari 296 GT3	AM	2	253.5	2	252.3	9	251.7	3	251.1	5	251.1	7	251.9
25	6	GetSpeed	DEU	Valentin Pierburg	DEU	Aaron Walker	GBR	Mercedes AMG GT3 EVO	PROAM	14	253.5	11	252.9	5	252.9	12	252.3	3	252.3	6	252.8
26	8	Il Barone Rampante	ITA	Giuseppe Cipriani	ITA		ITA	Lamborghini Huracan GT3 EVO	AM	3	253.5	10	252.9	11	252.3	4	252.3	5	251.7	3	252.5
27	15	Car Collection Motorsport	DEU	Özgehan Özdil	SWE	Nico Menzel	DEU	Porsche 911 GT3 R (992)	PRO	10	253.5	10	252.9	3	252.9	6	252.9	9	252.3	2	252.9
28	54	CBRX by SPS	DEU	8 YI HY A ~ ~ Yf	CHE	Yannick Mettler	CHE	Mercedes AMG GT3 EVO	PROAM	15	252.9	8	252.3	7	251.7	9	251.7	10	251.7	12	252.1
29	65	Team Motopark	DEU	Heiko Neumann	DEU	Timo Rumpfkeil	DEU	Mercedes AMG GT3 EVO	AM	4	252.9	9	252.9	10	252.3	4	252.3	5	252.3	7	252.5
30	95	Team Motopark	DEU	T [: d } Å d 4 { • d ä	DNK	Thomas Ikin	GBR	Mercedes AMG GT3 EVO	PROAM	16	252.3	4	252.3	8	251.7	10	251.1	9	250.5	3	251.6
31	96	Team Motopark	DEU	Lukas Dunner	AUT	Charles Bateman	GBR	Mercedes AMG GT3 EVO	PRO	11	252.3	3	252.3	6	252.3	8	251.7	7	251.1	4	251.9



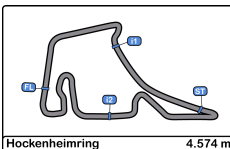


Hockenheimring
International GT Open
Qualifying - 2 Driver - 2
Fastest Laps Sequence



Lap	Time of Day	Session Time	B. Entrant/Team	Nat	Driver 1	Nat	Driver 2	Nat	Vehicle	Cat	Time	Km/h
2	9:38:30.630	3:30.630	95 Team Motopark		Thomas Ikin		Thomas Ikin		Mercedes AMG GT3 EVO	PROAM	1:39.130	166.1
2	9:39:11.698	4:11.698	15 Car Collection Motorsport		Nico Menzel		Nico Menzel		Porsche 911 GT3 R (992)	PRO	1:38.146	167.7
6	9:48:57.537	13:57.537	1 Eastalent Racing		Simon Reicher		Christopher Haase		Audi R8 LMS GT3 Evo II	PRO	1:37.302	169.2
7	9:50:34.800	15:34.800	1 Eastalent Racing		Simon Reicher		Christopher Haase		Audi R8 LMS GT3 Evo II	PRO	1:37.263	169.2



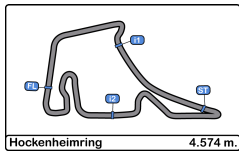


Hockenheimring
International GT Open
Qualifying - 2 Driver - 2
Event Best Maximum Speed



B.	Entrant/Team	Nat	Driver 1	Nat	Driver 2	Nat	Vehicle	Cat	Km/h	Session
777	Olimp Racing	POL	Marcin Jedlinski	POL	Karol Basz	POL	Audi R8 LMS GT3 Evo II	PROAM	264.0	Free Practice - 1
1	Eastalent Racing	AUT	Simon Reicher	AUT	Christopher Haase	DEU	Audi R8 LMS GT3 Evo II	PRO	263.4	Free Practice - 1
10	Oregon Team	ITA	Alessio Deledda	ITA	Jordan Pepper	ZAF	Lamborghini Huracan GT3 EVO2	PRO	263.4	Qualifying - 1 Driver - 1
19	Oregon Team	ITA	Marzio Moretti	ITA	Artem Petrov	ISR	Lamborghini Huracan GT3 EVO2	PRO	262.1	Free Practice - 1
63	Oregon Team	ITA	Rolf Ineichen	CHE	Leonardo Pulcini	ITA	Lamborghini Huracan GT3 EVO2	PRO	262.1	Free Practice - 1
55	AF Corse	ITA	Laurent De Meeus	BEL	Jamie Stanley	GBR	Ferrari 296 GT3	PROAM	262.1	Race - 1
11	racing one	DEU	Ernst Kirchmayr	AUT	Luca Ludwig	DEU	Ferrari 296 GT3	PROAM	261.5	Free Practice - 1
75	ISR Racing	CZE	Filip Salaquarda	CZE	Libor Milota	CZE	Audi R8 LMS GT3 Evo II	PROAM	261.5	Race - 1
17	Team Motopark	DEU	Diego Menchaca	MEX	Marcos Siebert	ARG	Mercedes AMG GT3 EVO	PRO	260.8	Free Practice - 2
12	Car Collection Motorsport	DEU	Hash	USA	Alex Fontana	CHE	Porsche 911 GT3 R (992)	PROAM	260.8	Qualifying - 1 Driver - 1
27	Spirit of Race	CHE	Marco Pulcini	ITA	Eddie Cheever	ITA	Ferrari 296 GT3	PROAM	260.2	Free Practice - 1
66	Greystone GT	GBR	Stewart Proctor	GBR	Lewis Proctor	GBR	McLaren 720S GT3	PROAM	260.2	Free Practice - 2
15	Car Collection Motorsport	DEU	Ö•••••d{	SWE	Nico Menzel	DEU	Porsche 911 GT3 R (992)	PRO	260.2	Qualifying - 1 Driver - 1
51	Spirit of Race	CHE	Nicola Marinangeli	ITA	Vincent Abril	FRA	Ferrari 296 GT3	PRO	260.2	Race - 1
24	Greystone GT	GBR	Andrey Borodin	ITA	Oliver Webb	GBR	McLaren 720s GT3 Evo	PROAM	259.6	Free Practice - 2
786	GetSpeed	DEU	Kiki Sak Nana	THA	Adam Osieka	DEU	Mercedes AMG GT3 EVO	AM	259.6	Free Practice - 2
42	Leipert Motorsport	DEU	Mark Wallenwein	DEU	Maciej Blazek	POL	Lamborghini Huracan GT3 EVO2	PRO	259.6	Qualifying - 1 Driver - 1
25	AF Corse	ITA	Alessandro Cozzi	MCO	Giorgio Sernagiotto	ITA	Ferrari 296 GT3	PROAM	258.9	Free Practice - 1
9	GetSpeed	DEU	Anthony Bartone	USA	Fabian Schiller	DEU	Mercedes AMG GT3 EVO	PRO	258.9	Free Practice - 2
5	Olimp Racing	POL	Stanislaw Jedlinski	POL	Krystian Korzeniowski	POL	Ferrari 296 GT3	AM	258.9	Qualifying - 1 Driver - 1
61	AF Corse	ITA	Jean-Claude Saada	USA	Conrad Grunewald	USA	Ferrari 296 GT3	PROAM	258.9	Qualifying - 1 Driver - 1
20	SPS Automotive Performance	DEU	Dominik Baumann	AUT	Mikael Pitamber	ZAF	Mercedes AMG GT3 EVO	PRO	258.9	Qualifying - 1 Driver - 1
16	AF Corse	ITA	Marcelo Hahn	BRA	Allam Khodair	BRA	Ferrari 296 GT3	PROAM	258.9	Race - 1
88	Spirit of Race	CHE	Gino Forgione	CHE	Michele Rugolo	ITA	Ferrari 296 GT3	PROAM	258.3	Free Practice - 1
54	CBRX by SPS	DEU	Ö•••••d{	CHE	Yannick Mettler	CHE	Mercedes AMG GT3 EVO	PROAM	258.3	Qualifying - 1 Driver - 1
6	GetSpeed	DEU	Valentin Pierburg	DEU	Aaron Walker	GBR	Mercedes AMG GT3 EVO	PROAM	257.7	Free Practice - 1
8	Il Barone Rampante	ITA	Giuseppe Cipriani	ITA		ITA	Lamborghini Huracan GT3 EVO	AM	257.7	Qualifying - 1 Driver - 1
65	Team Motopark	DEU	Heiko Neumann	DEU	Timo Rumpkeil	DEU	Mercedes AMG GT3 EVO	AM	257.7	Qualifying - 1 Driver - 1
69	Scuderia Villorba Corse	ITA	Michael Blanchemain	FRA	Vladislav Lomko	FRA	Mercedes AMG GT3 EVO	PROAM	257.1	Qualifying - 1 Driver - 1
96	Team Motopark	DEU	Lukas Dunner	AUT	Charles Bateman	GBR	Mercedes AMG GT3 EVO	PRO	257.1	Qualifying - 1 Driver - 1
95	Team Motopark	DEU	T [i•) Åd4{ ••ã	DNK	Thomas Ikin	GBR	Mercedes AMG GT3 EVO	PROAM	256.5	Qualifying - 1 Driver - 1
7	Car Collection Motorsport	DEU	Bashar Mardini	CAN		CAN	Porsche 911 GT3 R (992)	PROAM	256.5	Qualifying - 1 Driver - 1





Hockenheimring
International GT Open
Qualifying - 2 Driver - 2
Pit Stop Analysis



1	Simon Reicher	Audi R8 LMS GT3 Evo II					
PRO	Christopher Haase	Eastalent Racing					
B.	In Day Time	In Time	Out Time	Pit Time	T. Pit Time	Handicap	Diff.
1	9:43:35.461	9:43:35.461	9:45:43.475	2:08.014	2:08.014		

5	Stanislaw Jedlinski	Ferrari 296 GT3					
AM	Krystian Korzeniowski	Olimp Racing					
B.	In Day Time	In Time	Out Time	Pit Time	T. Pit Time	Handicap	Diff.
1	9:46:22.730	9:46:22.730	9:49:10.099	2:47.369	2:47.369		

6	Valentin Pierburg	Mercedes AMG GT3 EVO					
PROAM	Aaron Walker	GetSpeed					
B.	In Day Time	In Time	Out Time	Pit Time	T. Pit Time	Handicap	Diff.
1	9:41:05.881	9:41:05.881	9:43:23.614	2:17.733	2:17.733		
2	9:51:58.619	9:51:58.619	9:56:06.729	4:08.110	6:25.843		

7	Bashar Mardini	Porsche 911 GT3 R (992)					
PROAM		Car Collection Motorsport					
B.	In Day Time	In Time	Out Time	Pit Time	T. Pit Time	Handicap	Diff.
1	9:43:13.594	9:43:13.594	9:44:25.425	1:11.831	1:11.831		
2	9:52:49.880	9:52:49.880	9:54:59.067	2:09.187	3:21.018		

8	Giuseppe Cipriani	Lamborghini Huracan GT3 EVO					
AM		Il Barone Rampante					
B.	In Day Time	In Time	Out Time	Pit Time	T. Pit Time	Handicap	Diff.
1	9:45:50.808	9:45:50.808	9:47:36.301	1:45.493	1:45.493		
2	9:49:18.919	9:49:18.919	9:53:24.908	4:05.989	5:51.482		

9	Anthony Bartone	Mercedes AMG GT3 EVO					
PRO	Fabian Schiller	GetSpeed					
B.	In Day Time	In Time	Out Time	Pit Time	T. Pit Time	Handicap	Diff.
1	9:42:09.169	9:42:09.169	9:44:44.179	2:35.010	2:35.010		
2	9:53:11.562	9:53:11.562	9:57:55.997	4:44.435	7:19.445		

10	Alessio Deledda	Lamborghini Huracan GT3 EVO2					
PRO	Jordan Pepper	Oregon Team					
B.	In Day Time	In Time	Out Time	Pit Time	T. Pit Time	Handicap	Diff.
1	9:37:16.983	9:37:16.983	9:42:08.671	4:51.688	4:51.688		
2	9:48:55.161	9:48:55.161	9:55:17.440	6:22.279	11:13.967		

11	Ernst Kirchmayr	Ferrari 296 GT3					
PROAM	Luca Ludwig	racing one					
B.	In Day Time	In Time	Out Time	Pit Time	T. Pit Time	Handicap	Diff.
1	9:41:02.252	9:41:02.252	9:44:35.093	3:32.841	3:32.841		
2	9:52:56.906	9:52:56.906	9:57:40.309	4:43.403	8:16.244		

12	Hash	Porsche 911 GT3 R (992)					
PROAM	Alex Fontana	Car Collection Motorsport					
B.	In Day Time	In Time	Out Time	Pit Time	T. Pit Time	Handicap	Diff.
1	9:48:38.048	9:48:38.048	9:52:23.301	3:45.253	3:45.253		

15	Nico Menzel	Porsche 911 GT3 R (992)					
PRO		Car Collection Motorsport					
B.	In Day Time	In Time	Out Time	Pit Time	T. Pit Time	Handicap	Diff.
1	9:45:59.682	9:45:59.682	9:58:39.303	12:39.621	12:39.621		

17	Diego Menchaca	Mercedes AMG GT3 EVO					
PRO	Marcos Siebert	Team Motopark					
B.	In Day Time	In Time	Out Time	Pit Time	T. Pit Time	Handicap	Diff.
1	9:43:48.850	9:43:48.850	9:46:32.629	2:43.779	2:43.779		
2	9:54:54.399	9:54:54.399	9:56:33.918	1:39.519	4:23.298		

19	Marzio Moretti	Lamborghini Huracan GT3 EVO2					
PRO	Artem Petrov	Oregon Team					
B.	In Day Time	In Time	Out Time	Pit Time	T. Pit Time	Handicap	Diff.
1	9:45:12.492	9:45:12.492	9:55:46.234	10:33.742	10:33.742		

20	Dominik Baumann	Mercedes AMG GT3 EVO					
PRO	Mikaeel Pitamber	SPS Automotive Performance					
B.	In Day Time	In Time	Out Time	Pit Time	T. Pit Time	Handicap	Diff.
1	9:38:58.569	9:38:58.569	9:43:17.182	4:18.613	4:18.613		
2	9:51:45.875	9:51:45.875	9:56:28.848	4:42.973	9:01.586		

25	Alessandro Cozzi	Ferrari 296 GT3					
PROAM	Giorgio Sernagiotto	AF Corse					
B.	In Day Time	In Time	Out Time	Pit Time	T. Pit Time	Handicap	Diff.
1	9:44:37.185	9:44:37.185	9:45:24.623	47.438	47.438		
2	9:53:46.671	9:53:46.671	9:56:04.999	2:18.328	3:05.766		

27	Marco Pulcini	Ferrari 296 GT3					
PROAM	Eddie Cheever	Spirit of Race					
B.	In Day Time	In Time	Out Time	Pit Time	T. Pit Time	Handicap	Diff.
1	9:41:04.666	9:41:04.666	9:44:09.527	3:04.861	3:04.861		
2	9:50:53.973	9:50:53.973	9:59:17.054	8:23.081	11:27.942		

42	Mark Wallenwein	Lamborghini Huracan GT3 EVO2					
PRO	Maciej Blazek	Leipert Motorsport					
B.	In Day Time	In Time	Out Time	Pit Time	T. Pit Time	Handicap	Diff.
1	9:50:52.657	9:50:52.657	9:51:49.976	57.319	57.319		

51	Nicola Marinangeli	Ferrari 296 GT3					
PRO	Vincent Abril	Spirit of Race					
B.	In Day Time	In Time	Out Time	Pit Time	T. Pit Time	Handicap	Diff.
1	9:37:42.130	9:37:42.130	9:40:07.201	2:25.071	2:25.071		
2	9:50:32.577	9:50:32.577	9:56:56.856	6:24.279	8:49.350		

54	Yannick Mettler	Mercedes AMG GT3 EVO					
PROAM		CBRX by SPS					
B.	In Day Time	In Time	Out Time	Pit Time	T. Pit Time	Handicap	Diff.
1	9:45:03.958	9:45:03.958	9:47:44.621	2:40.663	2:40.663		
2	9:58:13.877	9:58:13.877	9:59:11.288	57.411	3:38.074		

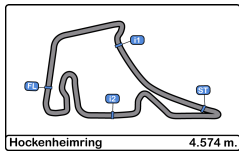
55	Laurent De Meeus	Ferrari 296 GT3					
PROAM	Jamie Stanley	AF Corse					
B.	In Day Time	In Time	Out Time	Pit Time	T. Pit Time	Handicap	Diff.
1	9:40:31.737	9:40:31.737	9:41:20.471	48.734	48.734		
2	9:48:03.803	9:48:03.803	9:54:01.925	5:58.122	6:46.856		

61	Jean-Claude Saada	Ferrari 296 GT3					
PROAM	Conrad Grunewald	AF Corse					
B.	In Day Time	In Time	Out Time	Pit Time	T. Pit Time	Handicap	Diff.
1	9:47:00.233	9:47:00.233	9:53:33.258	6:33.025	6:33.025		

63	Rolf Ineichen	Lamborghini Huracan GT3 EVO2					
PRO	Leonardo Pulcini	Oregon Team					
B.	In Day Time	In Time	Out Time	Pit Time	T. Pit Time	Handicap	Diff.
1	9:40:34.644	9:40:34.644	9:42:06.069	1:31.425	1:31.425		
2	9:50:29.826	9:50:29.826	9:54:14.465	3:44.639	5:16.064		

65	Heiko Neumann	Mercedes AMG GT3 EVO					
AM	Timo Rumpfkeil	Team Motopark					
B.	In Day Time	In Time	Out Time	Pit Time	T. Pit Time	Handicap	Diff.
1	9:51:28.268	9:51:28.268	9:55:33.812	4:05.544	4:05.544		





Hockenheimring
International GT Open
Qualifying - 2 Driver - 2
Pit Stop Analysis



66 Stewart Proctor McLaren 720S GT3

PROAM Lewis Proctor Greystone GT

B.	In Day Time	In Time	Out Time	Pit Time	T. Pit Time	Handicap	Diff.
1	9:39:37.797	9:39:37.797	9:40:36.131	58.334	58.334		
2	9:50:44.092	9:50:44.092	9:58:17.962	7:33.870	8:32.204		

69 Michael Blanchemain Mercedes AMG GT3 EVO

PROAM Vladislav Lomko Scuderia Villorba Corse

B.	In Day Time	In Time	Out Time	Pit Time	T. Pit Time	Handicap	Diff.
1	9:42:32.746	9:42:32.746	9:43:43.781	1:11.035	1:11.035		
2	9:52:10.297	9:52:10.297	9:55:20.207	3:09.910	4:20.945		

75 Filip Salaquarda Audi R8 LMS GT3 Evo II

PROAM Libor Milota ISR Racing

B.	In Day Time	In Time	Out Time	Pit Time	T. Pit Time	Handicap	Diff.
1	9:45:53.349	9:45:53.349	9:56:35.819	10:42.470	10:42.470		

88 Gino Forgione Ferrari 296 GT3

PROAM Michele Rugolo Spirit of Race

B.	In Day Time	In Time	Out Time	Pit Time	T. Pit Time	Handicap	Diff.
1	9:47:21.756	9:47:21.756	9:52:18.607	4:56.851	4:56.851		

95 T [i c } Å d 4 { • c å Mercedes AMG GT3 EVO

PROAM Thomas Ikin Team Motopark

B.	In Day Time	In Time	Out Time	Pit Time	T. Pit Time	Handicap	Diff.
1	9:43:33.232	9:43:33.232	9:56:39.291	13:06.059	13:06.059		

96 Lukas Dunner Mercedes AMG GT3 EVO

PRO Charles Bateman Team Motopark

B.	In Day Time	In Time	Out Time	Pit Time	T. Pit Time	Handicap	Diff.
1	9:46:10.838	9:46:10.838	9:56:43.518	10:32.680	10:32.680		

777 Marcin Jedlinski Audi R8 LMS GT3 Evo II

PROAM Karol Basz Olimp Racing

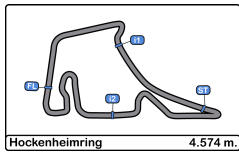
B.	In Day Time	In Time	Out Time	Pit Time	T. Pit Time	Handicap	Diff.
1	9:44:23.204	9:44:23.204	9:46:06.303	1:43.099	1:43.099		
2	9:52:53.550	9:52:53.550	9:55:44.219	2:50.669	4:33.768		

786 Kiki Sak Nana Mercedes AMG GT3 EVO

AM Adam Osieka GetSpeed

B.	In Day Time	In Time	Out Time	Pit Time	T. Pit Time	Handicap	Diff.
1	9:40:22.623	9:40:22.623	9:41:42.767	1:20.144	1:20.144		
2	9:48:36.311	9:48:36.311	9:59:51.929	11:15.618	12:35.762		

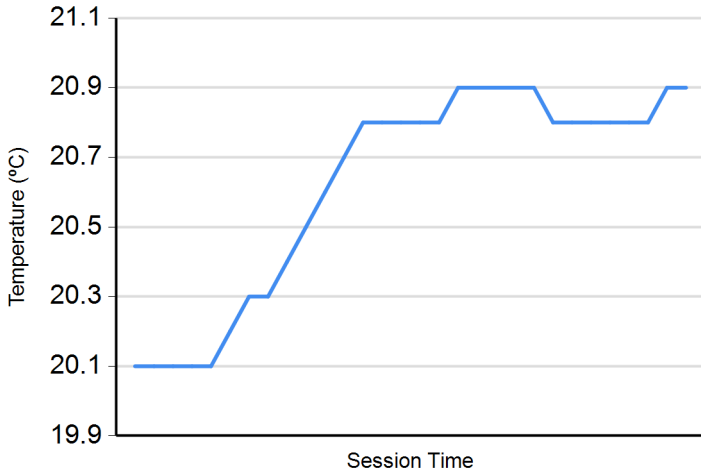




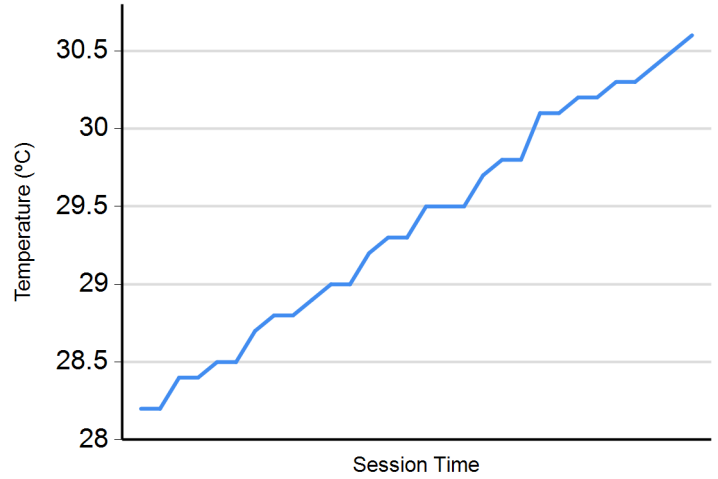
Hockenheimring
International GT Open
Qualifying - 2 Driver - 2
Weather Report



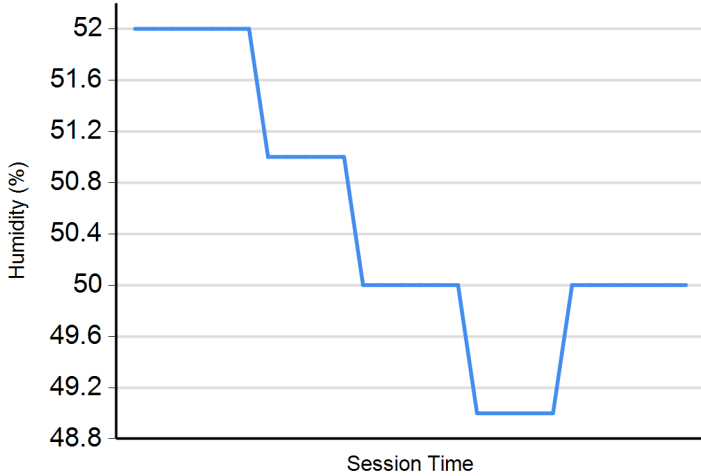
Air Temperature



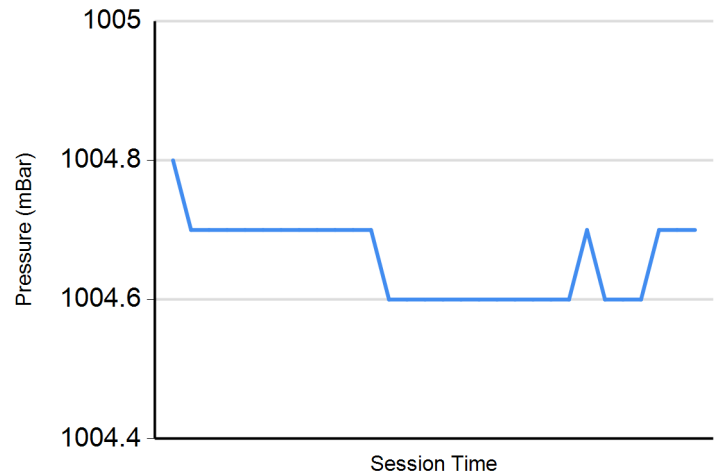
Track Temperature



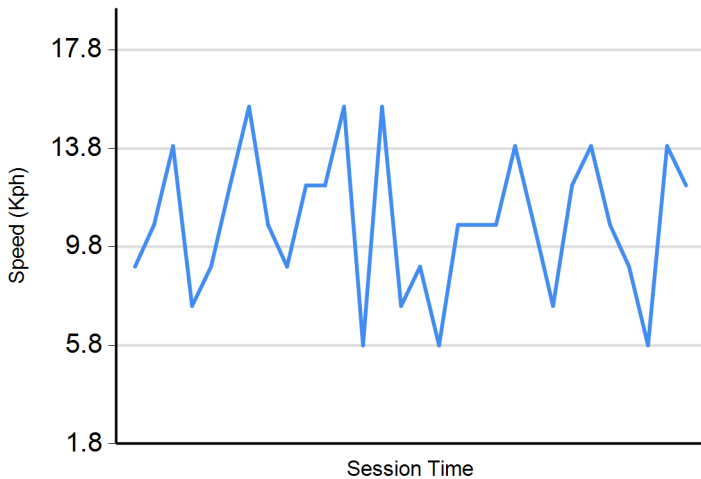
Humidity



Pressure



Wind Speed



Wind direction

North = 0°/360° Est = 90° South = 180° West = 270°

