

Hungaroring
International GT Open
Free Practice - 1
Provisional Results



Cls	Nº	Entrant/Team	Nat	Driver 1	Nat	Driver 2	Nat	Vehicle	Cat	Cls	Laps	Best	Time	Gap	Interval	Km/h
1	96	Team Motopark	DEU	Lukas Dunner	AUT	Lorenzo Fluxá	ESP	Mercedes AMG GT3 EVO	PRO	1	25	20	1:44.785			150.5
2	12	Car Collection Motorsport	DEU	Hash	USA	Alex Fontana	CHE	Porsche 911 GT3 R (992)	PROAM	1	32	10	1:44.865	0.080	0.080	150.3
3	25	AF Corse	ITA	Alessandro Cozzi	MCO	Eliseo Donno	ITA	Ferrari 296 GT3	PROAM	2	27	26	1:44.875	0.090	0.010	150.3
4	95	Team Motopark	DEU	Morten Strömsted	DNK	Thomas Ikin	GBR	Mercedes AMG GT3 EVO	PROAM	3	28	14	1:44.996	0.211	0.121	150.2
5	17	Team Motopark	DEU	Diego Menchaca	MEX	Marcos Siebert	ARG	Mercedes AMG GT3 EVO	PRO	2	28	27	1:45.066	0.281	0.070	150.1
6	15	Car Collection Motorsport	DEU	Gustav Bergström	SWE	Nico Menzel	DEU	Porsche 911 GT3 R (992)	PRO	3	12	11	1:45.170	0.385	0.104	149.9
7	1	Eastalent Racing	AUT	Simon Reicher	AUT	Christopher Haase	DEU	Audi R8 LMS GT3 Evo II	PRO	4	29	11	1:45.272	0.487	0.102	149.8
8	75	ISR Racing	CZE	Filip Salaquarda	CZE	Libor Milota	CZE	Audi R8 LMS GT3 Evo II	PROAM	4	24	10	1:45.297	0.512	0.025	149.7
9	9	GetSpeed	DEU	Anthony Bartone	USA	Fabian Schiller	DEU	Mercedes AMG GT3 EVO	PRO	5	24	13	1:45.347	0.562	0.050	149.7
10	777	Olimp Racing	POL	Marcin Jedlinski	POL	Karol Basz	POL	Audi R8 LMS GT3 Evo II	PROAM	5	29	7	1:45.376	0.591	0.029	149.6
11	6	GetSpeed	DEU	Valentin Pierburg	DEU	Aaron Walker	GBR	Mercedes AMG GT3 EVO	PROAM	6	25	10	1:45.477	0.692	0.101	149.5
12	88	Spirit of Race	CHE	Gino Forgione	CHE	Michele Rugolo	ITA	Ferrari 296 GT3	PROAM	7	27	8	1:45.532	0.747	0.055	149.4
13	20	SPS Automotive Performance	DEU	Dominik Baumann	AUT	Mikael Pitamber	ZAF	Mercedes AMG GT3 EVO	PRO	6	27	18	1:45.576	0.791	0.044	149.3
14	786	GetSpeed	DEU	Kiki Sak Nana	ITA	Adam Osieka	DEU	Mercedes AMG GT3 EVO	AM	1	26	5	1:45.692	0.907	0.116	149.2
15	27	Spirit of Race	CHE	Marco Pulcini	MCO	Eddie Cheever	ITA	Ferrari 296 GT3	PROAM	8	25	17	1:45.778	0.993	0.086	149.1
16	51	Spirit of Race	CHE	Nicola Marinangeli	ITA	Vincent Abril	FRA	Ferrari 296 GT3	PRO	7	23	9	1:45.780	0.995	0.002	149.0
17	11	racing one	DEU	Ernst Kirchmayr	AUT	David Fumanelli	ITA	Ferrari 296 GT3	PROAM	9	23	13	1:45.794	1.009	0.014	149.0
18	10	Oregon Team	ITA	Alessio Deledda	ITA	Maximilian Paul	DEU	Lamborghini Huracan GT3 EVO2	PRO	8	29	9	1:45.998	1.213	0.204	148.7
19	66	Greystone GT	GBR	Stewart Proctor	GBR	Steven Gray	GBR	McLaren 720S GT3	PROAM	10	27	5	1:46.076	1.291	0.078	148.6
20	54	CBRX by SPS	DEU	Dexter Müller	CHE	Yannick Mettler	CHE	Mercedes AMG GT3 EVO	PROAM	11	26	8	1:46.099	1.314	0.023	148.6
21	16	AF Corse	ITA	Marcelo Hahn	BRA	Allam Khodair	BRA	Ferrari 296 GT3	PROAM	12	18	9	1:46.336	1.551	0.237	148.3
22	19	Oregon Team	ITA	Marzio Moretti	ITA	Artem Petrov	ISR	Lamborghini Huracan GT3 EVO2	PRO	9	31	20	1:46.532	1.747	0.196	148.0
23	65	Team Motopark	DEU	Heiko Neumann	DEU	Timo Rumpfkeil	DEU	Mercedes AMG GT3 EVO	AM	2	26	14	1:46.843	2.058	0.311	147.6
24	5	Olimp Racing	POL	Stanislaw Jedlinski	POL	Krystian Korzeniowski	POL	Ferrari 296 GT3	AM	3	23	4	1:47.121	2.336	0.278	147.2
25	43	Zengő Motorsport	HUN	Dániel Nagy	HUN			Mercedes AMG GT3 EVO	PROAM	13	28	27	1:47.130	2.345	0.009	147.2
26	63	Oregon Team	ITA	Simon Connor Primm	DEU	Leonardo Pulcini	ITA	Lamborghini Huracan GT3 EVO2	PRO	10	21	5	1:47.243	2.458	0.113	147.0
27	7	Car Collection Motorsport	DEU	Bashar Mardini	CAN	Emil Persson	SWE	Porsche 911 GT3 R (992)	PROAM	14	27	12	1:47.392	2.607	0.149	146.8
28	8	Il Barone Rampante	ITA	Giuseppe Cipriani	ITA			Lamborghini Huracan GT3 EVO	AM	4	25	15	1:47.511	2.726	0.119	146.6
29	69	Scuderia Villorba Corse	ITA	Michael Blanchemain	FRA	Jim Pla	FRA	Mercedes AMG GT3 EVO	PROAM	15	25	15	1:47.522	2.737	0.011	146.6
30	99	Tresor Attempto Racing	DEU	Florian Scholze	DEU	Alex Arkin Aka	DEU	Audi R8 LMS GT3 Evo II	PROAM	16	25	2	1:48.483	3.698	0.961	145.3

Published at:.....

Track Temp: 49.0 °C Air Temp: 28.3 °C Humidity: 50 % Track Status: DRY

Race Director:

Alessandro Ferrari

ACI DGA 392080

Timekeeper:

Luis Garcia

JOB-2654-ESP/M



Hungaroring
International GT Open
Free Practice - 1
Track Limit

The Stewards, having received a report from Race Director, have considered the following matter and determine the following:

Session Free Practice - 1

Fact The cars below did not use the track at the turns listed below

Infringement Breach of Appendix L Chapter IV Article 2 c) of the FIA International Sporting Code and Article 19.4/19.5 of the Sporting Regulations.

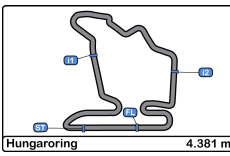
Decision Deletion of the lap times shown in accordance with Article 12.4.1.e of the FIA International Sporting Code.

Note

- Certain decisions of the Stewards are subject to appeal (Article 15 of the FIA International Sporting Code).
- These penalties are not subject to appeal Article.12.3.4 of the FIA International Sporting Code and Article 16.5 of the Sporting Regulations.
- According to Article.12.3.3.b of the FIA International Sporting Code these decisions become immediately binding even in case of an appeal.

Ord	Turn	N° Driver	Entrant/Team	Time of Day	Lap Time
79	11	5 Jedlinski - Korzeniowski	Olimp Racing	11:16:05.036	2:03.390
80	11	63 Connor Primm - Pulcini	Oregon Team	11:16:40.068	1:51.701
81	11	25 Cozzi - Donno	AF Corse	11:17:59.077	1:50.130
82	11	20 Baumann - Pitamber	SPS Automotive Performance	11:18:14.782	1:47.201
83	4	17 Menchaca - Siebert	Team Motopark	11:19:55.119	1:47.430
84	11	5 Jedlinski - Korzeniowski	Olimp Racing	11:20:07.492	2:00.131
85	4	51 Marinangeli - Abril	Spirit of Race	11:21:34.492	1:47.196
86	4	8 Giuseppe Cipriani	Il Barone Rampante	11:22:49.024	1:47.819
87	11	12 Hash - Fontana	Car Collection Motorsport	11:27:02.883	2:44.119
88	11	51 Marinangeli - Abril	Spirit of Race	11:28:12.061	1:57.252
89	4	19 Moretti - Petrov	Oregon Team	11:28:48.953	1:48.112
90	11	12 Hash - Fontana	Car Collection Motorsport	11:28:53.702	1:50.819
91	11	8 Giuseppe Cipriani	Il Barone Rampante	11:29:25.609	1:49.413
92	4	25 Cozzi - Donno	AF Corse	11:29:48.578	1:49.102
93	11	65 Neumann - Rumpfkeil	Team Motopark	11:30:10.820	1:47.914
94	4	19 Moretti - Petrov	Oregon Team	11:30:36.812	1:47.859
95	4	96	Team Motopark	11:30:40.325	1:53.181
96	11	99 Scholze - Arkin Aka	Tresor Attempto Racing	11:30:59.697	1:55.399
97	11	8 Giuseppe Cipriani	Il Barone Rampante	11:31:13.566	1:47.957
98	4	7 Mardini - Persson	Car Collection Motorsport	11:33:28.853	1:47.607
99	4	9 Bartone - Schiller	GetSpeed	11:34:09.862	1:46.658

The Stewards:



Hungaroring
International GT Open
Free Practice - 1
Provisional Results by Category



PRO																
Cls	N°	Entrant/Team	Nat	Driver 1	Nat	Driver 2	Nat	Vehicle	Cat	Cls	Laps	Best	Time	Gap	Interval	Km/h
1	96	Team Motopark	DEU	Lukas Dunner	AUT	Lorenzo Fluxá	ESP	Mercedes AMG GT3 EVO	PRO	1	25	20	1:44.785			150.5
2	17	Team Motopark	DEU	Diego Menchaca	MEX	Marcos Siebert	ARG	Mercedes AMG GT3 EVO	PRO	2	28	27	1:45.066	0.281	0.281	150.1
3	15	Car Collection Motorsport	DEU	Gustav Bergström	SWE	Nico Menzel	DEU	Porsche 911 GT3 R (992)	PRO	3	12	11	1:45.170	0.385	0.104	149.9
4	1	Eastalnt Racing	AUT	Simon Reicher	AUT	Christopher Haase	DEU	Audi R8 LMS GT3 Evo II	PRO	4	29	11	1:45.272	0.487	0.102	149.8
5	9	GetSpeed	DEU	Anthony Bartone	USA	Fabian Schiller	DEU	Mercedes AMG GT3 EVO	PRO	5	24	13	1:45.347	0.562	0.075	149.7
6	20	SPS Automotive Performance	DEU	Dominik Baumann	AUT	Mikaeel Pitamber	ZAF	Mercedes AMG GT3 EVO	PRO	6	27	18	1:45.576	0.791	0.229	149.3
7	51	Spirit of Race	CHE	Nicola Marinangeli	ITA	Vincent Abril	FRA	Ferrari 296 GT3	PRO	7	23	9	1:45.780	0.995	0.204	149.0
8	10	Oregon Team	ITA	Alessio Deledda	ITA	Maximilian Paul	DEU	Lamborghini Huracan GT3 EVO2	PRO	8	29	9	1:45.998	1.213	0.218	148.7
9	19	Oregon Team	ITA	Marzio Moretti	ITA	Artem Petrov	ISR	Lamborghini Huracan GT3 EVO2	PRO	9	31	20	1:46.532	1.747	0.534	148.0
10	63	Oregon Team	ITA	Simon Connor Primm	DEU	Leonardo Pulcini	ITA	Lamborghini Huracan GT3 EVO2	PRO	10	21	5	1:47.243	2.458	0.711	147.0

PROAM																
Cls	N°	Entrant/Team	Nat	Driver 1	Nat	Driver 2	Nat	Vehicle	Cat	Cls	Laps	Best	Time	Gap	Interval	Km/h
1	12	Car Collection Motorsport	DEU	Hash	USA	Alex Fontana	CHE	Porsche 911 GT3 R (992)	PROAM	1	32	10	1:44.865			150.3
2	25	AF Corse	ITA	Alessandro Cozzi	MCO	Eliseo Donno	ITA	Ferrari 296 GT3	PROAM	2	27	26	1:44.875	0.010	0.010	150.3
3	95	Team Motopark	DEU	Morten Strömsted	DNK	Thomas Ikin	GBR	Mercedes AMG GT3 EVO	PROAM	3	28	14	1:44.996	0.131	0.121	150.2
4	75	ISR Racing	CZE	Filip Salaquarda	CZE	Libor Milota	CZE	Audi R8 LMS GT3 Evo II	PROAM	4	24	10	1:45.297	0.432	0.301	149.7
5	777	Olimp Racing	POL	Marcin Jedlinski	POL	Karol Basz	POL	Audi R8 LMS GT3 Evo II	PROAM	5	29	7	1:45.376	0.511	0.079	149.6
6	6	GetSpeed	DEU	Valentin Pierburg	GBR	Aaron Walker	GBR	Mercedes AMG GT3 EVO	PROAM	6	25	10	1:45.477	0.612	0.101	149.5
7	88	Spirit of Race	CHE	Gino Forgiione	CHE	Michele Rugolo	ITA	Ferrari 296 GT3	PROAM	7	27	8	1:45.532	0.667	0.055	149.4
8	27	Spirit of Race	CHE	Marco Pulcini	MCO	Eddie Cheever	ITA	Ferrari 296 GT3	PROAM	8	25	17	1:45.778	0.913	0.246	149.1
9	11	racing one	DEU	Ernst Kirchmayr	AUT	David Fumanelli	ITA	Ferrari 296 GT3	PROAM	9	23	13	1:45.794	0.929	0.016	149.0
10	66	Greystone GT	GBR	Stewart Proctor	GBR	Steven Gray	GBR	McLaren 720S GT3	PROAM	10	27	5	1:46.076	1.211	0.282	148.6
11	54	CBRX by SPS	DEU	Dexter Müller	CHE	Yannick Mettler	CHE	Mercedes AMG GT3 EVO	PROAM	11	26	8	1:46.099	1.234	0.023	148.6
12	16	AF Corse	ITA	Marcelo Hahn	BRA	Allam Khodair	BRA	Ferrari 296 GT3	PROAM	12	18	9	1:46.336	1.471	0.237	148.3
13	43	Zengő Motorsport	HUN	Dániel Nagy	HUN			Mercedes AMG GT3 EVO	PROAM	13	28	27	1:47.130	2.265	0.794	147.2
14	7	Car Collection Motorsport	DEU	Bashar Mardini	CAN	Emil Persson	SWE	Porsche 911 GT3 R (992)	PROAM	14	27	12	1:47.392	2.527	0.262	146.8
15	69	Scuderia Villorba Corse	ITA	Michael Blanchemain	FRA	Jim Pla	FRA	Mercedes AMG GT3 EVO	PROAM	15	25	15	1:47.522	2.657	0.130	146.6
16	99	Tresor Attempto Racing	DEU	Florian Scholze	DEU	Alex Arkin Aka	DEU	Audi R8 LMS GT3 Evo II	PROAM	16	25	2	1:48.483	3.618	0.961	145.3

AM																
Cls	N°	Entrant/Team	Nat	Driver 1	Nat	Driver 2	Nat	Vehicle	Cat	Cls	Laps	Best	Time	Gap	Interval	Km/h
1	786	GetSpeed	DEU	Kiki Sak Nana	TUN	Adam Osieka	DEU	Mercedes AMG GT3 EVO	AM	1	26	5	1:45.692			149.2

Published at:.....

Track Temp: 49.0 °C Air Temp: 28.3 °C Humidity: 50 % Track Status: DRY

Race Director:

Alessandro Ferrari

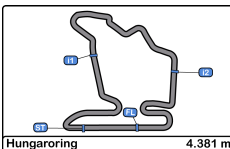
ACI DGA 392080

Timekeeper:

Luis Garcia

JOB-2654-ESP/M





Hungaroring
International GT Open
Free Practice - 1
Provisional Results by Category



AM																
Cls	Nº	Entrant/Team	Nat	Driver 1	Nat	Driver 2	Nat	Vehicle	Cat	Cls	Laps	Best	Time	Gap	Interval	Km/h
2	65	Team Motopark		Heiko Neumann		Timo Rumpfkeil		Mercedes AMG GT3 EVO	AM	2	26	14	1:46.843	1.151	1.151	147.6
3	5	Olimp Racing		Stanislaw Jedlinski		Krystian Korzeniowski		Ferrari 296 GT3	AM	3	23	4	1:47.121	1.429	0.278	147.2
4	8	Il Barone Rampante		Giuseppe Cipriani				Lamborghini Huracan GT3 EVO	AM	4	25	15	1:47.511	1.819	0.390	146.6

Published at:.....

Track Temp: 49.0 °C Air Temp: 28.3 °C Humidity: 50 % Track Status: DRY

Race Director:

Alessandro Ferrari

ACI DGA 392080

Timekeeper:

Luis Garcia

JOB-2654-ESP/M





Hungaroring
International GT Open
Free Practice - 1
Lap Analysis



1	Simon Reicher	Audi R8 LMS GT3 Evo II	5	Stanislaw Jedlinski	Ferrari 296 GT3
	PRO Christopher Haase	Eastalent Racing		AM Krystian Korzeniowski	Olimp Racing

Lap	D	Time	Sector 1	Sector 2	Sector 3	T. Spd	Elapsed	Lap	D	Time	Sector 1	Sector 2	Sector 3	T. Spd	Elapsed
1		10:36:37.740	10:35:20.250	39.846	37.644		10:36:37.740	1		10:34:55.538	10:33:43.366	40.612	31.560		10:34:55.538
2		1:46.485	37.567	38.941	29.977	230.7	10:38:24.225	2		1:47.474	37.825	39.498	30.151	230.2	10:36:43.012
3		1:48.263	37.976	38.617	31.670	231.7	10:40:12.488	3		1:46.610	37.508	39.157	29.945	231.2	10:38:29.622
4		1:45.750	37.502	38.668	29.580	232.7	10:41:58.238	4		1:47.121	37.987	39.165	29.969	230.2	10:40:16.743
5		1:47.729	37.742	38.918	31.069	233.7	10:43:45.967	5		1:46.803	37.419	39.443	29.941	231.7	10:42:03.546
6		1:45.467	37.272	38.327	29.868	233.2	10:45:31.434	6		1:50.708 P	38.419	46.078	35.301	231.2	10:44:03.344
7		1:48.904 P	37.432	38.487	32.985	233.7	10:47:20.338	7		3:27.536	2:15.376	39.695	32.465		10:47:30.880
8		7:34.130	6:25.939	38.625	29.566		10:54:54.468	8		1:47.294	38.043	39.310	29.941	231.7	10:49:18.174
9		1:45.782	37.282	38.328	30.172	233.7	10:56:40.250	9		1:47.074	37.436	39.787	29.848	232.7	10:51:05.245
10		1:50.023	37.824	41.369	30.830	230.2	10:58:30.273	10		1:51.253 P	37.714	39.184	34.355	231.2	10:52:56.498
11		1:45.272	37.290	38.360	29.622	233.7	11:00:15.545	11		10:41.419	9:19.043	49.103	33.273		11:03:37.917
12		1:48.581 P	37.239	38.574	32.768	233.7	11:02:04.126	12		2:07.592	42.209	50.902	34.481	225.0	11:05:45.509
13		2:59.127	1:49.229	39.879	30.019		11:05:03.253	13		2:03.407	41.886	47.197	34.324	220.4	11:07:48.916
14		1:47.323	37.952	39.570	29.801	230.7	11:06:50.576	14		2:04.397	43.265	47.273	33.859	216.8	11:09:53.313
15		1:46.982	37.976	39.057	29.949	233.2	11:08:37.558	15		2:06.538	40.848	49.858	35.832	221.3	11:11:59.851
16		1:46.799	37.938	39.058	29.803	232.7	11:10:24.357	16		2:01.795	41.887	45.303	34.605	220.8	11:14:01.646
17		1:47.097	37.611	39.622	29.864	232.2	11:12:11.454	17		2:03.399	41.963	47.402	34.025	215.1	11:16:05.036
18		1:46.912	37.841	39.041	30.030	230.7	11:13:58.366	18		2:02.325	40.933	46.653	34.739	220.4	11:18:07.361
19		1:46.041	37.801	38.580	29.660	231.2	11:15:44.407	19		2:00.134	41.600	45.482	33.049	216.4	11:20:07.492
20		1:46.513	37.828	39.033	29.652	231.2	11:17:30.920	20		2:06.348	43.511	46.707	36.130	223.1	11:22:13.840
21		1:49.204 P	37.685	38.659	32.860	231.7	11:19:20.124	21		2:34.334	45.648	54.827	50.856	219.0	11:24:45.171
22		3:03.598	1:51.808	41.957	29.833		11:22:23.722	22		2:48.872	1:18.520	55.728	34.624	80.4	11:27:34.043
23		2:44.454 P	37.873	47.761	48.820	232.7	11:24:38.176	23		2:18.333 P	42.726	48.556	47.051	217.7	11:29:52.376

			6	Valentin Pierburg	Mercedes AMG GT3 EVO
				PROAM Aaron Walker	GetSpeed

Lap	D	Time	Sector 1	Sector 2	Sector 3	T. Spd	Elapsed
1		10:46:59.445 P	10:45:42.807	41.040	35.598		10:46:59.445
2		3:28.030	2:16.936	40.813	30.281		10:50:27.475
3		1:47.106	37.882	39.640	29.584	228.8	10:52:14.581
4		1:46.846	37.682	39.472	29.692	229.7	10:54:01.427
5		1:48.596	37.458	40.191	30.947	231.2	10:55:50.023
6		1:52.396	38.202	43.687	30.507	225.9	10:57:42.419
7		1:46.092	37.679	38.931	29.482	228.8	10:59:28.511
8		1:46.229	37.366	39.331	29.532	230.7	11:01:14.740
9		1:45.869	37.416	38.917	29.536	230.2	11:03:00.609
10		1:45.477	37.249	38.770	29.458	231.2	11:04:46.086
11		1:46.090	37.380	38.934	29.776	231.7	11:06:32.176
12		1:50.146	37.558	39.085	33.503	231.7	11:08:22.322
13		1:46.214	37.631	38.956	29.627	231.7	11:10:08.536
14		1:47.069	37.370	38.909	30.790	230.7	11:11:55.605
15		1:45.824	37.345	38.646	29.830	230.7	11:13:41.426
16		1:50.065 P	37.702	38.855	33.508	231.7	11:15:31.491
17		4:37.972	3:26.103	41.783	30.086		11:20:09.463
18		1:50.808	40.300	40.555	29.953	229.7	11:22:00.271
19		2:04.293	38.498	41.446	44.349	229.2	11:24:04.564
20		2:57.282	1:28.971	55.284	33.027	58.3	11:27:01.846
21		1:48.874	38.339	40.360	30.175	227.3	11:28:50.720
22		1:47.387	37.848	39.730	29.809	230.7	11:30:38.107
23		1:47.121	37.748	39.633	29.740	231.2	11:32:25.228
24		1:47.083	37.605	39.314	30.164	232.7	11:34:12.311
25		1:58.101 P	38.798	41.197	38.106	232.2	11:36:10.412





Hungaroring
International GT Open
Free Practice - 1
Lap Analysis



7							8								
Bashar Mardini							Giuseppe Cipriani								
Porsche 911 GT3 R (992)							Lamborghini Huracan GT3 EVO								
PROAM							AM								
Emil Persson							II Barone Rampante								
Car Collection Motorsport															
Lap	D	Time	Sector 1	Sector 2	Sector 3	T. Spd	Elapsed	Lap	D	Time	Sector 1	Sector 2	Sector 3	T. Spd	Elapsed
1		10:40:48.540		10:40:18.156	30.384		10:40:48.540	1		10:36:31.625 P	10:35:11.326	43.888	36.411		10:36:31.625
2		1:49.995	38.536	40.134	31.325	228.8	10:42:38.535	2		3:09.024	1:57.279	41.343	30.402		10:39:40.649
3		1:50.059	38.385	40.299	31.375	229.2	10:44:28.594	3		1:49.772	38.897	40.651	30.224	226.4	10:41:30.421
4		1:48.436	38.332	39.782	30.322	228.8	10:46:17.030	4		1:48.936	38.828	40.138	29.970	228.3	10:43:19.357
5		1:49.254	38.234	39.797	31.223	228.3	10:48:06.284	5		1:48.707	38.274	40.215	30.218	227.8	10:45:08.064
6		2:00.105 P	41.015	42.602	36.488	228.3	10:50:06.389	6		1:48.489	38.319	39.906	30.264	226.4	10:46:56.553
7		3:29.623	2:17.037	42.160	30.426		10:53:36.012	7		1:57.137 P	38.620	40.689	37.828	227.8	10:48:53.690
8		1:48.377	38.230	40.200	29.947	228.8	10:55:24.389	8		2:24.659 P	1:07.301	41.511	35.847		10:51:18.349
9		1:49.390	38.073	39.399	31.918	228.8	10:57:13.779	9		6:23.901	3:00.421	41.692	2:41.788		10:57:42.250
10		1:48.168	38.341	39.591	30.236	225.4	10:59:01.947	10		2:08.971 P	43.393	46.959	38.619	205.7	10:59:51.221
11		1:47.689	38.014	39.288	29.787	228.8	11:00:49.036	11		4:59.715	3:49.470	40.219	30.026		11:04:50.936
12		1:47.392	38.105	39.316	29.971	229.2	11:02:36.428	12		1:48.140	38.362	39.694	30.084	227.8	11:06:39.076
13		1:54.584 P	38.505	41.249	34.830	229.7	11:04:31.012	13		1:48.155	38.411	39.731	30.013	227.8	11:08:27.231
14		3:19.702	2:09.622	39.955	30.125		11:07:50.714	14		1:47.966	38.432	39.712	29.822	228.3	11:10:15.197
15		1:48.666	38.788	39.556	30.322	228.8	11:09:39.380	15		1:47.511	38.348	39.275	29.888	227.8	11:12:02.708
16		1:48.402	38.101	40.274	30.027	227.8	11:11:27.782	16		1:56.645 P	38.355	42.572	35.718	227.8	11:13:59.353
17		1:49.683	38.350	39.525	31.808	227.3	11:13:17.465	17		5:13.660	4:03.405	40.149	30.106		11:19:13.013
18		1:47.636	38.057	39.692	29.887	227.3	11:15:05.101	18		1:48.192	38.204	39.768	30.220	226.4	11:21:01.205
19		1:47.797	38.106	39.787	29.904	227.3	11:16:52.898	19		1:47.849	37.994	39.473	30.352	227.8	11:22:49.024
20		1:48.881	38.246	40.131	30.504	229.7	11:18:41.779	20		2:29.768	39.850	1:00.417	49.501	226.4	11:25:18.792
21		1:48.854	38.286	40.059	30.509	228.3	11:20:30.633	21		2:17.404	1:04.000	40.878	32.526	80.5	11:27:36.196
22		1:47.774	38.380	39.378	30.016	229.2	11:22:18.407	22		1:49.443	38.828	40.320	30.265	225.9	11:29:25.609
23		2:46.773 P	39.798	48.642	48.333	229.7	11:24:35.180	23		1:47.957	37.983	40.009	29.965	227.3	11:31:13.566
24		5:16.291	4:05.612	40.166	30.513		11:29:51.471	24		1:49.357	38.003	41.407	29.947	228.8	11:33:02.923
25		1:49.775	38.202	39.795	31.778	228.8	11:31:41.246	25		2:10.067 P	43.358	45.287	41.422	207.6	11:35:12.990
26		1:47.607	38.022	39.476	30.109	228.8	11:33:28.853								
27		2:06.704 P	40.680	41.656	44.368	191.1	11:35:35.557								

9							
Anthony Bartone							
Mercedes AMG GT3 EVO							
PRO							
Fabian Schiller							
GetSpeed							
Lap	D	Time	Sector 1	Sector 2	Sector 3	T. Spd	Elapsed
1		10:37:08.691	10:35:33.559	54.304	40.828		10:37:08.691
2		2:31.159	54.226	56.767	40.166	142.1	10:39:39.850
3		2:16.339	50.370	49.738	36.231	153.1	10:41:56.189
4		2:09.540	47.035	47.766	34.739	172.5	10:44:05.729
5		2:00.965	44.180	44.207	32.578	181.5	10:46:06.694
6		1:59.122	42.194	43.587	33.341	195.6	10:48:05.816
7		1:59.049	40.871	39.952	38.226	197.0	10:50:04.865
8		1:47.283	38.642	39.103	29.538	222.6	10:51:52.148
9		1:53.610	37.541	38.833	37.236	227.3	10:53:45.758
10		1:51.028 P	37.364	39.014	34.650	230.2	10:55:36.786
11		13:23.881	12:12.468	39.671	31.742		11:09:00.667
12		1:45.388	37.433	38.511	29.444	229.7	11:10:46.055
13		1:45.347	37.237	38.304	29.806	229.2	11:12:31.402
14		1:48.416 P	37.473	38.417	32.526	231.2	11:14:19.818
15		4:02.564	2:49.495	41.562	31.507		11:18:22.382
16		1:49.544	39.083	40.037	30.424	226.4	11:20:11.926
17		1:49.279	38.275	40.681	30.323	228.8	11:22:01.205
18		2:02.683	38.070	40.217	44.396	229.7	11:24:03.888
19		2:54.130	1:29.006	54.134	30.990	59.6	11:26:58.018
20		1:47.179	37.813	39.375	29.991	227.8	11:28:45.197
21		1:50.931	38.100	40.632	32.199	228.3	11:30:36.128
22		1:47.076	37.947	39.377	29.752	228.3	11:32:23.204
23		1:46.658	37.531	39.229	29.898	229.7	11:34:09.862
24		1:54.325 P	38.851	40.830	34.644	230.2	11:36:04.187





Hungaroring
International GT Open
Free Practice - 1
Lap Analysis



10						11									
PRO			Oregon Team			PROAM			racing one						
Lap	D	Time	Sector 1	Sector 2	Sector 3	T. Spd	Elapsed	Lap	D	Time	Sector 1	Sector 2	Sector 3	T. Spd	Elapsed
1		10:35:32.449	10:34:16.736	44.220	31.493		10:35:32.449	1		10:35:24.959	10:34:04.631	47.402	32.926		10:35:24.959
2		1:51.465	39.612	40.952	30.901	229.7	10:37:23.914	2		2:00.377	42.962	44.033	33.382	180.6	10:37:25.336
3		1:47.892	38.231	39.758	29.903	232.2	10:39:11.806	3		1:57.155	43.760	42.063	31.332	189.4	10:39:22.491
4		1:46.462	37.820	39.006	29.636	233.2	10:40:58.268	4		1:48.393	38.454	39.769	30.170	231.2	10:41:10.884
5		1:46.721	37.676	39.145	29.900	234.2	10:42:44.989	5		2:05.790 P	40.639	45.076	40.075	233.7	10:43:16.674
6		1:46.411	37.629	39.125	29.657	233.7	10:44:31.400	6		12:49.671	11:38.114	40.757	30.800		10:56:06.345
7		1:52.327 P	38.008	39.702	34.617	232.7	10:46:23.727	7		1:49.910	38.150	39.320	32.440	228.3	10:57:56.255
8		4:15.560	3:06.368	39.515	29.677		10:50:39.287	8		1:47.198	37.747	39.801	29.650	229.2	10:59:43.453
9		1:45.998	37.527	38.902	29.569	232.7	10:52:25.285	9		1:46.061	37.355	38.875	29.831	231.7	11:01:29.514
10		1:45.965	37.647	38.763	29.555	234.2	10:54:11.250	10		1:50.958 P	37.454	39.098	34.406	232.7	11:03:20.472
11		1:49.932 P	37.373	39.126	33.433	234.2	10:56:01.182	11		3:29.303	2:19.191	40.172	29.940		11:06:49.775
12		3:49.942	2:34.807	43.968	31.167		10:59:51.124	12		1:46.147	37.429	38.648	30.070	233.2	11:08:35.922
13		1:49.698	38.647	40.600	30.451	231.2	11:01:40.822	13		1:45.794	37.394	38.677	29.723	233.2	11:10:21.716
14		1:48.845	38.046	40.562	30.237	232.2	11:03:29.667	14		1:56.992 P	39.345	42.685	34.962	232.7	11:12:18.708
15		1:47.589	37.795	39.730	30.064	232.7	11:05:17.256	15		6:41.632	5:23.869	45.497	32.266		11:19:00.340
16		1:48.106	38.022	39.755	30.329	232.2	11:07:05.362	16		1:53.295	39.427	42.794	31.074	227.8	11:20:53.635
17		1:53.224	38.086	42.771	32.367	232.2	11:08:58.586	17		1:51.618	39.133	41.815	30.670	229.7	11:22:45.253
18		1:55.316 P	38.370	42.809	34.137	230.7	11:10:53.902	18		2:52.630	47.851	1:10.990	53.789	230.7	11:25:37.883
19		3:30.041	2:17.483	41.867	30.691		11:14:23.943	19		2:12.861	56.988	44.792	31.081	80.3	11:27:50.744
20		1:48.728	38.357	40.071	30.300	230.2	11:16:12.671	20		1:52.399	39.004	42.653	30.742	230.7	11:29:43.143
21		1:51.630	38.203	40.363	33.064	231.2	11:18:04.301	21		1:50.904	38.764	41.058	31.082	232.7	11:31:34.047
22		1:49.169	38.690	40.117	30.362	223.1	11:19:53.470	22		1:50.838	38.802	41.585	30.451	230.2	11:33:24.885
23		1:50.765	38.333	41.190	31.242	231.7	11:21:44.235	23		2:04.131 P	38.355	41.346	44.430	233.2	11:35:29.016
24		1:48.284	38.099	39.786	30.399	231.7	11:23:32.519								
25		2:58.901	1:10.518	1:07.946	40.437	109.5	11:26:31.420								
26		1:49.471	38.308	40.673	30.490	228.8	11:28:20.891								
27		1:48.549	38.082	40.021	30.446	231.7	11:30:09.440								
28		1:48.197	38.057	39.893	30.247	229.2	11:31:57.637								
29		1:58.697 P	39.750	42.958	35.989	230.7	11:33:56.334								





Hungaroring
International GT Open
Free Practice - 1
Lap Analysis



12 Hash Porsche 911 GT3 R (992)							16 Marcelo Hahn Ferrari 296 GT3						
PROAM Alex Fontana Car Collection Motorsport							PROAM Allam Khodair AF Corse						
Lap D	Time	Sector 1	Sector 2	Sector 3	T. Spd	Elapsed	Lap D	Time	Sector 1	Sector 2	Sector 3	T. Spd	Elapsed
1	10:35:29.648	10:34:12.976	44.407	32.265		10:35:29.648	1	10:35:37.337	10:34:16.256	46.597	34.484		10:35:37.337
2	1:57.877	43.503	41.870	32.504	197.0	10:37:27.525	2	1:57.594	41.319	45.396	30.879	208.4	10:37:34.931
3	1:52.892	40.531	41.494	30.867	194.5	10:39:20.417	3	1:55.546	39.694	42.587	33.265	230.7	10:39:30.477
4	1:47.081	37.974	39.245	29.862	229.2	10:41:07.498	4	1:55.369	40.536	43.211	31.622	229.2	10:41:25.846
5	1:47.514	38.074	39.267	30.173	230.7	10:42:55.012	5	1:47.644	38.043	39.603	29.998	231.7	10:43:13.490
6	2:00.932 P	41.534	41.250	38.148	230.7	10:44:55.944	6	1:47.179	38.011	39.327	29.841	231.7	10:45:00.669
7	3:03.571	1:54.264	39.236	30.071		10:47:59.515	7	1:55.186 P	40.834	39.635	34.717	231.7	10:46:55.855
8	1:45.241	37.370	38.614	29.257	230.2	10:49:44.756	8	5:13.807	4:02.734	40.862	30.211		10:52:09.662
9	1:44.952	37.340	38.468	29.144	230.2	10:51:29.708	9	1:46.336	37.699	38.974	29.663	232.2	10:53:55.998
10	1:44.865	37.381	38.351	29.133	230.7	10:53:14.573	10	1:47.889	37.678	38.975	31.236	233.2	10:55:43.887
11	1:45.000	37.215	38.368	29.417	231.7	10:54:59.573	11	2:06.225	40.189	48.048	37.988	228.3	10:57:50.112
12	1:47.808	37.261	38.297	32.250	230.7	10:56:47.381	12	1:46.931	37.877	39.226	29.828	230.7	10:59:37.043
13	1:45.776	37.589	38.681	29.506	229.2	10:58:33.157	13	1:46.376	37.599	38.902	29.875	233.2	11:01:23.419
14	1:47.141	37.421	39.552	30.168	232.7	11:00:20.298	14	1:46.395	37.687	38.966	29.742	232.2	11:03:09.814
15	1:49.466 P	37.692	38.827	32.947	231.7	11:02:09.764	15	1:51.752 P	37.699	40.097	33.956	232.7	11:05:01.566
16	3:28.602	2:14.890	42.799	30.913		11:05:38.366	16	3:47.522	2:36.627	40.925	29.970		11:08:49.088
17	1:51.304	39.481	41.073	30.750	228.3	11:07:29.670	17	1:46.454	37.662	38.977	29.815	232.2	11:10:35.542
18	1:50.059	38.867	40.562	30.630	228.8	11:09:19.729	18	2:51.003 P	58.256	1:05.264	47.483	232.2	11:13:26.545
19	1:50.498	38.986	40.910	30.602	228.8	11:11:10.227	17 Diego Menchaca Mercedes AMG GT3 EVO						
20	1:51.949	38.910	40.686	32.353	228.8	11:13:02.176	PRO Marcos Siebert Team Motopark						
21	1:52.520	38.800	41.882	31.838	229.7	11:14:54.696	Lap D	Time	Sector 1	Sector 2	Sector 3	T. Spd	Elapsed
22	1:49.573	38.688	40.330	30.555	227.8	11:16:44.269	1	10:34:53.309	10:33:42.748	40.514	30.047		10:34:53.309
23	1:49.968	38.481	40.296	31.191	228.3	11:18:34.237	2	1:47.396	37.824	39.231	30.341	229.7	10:36:40.705
24	1:50.132	39.069	40.532	30.531	226.8	11:20:24.369	3	1:46.779	38.016	39.008	29.755	229.7	10:38:27.484
25	1:49.885	38.642	40.457	30.786	229.2	11:22:14.254	4	1:46.626	37.594	38.906	30.126	229.7	10:40:14.110
26	2:04.640	38.825	40.170	45.515	229.7	11:24:18.764	5	1:46.288	37.687	39.023	29.578	230.2	10:42:00.398
27	2:44.449	1:19.183	53.318	31.618	79.8	11:27:02.883	6	1:46.144	37.735	38.846	29.563	231.2	10:43:46.542
28	1:50.849	39.376	40.689	30.754	226.8	11:28:53.702	7	1:46.048	37.778	38.690	29.580	231.7	10:45:32.590
29	1:50.138	38.911	40.401	30.826	228.8	11:30:43.840	8	1:54.341 P	38.429	39.281	36.631	230.7	10:47:26.931
30	1:50.194	38.791	40.564	30.839	228.3	11:32:34.034	9	3:23.343	2:11.785	41.504	30.054		10:50:50.274
31	1:50.326	38.936	40.880	30.510	229.2	11:34:24.360	10	1:45.902	37.502	39.024	29.376	230.7	10:52:36.176
32	2:04.176 P	40.773	44.469	38.934	229.2	11:36:28.536	11	1:45.482	37.413	38.827	29.242	231.2	10:54:21.658
15 Gustav Bergström Porsche 911 GT3 R (992)							12 1:54.506 40.379 42.730 31.397 231.7 10:56:16.164						
PRO Nico Menzel Car Collection Motorsport							13 1:46.649 37.916 38.899 29.704 227.8 10:58:02.683						
Lap D	Time	Sector 1	Sector 2	Sector 3	T. Spd	Elapsed	14	1:51.256 P	37.571	38.943	34.742	232.2	10:59:53.939
1	10:34:58.510	10:33:46.045	41.543	30.922		10:34:58.510	15	8:22.822 P	6:58.613	42.808	41.401		11:08:16.761
2	1:51.273	39.018	40.478	31.777	229.2	10:36:49.783	16	2:43.763	1:33.786	39.955	30.022		11:11:00.524
3	1:49.042	38.435	40.392	30.215	229.7	10:38:38.825	17	1:47.267	37.906	39.367	29.994	230.2	11:12:47.791
4	1:49.653	38.924	40.432	30.297	229.2	10:40:28.478	18	1:46.463	37.717	38.733	30.013	230.7	11:14:34.254
5	1:51.444 P	38.392	39.753	33.266	230.7	10:42:19.889	19	1:46.718	37.654	39.089	29.975	231.7	11:16:20.972
6	3:09.908	1:59.487	39.887	30.534		10:45:29.797	20	1:46.717	37.645	38.759	30.313	230.7	11:18:07.689
7	1:57.955 P	40.543	43.005	34.407	228.8	10:47:27.752	21	1:47.430	38.478	39.066	29.886	220.8	11:19:55.119
8	41:51.783	40:37.962	44.148	29.673		11:29:19.535	22	1:50.577 P	37.705	39.414	33.458	230.7	11:21:45.696
9	1:46.739	37.497	39.855	29.387	231.2	11:31:06.274	23	4:21.262	2:27.078	1:09.284	44.900		11:26:06.958
10	1:46.398	37.358	39.356	29.684	229.7	11:32:52.672	24	1:46.970	38.212	38.916	29.842	220.4	11:27:53.928
11	1:45.170	37.190	38.605	29.375	231.2	11:34:37.842	25	1:47.189	37.705	39.694	29.790	230.2	11:29:41.117
12	1:54.076 P	37.345	39.207	37.524	229.7	11:36:31.918	26	1:45.557	37.462	38.525	29.570	230.7	11:31:26.674
							27	1:45.066	37.355	38.376	29.335	231.7	11:33:11.740
							28	2:13.325 P	43.773	44.677	44.875	231.7	11:35:25.065





Hungaroring
International GT Open
Free Practice - 1
Lap Analysis



19							20								
Marzio Moretti							Dominik Baumann								
PRO Artem Petrov							PRO Mikael Pitamber								
Lamborghini Huracan GT3 EVO2							Mercedes AMG GT3 EVO								
Oregon Team							SPS Automotive Performance								
Lap	D	Time	Sector 1	Sector 2	Sector 3	T. Spd	Elapsed	Lap	D	Time	Sector 1	Sector 2	Sector 3	T. Spd	Elapsed
1		10:35:41.796	10:34:24.918	41.297	35.581		10:35:41.796	1		10:35:13.594	10:33:54.551	45.901	33.142		10:35:13.594
2		1:48.743	38.485	39.699	30.559	230.7	10:37:30.539	2		1:57.987	41.009	44.901	32.077	230.2	10:37:11.581
3		1:50.373	38.400	41.336	30.637	231.7	10:39:20.912	3		1:56.038 P	39.089	40.234	36.715	229.7	10:39:07.619
4		1:48.625	38.219	40.173	30.233	231.7	10:41:09.537	4		8:20.971	7:08.959	41.349	30.663		10:47:28.590
5		1:47.891	37.980	39.604	30.307	232.2	10:42:57.428	5		1:48.709	38.217	40.014	30.478	230.2	10:49:17.299
6		1:47.935	38.221	39.523	30.191	231.2	10:44:45.363	6		1:50.507	37.870	42.226	30.411	230.7	10:51:07.806
7		1:48.363	38.175	39.645	30.543	231.7	10:46:33.726	7		1:48.540	37.948	39.513	31.079	231.2	10:52:56.346
8		1:51.776 P	38.153	39.266	34.357	228.8	10:48:25.502	8		1:48.289	38.350	39.847	30.092	230.7	10:54:44.635
9		3:21.827	2:08.403	42.977	30.447		10:51:47.329	9		1:48.946	38.018	39.822	31.106	230.2	10:56:33.581
10		1:52.686	38.779	40.887	33.020	232.2	10:53:40.015	10		1:54.156 P	38.075	39.691	36.390	228.3	10:58:27.737
11		1:49.363	38.271	40.659	30.433	232.7	10:55:29.378	11		3:55.288	2:38.607	39.456	37.225		11:02:23.025
12		1:49.832	38.207	39.978	31.647	232.2	10:57:19.210	12		1:46.110	37.832	38.805	29.473	230.7	11:04:09.135
13		1:47.779	38.192	39.796	29.791	230.2	10:59:06.989	13		1:45.707	37.420	38.755	29.532	231.7	11:05:54.842
14		1:48.045	38.101	39.901	30.043	232.7	11:00:55.034	14		1:50.268	37.696	40.159	32.413	230.7	11:07:45.110
15		1:47.981	38.210	39.574	30.197	231.2	11:02:43.015	15		1:51.096 P	37.571	39.463	34.062	231.2	11:09:36.206
16		1:51.768 P	38.069	39.612	34.087	231.7	11:04:34.783	16		3:20.183	2:09.328	39.083	31.772		11:12:56.389
17		3:41.113	2:20.193	48.813	32.107		11:08:15.896	17		1:45.616	37.568	38.471	29.577	230.2	11:14:42.005
18		1:46.929	38.088	39.066	29.775	229.2	11:10:02.825	18		1:45.576	37.525	38.485	29.566	230.2	11:16:27.581
19		1:47.100	37.713	39.463	29.924	231.2	11:11:49.925	19		1:47.201	37.499	38.717	30.985	230.2	11:18:14.782
20		1:46.532	37.792	39.003	29.737	230.2	11:13:36.457	20		1:50.949 P	38.149	39.372	33.428	221.3	11:20:05.731
21		1:46.703	37.837	39.097	29.769	231.2	11:15:23.160	21		1:27.269	2:53.173	45.731	48.365		11:24:33.000
22		1:47.029	37.897	39.281	29.851	230.7	11:17:10.189	22		2:36.826	1:16.676	48.031	32.119	80.9	11:27:09.826
23		1:51.227 P	37.908	40.060	33.259	230.7	11:19:01.416	23		1:49.604	39.062	39.666	30.876	229.7	11:28:59.430
24		3:07.934	1:55.525	40.957	31.452		11:22:09.350	24		1:46.946	37.895	39.129	29.922	230.2	11:30:46.376
25		2:00.072	37.937	39.282	42.853	231.2	11:24:09.422	25		1:51.980	37.787	39.627	34.566	230.2	11:32:38.356
26		2:51.419	1:25.146	54.246	32.027	60.1	11:27:00.841	26		1:46.463	37.657	38.989	29.817	231.7	11:34:24.819
27		1:48.112	38.162	39.575	30.375	229.7	11:28:48.953	27		2:05.586 P	44.976	43.440	37.170	228.3	11:36:30.405
28		1:47.859	37.751	39.363	30.745	232.2	11:30:36.812								
29		1:47.205	38.058	39.150	29.997	231.7	11:32:24.017								
30		1:47.846	37.701	39.622	30.523	231.2	11:34:11.863								
31		1:56.323 P	38.719	41.230	36.374	232.2	11:36:08.186								





Hungaroring
International GT Open
Free Practice - 1
Lap Analysis



25

Alessandro Cozzi

Ferrari 296 GT3 **27**

Marco Pulcini

Ferrari 296 GT3

PROAM

Eliseo Donno

AF Corse

PROAM

Eddie Cheever

Spirit of Race

Lap	D	Time	Sector 1	Sector 2	Sector 3	T. Spd	Elapsed	Lap	D	Time	Sector 1	Sector 2	Sector 3	T. Spd	Elapsed
1		10:35:28.518	10:34:11.706	43.474	33.338		10:35:28.518	1		10:35:11.423 P	10:33:53.484	41.482	36.457		10:35:11.423
2		1:57.589	42.057	42.160	33.372	201.1	10:37:26.107	2		4:38.767 P	3:23.761	40.393	34.613		10:39:50.190
3		1:49.467	39.238	39.617	30.612	231.7	10:39:15.574	3		2:54.293	1:44.548	39.424	30.321		10:42:44.483
4		2:04.757	48.130	44.891	31.736	195.2	10:41:20.331	4		1:48.371	39.239	39.160	29.972	208.0	10:44:32.854
5		1:47.436	37.919	39.338	30.179	232.2	10:43:07.767	5		1:47.091	38.333	38.895	29.863	229.7	10:46:19.945
6		1:46.694	38.058	38.806	29.830	232.2	10:44:54.461	6		1:46.644	37.923	38.809	29.912	229.7	10:48:06.589
7		1:46.614	37.796	38.984	29.834	231.2	10:46:41.075	7		1:50.177	38.062	38.827	33.288	231.2	10:49:56.766
8		1:51.736 P	37.900	38.990	34.846	231.7	10:48:32.811	8		1:52.124 P	37.867	40.690	33.567	230.2	10:51:48.890
9		5:04.282	3:49.095	44.502	30.685		10:53:37.093	9		6:09.739	4:57.403	41.558	30.778		10:57:58.629
10		1:50.002	38.575	41.016	30.411	230.2	10:55:27.095	10		1:50.692	38.934	41.070	30.688	227.3	10:59:49.321
11		1:52.982	38.708	41.273	33.001	229.7	10:57:20.077	11		1:58.076 P	38.792	40.397	38.887	228.3	11:01:47.397
12		1:49.959	38.963	40.419	30.577	229.7	10:59:10.036	12		4:43.712	3:32.879	40.857	29.976		11:06:31.109
13		1:50.190	38.769	40.867	30.554	230.2	11:01:00.226	13		1:46.562	37.869	39.039	29.644	228.3	11:08:17.661
14		1:58.037 P	40.343	40.898	36.796	228.8	11:02:58.263	14		1:46.127	37.608	38.973	29.546	228.8	11:10:03.788
15		5:53.136	4:41.770	40.886	30.480		11:08:51.399	15		1:48.304	37.730	39.738	30.836	229.2	11:11:52.092
16		1:49.787	38.662	40.134	30.991	229.2	11:10:41.186	16		1:45.989	37.793	38.713	29.474	227.8	11:13:38.072
17		1:49.935	39.030	40.485	30.420	228.8	11:12:31.121	17		1:45.778	37.517	38.742	29.519	229.7	11:15:23.850
18		1:49.061	38.839	39.843	30.379	229.2	11:14:20.182	18		1:52.370 P	37.869	39.595	34.906	229.2	11:17:16.220
19		1:48.765	38.256	39.827	30.682	229.2	11:16:08.947	19		6:12.743	4:50.238	45.391	37.114		11:23:28.963
20		1:50.139	38.625	40.665	30.840	226.8	11:17:59.077	20		2:54.445	1:04.169	1:09.481	40.795	194.9	11:26:23.408
21		1:49.155	38.463	40.135	30.557	229.2	11:19:48.232	21		1:47.342	37.946	39.227	30.169	228.3	11:28:10.750
22		1:54.915 P	39.174	40.648	35.093	229.2	11:21:43.147	22		1:46.707	37.807	38.856	30.044	228.8	11:29:57.457
23		6:16.329	5:06.254	39.278	30.797		11:27:59.476	23		1:46.096	37.733	38.522	29.841	229.2	11:31:43.553
24		1:49.102	37.614	38.796	32.692	232.7	11:29:48.578	24		1:46.017	37.597	38.578	29.842	230.7	11:33:29.570
25		1:45.594	37.341	38.283	29.970	232.2	11:31:34.172	25		2:07.959 P	41.740	41.151	45.068	183.3	11:35:37.529
26		1:44.875	37.484	37.974	29.417	233.2	11:33:19.047								
27		2:07.813 P	41.204	41.224	45.385	233.2	11:35:26.860								





Hungaroring
International GT Open
Free Practice - 1
Lap Analysis



43

Dániel Nagy

Mercedes AMG GT3 EVO

54

Dexter Müller

Mercedes AMG GT3 EVO

PROAM

Zengő Motorsport

PROAM

Yannick Mettler

CBRX by SPS

Lap	D	Time	Sector 1	Sector 2	Sector 3	T. Spd	Elapsed	Lap	D	Time	Sector 1	Sector 2	Sector 3	T. Spd	Elapsed
1		10:36:15.348	10:34:51.863	49.435	34.050		10:36:15.348	1		10:35:12.513	10:33:53.684	46.288	32.541		10:35:12.513
2		1:58.358	42.029	45.022	31.307	222.2	10:38:13.706	2		1:54.989	41.410	42.054	31.525	222.6	10:37:07.502
3		1:52.365	39.873	42.004	30.488	225.9	10:40:06.071	3		1:59.174 P	41.917	40.350	36.907	208.8	10:39:06.676
4		1:49.825	38.951	40.459	30.415	227.3	10:41:55.896	4		2:25.846 P	1:00.906	43.849	41.091		10:41:32.522
5		1:51.844	38.572	41.973	31.299	227.3	10:43:47.740	5		6:58.919	5:49.388	39.660	29.871		10:48:31.441
6		1:48.814	38.604	40.126	30.084	228.8	10:45:36.554	6		1:47.266	37.905	39.509	29.852	228.8	10:50:18.707
7		1:48.735	38.599	39.886	30.250	227.8	10:47:25.289	7		1:46.766	37.929	39.049	29.788	228.8	10:52:05.473
8		2:03.320 P	39.852	46.162	37.306	228.3	10:49:28.609	8		1:46.099	37.629	38.719	29.751	229.2	10:53:51.572
9		3:42.591	2:31.467	40.632	30.492		10:53:11.200	9		1:47.329	37.613	38.764	30.952	230.2	10:55:38.901
10		1:48.861	38.286	39.958	30.617	227.8	10:55:00.061	10		1:53.459 P	37.786	38.655	37.018	226.8	10:57:32.360
11		1:51.066	38.542	39.789	32.735	228.8	10:56:51.127	11		6:15.315	5:06.316	39.237	29.762		11:03:47.675
12		1:48.550	38.589	39.722	30.239	224.5	10:58:39.677	12		1:46.596	37.646	39.395	29.555	229.2	11:05:34.271
13		1:47.849	38.184	39.521	30.144	228.8	11:00:27.526	13		1:46.724	37.586	39.217	29.918	229.2	11:07:20.992
14		1:47.748	38.238	39.522	29.988	228.3	11:02:15.274	14		1:46.149	37.599	38.732	29.788	229.7	11:09:07.111
15		1:47.763	38.163	39.542	30.058	228.3	11:04:03.037	15		1:46.317	37.628	38.867	29.822	228.8	11:10:53.428
16		1:53.880 P	38.206	40.987	34.687	229.2	11:05:56.917	16		1:51.558 P	37.535	38.855	35.168	229.2	11:12:44.986
17		5:00.170	3:45.774	43.326	31.070		11:10:57.087	17		4:30.369	3:12.348	45.758	32.263		11:17:15.355
18		1:47.663	38.177	39.638	29.848	228.3	11:12:44.750	18		1:53.798	39.421	42.822	31.555	224.0	11:19:09.153
19		1:47.523	38.098	39.399	30.026	228.8	11:14:32.273	19		1:53.583	38.967	42.077	32.539	225.0	11:21:02.736
20		1:52.660	38.084	39.261	35.315	228.8	11:16:24.933	20		1:52.326	39.073	42.261	30.992	226.8	11:22:55.062
21		1:48.688	38.201	39.512	30.975	228.3	11:18:13.621	21		2:43.482	41.650	1:08.800	53.032	226.8	11:25:38.544
22		1:54.708	42.527	41.761	30.420	200.7	11:20:08.329	22		2:11.034	57.157	43.125	30.752	80.1	11:27:49.578
23		1:56.911	42.964	41.486	32.461	228.3	11:22:05.240	23		1:52.574	38.969	41.763	31.842	225.9	11:29:42.152
24		2:07.052 P	38.718	40.532	47.802	229.2	11:24:12.292	24		1:52.910	38.803	41.024	33.083	227.3	11:31:35.062
25		5:19.055	4:06.389	42.250	30.416		11:29:31.347	25		1:56.608	39.145	44.414	33.049	224.0	11:33:31.670
26		1:47.421	38.056	39.458	29.907	227.8	11:31:18.768	26		2:07.123 P	41.242	42.443	43.438	227.3	11:35:38.793
27		1:47.130	37.742	39.308	30.080	228.3	11:33:05.898								
28		2:14.411 P	46.689	45.563	42.159	176.4	11:35:20.309								

51

Nicola Marinangeli

Ferrari 296 GT3

Simon Connor Primm

Lamborghini Huracan GT3 EVO2

PRO

Vincent Abril

Spirit of Race

63

PRO

Leonardo Pulcini

Oregon Team

Lap	D	Time	Sector 1	Sector 2	Sector 3	T. Spd	Elapsed	Lap	D	Time	Sector 1	Sector 2	Sector 3	T. Spd	Elapsed
1		10:35:18.711 P	10:33:57.047	44.737	36.927		10:35:18.711	1		10:35:26.142	10:34:07.547	45.587	33.008		10:35:26.142
2		3:40.303	2:26.447	42.329	31.527		10:38:59.014	2		1:58.714	41.501	43.564	33.649	203.7	10:37:24.856
3		1:47.653	38.130	39.449	30.074	229.7	10:40:46.667	3		2:08.694	43.837	49.612	35.245	230.2	10:39:33.550
4		1:50.554	37.552	40.194	32.808	231.2	10:42:37.221	4		1:48.498	38.494	39.800	30.204	230.7	10:41:22.048
5		1:47.006	37.587	39.567	29.852	229.2	10:44:24.227	5		1:47.243	37.871	39.278	30.094	231.7	10:43:09.291
6		1:46.347	37.602	38.940	29.805	230.7	10:46:10.574	6		1:51.263 P	37.954	39.256	34.053	231.7	10:45:00.554
7		1:49.506 P	37.709	38.929	32.868	230.7	10:48:00.080	7		6:00.926	4:48.110	39.641	33.175		10:51:01.480
8		4:22.176	3:07.981	43.813	30.382		10:52:22.256	8		1:46.988	38.100	38.889	29.999	230.7	10:52:48.468
9		1:45.780	37.447	38.789	29.544	232.2	10:54:08.036	9		1:49.895	38.238	39.107	32.550	232.2	10:54:38.363
10		1:51.644 P	37.479	39.684	34.481	232.7	10:55:59.680	10		1:48.304	37.955	39.053	31.296	231.7	10:56:26.667
11		16:28.250	15:16.335	41.382	30.533		11:12:27.930	11		1:49.793 P	38.084	39.026	32.683	230.2	10:58:16.460
12		1:47.134	37.972	39.390	29.772	228.8	11:14:15.064	12		3:55.287	2:44.837	40.312	30.138		11:02:11.747
13		1:47.895	38.134	39.576	30.185	229.2	11:16:02.959	13		1:48.444	38.618	39.865	29.961	230.7	11:04:00.191
14		1:47.103	37.602	39.541	29.960	230.2	11:17:50.062	14		1:48.205	37.938	39.489	30.778	230.7	11:05:48.396
15		1:57.234	37.609	40.765	38.860	229.7	11:19:47.296	15		1:48.408	38.541	39.749	30.118	231.7	11:07:36.804
16		1:47.106	37.736	39.108	30.352	229.7	11:21:34.492	16		1:47.690	37.989	39.718	29.983	230.7	11:09:24.494
17		1:47.711	37.866	39.576	30.269	230.2	11:23:22.203	17		1:47.301	37.855	39.359	30.087	230.2	11:11:11.795
18		2:52.606	1:01.032	1:08.452	43.122	230.2	11:26:14.809	18		1:40.206	38.063	40.311	30.832	231.2	11:13:01.001
19		1:57.252	38.021	39.621	39.610	229.7	11:28:12.061	19		1:47.366	37.923	39.388	30.055	231.2	11:14:48.367
20		1:47.085	37.811	39.360	29.914	229.7	11:29:59.146	20		1:51.704 P	37.967	39.821	33.913	231.2	11:16:40.068
21		1:46.586	37.567	39.183	29.836	230.2	11:31:45.732	21		4:31.299	3:21.233	39.851	30.215		11:21:11.367
22		1:46.753	37.686	39.130	29.937	231.2	11:33:32.485								
23		2:09.279 P	41.038	42.711	45.530	231.7	11:35:41.764								





Hungaroring
International GT Open
Free Practice - 1
Lap Analysis



65 Heiko Neumann Mercedes AMG GT3 EVO						66 Stewart Proctor McLaren 720S GT3									
AM Timo Rumpfkeil			Team Motopark			PROAM Steven Gray			Greystone GT						
Lap	D	Time	Sector 1	Sector 2	Sector 3	T. Spd	Elapsed	Lap	D	Time	Sector 1	Sector 2	Sector 3	T. Spd	Elapsed
1		10:35:37.802	10:34:21.823	42.750	33.229		10:35:37.802	1		10:35:23.422 P	10:34:07.415	42.113	33.894		10:35:23.422
2		1:50.399	38.644	41.117	30.638	227.8	10:37:28.201	2		3:23.335	2:08.678	39.361	35.296		10:38:46.757
3		1:50.305	39.497	40.532	30.276	229.2	10:39:18.506	3		1:47.477	39.016	38.677	29.784	227.3	10:40:34.234
4		1:48.271	38.499	39.738	30.034	227.8	10:41:06.777	4		1:46.054	37.822	38.690	29.542	229.7	10:42:20.288
5		1:49.395	38.463	40.835	30.097	228.3	10:42:56.172	5		1:46.076	37.738	38.736	29.602	230.7	10:44:06.364
6		1:47.900	38.096	39.247	30.557	229.7	10:44:44.072	6		1:49.052 P	37.710	38.647	32.695	229.7	10:45:55.416
7		1:49.734	38.840	39.399	31.495	227.8	10:46:33.806	7		5:22.725	3:50.359	54.339	38.027		10:51:18.141
8		1:53.599 P	38.944	40.157	34.498	225.4	10:48:27.405	8		2:12.441	43.954	50.983	37.504	223.6	10:53:30.582
9		5:37.437	4:27.595	40.123	29.719		10:54:04.842	9		2:14.992	42.942	53.666	38.384	221.3	10:55:45.574
10		1:48.375	38.325	39.237	30.813	229.2	10:55:53.217	10		2:11.340	41.137	50.989	39.214	221.7	10:57:56.914
11		1:52.520	38.752	40.968	32.800	227.3	10:57:45.737	11		2:06.581	48.185	45.439	32.957	181.5	11:00:03.495
12		1:47.332	38.162	39.553	29.617	229.7	10:59:33.069	12		1:55.532	39.690	43.753	32.089	226.8	11:01:59.027
13		1:46.874	38.102	38.952	29.820	230.7	11:01:19.943	13		1:53.452	38.936	43.293	31.223	228.3	11:03:52.479
14		1:46.843	38.230	38.996	29.617	230.2	11:03:06.786	14		1:52.837	39.385	42.278	31.174	230.7	11:05:45.316
15		1:50.714 P	37.873	38.836	34.005	230.7	11:04:57.500	15		1:53.474	38.840	41.807	32.827	227.8	11:07:38.790
16		8:24.532	7:13.389	40.391	30.752		11:13:22.032	16		2:14.587 P	40.567	49.858	44.162	229.7	11:09:53.377
17		1:47.914	38.393	39.620	29.901	228.3	11:15:09.946	17		5:03.692	3:43.859	45.367	34.466		11:14:57.069
18		1:48.152	38.080	39.094	30.978	228.3	11:16:58.098	18		1:54.255	39.378	42.524	32.353	223.6	11:16:51.324
19		1:49.141	38.745	39.967	30.429	229.2	11:18:47.239	19		1:53.611	39.523	42.688	31.400	225.9	11:18:44.935
20		1:49.482	38.828	39.750	30.904	229.2	11:20:36.721	20		1:51.593	38.860	41.699	31.034	226.8	11:20:36.528
21		1:58.834 P	44.298	41.066	33.470	228.8	11:22:35.555	21		1:51.061	38.825	41.008	31.228	228.8	11:22:27.589
22		3:59.745	2:20.869	1:07.965	30.911		11:26:35.300	22		2:20.352	38.826	52.537	48.989	228.3	11:24:47.941
23		1:47.606	38.340	39.399	29.867	227.3	11:28:22.906	23		2:36.276	1:17.368	47.057	31.851	80.5	11:27:24.217
24		1:47.914	37.999	39.534	30.381	229.2	11:30:10.820	24		1:52.423	38.878	41.224	32.321	226.4	11:29:16.640
25		1:47.251	37.724	39.332	30.195	228.8	11:31:58.071	25		1:55.431	39.051	43.331	33.049	228.3	11:31:12.071
26		1:51.617 P	38.509	39.382	33.726	228.3	11:33:49.688	26		1:55.271	39.067	43.631	32.573	228.3	11:33:07.342
								27		2:15.117 P	45.911	46.469	42.737	185.5	11:35:22.459





Hungaroring
International GT Open
Free Practice - 1
Lap Analysis



69

Michael Blanchemain

Mercedes AMG GT3 EVO

88

Gino Forgione

Ferrari 296 GT3

PROAM

Jim Pla

Scuderia Villorba Corse

PROAM

Michele Rugolo

Spirit of Race

Lap	D	Time	Sector 1	Sector 2	Sector 3	T. Spd	Elapsed	Lap	D	Time	Sector 1	Sector 2	Sector 3	T. Spd	Elapsed
1		10:35:36.701	10:34:22.272	41.444	32.985		10:35:36.701	1		10:35:30.898	10:34:15.565	44.644	30.689		10:35:30.898
2		1:50.377	38.748	40.780	30.849	227.8	10:37:27.078	2		2:02.698 P	42.981	43.397	36.320	198.1	10:37:33.596
3		1:59.570 P	39.102	43.667	36.801	228.3	10:39:26.648	3		4:01.205	2:52.015	39.705	29.485		10:41:34.801
4		1:46.424	3:06.093	40.315	30.016		10:43:43.072	4		1:46.686	38.020	39.347	29.319	233.7	10:43:21.487
5		1:50.393	38.392	39.518	32.483	228.3	10:45:33.465	5		1:50.697	37.257	39.484	33.956	233.2	10:45:12.184
6		1:48.286	38.323	39.902	30.061	228.3	10:47:21.751	6		1:45.674	37.283	39.039	29.352	232.2	10:46:57.858
7		1:47.758	38.191	39.452	30.115	228.3	10:49:09.509	7		1:57.262	43.014	42.573	31.675	233.7	10:48:55.120
8		1:47.814	38.254	39.647	29.913	228.8	10:50:57.323	8		1:45.532	37.414	38.804	29.314	233.2	10:50:40.652
9		1:52.915 P	38.531	40.113	34.271	229.2	10:52:50.238	9		1:50.234 P	37.480	39.081	33.673	234.7	10:52:30.886
10		5:41.839	4:31.551	40.156	30.132		10:58:32.077	10		7:16.924	6:02.179	43.325	31.420		10:59:47.810
11		1:48.002	38.245	39.480	30.277	229.7	11:00:20.079	11		1:52.521	39.255	41.155	32.111	228.8	11:01:40.331
12		1:57.365 P	38.779	40.198	38.388	229.2	11:02:17.444	12		1:52.637	39.949	41.633	31.055	226.4	11:03:32.968
13		5:35.974	4:25.929	40.052	29.993		11:07:53.418	13		1:48.029	38.529	40.056	30.344	230.2	11:05:21.897
14		1:47.777	38.331	39.474	29.972	228.8	11:09:41.195	14		1:51.614	38.946	40.559	32.109	229.7	11:07:13.511
15		1:47.522	38.107	39.418	29.997	229.2	11:11:28.717	15		1:48.786	38.506	40.050	30.230	229.7	11:09:02.297
16		1:58.569 P	38.088	39.799	40.682	229.2	11:13:27.286	16		1:48.783	38.020	40.388	30.375	231.7	11:10:51.080
17		5:25.134	4:08.573	44.460	32.101		11:18:52.420	17		1:49.452	38.218	40.097	31.137	230.7	11:12:40.532
18		1:53.018	39.252	42.588	31.178	225.0	11:20:45.438	18		1:49.416	38.388	40.037	30.991	231.2	11:14:29.948
19		1:52.124	39.722	41.436	30.966	226.8	11:22:37.562	19		1:54.639 P	38.195	40.621	35.823	230.7	11:16:24.587
20		2:26.703	40.020	57.186	49.497	226.8	11:25:04.265	20		5:05.344	3:55.350	39.833	30.161		11:21:29.931
21		2:22.357	1:08.726	42.863	30.768	80.2	11:27:26.622	21		1:48.699	38.317	40.044	30.338	231.2	11:23:18.630
22		1:51.673	38.836	42.365	30.472	226.4	11:29:18.295	22		2:52.707	59.522	1:08.592	44.593	230.7	11:26:11.337
23		1:51.539	38.437	42.233	30.869	228.3	11:31:09.834	23		1:49.351	38.754	40.488	30.109	227.3	11:28:00.688
24		1:48.862	38.453	40.164	30.245	228.3	11:32:58.696	24		1:50.409	38.993	40.579	30.837	231.2	11:29:51.097
25		2:06.518 P	42.206	46.605	37.707	228.3	11:35:05.214	25		1:48.130	38.106	39.992	30.032	229.7	11:31:39.227
26								26		1:48.567	37.804	40.508	30.255	231.2	11:33:27.794
27								27		2:06.390 P	40.487	41.849	44.054	191.8	11:35:34.184

75

Filip Salaquarda

Audi R8 LMS GT3 Evo II

PROAM

Libor Milota

ISR Racing

Lap	D	Time	Sector 1	Sector 2	Sector 3	T. Spd	Elapsed
1		10:41:02.160	10:39:51.139	40.566	30.455		10:41:02.160
2		1:47.822	37.735	40.217	29.870	228.8	10:42:49.982
3		1:47.638	38.456	39.415	29.767	230.7	10:44:37.620
4		1:46.076	37.669	38.793	29.614	230.7	10:46:23.696
5		1:51.832 P	38.138	39.490	34.204	229.7	10:48:15.528
6		4:08.692	2:58.855	39.075	30.762		10:52:24.220
7		1:45.307	37.411	38.593	29.303	230.7	10:54:09.527
8		1:51.792	37.811	38.902	35.079	233.7	10:56:01.319
9		1:51.883	37.978	38.842	35.063	224.0	10:57:53.202
10		1:45.297	37.311	38.556	29.430	231.7	10:59:38.499
11		1:49.037	37.476	39.514	32.047	234.2	11:01:27.536
12		1:45.585	37.400	38.741	29.444	232.2	11:03:13.121
13		1:52.902 P	37.897	40.123	34.882	232.7	11:05:06.023
14		3:23.226	2:08.219	42.827	32.180		11:08:29.249
15		1:50.995	38.640	41.569	30.786	227.8	11:10:20.244
16		1:58.932 P	38.706	41.186	39.040	228.8	11:12:19.176
17		8:07.558	6:55.956	41.032	30.570		11:20:26.734
18		1:48.547	38.142	40.096	30.309	228.3	11:22:15.281
19		2:16.703 P	40.724	44.985	50.994	230.7	11:24:31.984
20		4:33.874	3:22.427	41.083	30.364		11:29:05.858
21		1:48.473	37.967	40.407	30.099	229.7	11:30:54.331
22		1:48.016	37.794	40.013	30.209	229.2	11:32:42.347
23		1:47.160	37.534	39.606	30.020	231.2	11:34:29.507
24		2:07.828 P	43.386	47.089	37.353	230.2	11:36:37.335





Hungaroring
International GT Open
Free Practice - 1
Lap Analysis



95 Morten Strömsted Mercedes AMG GT3 EVO							96 Lukas Dunner Mercedes AMG GT3 EVO								
PROAM Thomas Ikin			Team Motopark				PRO Lorenzo Fluxá			Team Motopark					
Lap	D	Time	Sector 1	Sector 2	Sector 3	T. Spd	Elapsed	Lap	D	Time	Sector 1	Sector 2	Sector 3	T. Spd	Elapsed
1		10:35:31.530	10:34:18.383	42.757	30.390		10:35:31.530	1		10:35:00.510 P	10:33:45.198	40.637	34.675		10:35:00.510
2		1:50.323	38.419	41.470	30.434	230.7	10:37:21.853	2		3:08.163	1:58.697	39.615	29.851		10:38:08.673
3		1:47.658	38.090	39.655	29.913	229.7	10:39:09.511	3		1:47.127	38.199	39.253	29.675	227.3	10:39:55.800
4		1:45.806	37.589	38.539	29.678	230.2	10:40:55.317	4		1:46.792	37.850	39.475	29.467	230.2	10:41:42.592
5		1:46.041	37.611	38.886	29.544	231.2	10:42:41.358	5		1:45.989	37.747	38.794	29.448	229.7	10:43:28.581
6		1:46.020	37.542	38.684	29.794	231.7	10:44:27.378	6		1:45.733	37.659	38.712	29.362	229.7	10:45:14.314
7		1:46.977	37.483	38.532	30.962	230.7	10:46:14.355	7		1:45.767	37.485	38.767	29.515	230.7	10:47:00.081
8		1:51.033 P	37.584	39.310	34.139	231.2	10:48:05.388	8		1:45.701	37.606	38.688	29.407	230.7	10:48:45.782
9		6:26.394	5:16.489	39.858	30.047		10:54:31.782	9		1:45.516	37.514	38.588	29.414	230.7	10:50:31.298
10		1:46.381	37.418	38.539	30.424	231.2	10:56:18.163	10		1:49.986 P	37.771	39.407	32.808	231.2	10:52:21.284
11		1:45.708	37.644	38.617	29.447	229.2	10:58:03.871	11		3:30.541	2:13.925	44.336	32.280		10:55:51.825
12		1:47.276	37.427	38.844	31.005	232.7	10:59:51.147	12		1:51.473	38.635	42.002	30.836	227.3	10:57:43.298
13		2:05.287	44.986	43.626	36.675	179.1	11:01:56.434	13		1:47.405	38.091	39.385	29.929	230.7	10:59:30.703
14		1:44.996	37.378	38.255	29.363	231.2	11:03:41.430	14		1:46.595	37.783	39.152	29.660	231.2	11:01:17.298
15		1:51.976 P	37.363	40.828	33.785	232.2	11:05:33.406	15		1:46.749	37.559	39.294	29.866	231.2	11:03:04.017
16		6:43.781	5:31.491	41.393	30.897		11:12:17.187	16		1:52.750 P	37.510	39.775	35.465	230.7	11:04:56.767
17		1:50.167	39.047	40.779	30.341	224.0	11:14:07.354	17		6:06.449	4:56.197	40.690	29.562		11:11:03.216
18		1:51.307	38.654	42.281	30.372	228.8	11:15:58.661	18		1:45.108	37.287	38.505	29.316	230.7	11:12:48.324
19		1:49.148	38.444	40.494	30.210	228.8	11:17:47.809	19		1:56.067	41.359	42.061	32.647	231.7	11:14:44.391
20		1:49.176	38.713	40.232	30.231	229.2	11:19:36.985	20		1:44.785	37.278	38.158	29.349	230.2	11:16:29.176
21		1:48.713	38.273	40.210	30.230	228.3	11:21:25.698	21		1:50.512 P	38.026	38.389	34.097	231.2	11:18:19.688
22		1:48.703	38.538	40.090	30.075	229.7	11:23:14.401	22		5:42.608	4:14.044	41.877	46.687		11:24:02.296
23		2:52.829	54.319	1:09.880	48.630	229.7	11:26:07.230	23		2:56.807	1:30.213	55.609	30.985	59.5	11:26:59.103
24		1:52.950	40.845	40.421	31.684	210.1	11:28:00.180	24		1:48.041	37.666	39.188	31.187	228.8	11:28:47.144
25		1:49.414	38.952	40.146	30.316	228.3	11:29:49.594	25		4:53.484 P	37.438	39.825	35.918	230.7	11:30:40.325
26		1:48.174	38.241	39.789	30.144	229.2	11:31:37.768								
27		1:49.279	38.114	40.849	30.316	230.7	11:33:27.047								
28		2:04.683 P	38.030	40.112	46.541	228.8	11:35:31.730								

99 Florian Scholze Audi R8 LMS GT3 Evo II							
PROAM Alex Arkin Aka			Tresor Attempto Racing				
Lap	D	Time	Sector 1	Sector 2	Sector 3	T. Spd	Elapsed

1		10:35:04.277	10:33:51.161	39.667	33.449		10:35:04.277
2		1:48.483	38.011	40.497	29.975	229.2	10:36:52.760
3		1:46.354	37.654	38.874	29.823	230.2	10:38:39.111
4		1:45.485	37.725	38.452	29.308	230.7	10:40:24.596
5		1:45.439	37.515	38.376	29.548	229.7	10:42:10.035
6		1:51.664 P	37.510	40.644	33.510	232.2	10:44:01.699
7		3:33.713	2:22.777	38.794	32.142		10:47:35.412
8		1:45.579	37.535	38.633	29.402	230.2	10:49:20.982
9		1:50.345 P	37.619	39.721	33.005	230.7	10:51:11.327
10		7:39.464	6:25.782	42.728	30.951		10:58:50.788
11		1:51.001	39.125	41.084	30.792	226.8	11:00:41.789
12		1:49.999	38.647	40.790	30.562	225.9	11:02:31.788
13		1:51.024	39.445	41.097	30.482	226.8	11:04:22.812
14		1:51.422	38.592	41.960	30.870	230.2	11:06:14.234
15		1:52.812	39.402	42.468	30.942	228.3	11:08:07.046
16		1:49.681	38.531	40.346	30.804	227.8	11:09:56.727
17		1:59.220 P	38.511	43.257	37.452	227.8	11:11:55.947
18		4:55.088	3:41.981	41.637	31.470		11:16:51.035
19		1:50.110	38.692	40.621	30.797	226.4	11:18:41.145
20		1:49.203	38.495	40.260	30.448	226.4	11:20:30.348
21		1:52.040	40.243	41.259	30.538	223.6	11:22:22.388
22		2:47.396	38.569	49.204	49.623	225.4	11:24:39.784
23		2:34.704	1:16.477	47.370	30.857	81.5	11:27:14.488
24		1:49.810	38.766	40.300	30.744	227.8	11:29:04.298
25		4:55.399 P	38.673	40.351	36.375	228.3	11:30:59.697



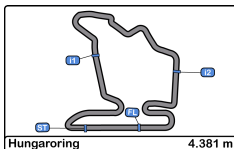


Hungaroring
International GT Open
Free Practice - 1
Lap Analysis



777						786									
PROAM			Karol Basz			Olimp Racing			AM			GetSpeed			
Lap	D	Time	Sector 1	Sector 2	Sector 3	T. Spd	Elapsed	Lap	D	Time	Sector 1	Sector 2	Sector 3	T. Spd	Elapsed
1		10:35:05.349	10:33:55.962	39.600	29.787		10:35:05.349	1		10:48:02.984	10:46:53.542	39.523	29.919		10:48:02.984
2		1:46.164	37.857	38.756	29.551	231.7	10:36:51.513	2		1:47.025	37.774	39.140	30.111	228.3	10:49:50.009
3		1:45.864	37.511	38.886	29.467	231.7	10:38:37.377	3		1:46.953	38.049	39.051	29.853	229.7	10:51:36.962
4		1:55.321	37.560	41.980	35.781	231.7	10:40:32.698	4		1:46.505	37.833	38.972	29.700	229.7	10:53:23.467
5		1:46.534	38.505	38.606	29.423	232.7	10:42:19.232	5		1:45.692	37.602	38.559	29.531	229.2	10:55:09.159
6		1:45.529	37.342	38.536	29.651	232.2	10:44:04.761	6		1:47.373	37.553	38.792	31.028	230.2	10:56:56.532
7		1:45.376	37.349	38.641	29.386	230.7	10:45:50.137	7		1:48.634	38.309	39.954	30.371	226.8	10:58:45.166
8		1:50.426 P	38.117	39.158	33.151	232.2	10:47:40.563	8		1:45.911	37.474	38.666	29.771	230.7	11:00:31.077
9		4:16.838	3:04.019	41.867	30.952		10:51:57.401	9		1:47.948	38.589	39.209	30.150	230.2	11:02:19.025
10		1:49.352	38.542	40.291	30.519	229.7	10:53:46.753	10		1:50.470 P	37.872	39.469	33.129	228.8	11:04:09.495
11		1:49.144	38.016	40.040	31.088	232.2	10:55:35.897	11		3:03.241	1:52.001	40.270	30.970		11:07:12.736
12		1:48.730	38.034	39.854	30.842	227.3	10:57:24.627	12		1:48.571	38.192	40.127	30.252	227.8	11:09:01.307
13		1:47.786	37.949	39.759	30.078	229.7	10:59:12.413	13		1:47.681	38.156	39.338	30.187	228.8	11:10:48.988
14		1:48.305	38.106	40.077	30.122	231.7	11:01:00.718	14		1:47.612	38.207	39.507	29.898	228.8	11:12:36.600
15		1:47.743	38.212	39.648	29.883	232.2	11:02:48.461	15		1:49.847	39.566	40.067	30.214	230.2	11:14:26.447
16		1:47.143	37.846	39.444	29.853	232.2	11:04:35.604	16		1:47.060	37.764	39.236	30.060	229.7	11:16:13.507
17		1:47.407	37.957	39.529	29.921	232.2	11:06:23.011	17		2:18.463	37.839	40.323	1:00.301	230.2	11:18:31.970
18		1:47.422	37.719	39.805	29.898	231.2	11:08:10.433	18		1:50.090	39.866	39.668	30.556	210.1	11:20:22.060
19		1:56.227 P	37.628	39.996	38.603	232.2	11:10:06.660	19		1:48.489	38.192	39.916	30.381	229.7	11:22:10.549
20		3:21.844 P	2:02.857	40.843	38.144		11:13:28.504	20		2:00.644	38.834	39.453	42.354	230.2	11:24:11.190
21		3:33.610	2:17.268	40.800	35.542		11:17:02.114	21		2:51.067	1:24.719	53.610	32.738	65.4	11:27:02.257
22		1:49.146	38.349	40.470	30.327	229.7	11:18:51.260	22		1:49.157	38.318	40.406	30.433	226.8	11:28:51.414
23		1:47.296	37.623	39.702	29.971	231.2	11:20:38.556	23		1:47.949	38.089	39.532	30.328	229.7	11:30:39.363
24		1:52.449	41.373	40.555	30.521	230.2	11:22:31.005	24		1:47.486	38.137	39.369	29.980	229.7	11:32:26.849
25		2:21.248	37.881	53.271	50.096	232.2	11:24:52.253	25		1:47.787	38.142	39.494	30.151	230.7	11:34:14.636
26		2:33.670	1:17.624	42.671	33.375	79.1	11:27:25.923	26		1:57.924 P	38.451	40.612	38.861	231.7	11:36:12.560
27		1:49.241	38.471	40.347	30.423	226.8	11:29:15.164								
28		1:49.572	37.596	41.663	30.313	230.7	11:31:04.736								
29		1:58.046 P	37.759	40.358	39.929	231.7	11:33:02.782								



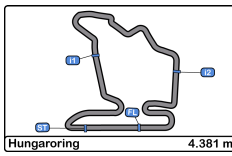


Hungaroring
International GT Open
Free Practice - 1
Best Sectors Results



Sector - 1			Sector - 2			Sector - 3			Ideal Lap vs Best Lap		
Clas	Nº Driver	Time	Nº Driver	Time	Nº Driver	Time	Clas	Nº Driver	Ideal Lap	Best Lap	Clas
1	15 Bergström - Menzel	37.190	25 Cozzi - Donno	37.974	12 Hash - Fontana	29.133	1	12 Hash - Fontana	1:44.645	1:44.865	2
2	12 Hash - Fontana	37.215	96 Dunner - Fluxá	38.158	17 Menchaca - Siebert	29.242	2	25 Cozzi - Donno	1:44.732	1:44.875	3
3	9 Bartone - Schiller	37.237	95 Strömsted - Ikin	38.255	75 Salaquarda - Milota	29.303	3	96 Dunner - Fluxá	1:44.752	1:44.785	1
4	1 Reicher - Haase	37.239	12 Hash - Fontana	38.297	99 Scholze - Arkin Aka	29.308	4	17 Menchaca - Siebert	1:44.973	1:45.066	5
5	6 Pierburg - Walker	37.249	9 Bartone - Schiller	38.304	88 Forgione - Rugolo	29.314	5	95 Strömsted - Ikin	1:44.981	1:44.996	4
6	88 Forgione - Rugolo	37.257	1 Reicher - Haase	38.327	96 Dunner - Fluxá	29.316	6	9 Bartone - Schiller	1:44.985	1:45.347	9
7	96 Dunner - Fluxá	37.278	17 Menchaca - Siebert	38.376	95 Strömsted - Ikin	29.363	7	1 Reicher - Haase	1:45.132	1:45.272	7
8	75 Salaquarda - Milota	37.311	99 Scholze - Arkin Aka	38.376	15 Bergström - Menzel	29.375	8	15 Bergström - Menzel	1:45.170	1:45.170	6
9	25 Cozzi - Donno	37.341	20 Baumann - Pitamber	38.471	777 Jedlinski - Basz	29.386	9	75 Salaquarda - Milota	1:45.170	1:45.297	8
10	777 Jedlinski - Basz	37.342	27 Pulcini - Cheever	38.522	25 Cozzi - Donno	29.417	10	99 Scholze - Arkin Aka	1:45.194	1:48.483	30
11	17 Menchaca - Siebert	37.355	777 Jedlinski - Basz	38.536	9 Bartone - Schiller	29.444	11	777 Jedlinski - Basz	1:45.264	1:45.376	10
12	11 Kirchmayr - Fumanelli	37.355	75 Salaquarda - Milota	38.556	6 Pierburg - Walker	29.458	12	6 Pierburg - Walker	1:45.353	1:45.477	11
13	95 Strömsted - Ikin	37.363	786 Kiki - Osieka	38.559	20 Baumann - Pitamber	29.473	13	20 Baumann - Pitamber	1:45.364	1:45.576	13
14	10 Deledda - Paul	37.373	15 Bergström - Menzel	38.605	27 Pulcini - Cheever	29.474	14	88 Forgione - Rugolo	1:45.375	1:45.532	12
15	5 Jedlinski - Korzeniowski	37.419	6 Pierburg - Walker	38.646	786 Kiki - Osieka	29.531	15	27 Pulcini - Cheever	1:45.513	1:45.778	15
16	20 Baumann - Pitamber	37.420	66 Proctor - Gray	38.647	66 Proctor - Gray	29.542	16	786 Kiki - Osieka	1:45.564	1:45.692	14
17	51 Marinangeli - Abril	37.447	11 Kirchmayr - Fumanelli	38.648	51 Marinangeli - Abril	29.544	17	11 Kirchmayr - Fumanelli	1:45.653	1:45.794	17
18	786 Kiki - Osieka	37.474	54 Müller - Mettler	38.655	54 Müller - Mettler	29.555	18	10 Deledda - Paul	1:45.691	1:45.998	18
19	99 Scholze - Arkin Aka	37.510	10 Deledda - Paul	38.763	10 Deledda - Paul	29.555	19	54 Müller - Mettler	1:45.745	1:46.099	20
20	27 Pulcini - Cheever	37.517	51 Marinangeli - Abril	38.789	1 Reicher - Haase	29.566	20	51 Marinangeli - Abril	1:45.780	1:45.780	16
21	54 Müller - Mettler	37.535	88 Forgione - Rugolo	38.804	65 Neumann - Rumpfkeil	29.617	21	66 Proctor - Gray	1:45.899	1:46.076	19
22	16 Hahn - Khodair	37.599	65 Neumann - Rumpfkeil	38.836	11 Kirchmayr - Fumanelli	29.650	22	16 Hahn - Khodair	1:46.164	1:46.336	21
23	19 Moretti - Petrov	37.701	63 Connor Primm - Pulcini	38.889	16 Hahn - Khodair	29.663	23	65 Neumann - Rumpfkeil	1:46.177	1:46.843	23
24	66 Proctor - Gray	37.710	16 Hahn - Khodair	38.902	19 Moretti - Petrov	29.737	24	5 Jedlinski - Korzeniowski	1:46.424	1:47.121	24
25	65 Neumann - Rumpfkeil	37.724	19 Moretti - Petrov	39.003	7 Mardini - Persson	29.787	25	19 Moretti - Petrov	1:46.441	1:46.532	22
26	43 Dániel Nagy	37.742	5 Jedlinski - Korzeniowski	39.157	8 Giuseppe Cipriani	29.822	26	63 Connor Primm - Pulcini	1:46.705	1:47.243	26
27	63 Connor Primm - Pulcini	37.855	43 Dániel Nagy	39.261	5 Jedlinski - Korzeniowski	29.848	27	43 Dániel Nagy	1:46.851	1:47.130	25
28	8 Giuseppe Cipriani	37.983	8 Giuseppe Cipriani	39.275	43 Dániel Nagy	29.848	28	8 Giuseppe Cipriani	1:47.080	1:47.511	28
29	7 Mardini - Persson	38.014	7 Mardini - Persson	39.288	69 Blanchemain - Pla	29.913	29	7 Mardini - Persson	1:47.089	1:47.392	27
30	69 Blanchemain - Pla	38.088	69 Blanchemain - Pla	39.418	63 Connor Primm - Pulcini	29.961	30	69 Blanchemain - Pla	1:47.419	1:47.522	29



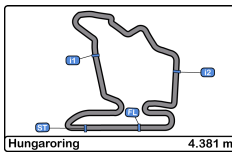


Hungaroring
International GT Open
Free Practice - 1
Best 5 Lap Times



Cl	N°	Entrant/Team	Nat	Driver 1	Nat	Driver 2	Nat	Vehicle	Cat	Cl	Best 1		Best 2		Best 3		Best 4		Best 5	
											Time	Lap	Time	Lap	Time	Lap	Time	Lap	Time	Lap
1	96	Team Motopark	DEU	Lukas Dunner	AUT	Lorenzo Fluxá	ESP	Mercedes AMG GT3 EVO	PRO	1	1:44.785	20	1:45.108	18	1:45.516	9	1:45.701	8	1:45.733	6
2	12	Car Collection Motorsport	DEU	Hash	USA	Alex Fontana	CHE	Porsche 911 GT3 R (992)	PROAM	1	1:44.865	10	1:44.952	9	1:45.241	8	1:45.776	13	1:47.081	4
3	25	AF Corse	ITA	Alessandro Cozzi	MCO	Eliseo Donno	ITA	Ferrari 296 GT3	PROAM	2	1:44.875	26	1:45.594	25	1:46.614	7	1:46.694	6	1:48.765	19
4	95	Team Motopark	DEU	Morten Strömsted	DNK	Thomas Ikin	GBR	Mercedes AMG GT3 EVO	PROAM	3	1:44.996	14	1:45.806	4	1:46.020	6	1:46.041	5	1:46.381	10
5	17	Team Motopark	DEU	Diego Menchaca	MEX	Marcos Siebert	ARG	Mercedes AMG GT3 EVO	PRO	2	1:45.066	27	1:45.482	11	1:45.557	26	1:45.902	10	1:46.048	7
6	15	Car Collection Motorsport	DEU	Gustav Bergström	SWE	Nico Menzel	DEU	Porsche 911 GT3 R (992)	PRO	3	1:45.170	11	1:46.398	10	1:46.739	9	1:49.042	3	1:49.653	4
7	1	Eastalent Racing	AUT	Simon Reicher	AUT	Christopher Haase	DEU	Audi R8 LMS GT3 Evo II	PRO	4	1:45.272	11	1:45.467	6	1:45.498	28	1:45.750	4	1:45.782	9
8	75	ISR Racing	CZE	Filip Salaquarda	CZE	Libor Milota	CZE	Audi R8 LMS GT3 Evo II	PROAM	4	1:45.297	10	1:47.160	23	1:47.638	3	1:47.822	2	1:48.016	22
9	9	GetSpeed	DEU	Anthony Bartone	USA	Fabian Schiller	DEU	Mercedes AMG GT3 EVO	PRO	5	1:45.347	13	1:45.388	12	1:47.076	22	1:47.179	20	1:47.283	8
10	777	Olimp Racing	POL	Marcin Jedlinski	POL	Karol Basz	POL	Audi R8 LMS GT3 Evo II	PROAM	5	1:45.376	7	1:45.529	6	1:45.864	3	1:46.164	2	1:46.534	5
11	6	GetSpeed	DEU	Valentin Pierburg	DEU	Aaron Walker	GBR	Mercedes AMG GT3 EVO	PROAM	6	1:45.477	10	1:45.869	9	1:46.090	11	1:46.092	7	1:46.214	13
12	88	Spirit of Race	CHE	Gino Forgione	CHE	Michele Rugolo	ITA	Ferrari 296 GT3	PROAM	7	1:45.532	8	1:45.674	6	1:46.686	4	1:48.130	25	1:48.567	26
13	20	SPS Automotive Performance	DEU	Dominik Baumann	AUT	Mikaeel Pitamber	ZAF	Mercedes AMG GT3 EVO	PRO	6	1:45.576	18	1:45.707	13	1:46.110	12	1:46.463	26	1:46.946	24
14	786	GetSpeed	DEU	Kiki Sak Nana	THA	Adam Osieka	DEU	Mercedes AMG GT3 EVO	AM	1	1:45.692	5	1:45.911	8	1:46.505	4	1:46.953	3	1:47.025	2
15	27	Spirit of Race	CHE	Marco Pulcini	MCO	Eddie Cheever	ITA	Ferrari 296 GT3	PROAM	8	1:45.778	17	1:46.017	24	1:46.096	23	1:46.127	14	1:46.644	6
16	51	Spirit of Race	CHE	Nicola Marinangeli	ITA	Vincent Abril	ITA	Ferrari 296 GT3	PRO	7	1:45.780	9	1:46.347	6	1:46.586	21	1:46.753	22	1:47.006	5
17	11	racing one	DEU	Ernst Kirchmayr	AUT	David Fumanelli	ITA	Ferrari 296 GT3	PROAM	9	1:45.794	13	1:46.061	9	1:46.147	12	1:47.198	8	1:48.393	4
18	10	Oregon Team	ITA	Alessio Deledda	ITA	Maximilian Paul	DEU	Lamborghini Huracan GT3 EVO2	PRO	8	1:45.998	9	1:46.411	6	1:46.721	5	1:47.589	15	1:47.892	3
19	66	Greystone GT	GBR	Stewart Proctor	GBR	Steven Gray	GBR	McLaren 720S GT3	PROAM	10	1:46.076	5	1:47.477	3	1:49.052	6	1:51.061	21	1:51.593	20
20	54	CBRX by SPS	DEU	Dexter Müller	CHE	Yannick Mettler	CHE	Mercedes AMG GT3 EVO	PROAM	11	1:46.099	8	1:46.317	15	1:46.596	12	1:47.329	9	1:52.326	20
21	16	AF Corse	ITA	Marcelo Hahn	BRA	Allam Khodair	BRA	Ferrari 296 GT3	PROAM	12	1:46.336	9	1:46.376	13	1:46.395	14	1:46.454	17	1:46.931	12
22	19	Oregon Team	ITA	Marzio Moretti	ITA	Artem Petrov	ISR	Lamborghini Huracan GT3 EVO2	PRO	9	1:46.532	20	1:46.703	21	1:46.929	18	1:47.029	22	1:47.205	29
23	65	Team Motopark	DEU	Heiko Neumann	DEU	Timo Rumpfkeil	DEU	Mercedes AMG GT3 EVO	AM	2	1:46.843	14	1:46.874	13	1:47.251	25	1:47.332	12	1:47.606	23
24	5	Olimp Racing	POL	Stanislaw Jedlinski	POL	Krystian Korzeniowski	POL	Ferrari 296 GT3	AM	3	1:47.121	4	1:47.294	8	1:47.474	2	1:51.253	10	2:01.795	16
25	43	Zengő Motorsport	HUN	Dániel Nagy	HUN			Mercedes AMG GT3 EVO	PROAM	13	1:47.130	27	1:47.421	26	1:47.523	19	1:47.663	18	1:47.748	14
26	63	Oregon Team	ITA	Simon Connor Primm	DEU	Leonardo Pulcini	ITA	Lamborghini Huracan GT3 EVO2	PRO	10	1:47.243	5	1:47.301	17	1:47.366	19	1:47.690	16	1:48.205	14
27	7	Car Collection Motorsport	DEU	Bashar Mardini	CAN	Emil Persson	SWE	Porsche 911 GT3 R (992)	PROAM	14	1:47.392	12	1:47.636	18	1:47.774	22	1:47.797	19	1:48.168	10
28	8	Il Barone Rampante	ITA	Giuseppe Cipriani	ITA			Lamborghini Huracan GT3 EVO	AM	4	1:47.511	15	1:47.966	14	1:48.140	12	1:48.155	13	1:48.192	18
29	69	Scuderia Villorba Corse	ITA	Michael Blanchemain	FRA	Jim Pla	FRA	Mercedes AMG GT3 EVO	PROAM	15	1:47.522	15	1:47.758	7	1:47.777	14	1:48.002	11	1:48.862	24
30	99	Tresor Attempto Racing	DEU	Florian Scholze	DEU	Alex Arkin Aka	DEU	Audi R8 LMS GT3 Evo II	PROAM	16	1:48.483	2	1:49.203	20	1:49.681	16	1:49.810	24	1:49.999	12



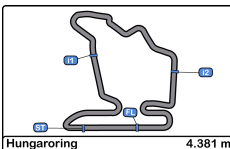


Hungaroring
International GT Open
Free Practice - 1
Best 5 Top Speeds



Cl	N°	Entrant/Team	Nat	Driver 1	Nat	Driver 2	Nat	Vehicle	Cat	Cl	Top 1		Top 2		Top 3		Top 4		Top 5		Avg
											Km/h	Lap	Km/h	Lap	Km/h	Lap	Km/h	Lap	Km/h	Lap	
1	88	Spirit of Race	CH	Gino Forgiione	CH	Michele Rugolo	IT	Ferrari 296 GT3	PROAM	1	234.7	9	233.7	4	233.7	7	233.2	5	233.2	8	233.7
2	10	Oregon Team	IT	Alessio Deledda	IT	Maximilian Paul	DE	Lamborghini Huracan GT3 EVO2	PRO	1	234.2	5	234.2	10	234.2	11	233.7	6	233.2	4	233.9
3	75	ISR Racing	CZ	Filip Salaquarda	CZ	Libor Milota	CZ	Audi R8 LMS GT3 Evo II	PROAM	2	234.2	11	233.7	8	232.7	13	232.2	12	231.7	10	232.9
4	1	Eastalent Racing	DE	Simon Reicher	DE	Christopher Haase	DE	Audi R8 LMS GT3 Evo II	PRO	2	233.7	5	233.7	7	233.7	9	233.7	11	233.7	12	233.7
5	11	racing one	DE	Ernst Kirchmayr	DE	David Fumanelli	IT	Ferrari 296 GT3	PROAM	3	233.7	5	233.2	12	233.2	13	233.2	23	232.7	10	233.2
6	16	AF Corse	IT	Marcelo Hahn	BR	Allam Khodair	BR	Ferrari 296 GT3	PROAM	4	233.2	10	233.2	13	232.7	15	232.2	9	232.2	14	232.7
7	25	AF Corse	IT	Alessandro Cozzi	MC	Eliseo Donno	IT	Ferrari 296 GT3	PROAM	5	233.2	26	233.2	27	232.7	24	232.2	5	232.2	6	232.7
8	5	Olimp Racing	PL	Stanislaw Jedlinski	PL	Krystian Korzeniowski	PL	Ferrari 296 GT3	AM	1	232.7	9	231.7	5	231.7	8	231.2	3	231.2	6	231.7
9	6	GetSpeed	DE	Valentin Pierburg	DE	Aaron Walker	GB	Mercedes AMG GT3 EVO	PROAM	6	232.7	24	232.2	25	231.7	11	231.7	12	231.7	13	232.0
10	12	Car Collection Motorsport	DE	Hash	US	Alex Fontana	CH	Porsche 911 GT3 R (992)	PROAM	7	232.7	14	231.7	11	231.7	15	230.7	5	230.7	6	231.5
11	19	Oregon Team	IT	Marzio Moretti	IT	Artem Petrov	IS	Lamborghini Huracan GT3 EVO2	PRO	3	232.7	11	232.7	14	232.2	5	232.2	10	232.2	12	232.4
12	51	Spirit of Race	CH	Nicola Marinangeli	IT	Vincent Abril	FR	Ferrari 296 GT3	PRO	4	232.7	10	232.2	9	231.7	23	231.2	4	231.2	22	231.8
13	95	Team Motopark	DE	Morten Strömsted	DK	Thomas Ikin	GB	Mercedes AMG GT3 EVO	PROAM	8	232.7	12	232.2	15	231.7	6	231.2	5	231.2	8	231.8
14	777	Olimp Racing	PL	Marcin Jedlinski	PL	Karol Basz	PL	Audi R8 LMS GT3 Evo II	PROAM	9	232.7	5	232.2	6	232.2	8	232.2	11	232.2	15	232.3
15	17	Team Motopark	DE	Diego Menchaca	MX	Marcos Siebert	AR	Mercedes AMG GT3 EVO	PRO	5	232.2	14	231.7	7	231.7	12	231.7	19	231.7	27	231.8
16	63	Oregon Team	IT	Simon Connor Primm	DE	Leonardo Pulcini	IT	Lamborghini Huracan GT3 EVO2	PRO	6	232.2	9	231.7	5	231.7	6	231.7	10	231.7	15	231.8
17	99	Tresor Attempto Racing	DE	Florian Scholze	DE	Alex Arkin Aka	DE	Audi R8 LMS GT3 Evo II	PROAM	10	232.2	6	230.7	4	230.7	9	230.2	3	230.2	8	230.8
18	20	SPS Automotive Performance	DE	Dominik Baumann	DE	Mikael Pitamber	ZW	Mercedes AMG GT3 EVO	PRO	7	231.7	13	231.7	26	231.2	7	231.2	15	230.7	6	231.3
19	96	Team Motopark	DE	Lukas Dunner	DE	Lorenzo Fluxá	ES	Mercedes AMG GT3 EVO	PRO	8	231.7	19	231.2	10	231.2	14	231.2	15	231.2	21	231.3
20	786	GetSpeed	DE	Kiki Sak Nana	TH	Adam Osieka	DE	Mercedes AMG GT3 EVO	AM	2	231.7	26	230.7	8	230.7	25	230.2	6	230.2	9	230.7
21	9	GetSpeed	DE	Anthony Bartone	US	Fabian Schiller	DE	Mercedes AMG GT3 EVO	PRO	9	231.2	14	230.2	10	230.2	24	229.7	12	229.7	18	230.2
22	15	Car Collection Motorsport	DE	Gustav Bergström	SE	Nico Menzel	DE	Porsche 911 GT3 R (992)	PRO	10	231.2	9	231.2	11	230.7	5	229.7	3	229.7	10	230.5
23	27	Spirit of Race	CH	Marco Pulcini	MC	Eddie Cheever	IT	Ferrari 296 GT3	PROAM	11	231.2	7	230.7	24	230.2	8	229.7	5	229.7	6	230.3
24	65	Team Motopark	DE	Heiko Neumann	DE	Timo Rumpfkeil	DE	Mercedes AMG GT3 EVO	AM	3	230.7	13	230.7	15	230.2	14	229.7	6	229.7	12	230.2
25	66	Greystone GT	GB	Stewart Proctor	GB	Steven Gray	GB	McLaren 720S GT3	PROAM	12	230.7	5	230.7	14	229.7	4	229.7	6	229.7	16	230.1
26	54	CBRX by SPS	DE	Dexter Müller	CH	Yannick Mettler	CH	Mercedes AMG GT3 EVO	PROAM	13	230.2	9	229.7	14	229.2	8	229.2	12	229.2	13	229.5
27	7	Car Collection Motorsport	DE	Bashar Mardini	CA	Emil Persson	SE	Porsche 911 GT3 R (992)	PROAM	14	229.7	13	229.7	20	229.7	23	229.2	3	229.2	12	229.5
28	69	Scuderia Villorba Corse	IT	Michael Blanchemain	FR	Jim Pla	FR	Mercedes AMG GT3 EVO	PROAM	15	229.7	11	229.2	9	229.2	12	229.2	15	229.2	16	229.3
29	43	Zengő Motorsport	HU	Dániel Nagy	HU			Mercedes AMG GT3 EVO	PROAM	16	229.2	16	229.2	24	228.8	6	228.8	11	228.8	13	229.0
30	8	Il Barone Rampante	IT	Giuseppe Cipriani	IT			Lamborghini Huracan GT3 EVO	AM	4	228.8	24	228.3	4	228.3	14	227.8	5	227.8	7	228.2



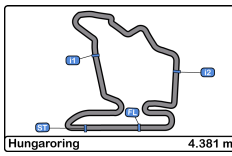


Hungaroring
International GT Open
Free Practice - 1
Fastest Laps Sequence



Lap	Time of Day	Session Time	Nº Entrant/Team	Nat	Driver 1	Nat	Driver 2	Nat	Vehicle	Cat	Time	Km/h
2	10:36:40.705	3:40.705	17 Team Motopark	DEU	Diego Menchaca	MEX	Marcos Siebert	ARG	Mercedes AMG GT3 EVO	PRO	1:47.396	146.8
2	10:36:51.513	3:51.513	777 Olimp Racing	POL	Marcin Jedlinski	POL	Karol Basz	POL	Audi R8 LMS GT3 Evo II	PROAM	1:46.164	148.5
3	10:38:37.377	5:37.377	777 Olimp Racing	POL	Marcin Jedlinski	POL	Karol Basz	POL	Audi R8 LMS GT3 Evo II	PROAM	1:45.864	148.9
4	10:40:55.317	7:55.317	95 Team Motopark	DEU	Morten Strömsted	DNK	Thomas Ikin	GBR	Mercedes AMG GT3 EVO	PROAM	1:45.806	149.0
4	10:41:58.238	8:58.238	1 Eastalent Racing	AUT	Simon Reicher	AUT	Christopher Haase	DEU	Audi R8 LMS GT3 Evo II	PRO	1:45.750	149.1
6	10:44:04.761	11:04.761	777 Olimp Racing	POL	Marcin Jedlinski	POL	Karol Basz	POL	Audi R8 LMS GT3 Evo II	PROAM	1:45.529	149.4
6	10:45:31.434	12:31.434	1 Eastalent Racing	AUT	Simon Reicher	AUT	Christopher Haase	DEU	Audi R8 LMS GT3 Evo II	PRO	1:45.467	149.5
7	10:45:50.137	12:50.137	777 Olimp Racing	POL	Marcin Jedlinski	POL	Karol Basz	POL	Audi R8 LMS GT3 Evo II	PROAM	1:45.376	149.6
8	10:49:44.756	16:44.756	12 Car Collection Motorsport	DEU	Hash	USA	Alex Fontana	CHE	Porsche 911 GT3 R (992)	PROAM	1:45.241	149.8
9	10:51:29.708	18:29.708	12 Car Collection Motorsport	DEU	Hash	USA	Alex Fontana	CHE	Porsche 911 GT3 R (992)	PROAM	1:44.952	150.2
10	10:53:14.573	20:14.573	12 Car Collection Motorsport	DEU	Hash	USA	Alex Fontana	CHE	Porsche 911 GT3 R (992)	PROAM	1:44.865	150.3
20	11:16:29.176	43:29.176	96 Team Motopark	DEU	Lukas Dunner	AUT	Lorenzo Fluxá	ESP	Mercedes AMG GT3 EVO	PRO	1:44.785	150.5





Hungaroring
International GT Open
Free Practice - 1



Event Best Maximum Speed

N°	Entrant/Team	Nat	Driver 1	Nat	Driver 2	Nat	Vehicle	Cat	Km/h	Session
88	Spirit of Race	CHE	Gino Forgiome	CHE	Michele Rugolo	ITA	Ferrari 296 GT3	PROAM	234.7	Free Practice - 1
10	Oregon Team	ITA	Alessio Deledda	ITA	Maximilian Paul	DEU	Lamborghini Huracan GT3 EVO2	PRO	234.2	Free Practice - 1
75	ISR Racing	CZE	Filip Salaquarda	CZE	Libor Milota	CZE	Audi R8 LMS GT3 Evo II	PROAM	234.2	Free Practice - 1
11	racing one	DEU	Ernst Kirchmayr	AUT	David Fumanelli	ITA	Ferrari 296 GT3	PROAM	233.7	Free Practice - 1
1	Eastalent Racing	AUT	Simon Reicher	AUT	Christopher Haase	DEU	Audi R8 LMS GT3 Evo II	PRO	233.7	Free Practice - 1
16	AF Corse	ITA	Marcelo Hahn	BRA	Allam Khodair	BRA	Ferrari 296 GT3	PROAM	233.2	Free Practice - 1
25	AF Corse	ITA	Alessandro Cozzi	MCO	Eliseo Donno	ITA	Ferrari 296 GT3	PROAM	233.2	Free Practice - 1
777	Olimp Racing	POL	Marcin Jedlinski	POL	Karol Basz	POL	Audi R8 LMS GT3 Evo II	PROAM	232.7	Free Practice - 1
5	Olimp Racing	POL	Stanislaw Jedlinski	POL	Krystian Korzeniowski	POL	Ferrari 296 GT3	AM	232.7	Free Practice - 1
19	Oregon Team	ITA	Marzio Moretti	ITA	Artem Petrov	ISR	Lamborghini Huracan GT3 EVO2	PRO	232.7	Free Practice - 1
51	Spirit of Race	CHE	Nicola Marinangeli	ITA	Vincent Abril	FRA	Ferrari 296 GT3	PRO	232.7	Free Practice - 1
95	Team Motopark	DEU	Morten Strömsted	DNK	Thomas Ikin	GBR	Mercedes AMG GT3 EVO	PROAM	232.7	Free Practice - 1
12	Car Collection Motorsport	DEU	Hash	USA	Alex Fontana	CHE	Porsche 911 GT3 R (992)	PROAM	232.7	Free Practice - 1
6	GetSpeed	DEU	Valentin Pierburg	DEU	Aaron Walker	GBR	Mercedes AMG GT3 EVO	PROAM	232.7	Free Practice - 1
99	Tresor Attempto Racing	DEU	Florian Scholze	DEU	Alex Arkin Aka	DEU	Audi R8 LMS GT3 Evo II	PROAM	232.2	Free Practice - 1
63	Oregon Team	ITA	Simon Connor Primm	DEU	Leonardo Pulcini	ITA	Lamborghini Huracan GT3 EVO2	PRO	232.2	Free Practice - 1
17	Team Motopark	DEU	Diego Menchaca	MEX	Marcos Siebert	ARG	Mercedes AMG GT3 EVO	PRO	232.2	Free Practice - 1
96	Team Motopark	DEU	Lukas Dunner	AUT	Lorenzo Fluxá	ESP	Mercedes AMG GT3 EVO	PRO	231.7	Free Practice - 1
20	SPS Automotive Performance	DEU	Dominik Baumann	AUT	Mikaeel Pitamber	ZAF	Mercedes AMG GT3 EVO	PRO	231.7	Free Practice - 1
786	GetSpeed	DEU	Kiki Sak Nana	THA	Adam Osieka	DEU	Mercedes AMG GT3 EVO	AM	231.7	Free Practice - 1
27	Spirit of Race	CHE	Marco Pulcini	MCO	Eddie Cheever	ITA	Ferrari 296 GT3	PROAM	231.2	Free Practice - 1
9	GetSpeed	DEU	Anthony Bartone	USA	Fabian Schiller	DEU	Mercedes AMG GT3 EVO	PRO	231.2	Free Practice - 1
15	Car Collection Motorsport	DEU	Gustav Bergström	SWE	Nico Menzel	DEU	Porsche 911 GT3 R (992)	PRO	231.2	Free Practice - 1
65	Team Motopark	DEU	Heiko Neumann	DEU	Timo Rumpfkeil	DEU	Mercedes AMG GT3 EVO	AM	230.7	Free Practice - 1
66	Greystone GT	GBR	Stewart Proctor	GBR	Steven Gray	GBR	McLaren 720S GT3	PROAM	230.7	Free Practice - 1
54	CBRX by SPS	DEU	Dexter Müller	CHE	Yannick Mettler	CHE	Mercedes AMG GT3 EVO	PROAM	230.2	Free Practice - 1
69	Scuderia Villorba Corse	ITA	Michael Blanchemain	FRA	Jim Pla	FRA	Mercedes AMG GT3 EVO	PROAM	229.7	Free Practice - 1
7	Car Collection Motorsport	DEU	Bashar Mardini	CAN	Emil Persson	SWE	Porsche 911 GT3 R (992)	PROAM	229.7	Free Practice - 1
43	Zengő Motorsport	HUN	Dániel Nagy	HUN		ITA	Mercedes AMG GT3 EVO	PROAM	229.2	Free Practice - 1
8	Il Barone Rampante	ITA	Giuseppe Cipriani	ITA		ITA	Lamborghini Huracan GT3 EVO	AM	228.8	Free Practice - 1





Hungaroring
International GT Open
Free Practice - 1
Pit Stop Analysis



1 Simon Reicher Audi R8 LMS GT3 Evo II
 PRO Christopher Haase Eastalent Racing

Nº	In Day Time	In Time	Out Time	Pit Time	T. Pit Time	Handicap	Diff.
1	10:47:17.923	10:47:17.923	10:53:11.085	5:53.162	5:53.162		
2	11:02:01.719	11:02:01.719	11:03:17.247	1:15.528	7:08.690		
3	11:19:17.713	11:19:17.713	11:20:33.084	1:15.371	8:24.061		
4	11:24:35.770	11:24:35.770	11:24:57.733	21.963	8:46.024		

5 Stanislaw Jedlinski Ferrari 296 GT3
 AM Krystian Korzeniowski Olimp Racing

Nº	In Day Time	In Time	Out Time	Pit Time	T. Pit Time	Handicap	Diff.
1	10:44:00.922	10:44:00.922	10:45:42.730	1:41.808	1:41.808		
2	10:52:53.291	10:52:53.291	11:01:32.101	8:38.810	10:20.618		

6 Valentin Pierburg Mercedes AMG GT3 EVO
 PROAM Aaron Walker GetSpeed

Nº	In Day Time	In Time	Out Time	Pit Time	T. Pit Time	Handicap	Diff.
1	10:46:56.992	10:46:56.992	10:48:40.435	1:43.443	1:43.443		
2	11:15:28.899	11:15:28.899	11:18:20.318	2:51.419	4:34.862		

7 Bashar Mardini Porsche 911 GT3 R (992)
 PROAM Emil Persson Car Collection Motorsport

Nº	In Day Time	In Time	Out Time	Pit Time	T. Pit Time	Handicap	Diff.
1	10:50:03.969	10:50:03.969	10:51:42.682	1:38.713	1:38.713		
2	11:04:28.579	11:04:28.579	11:06:03.210	1:34.631	3:13.344		
3	11:24:32.753	11:24:32.753	11:27:58.222	3:25.469	6:38.813		

8 Giuseppe Cipriani Lamborghini Huracan GT3 EVO
 AM Il Barone Rampante

Nº	In Day Time	In Time	Out Time	Pit Time	T. Pit Time	Handicap	Diff.
1	10:36:28.706	10:36:28.706	10:37:52.069	1:23.363	1:23.363		
2	10:48:50.779	10:48:50.779	10:49:23.309	32.530	1:55.893		
3	10:51:15.431	10:51:15.431	10:53:38.382	2:22.951	4:18.844		
4	10:59:48.305	10:59:48.305	11:03:04.102	3:15.797	7:34.641		
5	11:13:56.433	11:13:56.433	11:17:26.086	3:29.653	11:04.294		

9 Anthony Bartone Mercedes AMG GT3 EVO
 PRO Fabian Schiller GetSpeed

Nº	In Day Time	In Time	Out Time	Pit Time	T. Pit Time	Handicap	Diff.
1	10:55:34.362	10:55:34.362	11:07:11.899	11:37.537	11:37.537		
2	11:14:17.382	11:14:17.382	11:16:31.243	2:13.861	13:51.398		

10 Alessio Deledda Lamborghini Huracan GT3 EVO2
 PRO Maximilian Paul Oregon Team

Nº	In Day Time	In Time	Out Time	Pit Time	T. Pit Time	Handicap	Diff.
1	10:46:21.315	10:46:21.315	10:48:53.658	2:32.343	2:32.343		
2	10:55:58.776	10:55:58.776	10:57:58.603	1:59.827	4:32.170		
3	11:10:51.304	11:10:51.304	11:12:33.531	1:42.227	6:14.397		

11 Ernst Kirchmayr Ferrari 296 GT3
 PROAM David Fumanelli racing one

Nº	In Day Time	In Time	Out Time	Pit Time	T. Pit Time	Handicap	Diff.
1	10:43:14.231	10:43:14.231	10:54:17.054	11:02.823	11:02.823		
2	11:03:18.090	11:03:18.090	11:05:00.207	1:42.117	12:44.940		
3	11:12:16.327	11:12:16.327	11:17:02.448	4:46.121	17:31.061		

12 Hash Porsche 911 GT3 R (992)
 PROAM Alex Fontana Car Collection Motorsport

Nº	In Day Time	In Time	Out Time	Pit Time	T. Pit Time	Handicap	Diff.
1	10:44:53.511	10:44:53.511	10:46:14.279	1:20.768	1:20.768		
2	11:02:07.330	11:02:07.330	11:03:47.320	1:39.990	3:00.758		

15 Gustav Bergström Porsche 911 GT3 R (992)
 PRO Nico Menzel Car Collection Motorsport

Nº	In Day Time	In Time	Out Time	Pit Time	T. Pit Time	Handicap	Diff.
1	10:42:17.441	10:42:17.441	10:43:43.141	1:25.700	1:25.700		
2	10:47:25.314	10:47:25.314	11:27:28.735	40:03.421	41:29.121		

16 Marcelo Hahn Ferrari 296 GT3
 PROAM Allam Khodair AF Corse

Nº	In Day Time	In Time	Out Time	Pit Time	T. Pit Time	Handicap	Diff.
1	10:46:53.417	10:46:53.417	10:50:19.603	3:26.186	3:26.186		
2	11:04:58.516	11:04:58.516	11:06:58.911	2:00.395	5:26.581		

17 Diego Menchaca Mercedes AMG GT3 EVO
 PRO Marcos Siebert Team Motopark

Nº	In Day Time	In Time	Out Time	Pit Time	T. Pit Time	Handicap	Diff.
1	10:47:24.490	10:47:24.490	10:49:01.996	1:37.506	1:37.506		
2	10:59:51.462	10:59:51.462	11:06:14.983	6:23.521	8:01.027		
3	11:08:14.336	11:08:14.336	11:09:08.098	53.762	8:54.789		
4	11:21:43.215	11:21:43.215	11:23:15.289	1:32.074	10:26.863		

19 Marzio Moretti Lamborghini Huracan GT3 EVO2
 PRO Artem Petrov Oregon Team

Nº	In Day Time	In Time	Out Time	Pit Time	T. Pit Time	Handicap	Diff.
1	10:48:23.101	10:48:23.101	10:49:56.824	1:33.723	1:33.723		
2	11:04:32.379	11:04:32.379	11:06:18.070	1:45.691	3:19.414		
3	11:18:59.004	11:18:59.004	11:20:20.916	1:21.912	4:41.326		

20 Dominik Baumann Mercedes AMG GT3 EVO
 PRO Mikael Pitamber SPS Automotive Performance

Nº	In Day Time	In Time	Out Time	Pit Time	T. Pit Time	Handicap	Diff.
1	10:39:04.691	10:39:04.691	10:45:36.926	6:32.235	6:32.235		
2	10:58:25.357	10:58:25.357	11:00:29.310	2:03.953	8:36.188		
3	11:09:33.800	11:09:33.800	11:11:06.549	1:32.749	10:08.937		
4	11:20:03.295	11:20:03.295	11:22:21.703	2:18.408	12:27.345		

25 Alessandro Cozzi Ferrari 296 GT3
 PROAM Eliseo Donno AF Corse

Nº	In Day Time	In Time	Out Time	Pit Time	T. Pit Time	Handicap	Diff.
1	10:48:30.387	10:48:30.387	10:51:44.337	3:13.950	3:13.950		
2	11:02:55.813	11:02:55.813	11:07:03.310	4:07.497	7:21.447		
3	11:21:40.636	11:21:40.636	11:26:08.451	4:27.815	11:49.262		

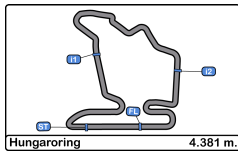
27 Marco Pulcini Ferrari 296 GT3
 PROAM Eddie Cheever Spirit of Race

Nº	In Day Time	In Time	Out Time	Pit Time	T. Pit Time	Handicap	Diff.
1	10:35:08.758	10:35:08.758	10:37:57.853	2:49.095	2:49.095		
2	10:39:47.453	10:39:47.453	10:40:57.247	1:09.794	3:58.889		
3	10:51:46.448	10:51:46.448	10:56:07.809	4:21.361	8:20.250		
4	11:01:44.821	11:01:44.821	11:04:44.006	2:59.185	11:19.435		
5	11:17:13.637	11:17:13.637	11:21:29.072	4:15.435	15:34.870		

43 Dániel Nagy Mercedes AMG GT3 EVO
 PROAM Zengő Motorsport

Nº	In Day Time	In Time	Out Time	Pit Time	T. Pit Time	Handicap	Diff.
1	10:49:26.037	10:49:26.037	10:51:19.863	1:53.826	1:53.826		
2	11:05:54.420	11:05:54.420	11:09:02.036	3:07.616	5:01.442		
3	11:24:09.350	11:24:09.350	11:27:31.961	3:22.611	8:24.053		





Hungaroring
International GT Open
Free Practice - 1
Pit Stop Analysis



51 Nicola Marinangeli Ferrari 296 GT3

PRO		Vincent Abril		Spirit of Race			
N°	In Day Time	In Time	Out Time	Pit Time	T. Pit Time	Handicap	Diff.
1	10:35:16.306	10:35:16.306	10:37:07.984	1:51.678	1:51.678		
2	10:47:57.691	10:47:57.691	10:50:29.020	2:31.329	4:23.007		
3	10:55:57.278	10:55:57.278	11:10:36.783	14:39.505	19:02.512		

54 Dexter Müller Mercedes AMG GT3 EVO

PROAM		Yannick Mettler		CBRX by SPS			
N°	In Day Time	In Time	Out Time	Pit Time	T. Pit Time	Handicap	Diff.
1	10:39:03.607	10:39:03.607	10:39:26.587	22.980	22.980		
2	10:41:30.128	10:41:30.128	10:46:45.537	5:15.409	5:38.389		
3	10:57:29.968	10:57:29.968	11:02:02.500	4:32.532	10:10.921		
4	11:12:42.591	11:12:42.591	11:15:19.677	2:37.086	12:48.007		

63 Simon Connor Primm Lamborghini Huracan GT3 EVO2

PRO		Leonardo Pulcini		Oregon Team			
N°	In Day Time	In Time	Out Time	Pit Time	T. Pit Time	Handicap	Diff.
1	10:44:58.155	10:44:58.155	10:49:12.384	4:14.229	4:14.229		
2	10:58:14.061	10:58:14.061	11:00:23.888	2:09.827	6:24.056		
3	11:16:37.641	11:16:37.641	11:19:25.246	2:47.605	9:11.661		

65 Heiko Neumann Mercedes AMG GT3 EVO

AM		Timo Rumpfkeil		Team Motopark			
N°	In Day Time	In Time	Out Time	Pit Time	T. Pit Time	Handicap	Diff.
1	10:48:24.969	10:48:24.969	10:52:18.488	3:53.519	3:53.519		
2	11:04:54.972	11:04:54.972	11:11:33.068	6:38.096	10:31.615		
3	11:22:33.046	11:22:33.046	11:23:53.674	1:20.628	11:52.243		

66 Stewart Proctor McLaren 720S GT3

PROAM		Steven Gray		Greystone GT			
N°	In Day Time	In Time	Out Time	Pit Time	T. Pit Time	Handicap	Diff.
1	10:35:20.677	10:35:20.677	10:36:54.835	1:34.158	1:34.158		
2	10:45:53.039	10:45:53.039	10:48:58.893	3:05.854	4:40.012		
3	11:09:51.015	11:09:51.015	11:12:57.875	3:06.860	7:46.872		

69 Michael Blanchemain Mercedes AMG GT3 EVO

PROAM		Jim Pla		Scuderia Villorba Corse			
N°	In Day Time	In Time	Out Time	Pit Time	T. Pit Time	Handicap	Diff.
1	10:39:24.246	10:39:24.246	10:41:56.354	2:32.108	2:32.108		
2	10:52:47.827	10:52:47.827	10:56:42.928	3:55.101	6:27.209		
3	11:02:13.551	11:02:13.551	11:06:06.966	3:53.415	10:20.624		
4	11:13:24.764	11:13:24.764	11:16:56.181	3:31.417	13:52.041		

75 Filip Salaquarda Audi R8 LMS GT3 Evo II

PROAM		Libor Milota		ISR Racing			
N°	In Day Time	In Time	Out Time	Pit Time	T. Pit Time	Handicap	Diff.
1	10:48:13.145	10:48:13.145	10:50:36.506	2:23.361	2:23.361		
2	11:05:03.649	11:05:03.649	11:06:31.672	1:28.023	3:51.384		
3	11:12:14.163	11:12:14.163	11:18:36.168	6:22.005	10:13.389		
4	11:24:29.157	11:24:29.157	11:27:17.531	2:48.374	13:01.763		

88 Gino Forgione Ferrari 296 GT3

PROAM		Michele Rugolo		Spirit of Race			
N°	In Day Time	In Time	Out Time	Pit Time	T. Pit Time	Handicap	Diff.
1	10:37:31.214	10:37:31.214	10:39:50.122	2:18.908	2:18.908		
2	10:52:28.487	10:52:28.487	10:57:52.421	5:23.934	7:42.842		
3	11:16:22.190	11:16:22.190	11:19:43.260	3:21.070	11:03.912		

95 Morten Strömsted Mercedes AMG GT3 EVO

PROAM		Thomas Ikin		Team Motopark			
N°	In Day Time	In Time	Out Time	Pit Time	T. Pit Time	Handicap	Diff.
1	10:48:03.026	10:48:03.026	10:52:45.543	4:42.517	4:42.517		
2	11:05:30.940	11:05:30.940	11:10:27.321	4:56.381	9:38.898		

96 Lukas Dunner Mercedes AMG GT3 EVO

PRO		Lorenzo Fluxá		Team Motopark			
N°	In Day Time	In Time	Out Time	Pit Time	T. Pit Time	Handicap	Diff.
1	10:34:58.068	10:34:58.068	10:36:22.482	1:24.414	1:24.414		
2	10:52:18.831	10:52:18.831	10:53:52.342	1:33.511	2:57.925		
3	11:04:54.265	11:04:54.265	11:09:13.328	4:19.063	7:16.988		
4	11:18:17.193	11:18:17.193	11:21:54.717	3:37.524	10:54.512		

99 Florian Scholze Audi R8 LMS GT3 Evo II

PROAM		Alex Arkin Aka		Tresor Attempto Racing			
N°	In Day Time	In Time	Out Time	Pit Time	T. Pit Time	Handicap	Diff.
1	10:43:59.289	10:43:59.289	10:45:49.083	1:49.794	1:49.794		
2	10:51:08.922	10:51:08.922	10:56:58.829	5:49.907	7:39.701		
3	11:11:53.126	11:11:53.126	11:15:00.709	3:07.583	10:47.284		

777 Marcin Jedlinski Audi R8 LMS GT3 Evo II

PROAM		Karol Basz		Olimp Racing			
N°	In Day Time	In Time	Out Time	Pit Time	T. Pit Time	Handicap	Diff.
1	10:47:38.101	10:47:38.101	10:50:00.701	2:22.600	2:22.600		
2	11:10:04.227	11:10:04.227	11:11:30.137	1:25.910	3:48.510		
3	11:13:26.079	11:13:26.079	11:15:07.344	1:41.265	5:29.775		

786 Kiki Sak Nana Mercedes AMG GT3 EVO

AM		Adam Osieka		GetSpeed			
N°	In Day Time	In Time	Out Time	Pit Time	T. Pit Time	Handicap	Diff.
1	11:04:07.030	11:04:07.030	11:05:23.137	1:16.107	1:16.107		

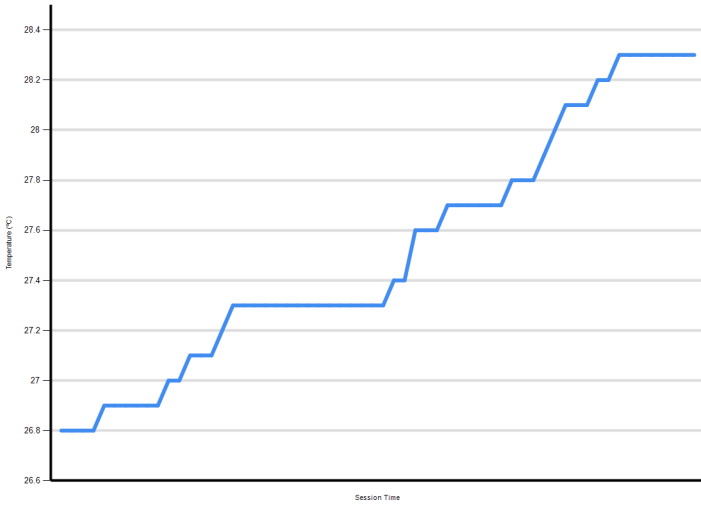




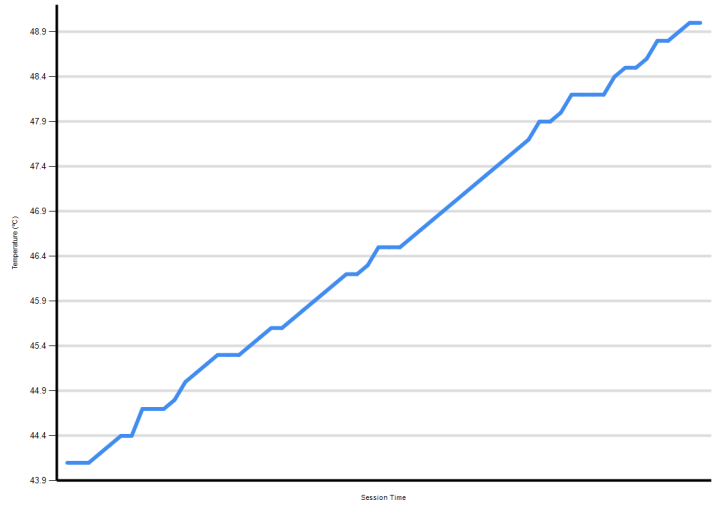
Hungaroring International GT Open Free Practice - 1 Weather Report



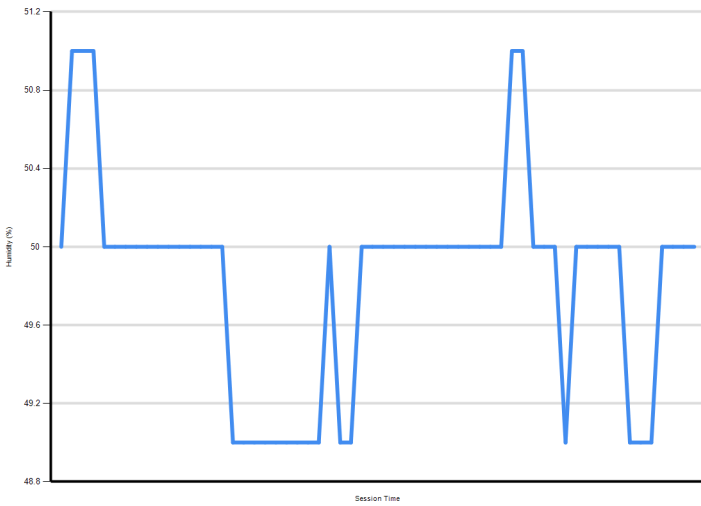
Air Temperature



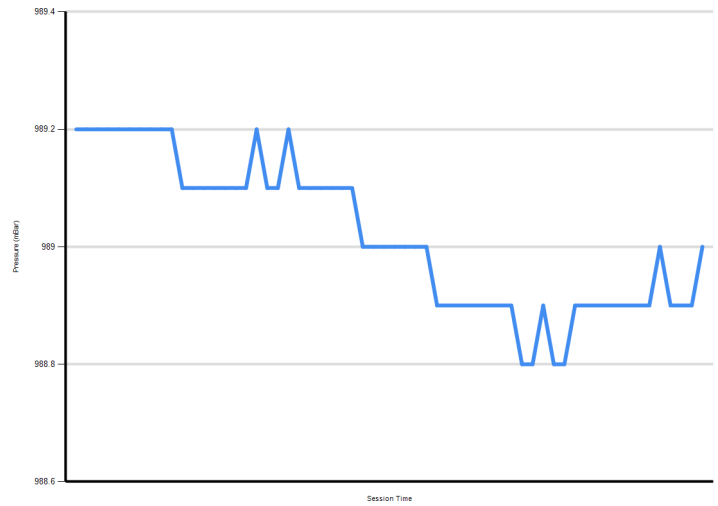
Track Temperature



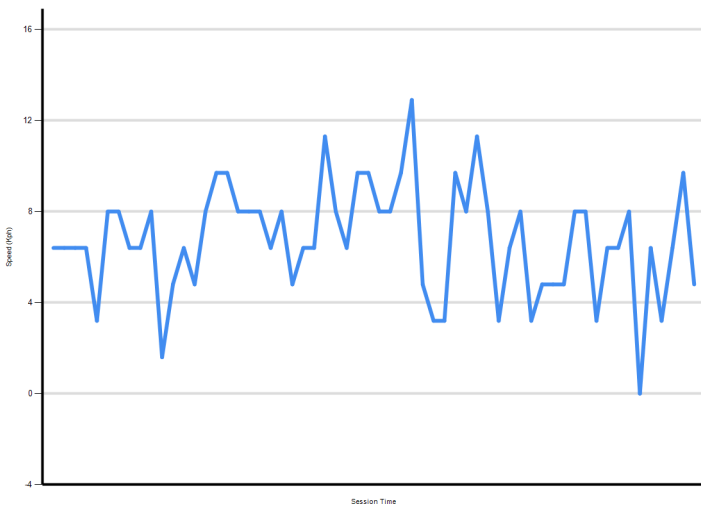
Humidity



Pressure



Wind Speed



Wind direction

