

Paul Ricard
International GT Open
Free Practice - 1
Provisional Results



Paul Ricard 5.822 m

Cls	N°	Entrant/Team	Nat	Driver 1	Nat	Driver 2	Nat	Vehicle	Cat	Cls	Laps	Best	Time	Gap	Interval	Km/h	
1	10	Oregon Team	ITA	Alessio Deledda	ITA	Jordan Pepper	ZAF	Lamborghini Huracan GT3 EVO2	PRO	1	22	20	2:02.479			171.7	
2	9	GetSpeed	DEU	Anthony Bartone	USA	Fabian Schiller	DEU	Mercedes AMG GT3 EVO	PRO	2	22	17	2:02.568	0.089	0.089	171.5	
3	27	Spirit of Race	CHE	Marco Pulcini	MCO	Riccardo Agostini	ITA	Ferrari 296 GT3	PROAM	1	20	7	2:02.702	0.223	0.134	171.4	
4	1	Eastalent Racing	AUT	Simon Reicher	AUT	Christopher Haase	DEU	Audi R8 LMS GT3 Evo II	PRO	3	23	18	2:02.856	0.377	0.154	171.1	
5	14	Good Speed Racing Team	POL	Piotr Wira	POL	Bronze	DA	Mercedes AMG GT3 EVO	PROAM	2	23	2	2:02.918	0.439	0.062	171.0	
6	96	Team Motopark	DEU	Lukas Dunner	AUT	Lorenzo Fluxá	ESP	Mercedes AMG GT3 EVO	PRO	4	24	7	2:02.946	0.467	0.028	171.0	
7	16	AF Corse	ITA	Marcelo Hahn	BRA	Allam Khodair	BRA	Ferrari 296 GT3	PROAM	3	20	4	2:03.013	0.534	0.067	170.9	
8	17	Team Motopark	DEU	Diego Menchaca	MEX	Marcos Siebert	ARG	Mercedes AMG GT3 EVO	PRO	5	23	20	2:03.044	0.565	0.031	170.9	
9	777	Olimp Racing	POL	Marcin Jedlinski	POL	Karol Basz	POL	Audi R8 LMS GT3 Evo II	PROAM	4	21	6	2:03.127	0.648	0.083	170.8	
10	12	Car Collection Motorsport	DEU	Hash	USA	Alex Fontana	CHE	Porsche 911 GT3 R (992)	PROAM	5	21	12	2:03.257	0.778	0.130	170.6	
11	20	SPS Automotive Performance	DEU	Dominik Baumann	AUT	Mikael Pitamber	ZAF	Mercedes AMG GT3 EVO	PRO	6	22	14	2:03.441	0.962	0.184	170.3	
12	95	Team Motopark	DEU	Morten Strömsted	DNK	Thomas Ikin	GBR	Mercedes AMG GT3 EVO	PROAM	6	24	20	2:03.499	1.020	0.058	170.2	
13	15	Car Collection Motorsport	DEU	Gustav Bergström	SWE	Nico Menzel	DEU	Porsche 911 GT3 R (992)	PRO	7	21	5	2:03.513	1.034	0.014	170.2	
14	55	AF Corse	ITA	Laurent De Meeus	BEL	Jamie Stanley	GBR	Ferrari 296 GT3	PROAM	7	22	19	2:03.653	1.174	0.140	170.0	
15	11	racing one	DEU	Ernst Kirchmayr	AUT	David Fumanelli	ITA	Ferrari 296 GT3	PROAM	8	21	7	2:03.678	1.199	0.025	170.0	
16	6	GetSpeed	DEU	Valentin Pierburg	DEU	Aaron Walker	GBR	Mercedes AMG GT3 EVO	PROAM	9	20	8	2:03.792	1.313	0.114	169.8	
17	19	Oregon Team	ITA	Marzio Moretti	ITA	Artem Petrov	ISR	Lamborghini Huracan GT3 EVO2	PRO	8	25	8	2:03.914	1.435	0.122	169.7	
18	5	Olimp Racing	POL	Stanislaw Jedlinski	POL	Krystian Korzeniowski	POL	Ferrari 296 GT3	AM	1	19	11	2:03.921	1.442	0.007	169.7	
19	25	AF Corse	ITA	Alessandro Cozzi	MCO	Giorgio Sernagiotto	ITA	Ferrari 296 GT3	PROAM	10	18	15	2:03.923	1.444	0.002	169.7	
20	69	Scuderia Villorba Corse	ITA	Michael Blanchemain	FRA	Jim Pla	FRA	Mercedes AMG GT3 EVO	PROAM	11	19	7	2:04.039	1.560	0.116	169.5	
21	51	Spirit of Race	CHE	Nicola Marinangeli	ITA	Vincent Abril	FRA	Ferrari 296 GT3	PRO	9	19	6	2:04.187	1.708	0.148	169.3	
22	63	Oregon Team	ITA	Amaury Bonduel	BEL	Leonardo Pulcini	ITA	Lamborghini Huracan GT3 EVO2	PRO	10	14	6	2:04.228	1.749	0.041	169.2	
23	75	ISR Racing	CZE	Filip Salaquarda	CZE	Libor Milota	CZE	Audi R8 LMS GT3 Evo II	PROAM	12	21	5	2:04.241	1.762	0.013	169.2	
24	66	Greystone GT	GBR	Stewart Proctor	GBR	Lewis Proctor	GBR	McLaren 720S GT3	PROAM	13	20	3	2:04.468	1.989	0.227	168.9	
25	54	CBRX by SPS	DEU	Dexter Müller	CHE	Yannick Mettler	CHE	Mercedes AMG GT3 EVO	PROAM	14	23	16	2:04.603	2.124	0.135	168.7	
26	8	Il Barone Rampante	ITA	Giuseppe Cipriani	ITA		ITA	Lamborghini Huracan GT3 EVO	AM	2	19	16	2:04.770	2.291	0.167	168.5	
27	23	Pellin Racing	ITA	Thor Haugen	USA	Bronze	ITA	Gold	Ferrari 488 GT3 2020	PROAM	15	16	4	2:04.983	2.504	0.213	168.2
28	786	GetSpeed	DEU	Kiki Sak Nana	THA	Adam Osieka	DEU	Mercedes AMG GT3 EVO	AM	3	25	7	2:05.034	2.555	0.051	168.2	
29	42	Leipert Motorsport	DEU	Mark Wallenwein	DEU	Maciej Blazek	POL	Lamborghini Huracan GT3 EVO2	PRO	11	22	8	2:05.697	3.218	0.663	167.3	
30	108	Vimana by GetSpeed	DEU	Ameerh Naran	ZWE	Bronze	GBR	Silver	Mercedes AMG GT3 EVO	PROAM	16	19	6	2:05.788	3.309	0.091	167.1
31	7	Car Collection Motorsport	DEU	Bashar Mardini	CAN	Tijmen van der Helm	NLD	Porsche 911 GT3 R (992)	PROAM	17	22	5	2:05.890	3.411	0.102	167.0	
32	24	Greystone GT	GBR	Andrey Borodin	MD	Oliver Webb	GBR	McLaren 720s GT3 Evo	PROAM	18	22	18	2:07.935	5.456	2.045	164.3	

Published at:.....

Track Temp: 33.1 °C Air Temp: 28.2 °C Humidity: 42 % Track Status: DRY

Race Director: Alessandro Ferrari

Timekeeper: Luis Garcia



Paul Ricard
International GT Open
Free Practice - 1
Track Limit

The Stewards, having received a report from Race Director, have considered the following matter and determine the following:

Session Free Practice - 1

Fact The cars below did not use the track at the turns listed below

Infringement Breach of Appendix L Chapter IV Article 2 c) of the FIA International Sporting Code and Article 19.4/19.5 of the Sporting Regulations.

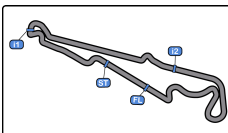
Decision Deletion of the lap times shown in accordance with Article 12.4.1.e of the FIA International Sporting Code.

Note

- Certain decisions of the Stewards are subject to appeal (Article 15 of the FIA International Sporting Code).
- These penalties are not subject to appeal Article.12.3.4 of the FIA International Sporting Code and Article 16.5 of the Sporting Regulations.
- According to Article.12.3.3.b of the FIA International Sporting Code these decisions become immediately binding even in case of an appeal.

Ord	Turn	N° Driver	Entrant/Team	Time of Day	Lap Time
118	7	55 De Meeus - Stanley	AF Corse	11:27:29.781	2:06.678
119	10	108 Naran - Jackson	Vimana by GetSpeed	11:27:36.228	2:19.105
120	10	42 Wallenwein - Blazek	Leipert Motorsport	11:28:22.944	2:27.215
121	10	54 Müller - Mettler	CBRX by SPS	11:28:33.594	2:09.432
122	7	11 Kirchmayr - Fumanelli	racing one	11:28:50.377	2:07.034
123	10	14 Wira - Arrow	Good Speed Racing Team	11:28:53.265	2:06.393
124	7	69 Blanchemain - Pla	Scuderia Villorba Corse	11:28:58.164	4:05.231
125	10	777 Jedlinski - Basz	Olimp Racing	11:29:08.968	2:05.094
126	10	7 Mardini - van der Helm	Car Collection Motorsport	11:29:20.277	2:06.974
127	10	15 Bergström - Menzel	Car Collection Motorsport	11:30:03.125	2:04.816
128	7	16 Hahn - Khodair	AF Corse	11:30:31.898	2:07.524
129	7	54 Müller - Mettler	CBRX by SPS	11:30:47.622	2:14.028
130	7	11 Kirchmayr - Fumanelli	racing one	11:30:57.162	2:06.785
131	10	6 Pierburg - Walker	GetSpeed	11:31:06.671	4:40.849
132	10	20 Baumann - Pitamber	SPS Automotive Performance	11:31:29.014	2:04.376
133	10	15 Bergström - Menzel	Car Collection Motorsport	11:32:07.901	2:04.776
134	7	69 Blanchemain - Pla	Scuderia Villorba Corse	11:32:29.198	3:31.034
135	10	16 Hahn - Khodair	AF Corse	11:32:38.903	2:07.005
136	7	42 Wallenwein - Blazek	Leipert Motorsport	11:32:41.520	2:09.916
137	10	108 Naran - Jackson	Vimana by GetSpeed	11:34:27.392	2:14.345
138	7	8 Giuseppe Cipriani	Il Barone Rampante	11:34:28.479	2:08.938
139	7	95 Strömsted - Ikin	Team Motopark	11:34:38.754	2:18.808
140	7	66 Proctor - Proctor	Greystone GT	11:34:43.077	2:07.310
141	10	16 Hahn - Khodair	AF Corse	11:34:45.562	2:06.659
142	10	24 Borodin - Webb	Greystone GT	11:34:55.861	2:02.885
143	10	11 Kirchmayr - Fumanelli	racing one	11:35:14.264	2:07.338
144	10	1 Reicher - Haase	Eastalent Racing	11:35:28.290	3:19.085
145	10	5 Jedlinski - Korzeniowski	Olimp Racing	11:35:33.391	2:20.432
146	10	7 Mardini - van der Helm	Car Collection Motorsport	11:35:41.387	2:08.889
147	10	55 De Meeus - Stanley	AF Corse	11:35:48.531	2:04.159
148	10	27 Pulcini - Agostini	Spirit of Race	11:36:26.980	2:04.487
149	7	75 Salaquarda - Milota	ISR Racing	11:36:37.974	2:07.787
150	7	8 Giuseppe Cipriani	Il Barone Rampante	11:36:47.738	2:19.259
151	7	24 Borodin - Webb	Greystone GT	11:37:07.858	2:11.997
152	10	54 Müller - Mettler	CBRX by SPS	11:37:10.494	2:07.287
153	7	5 Jedlinski - Korzeniowski	Olimp Racing	11:37:52.637	2:19.246

The Stewards:



Paul Ricard
International GT Open
Free Practice - 1
Provisional Results by Category



Paul Ricard 5.822 m.

PRO																
Cls	N°	Entrant/Team	Nat	Driver 1	Nat	Driver 2	Nat	Vehicle	Cat	Cls	Laps	Best	Time	Gap	Interval	Km/h
1	10	Oregon Team	ITA	Alessio Deledda	ITA	Jordan Pepper	ZAF	Lamborghini Huracan GT3 EVO2	PRO	1	22	20	2:02.479			171.7
2	9	GetSpeed	DEU	Anthony Bartone	USA	Fabian Schiller	DEU	Mercedes AMG GT3 EVO	PRO	2	22	17	2:02.568	0.089	0.089	171.5
3	1	Eastalent Racing	AUT	Simon Reicher	AUT	Christopher Haase	DEU	Audi R8 LMS GT3 Evo II	PRO	3	23	18	2:02.856	0.377	0.288	171.1
4	96	Team Motopark	DEU	Lukas Dunner	AUT	Lorenzo Fluxá	ESP	Mercedes AMG GT3 EVO	PRO	4	24	7	2:02.946	0.467	0.090	171.0
5	17	Team Motopark	DEU	Diego Menchaca	MEX	Marcos Siebert	ARG	Mercedes AMG GT3 EVO	PRO	5	23	20	2:03.044	0.565	0.098	170.9
6	20	SPS Automotive Performance	DEU	Dominik Baumann	AUT	Mikaeel Pitamber	ZAF	Mercedes AMG GT3 EVO	PRO	6	22	14	2:03.441	0.962	0.397	170.3
7	15	Car Collection Motorsport	DEU	Gustav Bergström	SWE	Nico Menzel	DEU	Porsche 911 GT3 R (992)	PRO	7	21	5	2:03.513	1.034	0.072	170.2
8	19	Oregon Team	ITA	Marzio Moretti	ITA	Artem Petrov	ISR	Lamborghini Huracan GT3 EVO2	PRO	8	25	8	2:03.914	1.435	0.401	169.7
9	51	Spirit of Race	CHE	Nicola Marinangeli	ITA	Vincent Abril	FRA	Ferrari 296 GT3	PRO	9	19	6	2:04.187	1.708	0.273	169.3
10	63	Oregon Team	ITA	Amaury Bonduel	BEL	Leonardo Pulcini	ITA	Lamborghini Huracan GT3 EVO2	PRO	10	14	6	2:04.228	1.749	0.041	169.2
11	42	Leipert Motorsport	DEU	Mark Wallenwein	DEU	Maciej Blazek	POL	Lamborghini Huracan GT3 EVO2	PRO	11	22	8	2:05.697	3.218	1.469	167.3

PROAM																
Cls	N°	Entrant/Team	Nat	Driver 1	Nat	Driver 2	Nat	Vehicle	Cat	Cls	Laps	Best	Time	Gap	Interval	Km/h
1	27	Spirit of Race	CHE	Marco Pulcini	MCO	Riccardo Agostini	ITA	Ferrari 296 GT3	PROAM	1	20	7	2:02.702			171.4
2	14	Good Speed Racing Team	POL	Piotr Wira	POL	Bronze Daan Arrow	IND	Mercedes AMG GT3 EVO	PROAM	2	23	2	2:02.918	0.216	0.216	171.0
3	16	AF Corse	ITA	Marcelo Hahn	BRA	Allam Khodair	BRA	Ferrari 296 GT3	PROAM	3	20	4	2:03.013	0.311	0.095	170.9
4	777	Olimp Racing	POL	Marcin Jedlinski	POL	Karol Basz	POL	Audi R8 LMS GT3 Evo II	PROAM	4	21	6	2:03.127	0.425	0.114	170.8
5	12	Car Collection Motorsport	DEU	Hash	USA	Alex Fontana	CHE	Porsche 911 GT3 R (992)	PROAM	5	21	12	2:03.257	0.555	0.130	170.6
6	95	Team Motopark	DEU	Morten Strömsted	DNK	Thomas Ikin	GBR	Mercedes AMG GT3 EVO	PROAM	6	24	20	2:03.499	0.797	0.242	170.2
7	55	AF Corse	ITA	Laurent De Meeus	BEL	Jamie Stanley	GBR	Ferrari 296 GT3	PROAM	7	22	19	2:03.653	0.951	0.154	170.0
8	11	racing one	DEU	Ernst Kirchmayr	AUT	David Fumanelli	ITA	Ferrari 296 GT3	PROAM	8	21	7	2:03.678	0.976	0.025	170.0
9	6	GetSpeed	DEU	Valentin Pierburg	DEU	Aaron Walker	GBR	Mercedes AMG GT3 EVO	PROAM	9	20	8	2:03.792	1.090	0.114	169.8
10	25	AF Corse	ITA	Alessandro Cozzi	MCO	Giorgio Sernagiotto	ITA	Ferrari 296 GT3	PROAM	10	18	15	2:03.923	1.221	0.131	169.7
11	69	Scuderia Villorba Corse	ITA	Michael Blanchemain	FRA	Jim Pla	FRA	Mercedes AMG GT3 EVO	PROAM	11	19	7	2:04.039	1.337	0.116	169.5
12	75	ISR Racing	CZE	Filip Salaquarda	CZE	Libor Milota	CZE	Audi R8 LMS GT3 Evo II	PROAM	12	21	5	2:04.241	1.539	0.202	169.2
13	66	Greystone GT	GBR	Stewart Proctor	GBR	Lewis Proctor	GBR	McLaren 720s GT3	PROAM	13	20	3	2:04.468	1.766	0.227	168.9
14	54	CBRX by SPS	DEU	Dexter Müller	CHE	Yannick Mettler	CHE	Mercedes AMG GT3 EVO	PROAM	14	23	16	2:04.603	1.901	0.135	168.7
15	23	Pellin Racing	ITA	Thor Haugen	USA	Bronze Paolo Ruberti	ITA	Gold Ferrari 488 GT3 2020	PROAM	15	16	4	2:04.983	2.281	0.380	168.2
16	108	Vimana by GetSpeed	DEU	Ameerh Naran	ZWE	Bronze Tom Jackson	GBR	Silver Mercedes AMG GT3 EVO	PROAM	16	19	6	2:05.788	3.086	0.805	167.1
17	7	Car Collection Motorsport	DEU	Bashar Mardini	CAN	Tijmen van der Helm	NLD	Porsche 911 GT3 R (992)	PROAM	17	22	5	2:05.890	3.188	0.102	167.0
18	24	Greystone GT	GBR	Andrey Borodin	IND	Oliver Webb	GBR	McLaren 720s GT3 Evo	PROAM	18	22	18	2:07.935	5.233	2.045	164.3

AM																
Cls	N°	Entrant/Team	Nat	Driver 1	Nat	Driver 2	Nat	Vehicle	Cat	Cls	Laps	Best	Time	Gap	Interval	Km/h
1	5	Olimp Racing	POL	Stanislaw Jedlinski	POL	Krystian Korzeniowski	POL	Ferrari 296 GT3	AM	1	19	11	2:03.921			169.7
2	8	Il Barone Rampante	ITA	Giuseppe Cipriani	ITA			Lamborghini Huracan GT3 EVO	AM	2	19	16	2:04.770	0.849	0.849	168.5

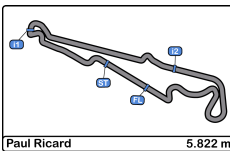
Published at:.....

Track Temp: 33.1 °C Air Temp: 28.2 °C Humidity: 42 % Track Status: DRY

Race Director: Alessandro Ferrari

Timekeeper: Luis Garcia





Paul Ricard
International GT Open
Free Practice - 1
Provisional Results by Category



AM																
Cls	N°	Entrant/Team	Nat	Driver 1	Nat	Driver 2	Nat	Vehicle	Cat	Cls	Laps	Best	Time	Gap	Interval	Km/h
3	786	GetSpeed		Kiki Sak Nana		Adam Osieka		Mercedes AMG GT3 EVO	AM	3	25	7	2:05.034	1.113	0.264	168.2

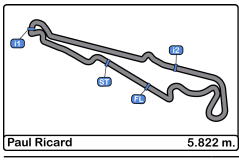
Published at:.....

Track Temp: **33.1 °C** Air Temp: **28.2 °C** Humidity: **42 %** Track Status: **DRY**

Race Director: Alessandro Ferrari

Timekeeper: Luis Garcia





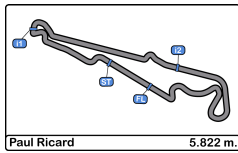
Paul Ricard
International GT Open
Free Practice - 1
Lap Analysis



1							6								
Simon Reicher							Audi R8 LMS GT3 Evo II								
PRO							PROAM								
Christopher Haase							Eastalent Racing								
Lap	D	Time	Sector 1	Sector 2	Sector 3	T. Spd	Elapsed	Lap	D	Time	Sector 1	Sector 2	Sector 3	T. Spd	Elapsed
1		10:39:54.141	10:38:21.964	38.581	53.596	145.7	10:39:54.141	1		10:40:28.141	10:38:54.807	38.529	54.805	146.9	10:40:28.141
2		2:05.444	34.220	37.690	53.201	241.0	10:41:59.252	2		2:05.635	34.597	38.077	52.961	237.8	10:42:33.776
3		2:04.457	34.122	37.394	52.941	242.6	10:44:03.709	3		2:05.159	34.283	38.156	52.720	237.3	10:44:38.935
4		2:05.158	34.200	37.830	53.128	242.6	10:46:08.867	4		2:04.486	34.118	37.755	52.613	238.4	10:46:43.421
5		2:06.179	34.140	37.874	54.165	241.0	10:48:15.046	5		2:04.320	33.890	37.969	52.461	238.9	10:48:47.741
6		2:04.374	34.021	37.604	52.749	242.6	10:50:19.420	6		2:04.122	33.695	37.606	52.821	239.4	10:50:51.863
7		2:04.873	33.788	38.036	53.049	242.1	10:52:24.293	7		2:04.020	33.825	37.766	52.429	240.5	10:52:55.883
8		2:05.087	33.968	37.628	53.491	241.6	10:54:29.380	8		2:03.792	33.762	37.607	52.423	240.0	10:54:59.675
9		2:05.153	34.360	37.529	53.264	240.0	10:56:34.533	9		2:11.012 P	33.859	37.849	59.304	238.9	10:57:10.687
10		2:04.521	34.152	37.583	52.786	242.1	10:58:39.054	10		3:54.017	2:18.507	40.181	55.329	148.9	11:01:04.704
11		2:04.378	34.009	37.532	52.837	242.6	11:00:43.432	11		3:52.054 P	39.081	1:24.649	1:48.324	239.4	11:04:56.758
12		3:26.588 P	33.848	1:07.066	1:45.674	243.2	11:04:10.020	12		5:46.142	4:09.256	40.357	56.529	144.3	11:10:42.900
13		7:46.522 P	6:08.252	38.144	1:00.126	147.5	11:11:56.542	13		2:06.743	34.946	38.323	53.474	241.0	11:12:49.643
14		3:49.636	1:44.543	37.799	57.294	149.1	11:15:16.178	14		2:05.293	34.191	38.038	53.064	241.0	11:14:54.936
15		2:51.077 P	1:10.669	41.428	58.980	78.8	11:18:07.255	15		2:53.042	50.983	1:08.257	53.802	240.5	11:17:47.978
16		3:27.666	1:45.374	38.256	1:04.036	149.7	11:21:34.921	16		2:05.775	34.155	38.116	53.504	239.4	11:19:53.753
17		2:03.481	33.854	37.589	52.038	242.1	11:23:38.402	17		2:07.465	34.057	38.075	55.333	240.5	11:22:01.218
18		2:02.856	33.534	37.419	51.903	243.2	11:25:41.258	18		2:05.694	34.656	38.027	53.008	241.0	11:24:06.909
19		2:07.022	33.593	37.552	55.877	243.7	11:27:48.280	19		2:18.913 P	34.038	37.953	1:06.922	241.6	11:26:25.822
20		2:10.249	33.465	37.370	59.414	242.1	11:29:58.529	20		4:40.849 P	2:53.166	37.767	1:09.916	130.1	11:31:06.671
21		2:10.676 P	34.506	37.648	58.522	241.6	11:32:09.205								
22		3:49.085	1:46.459	39.057	53.569	105.0	11:35:28.290								
23		2:12.822 P	34.236	38.588	59.998	244.3	11:37:41.112								

5							7								
Stanislaw Jedlinski							Ferrari 296 GT3								
AM							PROAM								
Krystian Korzeniewski							Tijmen van der Helm								
Olimp Racing							Car Collection Motorsport								
Lap	D	Time	Sector 1	Sector 2	Sector 3	T. Spd	Elapsed	Lap	D	Time	Sector 1	Sector 2	Sector 3	T. Spd	Elapsed
1		10:40:05.443	10:38:27.087	41.997	56.359	143.0	10:40:05.443	1		10:38:33.817	10:36:59.496	39.904	54.417	146.7	10:38:33.817
2		2:08.594	35.284	38.317	54.993	240.0	10:42:14.037	2		2:09.862	34.967	38.763	56.132	241.6	10:40:43.679
3		2:39.905 P	34.968	38.651	1:26.286	239.4	10:44:53.942	3		2:06.573	34.780	38.124	53.669	240.5	10:42:50.252
4		3:29.320 P	52.901	38.715	1:57.704	136.7	10:48:23.262	4		2:06.139	34.437	38.205	53.497	242.6	10:44:56.391
5		2:20.574	49.846	37.880	52.848	144.5	10:50:43.836	5		2:05.890	34.316	38.006	53.568	240.0	10:47:02.281
6		2:04.343	33.913	37.583	52.847	240.5	10:52:48.179	6		3:58.980 P	34.282	37.962	2:46.736	243.2	10:51:01.261
7		2:04.656	34.041	37.756	52.859	240.5	10:54:52.835	7		2:24.143	51.488	38.240	54.415	144.3	10:53:25.404
8		13:06.786 P	34.120	37.687	11:54.979	240.0	11:07:59.621	8		2:06.663	34.848	38.395	53.420	240.5	10:55:32.067
9		2:50.271	1:07.602	38.206	1:04.463	144.7	11:10:49.892	9		5:31.364 P	34.293	37.951	4:19.120	239.4	11:01:03.431
10		2:04.853	34.054	38.078	52.721	240.5	11:12:54.745	10		7:55.668 P	1:12.122	1:24.012	5:19.534	111.1	11:08:59.099
11		2:03.921	33.801	37.448	52.672	241.6	11:14:58.666	11		2:27.700	52.266	40.014	55.420	148.1	11:11:26.799
12		4:45.129 P	52.924	1:11.419	2:40.786	221.3	11:19:43.795	12		2:08.304	34.778	38.770	54.756	244.3	11:13:35.103
13		2:35.538	56.596	40.946	57.996	90.6	11:22:19.333	13		4:41.576 P	34.680	39.762	3:27.134	241.0	11:18:16.679
14		3:44.016 P	37.596	42.019	2:21.401	237.8	11:26:00.349	14		2:23.885	50.500	38.627	54.758	147.7	11:20:40.564
15		2:33.052	55.622	40.012	57.418	123.9	11:28:33.401	15		2:42.524	35.568	38.467	58.489	242.6	11:22:53.088
16		2:18.066	37.372	40.202	1:00.492	238.9	11:30:51.467	16		2:06.872	34.765	38.291	53.816	238.4	11:24:59.960
17		2:21.492	37.680	41.428	1:02.384	236.8	11:33:12.959	17		2:13.343	35.587	39.384	58.372	242.6	11:27:13.303
18		2:20.432	37.791	42.305	1:00.336	236.3	11:35:33.391	18		2:06.974	34.640	38.128	54.206	242.6	11:29:20.277
19		2:49.246	38.012	41.755	59.479	238.9	11:37:52.637	19		2:06.220	34.650	37.843	53.727	241.0	11:31:26.497
20			38.967	42.026		239.4		20		2:06.001	34.353	38.146	53.502	241.6	11:33:32.498
								21		2:08.889	35.794	38.545	54.550	240.0	11:35:41.387
								22		2:07.569	34.789	38.179	54.601	242.1	11:37:48.956
								23			34.616	38.696		241.6	





Paul Ricard
International GT Open
Free Practice - 1
Lap Analysis



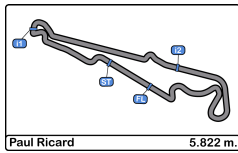
8 Giuseppe Cipriani Lamborghini Huracan GT3 EVO **10** Alessio Deledda Lamborghini Huracan GT3 EVO2

AM							PRO						Oregon Team		
Lap	D	Time	Sector 1	Sector 2	Sector 3	T. Spd	Elapsed	Lap	D	Time	Sector 1	Sector 2	Sector 3	T. Spd	Elapsed
1		10:39:55.432	10:38:18.973	41.099	55.360	146.7	10:39:55.432	1		10:40:35.617	10:38:55.743	42.299	57.575	147.9	10:40:35.617
2		2:13.779	36.053	38.641	59.085	240.0	10:42:09.211	2		2:07.374	35.060	38.245	54.069	241.0	10:42:42.991
3		2:08.462	35.033	38.905	54.524	241.6	10:44:17.673	3		2:05.784	34.407	37.934	53.443	241.6	10:44:48.775
4		2:17.773 P	34.703	39.070	1:04.000	239.4	10:46:35.446	4		2:04.708	34.197	37.520	52.991	243.7	10:46:53.483
5		5:28.579	3:55.351	38.577	54.651	139.7	10:52:04.025	5		2:11.441 P	34.322	37.604	59.515	243.2	10:49:04.924
6		2:06.922	34.856	37.976	54.090	240.0	10:54:10.947	6		2:30.042	1:59.828	37.872	53.242	149.3	10:52:35.866
7		2:23.471 P	37.979	40.849	1:04.643	240.5	10:56:34.418	7		2:05.909	34.159	37.666	54.084	246.5	10:54:41.775
8		14:07.636	12:29.728	40.093	57.815	143.6	11:10:42.054	8		2:04.964	34.008	37.709	53.244	246.0	10:56:46.736
9		2:09.877	34.889	39.198	55.790	240.5	11:12:51.931	9		2:05.829	34.873	37.642	53.314	244.3	10:58:52.565
10		2:05.112	35.034	35.777	54.301	241.0	11:14:57.043	10		2:06.673	34.426	37.811	53.436	244.3	11:00:58.238
11		3:07.307 P	53.185	1:09.956	1:04.166	208.0	11:18:04.350	11		3:51.551 P	36.288	1:23.318	1:51.945	245.4	11:04:49.789
12		3:46.352	2:11.232	39.543	55.577	147.5	11:21:50.702	12		7:12.753	5:37.606	38.332	56.815	149.3	11:12:02.542
13		2:07.916	35.301	38.569	54.046	239.4	11:23:58.618	13		2:06.819	35.473	38.173	53.173	246.0	11:14:09.361
14		2:05.675	34.550	37.785	53.340	240.5	11:26:04.293	14		2:58.584 P	34.077	49.945	1:34.562	245.4	11:17:07.945
15		2:05.514	34.556	37.917	53.041	241.0	11:28:09.807	15		3:36.455	2:01.470	37.962	57.023	147.9	11:20:44.400
16		2:04.770	34.156	37.685	52.929	240.0	11:30:14.577	16		2:06.210	33.797	37.587	54.826	245.4	11:22:50.610
17		2:04.964	34.312	37.543	53.109	240.0	11:32:19.541	17		2:08.642	33.846	37.225	57.571	245.4	11:24:59.252
18		2:08.938	34.458	38.541	55.939	239.4	11:34:28.479	18		2:13.710	33.993	40.689	59.028	247.1	11:27:12.962
19		2:19.259 P	35.104	38.848	1:05.307	241.0	11:36:47.738	19		2:03.338	33.513	37.333	52.492	244.3	11:29:16.300

9 Anthony Bartone Mercedes AMG GT3 EVO
 PRO Fabian Schiller GetSpeed

Lap	D	Time	Sector 1	Sector 2	Sector 3	T. Spd	Elapsed	11							
								PROAM		Ernst Kirchmayr Ferrari 296 GT3					
										David Fumanelli racing one					
Lap	D	Time	Sector 1	Sector 2	Sector 3	T. Spd	Elapsed	Lap	D	Time	Sector 1	Sector 2	Sector 3	T. Spd	Elapsed
1		10:39:47.461	10:38:14.710	39.544	53.207	148.9	10:39:47.461	1		10:40:10.045	10:38:34.657	39.704	55.684	101.2	10:40:10.045
2		2:03.355	33.948	37.469	51.938	240.5	10:41:50.816	2		2:07.545	34.411	37.546	55.588	242.1	10:42:17.590
3		2:02.903	33.610	37.343	51.950	240.5	10:43:53.719	3		2:03.709	33.779	37.509	52.421	243.7	10:44:21.299
4		2:05.304	34.054	37.459	53.791	241.6	10:45:59.023	4		2:15.349 P	34.458	37.958	1:02.933	244.3	10:46:36.648
5		2:08.662 P	33.891	37.218	57.553	241.0	10:48:07.685	5		4:00.468	2:29.198	38.070	53.200	143.6	10:50:37.116
6		3:59.544	2:26.928	38.577	54.039	149.1	10:52:07.229	6		2:03.923	33.730	37.548	52.645	243.7	10:52:41.039
7		2:05.959	34.587	37.964	53.408	240.0	10:54:13.188	7		2:03.678	33.519	37.453	52.706	243.7	10:54:44.717
8		2:05.130	34.292	37.890	52.948	240.5	10:56:18.318	8		2:12.761 P	33.813	37.663	1:01.285	244.3	10:56:57.478
9		2:04.939	34.047	38.061	52.831	240.5	10:58:23.257	9		5:24.111 P	3:27.370	41.965	1:14.776	115.0	11:02:21.589
10		2:05.793	34.797	37.977	53.019	240.0	11:00:29.050	10		9:29.547	7:53.846	39.365	56.336	137.2	11:11:51.136
11		2:36.435 P	34.047	39.215	1:23.173	241.6	11:03:05.485	11		2:07.501	35.064	38.697	53.740	242.1	11:13:58.637
12		7:29.940	5:57.908	38.610	53.422	148.7	11:10:35.425	12		2:48.287 P	34.686	39.935	1:33.666	243.2	11:16:46.924
13		2:05.293	34.373	37.951	52.969	240.5	11:12:40.718	13		3:31.656	1:58.216	38.874	54.566	144.5	11:20:18.580
14		2:11.925 P	33.891	37.923	1:00.111	241.6	11:14:52.643	14		2:07.549	35.046	38.602	53.901	242.6	11:22:26.129
15		3:41.274 P	2:03.257	39.728	58.289	78.8	11:18:33.917	15		2:10.022	34.631	38.616	56.775	243.7	11:24:36.151
16		4:38.629	3:08.302	37.894	52.433	149.5	11:23:12.546	16		2:07.192	34.824	38.211	54.157	243.2	11:26:43.343
17		2:02.568	33.378	37.395	51.795	241.6	11:25:15.114	17		2:07.034	34.828	38.294	53.912	243.7	11:28:50.377
18		2:11.752 P	33.378	37.488	1:00.886	242.6	11:27:26.866	18		2:06.785	34.720	38.183	53.882	243.2	11:30:57.162
19		3:17.738	1:45.265	38.789	53.684	148.9	11:30:44.604	19		2:09.764	34.654	38.894	56.216	242.6	11:33:06.926
20		2:04.595	33.992	37.856	52.747	238.9	11:32:49.199	20		2:07.338	34.741	38.225	54.372	243.7	11:35:14.264
21		2:03.976	33.744	37.657	52.575	241.0	11:34:53.175	21		2:50.385 P	1:09.489	39.322	1:01.574	244.3	11:38:04.649
22		2:10.847 P	33.726	37.719	59.402	241.6	11:37:04.022								





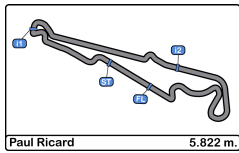
Paul Ricard
International GT Open
Free Practice - 1
Lap Analysis



12 Hash Porsche 911 GT3 R (992)							15 Gustav Bergström Porsche 911 GT3 R (992)						
PROAM Alex Fontana Car Collection Motorsport							PRO Nico Menzel Car Collection Motorsport						
Lap D	Time	Sector 1	Sector 2	Sector 3	T. Spd	Elapsed	Lap D	Time	Sector 1	Sector 2	Sector 3	T. Spd	Elapsed
1	10:39:10.314	10:37:34.565	38.243	57.506	145.5	10:39:10.314	1	10:38:28.925	10:36:55.540	39.160	54.225	149.1	10:38:28.925
2	2:03.474	34.068	37.309	52.097	241.6	10:41:13.788	2	2:13.176	35.387	38.789	59.000	239.4	10:40:42.101
3	2:07.954	33.951	37.481	55.619	242.1	10:43:20.839	3	2:04.708	34.423	37.642	52.643	241.0	10:42:46.809
4	2:20.945	33.981	37.594	1:09.340	242.6	10:45:41.754	4	2:05.191	33.904	37.613	53.674	238.9	10:44:52.000
5	2:03.724	34.037	37.411	52.276	241.0	10:47:45.478	5	2:03.513	33.796	37.446	52.271	240.0	10:46:55.513
6	2:03.357	33.718	37.378	52.261	242.1	10:49:48.835	6	4:35.713 P	34.050	37.475	3:24.188	240.0	10:51:31.226
7	2:04.435	33.907	37.514	53.014	242.6	10:51:53.270	7	2:20.283	49.980	37.684	52.619	149.3	10:53:51.509
8	2:03.552	33.770	37.510	52.272	242.6	10:53:56.822	8	2:03.373	33.622	37.422	52.329	240.5	10:55:54.882
9	7:23.224 P	34.237	38.117	6:10.870	243.7	11:01:20.046	9	2:03.616	33.908	37.440	52.268	241.6	10:57:58.498
10	9:13.258	7:38.524	39.706	55.028	139.1	11:10:33.304	10	12:00.844 P	34.009	37.462	10:49.373	241.0	11:09:59.342
11	2:03.382	33.937	37.330	52.115	242.6	11:12:36.686	11	2:24.044	51.259	38.540	54.245	147.5	11:12:23.386
12	2:03.257	33.781	37.302	52.174	243.7	11:14:39.943	12	2:05.674	34.474	37.955	53.245	240.0	11:14:29.060
13	4:13.290 P	34.638	1:22.544	2:16.108	244.8	11:18:53.233	13	2:56.732	34.252	1:22.991	59.489	241.6	11:17:25.792
14	2:25.816	52.188	38.911	54.717	146.3	11:21:19.049	14	2:05.040	34.215	37.893	52.932	238.9	11:19:30.832
15	2:08.544	35.259	38.806	54.479	242.1	11:23:27.593	15	3:58.635 P	34.324	37.968	2:46.343	241.0	11:23:29.467
16	2:08.135	34.980	38.418	54.737	242.6	11:25:35.728	16	2:23.398	52.534	37.903	52.961	148.1	11:25:52.865
17	2:08.164	35.115	38.799	54.250	242.6	11:27:43.892	17	2:05.444	34.139	37.922	53.383	241.0	11:27:58.309
18	2:08.015	34.875	38.393	54.747	242.6	11:29:51.907	18	2:04.846	33.865	38.071	52.880	241.0	11:30:03.125
19	2:07.087	34.964	38.289	53.834	241.6	11:31:58.994	19	2:04.776	33.950	37.978	52.848	240.5	11:32:07.901
20	2:07.099	34.789	38.176	54.134	241.6	11:34:06.093	20	2:12.105		2:46.299	56.632	241.0	11:34:20.006
21	2:08.240	34.680	38.434	55.126	242.6	11:36:14.333	21	2:04.453	34.041	37.588	52.824	240.5	11:36:24.459
22		35.281	38.430		243.7		22		38.343	38.401		187.1	

14 Piotr Wira Mercedes AMG GT3 EVO							16 Marcelo Hahn Ferrari 296 GT3						
PROAM Daan Arrow Good Speed Racing Team							PROAM Allam Khodair AF Corse						
Lap D	Time	Sector 1	Sector 2	Sector 3	T. Spd	Elapsed	Lap D	Time	Sector 1	Sector 2	Sector 3	T. Spd	Elapsed
1	10:41:18.722	10:39:48.889	37.838	51.995	148.5	10:41:18.722	1	10:40:39.790	10:39:00.699	39.713	59.378	144.9	10:40:39.790
2	2:02.918	33.557	37.435	51.926	238.9	10:43:21.640	2	2:10.904	34.109	37.531	59.264	242.6	10:42:50.694
3	2:09.539	33.850	37.838	57.851	241.0	10:45:31.179	3	2:11.392	35.671	40.674	55.047	243.2	10:45:02.086
4	2:08.793	33.859	37.480	57.454	240.0	10:47:39.972	4	2:03.013	33.507	37.327	52.179	241.6	10:47:05.099
5	2:03.591	33.752	37.558	52.281	241.0	10:49:43.563	5	8:42.179 P	33.840	37.369	7:30.970	244.8	10:55:47.278
6	2:03.596	33.688	37.424	52.484	241.6	10:51:47.159	6	2:25.362	52.042	38.404	54.916	128.8	10:58:12.640
7	4:15.738 P	34.379	37.820	3:03.539	243.2	10:56:02.897	7	2:05.415	34.035	37.559	53.821	242.6	11:00:18.055
8	2:27.907	54.040	38.971	54.896	96.2	10:58:30.804	8	7:54.539 P	33.506	37.120	6:43.913	243.2	11:08:12.594
9	2:07.759	35.467	38.215	54.077	238.4	11:00:38.563	9	2:34.663	58.525	37.807	58.331	141.9	11:10:47.257
10	7:55.165 P	35.147	1:05.293	6:14.725	239.4	11:08:33.728	10	3:48.786 P	34.959	38.237	2:35.590	243.2	11:14:36.043
11	2:28.276	53.427	39.445	55.404	141.5	11:11:02.004	11	3:08.589	59.268	1:14.254	55.067	136.0	11:17:44.632
12	2:09.398	35.494	39.279	54.625	236.8	11:13:11.402	12	2:07.897	34.753	38.886	54.258	240.5	11:19:52.529
13	2:26.448	35.077	38.995	1:12.076	238.4	11:15:37.550	13	2:07.297	34.674	38.435	54.188	242.1	11:21:59.826
14	2:40.434	1:07.099	38.887	54.448	79.1	11:18:17.984	14	2:40.164	36.886	38.928	54.347	241.6	11:24:09.987
15	2:08.556	35.024	39.198	54.334	238.4	11:20:26.540	15	2:06.776	34.784	38.394	53.598	243.2	11:26:16.763
16	2:06.970	34.736	38.460	53.774	239.4	11:22:33.510	16	2:07.611	35.660	38.307	53.644	242.6	11:28:24.374
17	2:07.083	34.840	38.319	53.924	240.0	11:24:40.593	17	2:07.524	35.193	38.343	53.988	243.7	11:30:31.898
18	2:06.279	34.642	38.007	53.630	239.4	11:26:46.872	18	2:07.005	35.288	38.414	53.303	242.6	11:32:38.903
19	2:06.393	34.713	38.161	53.519	240.0	11:28:53.265	19	2:06.659	34.964	38.388	53.307	242.1	11:34:45.562
20	2:06.196	34.882	37.984	53.330	240.0	11:30:59.461	20	2:06.280	34.708	38.238	53.334	243.7	11:36:51.842
21	3:54.350 P	34.710	38.607	2:41.033	238.4	11:34:53.811	21		34.549	42.502		244.3	
22	2:27.595	49.997	37.920	59.678	149.5	11:37:21.406							
23	2:15.025 P	33.961	37.825	1:03.239	241.0	11:39:36.431							





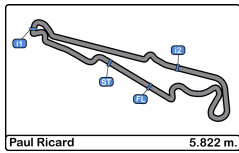
Paul Ricard
International GT Open
Free Practice - 1
Lap Analysis



17							20								
Diego Menchaca			Mercedes AMG GT3 EVO				Dominik Baumann			Mercedes AMG GT3 EVO					
PRO Marcos Siebert			Team Motopark				PRO Mikael Pitamber			SPS Automotive Performance					
Lap	D	Time	Sector 1	Sector 2	Sector 3	T. Spd	Elapsed	Lap	D	Time	Sector 1	Sector 2	Sector 3	T. Spd	Elapsed
1		10:38:50.513 P	10:37:12.364	38.360	59.789	152.5	10:38:50.513	1		10:40:58.251	10:39:11.941	42.668	1:03.642	100.0	10:40:58.251
2		3:16.857	1:45.343	37.885	53.629	152.5	10:42:07.370	2		2:06.400	35.076	37.979	53.345	240.5	10:43:04.651
3		2:04.501	34.162	37.683	52.656	241.6	10:44:11.871	3		2:05.760	34.524	38.045	53.191	241.6	10:45:10.411
4		2:03.926	34.014	37.431	52.481	241.6	10:46:15.797	4		2:51.528 P	34.952	38.120	1:38.456	241.0	10:48:01.939
5		2:03.607	33.810	37.316	52.481	242.6	10:48:19.404	5		2:27.692	54.768	38.170	54.754	118.4	10:50:29.631
6		2:07.465	34.086	37.249	56.130	243.2	10:50:26.869	6		2:05.342	34.589	37.650	53.103	243.2	10:52:34.973
7		2:03.849	34.000	37.344	52.505	241.6	10:52:30.718	7		2:05.009	34.331	37.773	52.905	242.1	10:54:39.982
8		2:09.481 P	33.794	37.352	58.335	242.1	10:54:40.199	8		2:05.767	34.221	37.912	53.634	242.6	10:56:45.749
9		6:10.322	4:39.991	37.802	52.529	120.4	11:00:50.521	9		2:05.833	34.496	37.913	53.424	243.7	10:58:51.582
10		3:29.239 P	34.048	1:08.276	1:46.915	243.7	11:04:19.760	10		10:47.649 P	34.691	37.850	9:35.108	242.1	11:09:39.231
11		7:11.087	5:39.369	38.195	53.523	123.1	11:11:30.847	11		2:31.697	58.592	38.453	54.652	71.3	11:12:10.928
12		2:05.338	34.347	37.774	53.217	242.6	11:13:36.185	12		2:03.939	34.006	37.729	52.204	241.6	11:14:14.867
13		2:25.248	33.947	37.586	1:13.685	243.2	11:16:01.403	13		2:56.217	33.722	1:01.080	1:21.415	243.2	11:17:11.084
14		2:35.909	1:00.410	38.847	56.652	79.6	11:18:37.312	14		2:03.441	33.776	37.632	52.033	240.5	11:19:14.525
15		2:15.137	33.610	37.582	1:03.945	243.7	11:20:52.449	15		3:36.971 P	33.621	37.579	2:25.771	242.6	11:22:51.496
16		2:04.725	33.442	37.535	53.748	243.7	11:22:57.174	16		2:22.761	50.307	38.086	54.368	151.8	11:25:14.257
17		2:03.898	33.660	37.534	52.704	243.7	11:25:01.072	17		2:05.294	33.665	37.840	53.789	242.6	11:27:19.551
18		2:06.007	34.039	37.302	54.666	244.8	11:27:07.079	18		2:05.087	34.174	37.957	52.956	243.7	11:29:24.638
19		2:03.111	33.386	37.421	52.304	244.3	11:29:10.190	19		2:04.376	34.026	37.612	52.738	242.6	11:31:29.014
20		2:03.044	33.457	37.499	52.088	244.8	11:31:13.234	20		2:04.234	33.705	37.539	52.990	243.2	11:33:33.248
21		2:09.572	33.907	40.969	54.696	242.1	11:33:22.806	21		2:06.105	34.030	37.967	54.108	245.4	11:35:39.353
22		2:03.953	33.389	37.611	52.953	243.7	11:35:26.759	22		2:04.319	34.039	37.537	52.743	244.3	11:37:43.672
23		2:23.383 P	33.515	37.284	1:12.584	244.8	11:37:50.142	23			38.875	42.940		214.2	

19							23								
Marzio Moretti			Lamborghini Huracan GT3 EVO2				Thor Haugen			Ferrari 488 GT3 2020					
PRO Artem Petrov			Oregon Team				PROAM Paolo Ruberti			Pellin Racing					
Lap	D	Time	Sector 1	Sector 2	Sector 3	T. Spd	Elapsed	Lap	D	Time	Sector 1	Sector 2	Sector 3	T. Spd	Elapsed
1		10:38:30.234	10:36:53.785	39.906	56.543	146.3	10:38:30.234	1		10:38:53.347	10:37:21.974	38.174	53.199	145.3	10:38:53.347
2		2:12.604	35.348	38.853	58.403	241.0	10:40:42.838	2		2:05.559	34.339	38.039	53.181	235.8	10:40:58.906
3		2:05.474	34.538	37.866	53.067	243.2	10:42:48.309	3		2:42.379	34.810	42.388	55.175	237.8	10:43:11.279
4		2:06.627	34.074	37.710	54.843	241.6	10:44:54.936	4		2:04.983	34.244	37.841	52.898	237.3	10:45:16.262
5		2:04.595	34.207	37.473	52.915	242.1	10:46:59.531	5		2:05.273	34.043	38.041	53.189	236.8	10:47:21.535
6		2:04.569	34.191	37.548	52.830	242.1	10:49:04.100	6		4:37.073 P	34.133	38.079	3:24.861	237.8	10:51:58.608
7		2:04.050	33.901	37.470	52.679	242.6	10:51:08.150	7		2:31.541	53.226	41.331	56.984	139.7	10:54:30.149
8		2:03.914	33.934	37.479	52.501	243.2	10:53:12.064	8		2:45.344	36.990	41.514	56.810	233.7	10:56:45.463
9		2:04.490	34.008	37.404	53.078	242.6	10:55:16.554	9		2:15.864	37.522	41.230	57.112	231.7	10:59:01.327
10		2:19.038	37.054	44.079	57.905	227.8	10:57:35.592	10		9:50.828 P	1:15.125	41.340	7:54.363	235.8	11:08:52.155
11		2:05.100	34.533	37.936	52.631	241.0	10:59:40.692	11		6:52.326 P	53.291	42.741	5:16.294	143.0	11:15:44.481
12		2:12.159 P	34.175	37.770	1:00.214	242.1	11:01:52.851	12		9:00.804 P	1:13.842	43.192	7:03.770	79.9	11:24:45.285
13		9:13.526 P	7:33.118	38.966	1:01.442	147.1	11:11:06.377	13		6:10.104 P	54.707	40.913	4:34.484	124.7	11:30:55.389
14		3:32.324	2:00.843	38.134	53.344	148.5	11:14:38.698	14		2:33.750	55.160	40.828	57.762	140.6	11:33:29.139
15		2:51.955	34.971	1:21.734	55.250	243.2	11:17:30.653	15		2:18.376	37.651	41.896	58.829	234.2	11:35:47.515
16		2:04.643	33.813	37.665	53.165	240.5	11:19:35.296	16		2:21.314	38.966	42.315	1:00.033	226.4	11:38:08.829
17		2:06.659	34.484	37.693	54.482	244.8	11:21:41.955	17			41.062	44.612		205.7	
18		2:04.931	34.067	37.737	53.127	243.7	11:23:46.886								
19		2:04.333	34.042	37.483	52.808	242.1	11:25:51.219								
20		2:04.137	33.785	37.408	52.944	243.7	11:27:55.356								
21		2:04.519	33.928	37.683	52.908	242.6	11:29:59.875								
22		2:04.482	34.069	37.527	52.886	243.7	11:32:04.357								
23		2:04.273	33.767	37.649	52.857	242.6	11:34:08.630								
24		2:05.015	33.872	37.421	53.722	243.7	11:36:13.645								
25		2:09.937 P	33.841	37.475	58.621	244.3	11:38:23.582								





Paul Ricard
International GT Open
Free Practice - 1
Lap Analysis

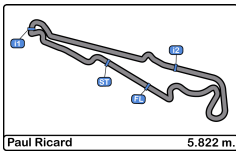


51							55								
Nicola Marinangeli							Laurent De Meeus								
Ferrari 296 GT3							Ferrari 296 GT3								
PRO Vincent Abril							PROAM Jamie Stanley								
Spirit of Race							AF Corse								
Lap	D	Time	Sector 1	Sector 2	Sector 3	T. Spd	Elapsed	Lap	D	Time	Sector 1	Sector 2	Sector 3	T. Spd	Elapsed
1		10:40:37.671	10:38:40.308	51.894	1:05.469	107.6	10:40:37.671	1		10:40:45.917	10:39:04.030	42.362	59.525	122.8	10:40:45.917
2		2:31.741	48.152	45.825	57.764	154.0	10:43:09.412	2		2:11.507	35.466	39.078	56.963	240.0	10:42:57.424
3		2:23.114	41.125	43.201	58.788	154.7	10:45:32.526	3		2:09.009	35.859	38.716	54.434	239.4	10:45:06.433
4		2:14.527	37.122	41.183	56.222	222.2	10:47:47.053	4		2:08.324	35.560	38.661	54.103	239.4	10:47:14.757
5		2:07.654	35.815	38.865	52.974	241.6	10:49:54.707	5		2:07.186	34.814	38.656	53.716	240.0	10:49:21.943
6		2:04.187	34.303	37.524	52.360	242.1	10:51:58.894	6		2:07.353	35.084	38.390	53.879	239.4	10:51:29.296
7		4:45.761 P	33.635	37.749	3:34.377	243.2	10:56:44.655	7		2:11.474	35.237	39.354	56.883	240.0	10:53:40.770
8		2:26.621	51.207	38.188	57.226	142.6	10:59:11.276	8		2:07.127	34.998	38.134	53.995	239.4	10:55:47.897
9		2:07.233	34.402	37.612	55.219	242.6	11:01:18.509	9		2:06.303	34.480	38.006	53.817	240.5	10:57:54.200
10		9:09.053 P	52.866	1:23.525	6:52.662	242.6	11:10:27.562	10		2:05.871	34.635	37.928	53.308	240.5	11:00:00.071
11		2:36.682	55.050	39.787	1:01.845	90.7	11:13:04.244	11		10:54.375 P	36.105	40.296	9:37.974	241.0	11:10:54.446
12		2:07.350	34.511	38.047	54.792	242.6	11:15:11.594	12		2:29.501	51.932	38.802	58.767	109.9	11:13:23.947
13		3:34.599 P	1:10.038	48.300	1:36.261	79.7	11:18:46.193	13		3:24.655 P	34.345	38.399	2:11.911	239.4	11:16:48.602
14		2:24.948	52.108	38.970	53.840	145.5	11:21:11.111	14		2:21.801	50.403	37.922	53.476	145.1	11:19:10.403
15		2:06.302	34.209	37.619	54.474	243.2	11:23:17.413	15		2:04.504	34.184	37.993	52.327	240.5	11:21:14.907
16		2:04.827	34.345	37.809	52.673	243.7	11:25:22.240	16		2:04.314	34.190	37.755	52.369	240.0	11:23:19.221
17		8:04.041 P	34.113	51.453	6:38.475	244.8	11:33:26.281	17		2:03.882	33.606	37.687	52.589	244.3	11:25:23.103
18		2:27.794	53.690	38.451	55.653	138.4	11:35:54.075	18		2:06.678	33.819	38.846	54.013	243.2	11:27:29.781
19		2:05.563	34.572	37.861	53.130	242.1	11:37:59.638	19		2:03.653	33.739	37.625	52.289	242.1	11:29:33.434
20			34.309	37.884		243.7		20		2:06.258	33.664	38.325	54.269	241.6	11:31:39.692

54							63								
Dexter Müller							Amaury Bonduel								
Mercedes AMG GT3 EVO							Lamborghini Huracan GT3 EVO2								
PROAM Yannick Mettler							PRO Leonardo Pulcini								
SPS Automotive Performance							Oregon Team								
Lap	D	Time	Sector 1	Sector 2	Sector 3	T. Spd	Elapsed	Lap	D	Time	Sector 1	Sector 2	Sector 3	T. Spd	Elapsed

1		10:39:57.289	10:38:22.674	39.403	55.212	148.1	10:39:57.289	1		10:39:48.412	10:38:10.656	40.769	56.987	143.8	10:39:48.412
2		2:10.903	35.823	38.470	56.610	237.3	10:42:08.192	2		2:09.396	35.972	39.897	53.527	240.5	10:41:57.808
3		2:11.388	36.445	39.690	55.253	240.0	10:44:19.580	3		2:04.736	34.253	37.757	52.726	243.2	10:44:02.544
4		2:10.957	36.573	39.220	55.164	240.5	10:46:30.537	4		2:11.381	34.023	41.142	56.216	241.6	10:46:13.925
5		2:09.690	35.548	38.890	55.252	238.4	10:48:40.227	5		2:04.577	34.274	37.456	52.847	243.2	10:48:18.502
6		2:09.597	36.085	38.979	54.533	238.4	10:50:49.824	6		2:04.228	34.080	37.484	52.664	244.8	10:50:22.730
7		2:08.876	35.217	39.113	54.546	240.5	10:52:58.700	7		2:04.471	34.065	37.564	52.842	243.7	10:52:27.201
8		3:38.820 P	35.270	39.363	2:24.187	241.0	10:56:37.520	8		2:09.715 P	33.919	37.148	58.648	245.4	10:54:36.916
9		2:24.488	51.085	38.583	54.820	146.9	10:59:02.008	9		3:31.175	1:50.795	37.506	1:02.874	147.9	10:58:08.091
10		2:08.788	35.696	38.573	54.519	241.6	11:01:10.796	10		2:02.644	33.591	37.179	51.841	242.6	11:00:10.702
11		7:52.247 P	37.820	1:21.143	5:53.284	241.0	11:09:03.043	11		2:37.405 P	33.555	37.118	1:26.732	243.2	11:02:48.107
12		2:29.449	57.029	38.384	54.036	121.7	11:11:32.492	12		8:58.279	7:26.663	38.558	53.058	147.9	11:11:46.386
13		2:10.986	34.355	38.294	58.337	243.7	11:13:43.478	13		2:02.534	33.602	37.104	51.825	246.5	11:13:48.917
14		2:29.933	34.188	38.022	1:17.723	241.6	11:16:13.411	14		2:50.678 P	33.717	38.121	1:38.840	244.3	11:16:39.595
15		2:26.738	49.059	38.580	59.099	80.7	11:18:40.149								
16		2:04.603	33.967	37.897	52.739	242.6	11:20:44.752								
17		3:15.584 P	34.097	39.654	2:01.833	244.8	11:24:00.336								
18		2:23.826	50.832	38.579	54.415	147.9	11:26:24.162								
19		2:09.432	35.000	38.408	56.024	241.0	11:28:33.594								
20		2:14.028	38.955	39.075	55.998	239.4	11:30:47.622								
21		2:08.203	35.416	38.453	54.334	240.5	11:32:55.825								
22		2:07.382	35.095	38.290	53.997	242.1	11:35:03.207								
23		2:07.287	34.953	38.279	54.055	242.1	11:37:10.494								
24			37.153	38.655		215.5									





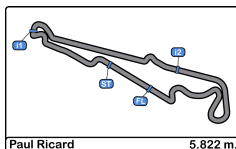
Paul Ricard
International GT Open
Free Practice - 1
Lap Analysis



66							75								
Stewart Proctor			McLaren 720S GT3				Filip Salaquarda			Audi R8 LMS GT3 Evo II					
PROAM		Lewis Proctor	Greystone GT				PROAM		Libor Milota	ISR Racing					
Lap	D	Time	Sector 1	Sector 2	Sector 3	T. Spd	Elapsed	Lap	D	Time	Sector 1	Sector 2	Sector 3	T. Spd	Elapsed
1		40:39:51.377	10:38:19.209	39.002	53.166	145.3	10:39:51.377	1		10:44:57.525 P	10:38:07.500	56.525	5:53.500	143.8	10:44:57.525
2		2:05.465	34.270	37.813	53.082	238.4	10:41:56.542	2		2:32.717	50.943	38.916	1:02.858	147.9	10:47:30.242
3		2:04.468	34.163	37.683	52.622	238.4	10:44:01.010	3		2:07.532	36.357	38.367	52.808	239.4	10:49:37.774
4		2:11.431 P	34.219	37.628	59.584	239.4	10:46:12.441	4		2:04.548	34.120	37.564	52.864	240.0	10:51:42.322
5		3:52.008	2:21.308	37.772	52.928	146.9	10:50:04.449	5		2:04.241	33.880	37.567	52.794	240.0	10:53:46.563
6		2:06.827	34.273	37.740	54.814	238.9	10:52:11.276	6		2:07.760	34.092	37.691	55.977	241.0	10:55:54.323
7		2:04.490	33.946	37.772	52.772	239.4	10:54:15.766	7		2:08.386	34.972	37.849	55.565	238.4	10:58:02.709
8		2:10.572 P	34.116	37.649	58.807	240.0	10:56:26.338	8		2:03.904	33.824	37.458	52.619	239.4	11:00:06.610
9		4:07.786	2:33.317	39.510	54.959	131.0	11:00:34.124	9		8:59.860 P	33.836	37.783	7:48.241	237.8	11:09:06.470
10		3:17.319 P	35.747	54.359	1:47.213	239.4	11:03:51.443	10		2:29.629	56.012	39.287	54.330	132.5	11:11:36.099
11		7:11.996	5:33.853	40.801	57.342	139.8	11:11:03.439	11		2:08.652	35.337	38.578	54.737	238.9	11:13:44.751
12		2:21.335 P	36.479	40.849	1:04.007	236.3	11:13:24.774	12		3:20.872 P	35.323	38.585	2:06.964	238.4	11:17:05.623
13		9:01.766 P	7:21.435	38.948	1:01.383	144.3	11:22:26.540	13		2:25.873	51.776	38.832	55.265	145.7	11:19:31.496
14		3:44.871	2:09.640	39.847	55.384	112.6	11:26:11.411	14		2:10.233	35.526	39.591	55.116	237.3	11:21:41.729
15		2:09.902	36.277	39.307	54.318	235.8	11:28:21.313	15		2:08.709	35.914	38.596	54.199	239.4	11:23:50.438
16		2:07.507	35.171	38.735	53.601	238.4	11:30:28.820	16		2:07.493	35.127	38.481	53.885	236.8	11:25:57.931
17		2:06.947	34.895	38.539	53.513	237.3	11:32:35.767	17		2:07.596	34.799	38.965	53.832	238.4	11:28:05.527
18		2:07.340	34.830	38.794	53.686	237.8	11:34:43.077	18		2:06.541	34.842	38.192	53.507	236.8	11:30:12.068
19		2:07.688	35.058	38.841	53.789	240.0	11:36:50.765	19		2:05.993	34.720	38.219	53.054	238.9	11:32:18.061
20		2:22.268 P	35.202	42.589	1:04.477	240.0	11:39:13.033	20		2:12.126	34.859	40.379	56.888	236.3	11:34:30.187

69							95								
Michael Blanchemain			Mercedes AMG GT3 EVO				Morten Strömsted			Mercedes AMG GT3 EVO					
PROAM		Jim Pla	Scuderia Villorba Corse				PROAM		Thomas Ikin	Team Motopark					
Lap	D	Time	Sector 1	Sector 2	Sector 3	T. Spd	Elapsed	Lap	D	Time	Sector 1	Sector 2	Sector 3	T. Spd	Elapsed
1		10:39:30.433	10:37:58.380	38.698	53.355	147.7	10:39:30.433	1		10:38:31.408	10:36:55.310	40.927	55.171	150.6	10:38:31.408
2		5:10.520 P	34.067	37.423	3:59.030	239.4	10:44:40.953	2		2:43.310	35.318	40.717	57.275	238.4	10:40:44.718
3		2:37.382	1:00.203	43.111	54.068	110.7	10:47:18.335	3		2:10.204	35.212	39.330	55.662	238.4	10:42:54.922
4		2:07.860	34.279	37.740	55.841	240.0	10:49:26.195	4		2:09.576	34.927	38.979	55.670	239.4	10:45:04.498
5		2:04.586	34.273	37.663	52.650	240.5	10:51:30.781	5		2:07.573	34.882	38.639	54.052	239.4	10:47:12.071
6		2:06.690	34.061	38.254	54.375	240.5	10:53:37.471	6		2:07.133	34.830	38.264	54.039	239.4	10:49:19.204
7		2:04.039	33.862	37.707	52.470	240.5	10:55:41.510	7		2:06.795	34.527	38.390	53.878	239.4	10:51:25.999
8		3:52.261 P	33.901	37.626	2:40.734	240.0	10:59:33.771	8		2:06.499	34.627	38.132	53.740	238.9	10:53:32.498
9		9:22.838 P	51.726	39.886	7:51.226	148.3	11:08:56.609	9		2:06.279	34.508	38.088	53.683	238.4	10:55:38.777
10		2:28.778	52.851	39.253	56.674	128.1	11:11:25.387	10		2:06.251	34.488	38.046	53.717	238.4	10:57:45.028
11		2:07.847	35.149	38.599	54.069	240.5	11:13:33.204	11		2:06.234	34.387	38.221	53.623	238.9	10:59:51.259
12		2:26.858	34.833	38.354	1:13.671	239.4	11:16:00.062	12		2:18.581 P	34.828	38.458	1:05.295	239.4	11:02:09.840
13		2:29.812	56.270	39.816	53.726	78.7	11:18:29.874	13		9:48.997	8:15.601	38.357	55.039	146.7	11:11:58.837
14		2:07.162	34.778	38.178	54.206	241.0	11:20:37.036	14		2:04.350	33.944	37.725	52.681	240.0	11:14:03.187
15		2:08.913	35.556	38.745	54.612	241.0	11:22:45.949	15		2:57.191 P	34.151	42.412	1:40.628	240.0	11:17:00.378
16		2:06.984	34.806	38.536	53.642	241.6	11:24:52.933	16		2:54.748	1:24.418	37.764	52.566	147.7	11:19:55.126
17		4:05.234 P	34.668	38.364	2:52.199	241.0	11:28:58.164	17		2:05.318	33.743	37.679	53.896	241.6	11:22:00.444
18		3:34.034 P	56.016	37.915	1:57.103	120.9	11:32:29.198	18		2:03.981	33.834	37.693	52.454	240.5	11:24:04.425
19		4:30.627 P			6:27.730		11:36:59.825	19		2:04.305	33.864	37.659	52.782	240.5	11:26:08.730
								20		2:03.499	33.690	37.359	52.450	240.0	11:28:12.229
								21		2:03.919	33.695	37.517	52.707	240.5	11:30:16.148
								22		2:03.798	33.686	37.420	52.692	239.4	11:32:19.946
								23		2:48.808	34.462	45.697	58.649	241.6	11:34:38.754
								24		2:11.337 P	33.808	37.782	59.747	239.4	11:36:50.091





Paul Ricard
International GT Open
Free Practice - 1
Lap Analysis



96

Lukas Dunner

Mercedes AMG GT3 EVO

777

Marcin Jedlinski

Audi R8 LMS GT3 Evo II

PRO Lorenzo Fluxá Team Motopark PROAM Karol Basz Olimp Racing

Lap	D	Time	Sector 1	Sector 2	Sector 3	T. Spd	Elapsed	Lap	D	Time	Sector 1	Sector 2	Sector 3	T. Spd	Elapsed		
1		10:38:39.953	10:37:07.573	39.200	53.180	148.5	10:38:39.953	1		10:39:38.307	P		10:39:38.307		10:39:38.307		
2		2:06.787	34.409	38.018	54.360	238.9	10:40:46.740	2		2:23.343	52.153	37.666	53.524	132.5	10:42:01.650		
3		2:06.904	34.978	38.091	53.835	240.5	10:42:53.644	3		2:04.558	34.017	37.296	53.245	243.2	10:44:06.208		
4		2:03.814	33.984	37.310	52.520	239.4	10:44:57.458	4		2:03.754	33.877	37.525	52.352	243.2	10:46:09.962		
5		2:07.016	33.932	37.535	55.549	240.0	10:47:04.474	5		2:03.740	33.896	37.320	52.494	244.8	10:48:13.672		
6		2:03.665	33.850	37.372	52.443	240.0	10:49:08.139	6		2:03.127	33.656	37.152	52.319	243.2	10:50:16.799		
7		2:02.946	33.662	37.141	52.143	240.0	10:51:11.085	7		2:03.370	33.807	37.247	52.316	243.2	10:52:20.169		
8		2:10.353	P	33.658	37.861	58.834	240.5	10:53:21.438	8		3:13.672	P	33.645	38.044	2:01.983	243.7	10:55:33.841
9		3:16.758	1:45.826	38.161	52.771	150.8	10:56:38.196	9		2:23.935	49.541	37.221	57.173	149.5	10:57:57.776		
10		2:06.054	34.827	38.997	52.230	241.0	10:58:44.250	10		2:03.145	33.808	37.290	52.047	243.2	11:00:00.921		
11		2:02.999	33.651	37.218	52.130	240.5	11:00:47.249	11		10:20.243	P	33.928	37.505	9:08.810	246.0	11:10:21.164	
12		3:31.146	P	33.618	1:11.114	1:46.414	241.0	11:04:18.395	12		2:26.570	52.596	39.975	53.999	118.1	11:12:47.734	
13		8:10.560	6:37.436	38.767	54.357	148.3	11:12:28.955	13		2:08.888	34.859	38.159	55.870	242.1	11:14:56.622		
14		2:04.050	34.153	37.609	52.288	241.0	11:14:33.005	14		2:54.052	51.081	1:09.029	53.942	243.2	11:17:50.674		
15		2:55.116	34.445	1:24.597	56.074	241.0	11:17:28.121	15		3:08.520	P	35.282	37.942	1:55.296	241.6	11:20:59.194	
16		2:06.213	33.746	38.108	54.359	240.0	11:19:34.334	16		3:41.025	P	53.026	39.194	2:08.805	115.8	11:24:40.219	
17		2:03.834	33.620	37.921	52.293	241.6	11:21:38.168	17		2:23.655	51.811	38.351	53.493	110.9	11:27:03.874		
18		2:09.259	P	33.481	37.638	58.140	240.5	11:23:47.427	18		2:05.094	34.383	37.732	52.979	243.7	11:29:08.968	
19		3:20.884	1:46.480	38.091	56.313	150.4	11:27:08.311	19		3:09.691	P	34.177	37.931	1:57.583	243.2	11:32:18.659	
20		2:03.613	33.641	37.649	52.323	242.1	11:29:11.924	20		2:22.029	50.188	38.140	53.701	150.2	11:34:40.688		
21		2:03.817	33.510	37.375	52.932	241.6	11:31:15.741	21		2:06.648	34.181	37.910	54.557	243.7	11:36:47.336		
22		2:04.038	34.209	37.558	52.271	241.0	11:33:19.779	22			36.114	40.517		238.9			
23		2:03.198	33.568	37.493	52.137	240.5	11:35:22.977										
24		2:15.224	P	34.355	37.505	1:03.364	241.6	11:37:38.201									

786

Kiki Sak Nana

Mercedes AMG GT3 EVO

AM Adam Osieka GetSpeed

108

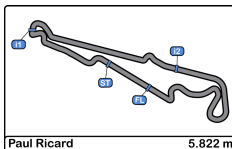
Ameerh Naran

Mercedes AMG GT3 EVO

PROAM Tom Jackson GetSpeed

Lap	D	Time	Sector 1	Sector 2	Sector 3	T. Spd	Elapsed	
1		10:38:58.002	10:37:23.481	38.831	55.690	149.7	10:38:58.002	
2		2:08.269	35.590	38.604	54.075	238.4	10:41:06.271	
3		2:06.942	34.427	38.109	53.376	239.4	10:43:12.183	
4		2:09.324	35.116	38.737	55.471	240.0	10:45:21.507	
5		2:06.899	34.831	38.023	53.039	240.0	10:47:27.400	
6		2:06.866	35.070	38.216	53.580	240.5	10:49:34.266	
7		2:05.034	34.277	37.961	52.796	240.0	10:51:39.300	
8		2:06.429	34.376	37.907	52.837	241.0	10:53:44.420	
9		2:12.532	P	34.917	38.366	59.249	241.0	10:55:56.952
10		3:22.808	P	1:43.290	38.446	1:01.072	152.3	10:59:19.760
11		4:28.527	P	1:48.560	52.289	1:47.678	149.3	11:03:48.287
12		7:20.977	5:48.993	38.504	53.480	148.1	11:11:09.264	
13		2:07.376	34.929	38.526	53.921	240.5	11:13:16.640	
14		2:22.746	34.572	38.513	1:09.631	241.0	11:15:39.356	
15		2:42.366	1:09.809	38.711	53.846	79.0	11:18:21.722	
16		2:19.405	37.683	43.161	58.261	236.8	11:27:36.228	
17		2:18.207	37.533	41.113	59.561	237.8	11:29:54.435	
18		2:18.612	40.020	40.825	57.767	236.3	11:32:13.047	
19		2:14.345	37.715	39.922	56.708	239.4	11:34:27.392	
20		2:16.498	37.092	41.770	57.636	240.5	11:36:43.890	
21		2:40.760	P	39.215	46.792	1:14.753	238.9	11:39:24.650
22		2:07.020	34.859	37.925	54.236	240.0	11:33:10.341	
23		2:06.042	34.723	38.124	53.195	240.5	11:35:16.383	
24		2:06.033	35.045	37.950	53.038	242.1	11:37:22.416	
25		2:13.197	P	34.510	37.965	1:00.722	243.2	11:39:35.613





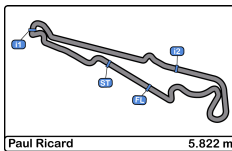
Paul Ricard
International GT Open
Free Practice - 1
Best Sectors Results



Paul Ricard 5.822 m

Sector - 1			Sector - 2			Sector - 3			Ideal Lap vs Best Lap		
Clas	Nº Driver	Time	Nº Driver	Time	Nº Driver	Time	Clas	Nº Driver	Ideal Lap	Best Lap	Clas
1	27 Pulcini - Agostini	33.378	8 Giuseppe Cipriani	35.777	27 Pulcini - Agostini	51.738	1	27 Pulcini - Agostini	2:02.291	2:02.702	3
2	9 Bartone - Schiller	33.378	10 Deledda - Pepper	37.104	9 Bartone - Schiller	51.795	2	9 Bartone - Schiller	2:02.391	2:02.568	2
3	17 Menchaca - Siebert	33.386	63 Bonduel - Pulcini	37.104	63 Bonduel - Pulcini	51.825	3	10 Deledda - Pepper	2:02.479	2:02.479	1
4	10 Deledda - Pepper	33.402	16 Hahn - Khodair	37.120	1 Reicher - Haase	51.903	4	63 Bonduel - Pulcini	2:02.484	2:04.228	22
5	1 Reicher - Haase	33.465	96 Dunner - Fluxá	37.141	24 Borodin - Webb	51.909	5	17 Menchaca - Siebert	2:02.723	2:03.044	8
6	96 Dunner - Fluxá	33.481	777 Jedlinski - Basz	37.152	14 Wira - Arrow	51.926	6	1 Reicher - Haase	2:02.738	2:02.856	4
7	16 Hahn - Khodair	33.506	27 Pulcini - Agostini	37.175	10 Deledda - Pepper	51.973	7	96 Dunner - Fluxá	2:02.752	2:02.946	6
8	11 Kirchmayr - Fumanelli	33.519	9 Bartone - Schiller	37.218	20 Baumann - Pitamber	52.033	8	16 Hahn - Khodair	2:02.805	2:03.013	7
9	63 Bonduel - Pulcini	33.555	17 Menchaca - Siebert	37.249	777 Jedlinski - Basz	52.047	9	777 Jedlinski - Basz	2:02.844	2:03.127	9
10	14 Wira - Arrow	33.557	12 Hash - Fontana	37.302	17 Menchaca - Siebert	52.088	10	8 Giuseppe Cipriani	2:02.862	2:04.770	26
11	55 De Meeus - Stanley	33.606	24 Borodin - Webb	37.344	12 Hash - Fontana	52.097	11	24 Borodin - Webb	2:02.885	2:07.935	32
12	20 Baumann - Pitamber	33.621	95 Strömsted - Ikin	37.359	96 Dunner - Fluxá	52.130	12	14 Wira - Arrow	2:02.907	2:02.918	5
13	15 Bergström - Menzel	33.622	1 Reicher - Haase	37.370	16 Hahn - Khodair	52.179	13	12 Hash - Fontana	2:03.117	2:03.257	10
14	24 Borodin - Webb	33.632	19 Moretti - Petrov	37.404	15 Bergström - Menzel	52.268	14	20 Baumann - Pitamber	2:03.191	2:03.441	11
15	51 Marinangeli - Abril	33.635	15 Bergström - Menzel	37.422	55 De Meeus - Stanley	52.289	15	15 Bergström - Menzel	2:03.312	2:03.513	13
16	777 Jedlinski - Basz	33.645	69 Blanchemain - Pla	37.423	51 Marinangeli - Abril	52.360	16	11 Kirchmayr - Fumanelli	2:03.393	2:03.678	15
17	25 Cozzi - Sernagiotto	33.651	14 Wira - Arrow	37.424	25 Cozzi - Sernagiotto	52.407	17	95 Strömsted - Ikin	2:03.495	2:03.499	12
18	95 Strömsted - Ikin	33.686	5 Jedlinski - Korzeniowski	37.448	11 Kirchmayr - Fumanelli	52.421	18	51 Marinangeli - Abril	2:03.519	2:04.187	21
19	6 Pierburg - Walker	33.695	11 Kirchmayr - Fumanelli	37.453	6 Pierburg - Walker	52.423	19	55 De Meeus - Stanley	2:03.520	2:03.653	14
20	12 Hash - Fontana	33.718	75 Salaquarda - Milota	37.458	95 Strömsted - Ikin	52.450	20	25 Cozzi - Sernagiotto	2:03.638	2:03.923	19
21	19 Moretti - Petrov	33.767	51 Marinangeli - Abril	37.524	69 Blanchemain - Pla	52.470	21	19 Moretti - Petrov	2:03.672	2:03.914	17
22	5 Jedlinski - Korzeniowski	33.801	20 Baumann - Pitamber	37.537	19 Moretti - Petrov	52.501	22	6 Pierburg - Walker	2:03.724	2:03.792	16
23	75 Salaquarda - Milota	33.824	25 Cozzi - Sernagiotto	37.580	75 Salaquarda - Milota	52.619	23	69 Blanchemain - Pla	2:03.755	2:04.039	20
24	69 Blanchemain - Pla	33.862	6 Pierburg - Walker	37.606	66 Proctor - Proctor	52.622	24	75 Salaquarda - Milota	2:03.901	2:04.241	23
25	66 Proctor - Proctor	33.946	55 De Meeus - Stanley	37.625	5 Jedlinski - Korzeniowski	52.672	25	5 Jedlinski - Korzeniowski	2:03.921	2:03.921	18
26	54 Müller - Mettler	33.967	66 Proctor - Proctor	37.628	54 Müller - Mettler	52.739	26	66 Proctor - Proctor	2:04.196	2:04.468	24
27	23 Haugen - Ruberti	34.043	42 Wallenwein - Blazek	37.824	786 Kiki - Osieka	52.796	27	54 Müller - Mettler	2:04.603	2:04.603	25
28	8 Giuseppe Cipriani	34.156	23 Haugen - Ruberti	37.841	23 Haugen - Ruberti	52.898	28	23 Haugen - Ruberti	2:04.782	2:04.983	27
29	42 Wallenwein - Blazek	34.256	7 Mardini - van der Helm	37.843	108 Naran - Jackson	52.923	29	786 Kiki - Osieka	2:04.980	2:05.034	28
30	786 Kiki - Osieka	34.277	54 Müller - Mettler	37.897	8 Giuseppe Cipriani	52.929	30	42 Wallenwein - Blazek	2:05.343	2:05.697	29
31	7 Mardini - van der Helm	34.282	786 Kiki - Osieka	37.907	42 Wallenwein - Blazek	53.263	31	108 Naran - Jackson	2:05.468	2:05.788	30
32	108 Naran - Jackson	34.571	108 Naran - Jackson	37.974	7 Mardini - van der Helm	53.420	32	7 Mardini - van der Helm	2:05.545	2:05.890	31





Paul Ricard
International GT Open
Free Practice - 1
Best 5 Lap Times



Paul Ricard 5.822 m

Cl	N° Entrant/Team	Nat	Driver 1	Nat	Driver 2	Nat	Vehicle	Cat	Cl	Best 1		Best 2		Best 3		Best 4		Best 5	
										Time	Lap	Time	Lap	Time	Lap	Time	Lap	Time	Lap
1	10 Oregon Team	ITA	Alessio Deledda	ITA	Jordan Pepper	ZAF	Lamborghini Huracan GT3 EVO2	PRO	1	2:02.479	20	2:03.338	19	2:04.708	4	2:05.784	3	2:05.829	9
2	9 GetSpeed	DEU	Anthony Bartone	USA	Fabian Schiller	DEU	Mercedes AMG GT3 EVO	PRO	2	2:02.568	17	2:02.903	3	2:03.355	2	2:03.976	21	2:04.595	20
3	27 Spirit of Race	CHE	Marco Pulcini	MCO	Riccardo Agostini	ITA	Ferrari 296 GT3	PROAM	1	2:02.702	7	2:02.771	5	2:04.374	6	2:04.968	15	2:05.107	18
4	1 Eastalent Racing	AUT	Simon Reicher	AUT	Christopher Haase	DEU	Audi R8 LMS GT3 Evo II	PRO	3	2:02.856	18	2:03.481	17	2:04.374	6	2:04.378	11	2:04.521	10
5	14 Good Speed Racing Team	POL	Piotr Wira	POL	Bro Daan Arrow	IND	Mercedes AMG GT3 EVO	PROAM	2	2:02.918	2	2:03.591	5	2:03.596	6	2:06.196	20	2:06.279	18
6	96 Team Motopark	DEU	Lukas Dunner	AUT	Lorenzo Fluxá	ESP	Mercedes AMG GT3 EVO	PRO	4	2:02.946	7	2:03.198	23	2:03.613	20	2:03.665	6	2:03.814	4
7	16 AF Corse	ITA	Marcelo Hahn	BRA	Allam Khodair	BRA	Ferrari 296 GT3	PROAM	3	2:03.013	4	2:05.415	7	2:06.280	20	2:07.611	16	2:07.897	12
8	17 Team Motopark	DEU	Diego Menchaca	MEX	Marcos Siebert	ARG	Mercedes AMG GT3 EVO	PRO	5	2:03.044	20	2:03.111	19	2:03.607	5	2:03.849	7	2:03.898	17
9	777 Olimp Racing	POL	Marcin Jedlinski	POL	Karol Basz	POL	Audi R8 LMS GT3 Evo II	PROAM	4	2:03.127	6	2:03.145	10	2:03.754	4	2:06.648	21	2:08.888	13
10	12 Car Collection Motorsport	DEU	Hash	USA	Alex Fontana	CHE	Porsche 911 GT3 R (992)	PROAM	5	2:03.257	12	2:03.382	11	2:03.474	2	2:03.552	8	2:04.435	7
11	20 SPS Automotive Performance	DEU	Dominik Baumann	AUT	Mikaeel Pitamber	ZAF	Mercedes AMG GT3 EVO	PRO	6	2:03.441	14	2:03.939	12	2:04.234	20	2:04.319	22	2:05.009	7
12	95 Team Motopark	DEU	Morten Strömsted	DNK	Thomas Ikin	GBR	Mercedes AMG GT3 EVO	PROAM	6	2:03.499	20	2:03.798	22	2:03.919	21	2:03.981	18	2:04.305	19
13	15 Car Collection Motorsport	DEU	Gustav Bergström	SWE	Nico Menzel	DEU	Porsche 911 GT3 R (992)	PRO	7	2:03.513	5	2:03.616	9	2:04.453	21	2:04.708	3	2:05.040	14
14	55 AF Corse	ITA	Laurent De Meeus	BEL	Jamie Stanley	GBR	Ferrari 296 GT3	PROAM	7	2:03.653	19	2:04.314	16	2:04.504	15	2:04.680	21	2:05.871	10
15	11 racing one	DEU	Ernst Kirchmayr	AUT	David Fumanelli	ITA	Ferrari 296 GT3	PROAM	8	2:03.678	7	2:03.923	6	2:07.192	16	2:07.501	11	2:09.764	19
16	6 GetSpeed	DEU	Valentin Pierburg	GBR	Aaron Walker	GBR	Mercedes AMG GT3 EVO	PROAM	9	2:03.792	8	2:04.122	6	2:05.775	16	2:06.743	13	2:11.012	9
17	19 Oregon Team	ITA	Marzio Moretti	ITA	Artem Petrov	ISR	Lamborghini Huracan GT3 EVO2	PRO	8	2:03.914	8	2:04.050	7	2:04.137	20	2:04.273	23	2:04.333	19
18	5 Olimp Racing	POL	Stanislaw Jedlinski	POL	Krystian Korzeniowski	POL	Ferrari 296 GT3	AM	1	2:03.921	11	2:04.343	6	2:04.656	7	2:18.066	16	2:20.574	5
19	25 AF Corse	ITA	Alessandro Cozzi	MCO	Giorgio Sernagiotto	ITA	Ferrari 296 GT3	PROAM	10	2:03.923	15	2:04.794	8	2:04.868	6	2:11.501	18	2:29.774	2
20	69 Scuderia Villorba Corse	ITA	Michael Blanchemain	FRA	Jim Pla	FRA	Mercedes AMG GT3 EVO	PROAM	11	2:04.039	7	2:04.586	5	2:07.162	14	2:08.913	15	2:28.778	10
21	51 Spirit of Race	CHE	Nicola Marinangeli	ITA	Vincent Abril	FRA	Ferrari 296 GT3	PRO	9	2:04.187	6	2:04.827	16	2:05.563	19	2:06.302	15	2:07.233	9
22	63 Oregon Team	ITA	Amaury Bonduel	BEL	Leonardo Pulcini	ITA	Lamborghini Huracan GT3 EVO2	PRO	10	2:04.228	6	2:04.471	7	2:04.577	5	2:04.736	3	2:09.396	2
23	75 ISR Racing	CZE	Filip Salaquarda	CZE	Libor Milota	CZE	Audi R8 LMS GT3 Evo II	PROAM	12	2:04.241	5	2:04.548	4	2:05.993	19	2:06.541	18	2:07.493	16
24	66 Greystone GT	GBR	Stewart Proctor	GBR	Lewis Proctor	GBR	McLaren 720S GT3	PROAM	13	2:04.468	3	2:04.490	7	2:06.827	6	2:06.947	17	2:07.507	16
25	54 CBRX by SPS	DEU	Dexter Müller	CHE	Yannick Mettler	CHE	Mercedes AMG GT3 EVO	PROAM	14	2:04.603	16	2:07.382	22	2:08.203	21	2:08.788	10	2:08.876	7
26	8 Il Barone Rampante	ITA	Giuseppe Cipriani	ITA		ITA	Lamborghini Huracan GT3 EVO	AM	2	2:04.770	16	2:04.964	17	2:05.112	10	2:05.514	15	2:05.675	14
27	23 Pellin Racing	ITA	Thor Haugen	USA	Bro Paolo Ruberti	ITA	Gol Ferrari 488 GT3 2020	PROAM	15	2:04.983	4	2:05.273	5	2:05.559	2	2:15.864	9	2:18.376	15
28	786 GetSpeed	DEU	Kiki Sak Nana	THA	Adam Osieka	DEU	Mercedes AMG GT3 EVO	AM	3	2:05.034	7	2:05.783	21	2:06.033	24	2:06.042	23	2:06.115	20
29	42 Leipert Motorsport	DEU	Mark Wallenwein	DEU	Maciej Blazek	POL	Lamborghini Huracan GT3 EVO2	PRO	11	2:05.697	8	2:06.441	9	2:06.540	4	2:07.702	22	2:07.885	3
30	108 Vimana by GetSpeed	DEU	Ameerh Naran	SWE	Bro Tom Jackson	GBR	Silv Mercedes AMG GT3 EVO	PROAM	16	2:05.788	6	2:06.420	4	2:07.299	3	2:07.382	7	2:09.721	5
31	7 Car Collection Motorsport	DEU	Bashar Mardini	CAN	Tijmen van der Helm	AUT	Porsche 911 GT3 R (992)	PROAM	17	2:05.890	5	2:06.001	20	2:06.220	19	2:06.573	3	2:06.663	8
32	24 Greystone GT	GBR	Andrey Borodin	FIA	Oliver Webb	GBR	McLaren 720s GT3 Evo	PROAM	18	2:07.935	18	2:08.518	17	2:10.035	16	2:10.196	15	2:10.369	6



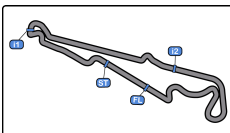


Paul Ricard
International GT Open
Free Practice - 1
Best 5 Top Speeds



Cl	N° Entrant/Team	Nat	Driver 1	Nat	Driver 2	Nat	Vehicle	Cat	Cl	Top 1		Top 2		Top 3		Top 4		Top 5		Avg
										Km/h	Lap	Km/h	Lap	Km/h	Lap	Km/h	Lap	Km/h	Lap	
1	10 Oregon Team	ITA	Alessio Deledda	ITA	Jordan Pepper	ZAF	Lamborghini Huracan GT3 EVO2	PRO	1	247.1	18	246.5	7	246.0	8	246.0	13	245.4	11	246.2
2	63 Oregon Team	ITA	Amaury Bonduel	BEL	Leonardo Pulcini	ITA	Lamborghini Huracan GT3 EVO2	PRO	2	246.5	13	245.4	8	244.8	6	244.3	14	243.7	7	245.0
3	777 Olimp Racing	POL	Marcin Jedlinski	POL	Karol Basz	POL	Audi R8 LMS GT3 Evo II	PROAM	1	246.0	11	244.8	5	243.7	8	243.7	18	243.7	21	244.4
4	20 SPS Automotive Performance	DEU	Dominik Baumann	AUT	Mikaeel Pitamber	ZAF	Mercedes AMG GT3 EVO	PRO	3	245.4	21	244.3	22	243.7	9	243.7	18	243.2	6	244.1
5	12 Car Collection Motorsport	DEU	Hash	USA	Alex Fontana	CHE	Porsche 911 GT3 R (992)	PROAM	2	244.8	13	243.7	9	243.7	12	243.7	22	242.6	4	243.7
6	16 AF Corse	ITA	Marcelo Hahn	BRA	Allam Khodair	BRA	Ferrari 296 GT3	PROAM	3	244.8	5	244.3	21	243.7	17	243.7	20	243.2	3	244.0
7	17 Team Motopark	DEU	Diego Menchaca	MEX	Marcos Siebert	ARG	Mercedes AMG GT3 EVO	PRO	4	244.8	18	244.8	20	244.8	23	244.3	19	243.7	10	244.5
8	19 Oregon Team	ITA	Marzio Moretti	ITA	Artem Petrov	ISR	Lamborghini Huracan GT3 EVO2	PRO	5	244.8	17	244.3	25	243.7	18	243.7	20	243.7	22	244.1
9	51 Spirit of Race	CHE	Nicola Marinangeli	ITA	Vincent Abril	PAR	Ferrari 296 GT3	PRO	6	244.8	17	243.7	16	243.7	20	243.2	7	243.2	15	243.7
10	54 CBRX by SPS	DEU	Dexter Müller	CHE	Yannick Mettler	CHE	Mercedes AMG GT3 EVO	PROAM	4	244.8	17	243.7	13	242.6	16	242.1	22	242.1	23	243.1
11	1 Eastalent Racing	AUT	Simon Reicher	AUT	Christopher Haase	DEU	Audi R8 LMS GT3 Evo II	PRO	7	244.3	23	243.7	19	243.2	12	243.2	18	242.6	3	243.4
12	7 Car Collection Motorsport	DEU	Bashar Mardini	CAN	Tijmen van der Helm	NLD	Porsche 911 GT3 R (992)	PROAM	5	244.3	12	243.2	6	242.6	4	242.6	15	242.6	17	243.1
13	11 racing one	DEU	Ernst Kirchmayr	AUT	David Fumanelli	ITA	Ferrari 296 GT3	PROAM	6	244.3	4	244.3	8	244.3	21	243.7	3	243.7	6	244.1
14	25 AF Corse	ITA	Alessandro Cozzi	ITA	Giorgio Sernagiotto	ITA	Ferrari 296 GT3	PROAM	7	244.3	6	244.3	10	243.2	15	242.6	4	242.6	12	243.4
15	55 AF Corse	ITA	Laurent De Meeus	BEL	Jamie Stanley	GBR	Ferrari 296 GT3	PROAM	8	244.3	17	243.7	22	243.7	23	243.2	18	242.1	19	243.4
16	14 Good Speed Racing Team	POL	Piotr Wira	IND	Bro Daan Arrow	IND	Mercedes AMG GT3 EVO	PROAM	9	243.2	7	241.6	6	241.0	3	241.0	5	241.0	23	241.6
17	27 Spirit of Race	CHE	Marco Pulcini	MEX	Riccardo Agostini	ITA	Ferrari 296 GT3	PROAM	10	243.2	10	243.2	11	242.1	2	242.1	3	242.1	16	242.5
18	108 Vimana by GetSpeed	DEU	Ameerh Naran	ZWE	Bro Tom Jackson	GBR	Silv Mercedes AMG GT3 EVO	PROAM	11	243.2	5	242.1	7	241.6	8	240.5	4	240.5	18	241.6
19	786 GetSpeed	DEU	Kiki Sak Nana	THA	Adam Osieka	DEU	Mercedes AMG GT3 EVO	AM	1	243.2	25	242.1	20	242.1	24	241.6	19	241.0	8	242.0
20	9 GetSpeed	DEU	Anthony Bartone	USA	Fabian Schiller	DEU	Mercedes AMG GT3 EVO	PRO	8	242.6	18	241.6	4	241.6	11	241.6	14	241.6	17	241.8
21	24 Greystone GT	GBR	Andrey Borodin	IND	Oliver Webb	GBR	McLaren 720s GT3 Evo	PROAM	12	242.6	22	242.1	18	241.6	13	241.0	4	241.0	7	241.7
22	42 Leipert Motorsport	DEU	Mark Wallenwein	DEU	Maciej Blazek	POL	Lamborghini Huracan GT3 EVO2	PRO	9	242.6	17	242.1	3	242.1	4	242.1	5	242.1	16	242.2
23	96 Team Motopark	DEU	Lukas Dunner	AUT	Lorenzo Fluxá	ESP	Mercedes AMG GT3 EVO	PRO	10	242.1	20	241.6	17	241.6	21	241.6	24	241.0	10	241.6
24	5 Olimp Racing	POL	Stanislaw Jedlinski	POL	Krystian Korzeniowski	POL	Ferrari 296 GT3	AM	2	241.6	11	240.5	6	240.5	7	240.5	10	240.0	2	240.6
25	6 GetSpeed	DEU	Valentin Pierburg	DEU	Aaron Walker	GBR	Mercedes AMG GT3 EVO	PROAM	13	241.6	19	241.0	13	241.0	14	241.0	18	240.5	7	241.0
26	8 Il Barone Rampante	ITA	Giuseppe Cipriani	ITA		ITA	Lamborghini Huracan GT3 EVO	AM	3	241.6	3	241.0	10	241.0	15	241.0	19	240.5	7	241.0
27	15 Car Collection Motorsport	DEU	Gustav Bergström	SWE	Nico Menzel	DEU	Porsche 911 GT3 R (992)	PRO	11	241.6	9	241.6	13	241.0	3	241.0	10	241.0	15	241.2
28	69 Scuderia Villorba Corse	ITA	Michael Blanchemain	FRA	Jim Pla	PAR	Mercedes AMG GT3 EVO	PROAM	14	241.6	16	241.0	14	241.0	15	241.0	17	240.5	5	241.0
29	95 Team Motopark	DEU	Morten Strömsted	DNK	Thomas Ikin	GBR	Mercedes AMG GT3 EVO	PROAM	15	241.6	17	241.6	23	240.5	18	240.5	19	240.5	21	240.9
30	75 ISR Racing	CZE	Filip Salaquarda	CZE	Libor Milota	CZE	Audi R8 LMS GT3 Evo II	PROAM	16	241.0	6	241.0	21	240.0	4	240.0	5	239.4	3	240.3
31	66 Greystone GT	GBR	Stewart Proctor	GBR	Lewis Proctor	GBR	McLaren 720S GT3	PROAM	17	240.0	8	240.0	19	240.0	20	239.4	4	239.4	7	239.7
32	23 Pellin Racing	ITA	Thor Haugen	USA	Bro Paolo Ruberti	ITA	Gol Ferrari 488 GT3 2020	PROAM	18	237.8	3	237.8	6	237.3	4	236.8	5	235.8	2	237.1





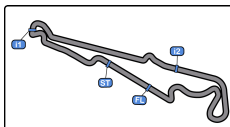
Paul Ricard
International GT Open
Free Practice - 1
Fastest Laps Sequence

Paul Ricard 5.822 m



Lap	Time of Day	Session Time	N° Entrant/Team	Nat	Driver 1	Nat	Driver 2	Nat	Vehicle	Cat	Time	Km/h
2	10:40:42.101	4:42.101	15 Car Collection Motorsport	DEU	Gustav Bergström	SWE	Nico Menzel	DEU	Porsche 911 GT3 R (992)	PRO	2:13.176	157.9
2	10:40:42.838	4:42.838	19 Oregon Team	ITA	Marzio Moretti	ITA	Artem Petrov	ISR	Lamborghini Huracan GT3 EVO2	PRO	2:12.604	158.6
2	10:40:43.679	4:43.679	7 Car Collection Motorsport	DEU	Bashar Mardini	CAN	Tijmen van der Helm	NLD	Porsche 911 GT3 R (992)	PROAM	2:09.862	161.9
2	10:40:46.740	4:46.740	96 Team Motopark	DEU	Lukas Dunner	AUT	Lorenzo Fluxá	ESP	Mercedes AMG GT3 EVO	PRO	2:06.787	165.8
2	10:40:58.906	4:58.906	23 Pellin Racing	ITA	Thor Haugen	USA	Bronze Paolo Ruberti	ITA	Gold Ferrari 488 GT3 2020	PROAM	2:05.559	167.5
2	10:41:13.788	5:13.788	12 Car Collection Motorsport	DEU	Hash	USA	Alex Fontana	CHE	Porsche 911 GT3 R (992)	PROAM	2:03.474	170.3
2	10:41:50.816	5:50.816	9 GetSpeed	DEU	Anthony Bartone	USA	Fabian Schiller	DEU	Mercedes AMG GT3 EVO	PRO	2:03.355	170.4
2	10:43:21.640	7:21.640	14 Good Speed Racing Team	POL	Piotr Wira	POL	Bronze Daan Arrow	IND	Mercedes AMG GT3 EVO	PROAM	2:02.918	171.0
3	10:43:53.719	7:53.719	9 GetSpeed	DEU	Anthony Bartone	USA	Fabian Schiller	DEU	Mercedes AMG GT3 EVO	PRO	2:02.903	171.1
5	10:53:01.066	17:01.066	27 Spirit of Race	CHE	Marco Pulcini	MCO	Riccardo Agostini	ITA	Ferrari 296 GT3	PROAM	2:02.771	171.3
7	10:57:08.142	21:08.142	27 Spirit of Race	CHE	Marco Pulcini	MCO	Riccardo Agostini	ITA	Ferrari 296 GT3	PROAM	2:02.702	171.4
17	11:25:15.114	49:15.114	9 GetSpeed	DEU	Anthony Bartone	USA	Fabian Schiller	DEU	Mercedes AMG GT3 EVO	PRO	2:02.568	171.5
20	11:31:18.779	55:18.779	10 Oregon Team	ITA	Alessio Deledda	ITA	Jordan Pepper	ZAF	Lamborghini Huracan GT3 EVO2	PRO	2:02.479	171.7





Paul Ricard
International GT Open
Free Practice - 1

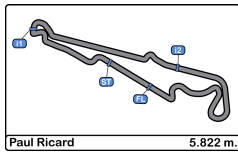
Event Best Maximum Speed

Paul Ricard 5.822 m



N°	Entrant/Team	Nat	Driver 1	Nat	Driver 2	Nat	Vehicle	Cat	Km/h	Session
10	Oregon Team	ITA	Alessio Deledda	ITA	Jordan Pepper	ZAF	Lamborghini Huracan GT3 EVO2	PRO	247.1	Free Practice - 1
63	Oregon Team	ITA	Amaury Bonduel	BEL	Leonardo Pulcini	ITA	Lamborghini Huracan GT3 EVO2	PRO	246.5	Free Practice - 1
11	racing one	DEU	Ernst Kirchmayr	AUT	David Fumanelli	ITA	Ferrari 296 GT3	PROAM	246.0	Private Test
777	Olimp Racing	POL	Marcin Jedlinski	POL	Karol Basz	POL	Audi R8 LMS GT3 Evo II	PROAM	246.0	Free Practice - 1
16	AF Corse	ITA	Marcelo Hahn	BRA	Allam Khodair	BRA	Ferrari 296 GT3	PROAM	245.4	Private Test
20	SPS Automotive Performance	DEU	Dominik Baumann	AUT	Mikael Pitamber	ZAF	Mercedes AMG GT3 EVO	PRO	245.4	Free Practice - 1
55	AF Corse	ITA	Laurent De Meeus	BEL	Jamie Stanley	GBR	Ferrari 296 GT3	PROAM	244.8	Private Test
12	Car Collection Motorsport	DEU	Hash	USA	Alex Fontana	CHE	Porsche 911 GT3 R (992)	PROAM	244.8	Free Practice - 1
19	Oregon Team	ITA	Marzio Moretti	ITA	Artem Petrov	ISR	Lamborghini Huracan GT3 EVO2	PRO	244.8	Free Practice - 1
54	CBRX by SPS	DEU	Dexter Müller	CHE	Yannick Mettler	CHE	Mercedes AMG GT3 EVO	PROAM	244.8	Free Practice - 1
51	Spirit of Race	CHE	Nicola Marinangeli	ITA	Vincent Abril	FRA	Ferrari 296 GT3	PRO	244.8	Free Practice - 1
17	Team Motopark	DEU	Diego Menchaca	MEX	Marcos Siebert	ARG	Mercedes AMG GT3 EVO	PRO	244.8	Free Practice - 1
47	AF Corse	ITA	Roberto Lacorte	ITA			Ferrari 296 GT3	AM	244.3	Private Test
25	AF Corse	ITA	Alessandro Cozzi	MCO	Giorgio Sernagiotto	ITA	Ferrari 296 GT3	PROAM	244.3	Free Practice - 1
7	Car Collection Motorsport	DEU	Bashar Mardini	CAN	Tijmen van der Helm	NLD	Porsche 911 GT3 R (992)	PROAM	244.3	Free Practice - 1
1	Eastalent Racing	AUT	Simon Reicher	AUT	Christopher Haase	DEU	Audi R8 LMS GT3 Evo II	PRO	244.3	Free Practice - 1
27	Spirit of Race	CHE	Marco Pulcini	MCO	Riccardo Agostini	ITA	Ferrari 296 GT3	PROAM	243.7	Private Test
5	Olimp Racing	POL	Stanislaw Jedlinski	POL	Krystian Korzeniowski	POL	Ferrari 296 GT3	AM	243.7	Private Test
24	Greystone GT	GBR	Andrey Borodin	ITA	Oliver Webb	GBR	McLaren 720s GT3 Evo	PROAM	243.7	Private Test
108	Vimana by GetSpeed	DEU	Ameerh Naran	ZWE	Bronze Tom Jackson	GBR	Silver Mercedes AMG GT3 EVO	PROAM	243.2	Free Practice - 1
14	Good Speed Racing Team	POL	Piotr Wira	POL	Bronze Daan Arrow	ITA	Mercedes AMG GT3 EVO	PROAM	243.2	Free Practice - 1
786	GetSpeed	DEU	Kiki Sak Nana	THA	Adam Osieka	DEU	Mercedes AMG GT3 EVO	AM	243.2	Free Practice - 1
6	GetSpeed	DEU	Valentin Pierburg	DEU	Aaron Walker	GBR	Mercedes AMG GT3 EVO	PROAM	242.6	Private Test
75	ISR Racing	CZE	Filip Salaquarda	CZE	Libor Milota	CZE	Audi R8 LMS GT3 Evo II	PROAM	242.6	Private Test
42	Leipert Motorsport	DEU	Mark Wallenwein	DEU	Maciej Blazek	POL	Lamborghini Huracan GT3 EVO2	PRO	242.6	Free Practice - 1
9	GetSpeed	DEU	Anthony Bartone	USA	Fabian Schiller	DEU	Mercedes AMG GT3 EVO	PRO	242.6	Free Practice - 1
15	Car Collection Motorsport	DEU	Gustav Bergström	SWE	Nico Menzel	DEU	Porsche 911 GT3 R (992)	PRO	242.1	Private Test
96	Team Motopark	DEU	Lukas Dunner	AUT	Lorenzo Fluxá	ESP	Mercedes AMG GT3 EVO	PRO	242.1	Free Practice - 1
69	Scuderia Villorba Corse	ITA	Michael Blanchemain	FRA	Jim Pla	FRA	Mercedes AMG GT3 EVO	PROAM	241.6	Private Test
8	Il Barone Rampante	ITA	Giuseppe Cipriani	ITA			Lamborghini Huracan GT3 EVO	AM	241.6	Free Practice - 1
95	Team Motopark	DEU	Morten Strömsted	DNK	Thomas Ikin	GBR	Mercedes AMG GT3 EVO	PROAM	241.6	Free Practice - 1
23	Pellin Racing	ITA	Thor Haugen	USA	Bronze Paolo Ruberti	ITA	Gold Ferrari 488 GT3 2020	PROAM	240.5	Private Test
66	Greystone GT	GBR	Stewart Proctor	GBR	Lewis Proctor	ITA	McLaren 720S GT3	PROAM	240.0	Free Practice - 1





Paul Ricard
International GT Open
Free Practice - 1
Pit Stop Analysis



1 Simon Reicher Audi R8 LMS GT3 Evo II
 PRO Christopher Haase Eastalent Racing

N°	In Day Time	In Time	Out Time	Pit Time	T. Pit Time	Handicap	Diff.
1	11:04:01.735	11:04:01.735	11:09:45.263	5:43.528	5:43.528		
2	11:11:48.244	11:11:48.244	11:13:08.400	1:20.156	7:03.684		
3	11:17:58.980	11:17:58.980	11:19:19.050	1:20.070	8:23.754		
4	11:32:00.920	11:32:00.920	11:33:21.392	1:20.472	9:44.226		

5 Stanislaw Jedlinski Ferrari 296 GT3
 AM Krystian Korzeniowski Olimp Racing

N°	In Day Time	In Time	Out Time	Pit Time	T. Pit Time	Handicap	Diff.
1	10:44:24.826	10:44:24.826	10:45:10.554	45.728	45.728		
2	10:47:19.543	10:47:19.543	10:48:39.881	1:20.338	2:06.066		
3	10:56:55.670	10:56:55.670	11:08:33.982	11:38.312	13:44.378		
4	11:17:56.190	11:17:56.190	11:20:00.394	2:04.204	15:48.582		
5	11:24:41.333	11:24:41.333	11:26:17.033	1:35.700	17:24.282		

6 Valentin Pierburg Mercedes AMG GT3 EVO
 PROAM Aaron Walker GetSpeed

N°	In Day Time	In Time	Out Time	Pit Time	T. Pit Time	Handicap	Diff.
1	10:57:02.377	10:57:02.377	10:58:52.496	1:50.119	1:50.119		
2	11:04:45.834	11:04:45.834	11:08:31.573	3:45.739	5:35.858		
3	11:26:09.874	11:26:09.874	11:28:42.938	2:33.064	8:08.922		

7 Bashar Mardini Porsche 911 GT3 R (992)
 PROAM Tijmen van der Helm Car Collection Motorsport

N°	In Day Time	In Time	Out Time	Pit Time	T. Pit Time	Handicap	Diff.
1	10:49:06.814	10:49:06.814	10:51:18.053	2:11.239	2:11.239		
2	10:57:36.012	10:57:36.012	11:01:20.235	3:44.223	5:55.462		
3	11:05:20.045	11:05:20.045	11:09:15.924	3:55.879	9:51.341		
4	11:15:59.897	11:15:59.897	11:18:33.480	2:33.583	12:24.924		

8 Giuseppe Cipriani Lamborghini Huracan GT3 EVO
 AM Il Barone Rampante

N°	In Day Time	In Time	Out Time	Pit Time	T. Pit Time	Handicap	Diff.
1	10:46:26.305	10:46:26.305	10:49:55.651	3:29.346	3:29.346		
2	10:56:25.436	10:56:25.436	11:08:26.842	12:01.406	15:30.752		
3	11:17:55.445	11:17:55.445	11:19:41.230	1:45.785	17:16.537		

9 Anthony Bartone Mercedes AMG GT3 EVO
 PRO Fabian Schiller GetSpeed

N°	In Day Time	In Time	Out Time	Pit Time	T. Pit Time	Handicap	Diff.
1	10:47:59.413	10:47:59.413	10:50:00.594	2:01.181	2:01.181		
2	11:02:53.401	11:02:53.401	11:08:27.680	5:34.279	7:35.460		
3	11:14:44.383	11:14:44.383	11:16:04.163	1:19.780	8:55.240		
4	11:18:25.630	11:18:25.630	11:21:08.861	2:43.231	11:38.471		
5	11:27:18.595	11:27:18.595	11:28:38.630	1:20.035	12:58.506		

10 Alessio Deledda Lamborghini Huracan GT3 EVO2
 PRO Jordan Pepper Oregon Team

N°	In Day Time	In Time	Out Time	Pit Time	T. Pit Time	Handicap	Diff.
1	10:48:56.602	10:48:56.602	10:50:31.041	1:34.439	1:34.439		
2	11:04:40.928	11:04:40.928	11:09:53.372	5:12.444	6:46.883		
3	11:16:59.637	11:16:59.637	11:18:36.521	1:36.884	8:23.767		
4	11:33:21.089	11:33:21.089	11:34:56.173	1:35.084	9:58.851		

11 Ernst Kirchmayr Ferrari 296 GT3
 PROAM David Fumanelli racing one

N°	In Day Time	In Time	Out Time	Pit Time	T. Pit Time	Handicap	Diff.
1	10:46:27.224	10:46:27.224	10:48:31.859	2:04.635	2:04.635		
2	10:56:49.228	10:56:49.228	10:59:46.876	2:57.648	5:02.283		
3	11:02:08.482	11:02:08.482	11:09:38.132	7:29.650	12:31.933		
4	11:16:38.691	11:16:38.691	11:18:10.602	1:31.911	14:03.844		

12 Hash Porsche 911 GT3 R (992)
 PROAM Alex Fontana Car Collection Motorsport

N°	In Day Time	In Time	Out Time	Pit Time	T. Pit Time	Handicap	Diff.
1	10:56:01.104	10:56:01.104	11:08:22.499	12:21.395	12:21.395		
2	11:17:29.132	11:17:29.132	11:19:10.062	1:40.930	14:02.325		

14 Piotr Wira Mercedes AMG GT3 EVO
 PROAM Daan Arrow Good Speed Racing Team

N°	In Day Time	In Time	Out Time	Pit Time	T. Pit Time	Handicap	Diff.
1	10:53:49.367	10:53:49.367	10:56:19.949	2:30.582	2:30.582		
2	11:03:56.942	11:03:56.942	11:08:51.696	4:54.754	7:25.336		
3	11:33:11.597	11:33:11.597	11:35:10.719	1:59.122	9:24.458		

15 Gustav Bergström Porsche 911 GT3 R (992)
 PRO Nico Menzel Car Collection Motorsport

N°	In Day Time	In Time	Out Time	Pit Time	T. Pit Time	Handicap	Diff.
1	10:48:57.398	10:48:57.398	10:51:48.034	2:50.636	2:50.636		
2	10:59:59.933	10:59:59.933	11:10:16.153	10:16.220	13:06.856		
3	11:21:34.564	11:21:34.564	11:23:46.251	2:11.687	15:18.543		

16 Marcelo Hahn Ferrari 296 GT3
 PROAM Allam Khodair AF Corse

N°	In Day Time	In Time	Out Time	Pit Time	T. Pit Time	Handicap	Diff.
1	10:49:11.437	10:49:11.437	10:56:03.930	6:52.493	6:52.493		
2	11:02:52.501	11:02:52.501	11:08:36.852	5:44.351	12:36.844		
3	11:12:50.555	11:12:50.555	11:14:52.708	2:02.153	14:38.997		

17 Diego Menchaca Mercedes AMG GT3 EVO
 PRO Marcos Siebert Team Motopark

N°	In Day Time	In Time	Out Time	Pit Time	T. Pit Time	Handicap	Diff.
1	10:38:42.152	10:38:42.152	10:40:02.095	1:19.943	1:19.943		
2	10:54:31.840	10:54:31.840	10:58:46.412	4:14.572	5:34.515		
3	11:04:10.723	11:04:10.723	11:09:22.137	5:11.414	10:45.929		

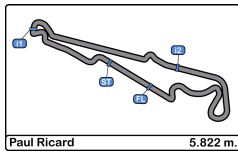
19 Marzio Moretti Lamborghini Huracan GT3 EVO2
 PRO Artem Petrov Oregon Team

N°	In Day Time	In Time	Out Time	Pit Time	T. Pit Time	Handicap	Diff.
1	11:01:44.544	11:01:44.544	11:08:50.805	7:06.261	7:06.261		
2	11:10:58.083	11:10:58.083	11:12:33.488	1:35.405	8:41.666		

20 Dominik Baumann Mercedes AMG GT3 EVO
 PRO Mikael Pitamber SPS Automotive Performance

N°	In Day Time	In Time	Out Time	Pit Time	T. Pit Time	Handicap	Diff.
1	10:47:16.312	10:47:16.312	10:48:22.047	1:05.735	1:05.735		
2	11:00:57.285	11:00:57.285	11:09:56.032	8:58.747	10:04.482		
3	11:21:17.996	11:21:17.996	11:23:08.257	1:50.261	11:54.743		





Paul Ricard
International GT Open
Free Practice - 1
Pit Stop Analysis



23 Thor Haugen Ferrari 488 GT3 2020
 PROAM Paolo Ruberti Pellin Racing

N°	In Day Time	In Time	Out Time	Pit Time	T. Pit Time	Handicap	Diff.
1	10:49:27.014	10:49:27.014	10:52:15.376	2:48.362	2:48.362		
2	11:01:58.395	11:01:58.395	11:09:08.912	7:10.517	9:58.879		
3	11:11:31.718	11:11:31.718	11:16:01.239	4:29.521	14:28.400		
4	11:18:41.353	11:18:41.353	11:25:02.071	6:20.718	20:49.118		
5	11:27:17.882	11:27:17.882	11:31:12.176	3:54.294	24:43.412		

24 Andrey Borodin McLaren 720s GT3 Evo
 PROAM Oliver Webb Greystone GT

N°	In Day Time	In Time	Out Time	Pit Time	T. Pit Time	Handicap	Diff.
1	10:45:05.060	10:45:05.060	10:47:26.655	2:21.595	2:21.595		
2	10:58:48.901	10:58:48.901	11:00:51.453	2:02.552	4:24.147		
3	11:04:33.810	11:04:33.810	11:08:53.933	4:20.123	8:44.270		
4	11:29:21.015	11:29:21.015	11:30:47.260	1:26.245	10:10.515		

25 Alessandro Cozzi Ferrari 296 GT3
 PROAM Giorgio Sernagiotto AF Corse

N°	In Day Time	In Time	Out Time	Pit Time	T. Pit Time	Handicap	Diff.
1	10:40:25.692	10:40:25.692	10:43:10.257	2:44.565	2:44.565		
2	10:49:40.060	10:49:40.060	10:50:25.743	45.683	3:30.248		
3	11:04:21.691	11:04:21.691	11:10:33.996	6:12.305	9:42.553		
4	11:24:07.967	11:24:07.967	11:31:39.069	7:31.102	17:13.655		

27 Marco Pulcini Ferrari 296 GT3
 PROAM Riccardo Agostini Spirit of Race

N°	In Day Time	In Time	Out Time	Pit Time	T. Pit Time	Handicap	Diff.
1	10:44:39.515	10:44:39.515	10:48:53.360	4:13.845	4:13.845		
2	10:59:12.187	10:59:12.187	11:08:32.738	9:20.551	13:34.396		
3	11:17:44.029	11:17:44.029	11:18:57.662	1:13.633	14:48.029		

42 Mark Wallenwein Lamborghini Huracan GT3 EVO2
 PRO Maciej Blazek Leipert Motorsport

N°	In Day Time	In Time	Out Time	Pit Time	T. Pit Time	Handicap	Diff.
1	10:51:25.285	10:51:25.285	10:53:26.824	2:01.539	2:01.539		
2	11:01:52.231	11:01:52.231	11:08:45.713	6:53.482	8:55.021		
3	11:24:50.459	11:24:50.459	11:26:12.458	1:21.999	10:17.020		

51 Nicola Marinangeli Ferrari 296 GT3
 PRO Vincent Abril Spirit of Race

N°	In Day Time	In Time	Out Time	Pit Time	T. Pit Time	Handicap	Diff.
1	10:54:01.239	10:54:01.239	10:57:01.331	3:00.092	3:00.092		
2	11:05:11.318	11:05:11.318	11:10:44.234	5:32.916	8:33.008		
3	11:18:04.062	11:18:04.062	11:19:03.420	59.358	9:32.366		
4	11:27:42.786	11:27:42.786	11:33:42.954	6:00.168	15:32.534		

54 Dexter Müller Mercedes AMG GT3 EVO
 PROAM Yannick Mettler SPS Automotive Performance

N°	In Day Time	In Time	Out Time	Pit Time	T. Pit Time	Handicap	Diff.
1	10:55:05.662	10:55:05.662	10:56:54.789	1:49.127	1:49.127		
2	11:04:47.277	11:04:47.277	11:09:24.219	4:36.942	6:26.069		
3	11:22:49.449	11:22:49.449	11:24:16.965	1:27.516	7:53.585		

55 Laurent De Meeus Ferrari 296 GT3
 PROAM Jamie Stanley AF Corse

N°	In Day Time	In Time	Out Time	Pit Time	T. Pit Time	Handicap	Diff.
1	11:02:15.144	11:02:15.144	11:11:11.111	8:55.967	8:55.967		
2	11:15:40.162	11:15:40.162	11:17:05.277	1:25.115	10:21.082		

63 Amaury Bonduel Lamborghini Huracan GT3 EVO2
 PRO Leonardo Pulcini Oregon Team

N°	In Day Time	In Time	Out Time	Pit Time	T. Pit Time	Handicap	Diff.
1	10:54:28.628	10:54:28.628	10:55:54.395	1:25.767	1:25.767		
2	11:02:39.809	11:02:39.809	11:09:40.894	7:01.085	8:26.852		

66 Stewart Proctor McLaren 720S GT3
 PROAM Lewis Proctor Greystone GT

N°	In Day Time	In Time	Out Time	Pit Time	T. Pit Time	Handicap	Diff.
1	10:46:04.177	10:46:04.177	10:48:00.609	1:56.432	1:56.432		
2	10:56:18.072	10:56:18.072	10:58:22.716	2:04.644	4:01.076		
3	11:03:42.271	11:03:42.271	11:08:49.891	5:07.620	9:08.696		
4	11:13:16.115	11:13:16.115	11:20:12.467	6:56.352	16:05.048		
5	11:22:18.281	11:22:18.281	11:23:59.973	1:41.692	17:46.740		

69 Michael Blanchemain Mercedes AMG GT3 EVO
 PROAM Jim Pla Scuderia Villorba Corse

N°	In Day Time	In Time	Out Time	Pit Time	T. Pit Time	Handicap	Diff.
1	10:41:47.800	10:41:47.800	10:44:57.786	3:09.986	3:09.986		
2	10:57:45.221	10:57:45.221	10:59:50.544	2:05.323	5:15.309		
3	11:02:06.068	11:02:06.068	11:09:13.440	7:07.372	12:22.681		
4	11:26:58.214	11:26:58.214	11:29:18.810	2:20.596	14:43.277		

75 Filip Salaquarda Audi R8 LMS GT3 Evo II
 PROAM Libor Milota ISR Racing

N°	In Day Time	In Time	Out Time	Pit Time	T. Pit Time	Handicap	Diff.
1	10:40:14.196	10:40:14.196	10:45:14.095	4:59.899	4:59.899		
2	11:02:38.967	11:02:38.967	11:09:25.905	6:46.938	11:46.837		
3	11:16:19.794	11:16:19.794	11:17:22.149	1:02.355	12:49.192		

95 Morten Strömsted Mercedes AMG GT3 EVO
 PROAM Thomas Ikin Team Motopark

N°	In Day Time	In Time	Out Time	Pit Time	T. Pit Time	Handicap	Diff.
1	11:02:00.855	11:02:00.855	11:09:51.236	7:50.381	7:50.381		
2	11:16:52.008	11:16:52.008	11:17:51.553	59.545	8:49.926		

96 Lukas Dunner Mercedes AMG GT3 EVO
 PRO Lorenzo Fluxá Team Motopark

N°	In Day Time	In Time	Out Time	Pit Time	T. Pit Time	Handicap	Diff.
1	10:53:13.115	10:53:13.115	10:54:33.476	1:20.361	1:20.361		
2	11:04:09.697	11:04:09.697	11:10:21.905	6:12.208	7:32.569		
3	11:23:39.124	11:23:39.124	11:24:59.699	1:20.575	8:53.144		

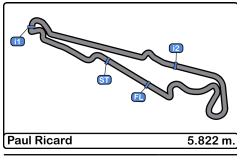
108 Ameerh Naran Mercedes AMG GT3 EVO
 PROAM Tom Jackson GetSpeed

N°	In Day Time	In Time	Out Time	Pit Time	T. Pit Time	Handicap	Diff.
1	10:55:57.985	10:55:57.985	10:58:15.287	2:17.302	2:17.302		
2	11:04:49.299	11:04:49.299	11:18:13.170	13:23.871	15:41.173		

777 Marcin Jedlinski Audi R8 LMS GT3 Evo II
 PROAM Karol Basz Olimp Racing

N°	In Day Time	In Time	Out Time	Pit Time	T. Pit Time	Handicap	Diff.
1	10:54:22.371	10:54:22.371	10:55:50.734	1:28.363	1:28.363		
2	11:02:11.050	11:02:11.050	11:10:38.045	8:26.995	9:55.358		
3	11:19:55.587	11:19:55.587	11:21:16.082	1:20.495	11:15.853		
4	11:23:22.658	11:23:22.658	11:24:57.155	1:34.497	12:50.350		
5	11:31:14.839	11:31:14.839	11:32:35.521	1:20.682	14:11.032		





Paul Ricard
International GT Open
Free Practice - 1
Pit Stop Analysis

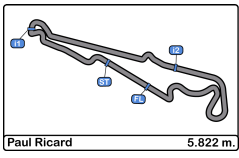


786 Kiki Sak Nana Mercedes AMG GT3 EVO

AM Adam Osieka GetSpeed

N°	In Day Time	In Time	Out Time	Pit Time	T. Pit Time	Handicap	Diff.
1	10:55:48.701	10:55:48.701	10:57:06.431	1:17.730	1:17.730		
2	10:59:11.266	10:59:11.266	11:00:34.677	1:23.411	2:41.141		
3	11:03:38.809	11:03:38.809	11:09:02.396	5:23.587	8:04.728		

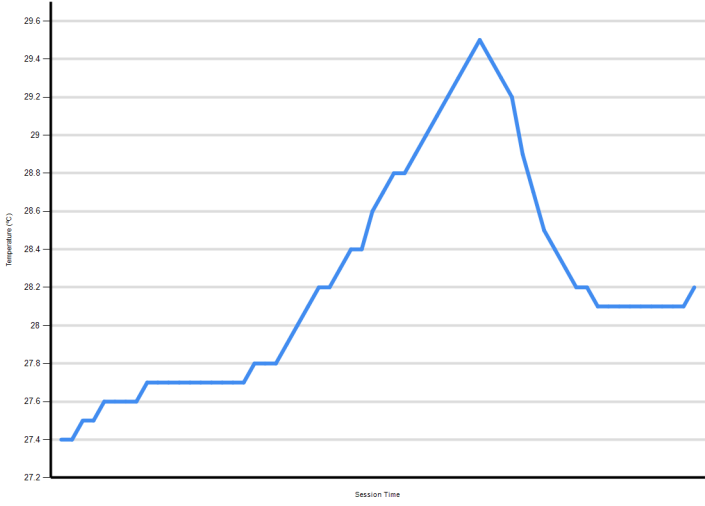




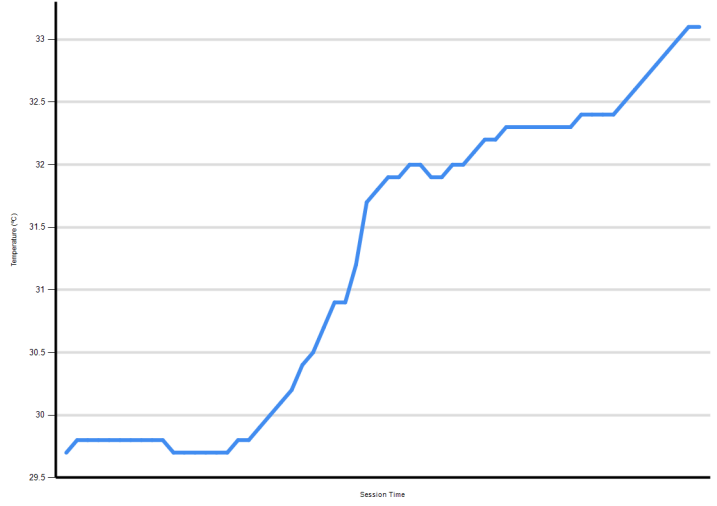
Paul Ricard
International GT Open
Free Practice - 1
Weather Report



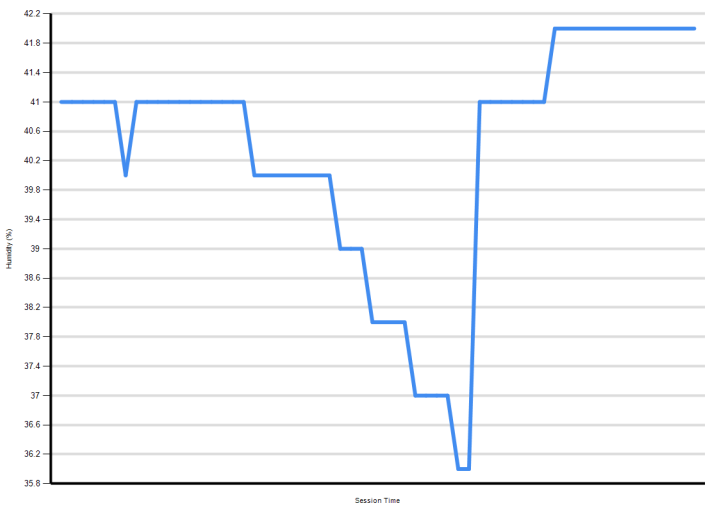
Air Temperature



Track Temperature



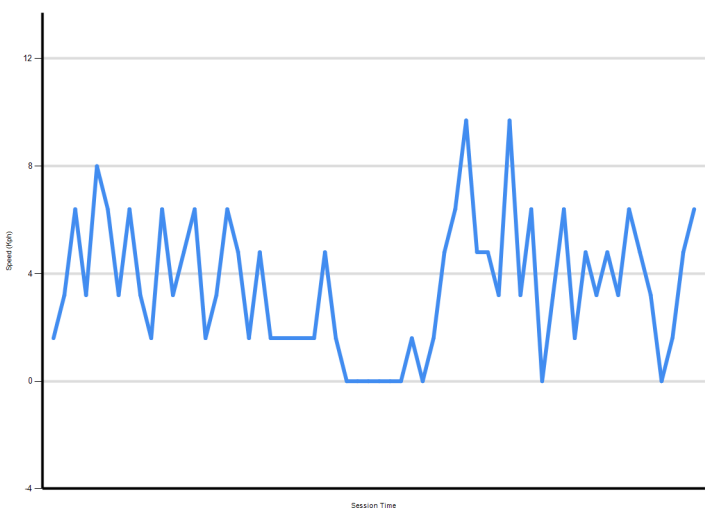
Humidity



Pressure



Wind Speed



Wind direction

