

Red Bull Ring
International GT Open
Free practice - 2
Provisional Results



Cls	N°	Entrant/Team	Nat	Driver 1	Nat	Driver 2	Nat	Vehicle	Cat	Cls	Laps	Best	Time	Gap	Interval	Km/h
1	1	Eastalent Racing	AUT	Simon Reicher	AUT	Christopher Haase	DEU	Audi R8 LMS GT3 Evo II	PRO	1	22	21	1:29.818			173.3
2	9	GetSpeed	DEU	Anthony Bartone	USA	Fabian Schiller	DEU	Mercedes AMG GT3 EVO	PRO	2	32	31	1:30.107	0.289	0.289	172.8
3	15	Car Collection Motorsport	DEU	Gustav Bergström	SWE	Nico Menzel	DEU	Porsche 911 GT3 R (992)	PRO	3	33	32	1:30.126	0.308	0.019	172.7
4	12	Car Collection Motorsport	DEU	Hash	USA	Alex Fontana	CHE	Porsche 911 GT3 R (992)	PROAM	1	33	16	1:30.437	0.619	0.311	172.2
5	88	Spirit of Race	CHE	Gino Forgione	CHE	Michele Rugolo	ITA	Ferrari 296 GT3	PROAM	2	32	31	1:30.503	0.685	0.066	172.0
6	17	Team Motopark	DEU	Diego Menchaca	MEX	Marcos Siebert	ARG	Mercedes AMG GT3 EVO	PRO	4	32	26	1:30.511	0.693	0.008	172.0
7	33	Greystone GT	GBR	Dean Macdonald	GBR	James Kell	GBR	McLaren 720s GT3 Evo	PRO	5	29	27	1:30.637	0.819	0.126	171.8
8	11	racing one	DEU	Ernst Kirchmayr	AUT	Giacomo Altoè	ITA	Ferrari 296 GT3	PROAM	3	31	13	1:30.653	0.835	0.016	171.7
9	51	Spirit of Race	CHE	Nicola Marinangeli	ITA	Vincent Abril	FRA	Ferrari 296 GT3	PRO	6	26	24	1:30.701	0.883	0.048	171.7
10	5	Olimp Racing	POL	Stanislaw Jedlinski	POL	Krystian Korzeniowski	POL	Ferrari 296 GT3	AM	1	32	27	1:30.741	0.923	0.040	171.6
11	6	GetSpeed	DEU	Valentin Pierburg	DEU	Aaron Walker	GBR	Mercedes AMG GT3 EVO	PROAM	4	30	24	1:30.763	0.945	0.022	171.5
12	63	Oregon Team	ITA	Rolf Ineichen	CHE	Leonardo Pulcini	ITA	Lamborghini Huracan GT3 EVO2	PRO	7	32	30	1:30.817	0.999	0.054	171.4
13	7	Car Collection Motorsport	DEU	Bashar Mardini	CAN	Tijmen van der Helm	NLD	Porsche 911 GT3 R (992)	PROAM	5	34	18	1:30.843	1.025	0.026	171.4
14	96	Team Motopark	DEU	Lukas Dunner	AUT	Lorenzo Fluxá	ESP	Mercedes AMG GT3 EVO	PRO	8	34	31	1:30.872	1.054	0.029	171.3
15	777	Olimp Racing	POL	Marcin Jedlinski	POL	Karol Basz	POL	Audi R8 LMS GT3 Evo II	PROAM	6	26	25	1:30.914	1.096	0.042	171.3
16	79	Tsunami RT	GBR	Johannes Zelger	ITA	Fabio Babini	ITA	Porsche 911 GT3 R (992)	PROAM	7	32	29	1:30.916	1.098	0.002	171.2
17	27	Spirit of Race	CHE	Marco Pulcini	MCO	Eddie Cheever	ITA	Ferrari 296 GT3	PROAM	8	32	18	1:30.933	1.115	0.017	171.2
18	75	ISR Racing	CZE	Filip Salaquarda	CZE	Libor Milota	CZE	Audi R8 LMS GT3 Evo II	PROAM	9	32	27	1:30.958	1.140	0.025	171.2
19	54	CBRX by SPS	DEU	Dexter Müller	CHE	Yannick Mettler	CHE	Mercedes AMG GT3 EVO	PROAM	10	32	29	1:30.978	1.160	0.020	171.1
20	95	Team Motopark	DEU	Morten Strömsted	DNK	Thomas Ikin	GBR	Mercedes AMG GT3 EVO	PROAM	11	31	27	1:31.154	1.336	0.176	170.8
21	55	AF Corse	ITA	Laurent De Meeus	BEL	Jamie Stanley	GBR	Ferrari 296 GT3	PROAM	12	33	32	1:31.186	1.368	0.032	170.7
22	24	Greystone GT	GBR	Andrey Borodin	IND	Oliver Webb	GBR	McLaren 720s GT3 Evo	PROAM	13	33	26	1:31.344	1.526	0.158	170.4
23	66	Greystone GT	GBR	Stewart Proctor	GBR	Lewis Proctor	GBR	McLaren 720s GT3	PROAM	14	31	15	1:31.416	1.598	0.072	170.3
24	19	Oregon Team	ITA	Marzio Moretti	ITA	Artëm Petrov	ISR	Lamborghini Huracan GT3 EVO2	PRO	9	32	31	1:31.496	1.678	0.080	170.2
25	16	AF Corse	ITA	Marcelo Hahn	BRA	Allam Khodair	BRA	Ferrari 296 GT3	PROAM	15	18	12	1:31.549	1.731	0.053	170.1
26	65	Team Motopark	DEU	Heiko Neumann	DEU	Timo Rumpfkeil	DEU	Mercedes AMG GT3 EVO	AM	2	31	29	1:31.647	1.829	0.098	169.9
27	25	AF Corse	ITA	Alessandro Cozzi	MCO	Giorgio Sernagiotto	ITA	Ferrari 296 GT3	PROAM	16	29	20	1:31.780	1.962	0.133	169.6
28	10	Oregon Team	ITA	Alessio Deledda	ITA	Jordan Pepper	ZAF	Lamborghini Huracan GT3 EVO2	PRO	10	31	24	1:31.783	1.965	0.003	169.6
29	20	SPS Automotive Performance	DEU	Dominik Baumann	AUT	Mikaeel Pitamber	ZAF	Mercedes AMG GT3 EVO	PRO	11	26	25	1:31.921	2.103	0.138	169.4
30	8	Il Barone Rampante	ITA	Giuseppe Cipriani	ITA			Lamborghini Huracan GT3 EVO	AM	3	28	22	1:31.963	2.145	0.042	169.3
31	61	AF Corse	ITA	Ziad Ghandour	USA			Ferrari 296 GT3	AM	4	21	19	1:32.569	2.751	0.606	168.2
32	786	GetSpeed	DEU	Kiki Sak Nana	TWN	Adam Osieka	DEU	Mercedes AMG GT3 EVO	AM	5	29	24	1:32.571	2.753	0.002	168.2
33	69	Scuderia Villorba Corse	ITA	Michael Blanchemain	FRA	Vladislav Lomko	MDA	Mercedes AMG GT3 EVO	PROAM	17	29	28	1:32.676	2.858	0.105	168.0
34	14	Good Speed Racing Team	POL	Piotr Wira	POL	Daan Arrow	NLD	Mercedes AMG GT3 EVO	PROAM	18	24	19	1:32.706	2.888	0.030	167.9
35	99	Tresor Attempto Racing	DEU	Florian Scholze	DEU	Alex Arkin Aka	DEU	Audi R8 LMS GT3 Evo II	PROAM	19	32	31	1:33.319	3.501	0.613	166.8

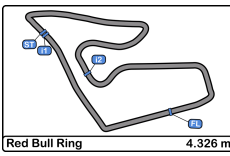
Published at:.....

Track Temp: 11.7 °C Air Temp: 8.8 °C Humidity: 75 % Track Status: WET

Race Director: Alessandro Ferrari

Timekeeper: Luis García





Red Bull Ring
International GT Open
Free practice - 2
Provisional Results by Category



PRO																
Cls	N°	Entrant/Team	Nat	Driver 1	Nat	Driver 2	Nat	Vehicle	Cat	Cls	Laps	Best	Time	Gap	Interval	Km/h
1	1	Eastalent Racing	AUT	Simon Reicher	AUT	Christopher Haase	DEU	Audi R8 LMS GT3 Evo II	PRO	1	22	21	1:29.818			173.3
2	9	GetSpeed	DEU	Anthony Bartone	USA	Fabian Schiller	DEU	Mercedes AMG GT3 EVO	PRO	2	32	31	1:30.107	0.289	0.289	172.8
3	15	Car Collection Motorsport	DEU	Gustav Bergström	SWE	Nico Menzel	DEU	Porsche 911 GT3 R (992)	PRO	3	33	32	1:30.126	0.308	0.019	172.7
4	17	Team Motopark	DEU	Diego Menchaca	MEX	Marcos Siebert	ARG	Mercedes AMG GT3 EVO	PRO	4	32	26	1:30.511	0.693	0.385	172.0
5	33	Greystone GT	GBR	Dean Macdonald	GBR	James Kell	GBR	McLaren 720s GT3 Evo	PRO	5	29	27	1:30.637	0.819	0.126	171.8
6	51	Spirit of Race	CHE	Nicola Marinangeli	ITA	Vincent Abril	FRA	Ferrari 296 GT3	PRO	6	26	24	1:30.701	0.883	0.064	171.7
7	63	Oregon Team	ITA	Rolf Ineichen	CHE	Leonardo Pulcini	ITA	Lamborghini Huracan GT3 EVO2	PRO	7	32	30	1:30.817	0.999	0.116	171.4
8	96	Team Motopark	DEU	Lukas Dunner	AUT	Lorenzo Fluxá	ESP	Mercedes AMG GT3 EVO	PRO	8	34	31	1:30.872	1.054	0.055	171.3
9	19	Oregon Team	ITA	Marzio Moretti	ITA	Artëm Petrov	ISR	Lamborghini Huracan GT3 EVO2	PRO	9	32	31	1:31.496	1.678	0.624	170.2
10	10	Oregon Team	ITA	Alessio Deledda	ITA	Jordan Pepper	ZAF	Lamborghini Huracan GT3 EVO2	PRO	10	31	24	1:31.783	1.965	0.287	169.6
11	20	SPS Automotive Performance	DEU	Dominik Baumann	AUT	Mikael Pitamber	ZAF	Mercedes AMG GT3 EVO	PRO	11	26	25	1:31.921	2.103	0.138	169.4

PROAM																
Cls	N°	Entrant/Team	Nat	Driver 1	Nat	Driver 2	Nat	Vehicle	Cat	Cls	Laps	Best	Time	Gap	Interval	Km/h
1	12	Car Collection Motorsport	DEU	Hash	USA	Alex Fontana	CHE	Porsche 911 GT3 R (992)	PROAM	1	33	16	1:30.437			172.2
2	88	Spirit of Race	CHE	Gino Forgione	CHE	Michele Rugolo	ITA	Ferrari 296 GT3	PROAM	2	32	31	1:30.503	0.066	0.066	172.0
3	11	racing one	DEU	Ernst Kirchmayr	AUT	Giacomo Altoè	ITA	Ferrari 296 GT3	PROAM	3	31	13	1:30.653	0.216	0.150	171.7
4	6	GetSpeed	DEU	Valentin Pierburg	DEU	Aaron Walker	GBR	Mercedes AMG GT3 EVO	PROAM	4	30	24	1:30.763	0.326	0.110	171.5
5	7	Car Collection Motorsport	DEU	Bashar Mardini	CAN	Tijmen van der Helm	NLD	Porsche 911 GT3 R (992)	PROAM	5	34	18	1:30.843	0.406	0.080	171.4
6	777	Olimp Racing	POL	Marcin Jedlinski	POL	Karol Basz	POL	Audi R8 LMS GT3 Evo II	PROAM	6	26	25	1:30.914	0.477	0.071	171.3
7	79	Tsunami RT	SMR	Johannes Zelger	ITA	Fabio Babini	ITA	Porsche 911 GT3 R (992)	PROAM	7	32	29	1:30.916	0.479	0.002	171.2
8	27	Spirit of Race	CHE	Marco Pulcini	MCO	Eddie Cheever	ITA	Ferrari 296 GT3	PROAM	8	32	18	1:30.933	0.496	0.017	171.2
9	75	ISR Racing	CZE	Filip Salaquarda	CZE	Libor Milota	CZE	Audi R8 LMS GT3 Evo II	PROAM	9	32	27	1:30.958	0.521	0.025	171.2
10	54	CBRX by SPS	DEU	Dexter Müller	CHE	Yannick Mettler	CHE	Mercedes AMG GT3 EVO	PROAM	10	32	29	1:30.978	0.541	0.020	171.1
11	95	Team Motopark	DEU	Morten Strömsted	DNK	Thomas Ikin	GBR	Mercedes AMG GT3 EVO	PROAM	11	31	27	1:31.154	0.717	0.176	170.8
12	55	AF Corse	ITA	Laurent De Meeus	BEL	Jamie Stanley	GBR	Ferrari 296 GT3	PROAM	12	33	32	1:31.186	0.749	0.032	170.7
13	24	Greystone GT	GBR	Andrey Borodin	IND	Oliver Webb	GBR	McLaren 720s GT3 Evo	PROAM	13	33	26	1:31.344	0.907	0.158	170.4
14	66	Greystone GT	GBR	Stewart Proctor	GBR	Lewis Proctor	GBR	McLaren 720s GT3	PROAM	14	31	15	1:31.416	0.979	0.072	170.3
15	16	AF Corse	ITA	Marcelo Hahn	BRA	Allam Khodair	BRA	Ferrari 296 GT3	PROAM	15	18	12	1:31.549	1.112	0.133	170.1
16	25	AF Corse	ITA	Alessandro Cozzi	MCO	Giorgio Sernagiotto	ITA	Ferrari 296 GT3	PROAM	16	29	20	1:31.780	1.343	0.231	169.6
17	69	Scuderia Villorba Corse	ITA	Michael Blanchemain	FRA	Vladislav Lomko	ITA	Mercedes AMG GT3 EVO	PROAM	17	29	28	1:32.676	2.239	0.896	168.0
18	14	Good Speed Racing Team	POL	Piotr Wira	POL	Daan Arrow	NLD	Mercedes AMG GT3 EVO	PROAM	18	24	19	1:32.706	2.269	0.030	167.9
19	99	Tresor Attempto Racing	DEU	Florian Scholze	DEU	Alex Arkin Aka	DEU	Audi R8 LMS GT3 Evo II	PROAM	19	32	31	1:33.319	2.882	0.613	166.8

AM																
Cls	N°	Entrant/Team	Nat	Driver 1	Nat	Driver 2	Nat	Vehicle	Cat	Cls	Laps	Best	Time	Gap	Interval	Km/h
1	5	Olimp Racing	POL	Stanislaw Jedlinski	POL	Krystian Korzeniowski	POL	Ferrari 296 GT3	AM	1	32	27	1:30.741			171.6

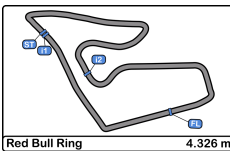
Published at:.....

Track Temp: 11.7 °C Air Temp: 8.8 °C Humidity: 75 % Track Status: WET

Race Director: Alessandro Ferrari

Timekeeper: Luis Garcia





Red Bull Ring
International GT Open
Free practice - 2
Provisional Results by Category



AM																
Cls	N°	Entrant/Team	Nat	Driver 1	Nat	Driver 2	Nat	Vehicle	Cat	Cls	Laps	Best	Time	Gap	Interval	Km/h
2	65	Team Motopark		Heiko Neumann		Timo Rumpfkeil		Mercedes AMG GT3 EVO	AM	2	31	29	1:31.647	0.906	0.906	169.9
3	8	Il Barone Rampante		Giuseppe Cipriani				Lamborghini Huracan GT3 EVO	AM	3	28	22	1:31.963	1.222	0.316	169.3
4	61	AF Corse		Ziad Ghandour				Ferrari 296 GT3	AM	4	21	19	1:32.569	1.828	0.606	168.2
5	786	GetSpeed		Kiki Sak Nana		Adam Osieka		Mercedes AMG GT3 EVO	AM	5	29	24	1:32.571	1.830	0.002	168.2

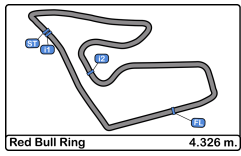
Published at:.....

Track Temp: 11.7 °C Air Temp: 8.8 °C Humidity: 75 % Track Status: WET

Race Director: Alessandro Ferrari

Timekeeper: Luis Garcia



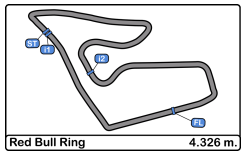


Red Bull Ring
International GT Open
Free practice - 2
Lap Analysis



1 PRO							5 AM								
Simon Reicher							Stanislaw Jedlinski								
Christopher Haase							Krystian Korzeniowski								
Eastalent Racing							Olimp Racing								
Lap	D	Time	Sector 1	Sector 2	Sector 3	T. Spd	Elapsed	Lap	D	Time	Sector 1	Sector 2	Sector 3	T. Spd	Elapsed
1		15:31:51.057	15:30:29.218	48.172	33.667	200.0	15:31:51.057	1		15:31:07.819	15:29:50.391	44.904	32.524	222.2	15:31:07.819
2		2:11.907 P	27.320	56.286	48.301	187.1	15:34:02.964	2		1:38.564	23.667	44.176	30.721	233.2	15:32:46.383
3		11:04.889	9:45.961	45.102	33.826	192.1	15:45:07.853	3		1:39.044	23.620	44.388	31.036	233.2	15:34:25.427
4		1:42.081	23.317	42.020	36.744	236.3	15:46:49.934	4		1:38.226	23.639	44.123	30.464	232.7	15:36:03.653
5		1:33.398	23.046	41.592	28.760	235.8	15:48:23.332	5		1:37.736	23.478	43.962	30.296	233.7	15:37:41.389
6		1:33.597	22.802	41.418	29.377	238.4	15:49:56.929	6		1:44.257 P	23.965	44.797	35.495	232.7	15:39:25.646
7		1:32.495	22.756	41.449	28.290	237.3	15:51:29.424	7		6:31.444	5:10.396	48.354	32.694	219.0	15:45:57.090
8		1:32.338	22.645	41.168	28.525	237.8	15:53:01.762	8		1:44.560	25.438	46.131	32.991	230.7	15:47:41.650
9		1:38.783 P	22.571	41.212	35.000	238.4	15:54:40.545	9		1:45.359	25.048	46.520	33.791	231.7	15:49:27.009
10		11:01.492	9:46.178	42.204	33.110	229.2	16:05:42.037	10		1:45.450	24.977	46.684	33.789	232.7	15:51:12.459
11		1:37.025 P	22.701	41.229	33.095	235.2	16:07:19.062	11		1:45.988	25.482	46.917	33.589	230.2	15:52:58.447
12		4:29.588 P	2:07.122	1:21.592	1:00.874	79.0	16:11:48.650	12		1:45.641	24.937	47.476	33.228	230.7	15:54:44.088
13		4:59.824	3:48.952	41.286	29.586	230.7	16:16:48.474	13		1:44.044	25.288	46.579	32.177	225.9	15:56:28.132
14		1:30.896	22.562	40.734	27.600	235.8	16:18:19.370	14		1:47.662	25.061	47.144	35.457	217.7	15:58:15.794
15		1:30.432	22.370	40.540	27.522	237.3	16:19:49.802	15		1:46.141	25.580	46.960	33.601	232.2	16:00:01.935
16		1:29.956	22.270	40.141	27.545	237.3	16:21:19.758	16		1:47.644	26.127	48.153	33.364	190.8	16:01:49.579
17		1:31.540	22.268	40.459	28.813	238.9	16:22:51.298	17		1:44.968	25.538	46.855	32.575	203.7	16:03:34.547
18		1:30.432	22.263	40.490	27.679	237.3	16:24:21.730	18		1:44.482	25.789	46.212	32.481	214.2	16:05:19.029
19		1:34.915	22.573	40.239	32.103	235.2	16:25:56.645	19		1:43.751	25.828	46.076	31.847	229.2	16:07:02.780
20		4:29.890	22.276	40.227	27.387	236.3	16:27:26.535	20		2:25.334 P	24.526	58.020	1:02.785	227.8	16:09:28.111
21		1:29.818	22.204	40.165	27.449	236.8	16:28:56.353	21		4:58.031	3:23.290	1:05.603	29.138	80.5	16:14:26.142
22		1:34.740 P	22.254	40.356	32.130	237.3	16:30:31.093	22		1:32.153	22.692	41.248	28.213	235.8	16:15:58.295
								23		1:36.789	22.671	42.638	31.480	236.3	16:17:35.084
								24		1:31.198	22.643	40.823	27.732	235.8	16:19:06.282
								25		4:34.040	22.427	40.837	30.776	236.3	16:20:40.322
								26		4:30.955	22.609	40.669	27.677	234.7	16:22:11.277
								27		1:30.741	22.421	40.549	27.771	236.3	16:23:42.018
								28		4:31.563	22.417	40.859	28.287	235.8	16:25:13.581
								29		4:32.899	22.516	41.080	29.303	235.2	16:26:46.480
								30		1:31.510	22.481	41.143	27.886	235.8	16:28:17.990
								31		1:30.815	22.471	40.713	27.631	235.2	16:29:48.805
								32		1:43.890 P	22.614	40.958	40.318	235.2	16:31:32.695





Red Bull Ring
International GT Open
Free practice - 2
Lap Analysis



6

Valentin Pierburg

Mercedes AMG GT3 EVO

7

Bashar Mardini

Porsche 911 GT3 R (992)

PROAM

Aaron Walker

GetSpeed

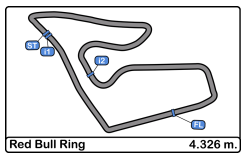
PROAM

Tijmen van der Helm

Car Collection Motorsport

Lap	D	Time	Sector 1	Sector 2	Sector 3	T. Spd	Elapsed	Lap	D	Time	Sector 1	Sector 2	Sector 3	T. Spd	Elapsed
1		15:30:56.080	15:29:39.292	44.943	31.845	225.0	15:30:56.080	1		15:31:32.367	15:30:16.030	44.934	31.403	225.0	15:31:32.367
2		1:40.206	24.620	44.806	30.780	229.7	15:32:36.286	2		1:38.448	23.942	43.785	30.721	233.2	15:33:10.815
3		1:39.769	24.172	44.620	30.977	229.2	15:34:16.055	3		1:38.665	24.019	43.783	30.863	233.7	15:34:49.480
4		1:39.637	24.073	44.431	31.133	230.7	15:35:55.692	4		1:39.304	23.749	44.297	31.258	230.7	15:36:28.784
5		1:45.909 P	25.268	44.645	35.996	229.7	15:37:41.601	5		1:40.899	24.636	48.566	36.687	232.7	15:38:18.673
6		3:20.696	2:04.669	45.255	30.772	221.3	15:41:02.297	6		1:44.536 P	23.632	44.256	36.648	234.7	15:40:03.209
7		1:39.256	25.331	44.033	29.892	216.0	15:42:41.553	7		4:16.701	3:02.674	43.629	30.398	217.7	15:44:19.910
8		2:22.787	23.086		2:52.679	237.8	15:45:04.340	8		1:36.964	23.405	43.083	30.476	233.7	15:45:56.874
9		1:38.484	24.113	43.542	30.829	234.2	15:46:42.824	9		1:36.551	23.427	43.005	30.119	233.7	15:47:33.425
10		1:38.706	24.011	44.569	30.126	209.3	15:48:21.530	10		1:35.947	23.275	42.671	30.001	234.7	15:49:09.372
11		1:41.569 P	23.133	42.895	35.541	238.4	15:50:03.099	11		1:44.674 P	25.259	43.430	35.985	235.8	15:50:54.046
12		7:46.490	6:34.210	43.490	28.790	228.8	15:57:49.589	12		3:00.263	1:41.146	48.363	30.754	174.4	15:53:54.309
13		1:32.004	22.831	41.130	28.043	234.7	15:59:21.593	13		1:37.674	23.750	44.495	29.429	230.7	15:55:31.983
14		1:31.974	22.803	40.931	28.240	235.2	16:00:53.567	14		1:33.446	22.867	42.022	28.557	235.8	15:57:05.429
15		1:35.069	23.252	41.270	30.547	233.2	16:02:28.636	15		1:32.162	22.624	41.492	28.046	235.8	15:58:37.591
16		1:31.581	22.666	40.910	28.005	235.2	16:04:00.217	16		1:31.338	22.465	40.872	28.001	236.3	16:00:08.929
17		1:34.039	22.512	41.449	30.078	238.4	16:05:34.256	17		1:33.603	22.637	42.239	28.727	238.9	16:01:42.532
18		1:31.604	22.548	40.701	28.355	235.8	16:07:05.860	18		1:30.843	22.486	40.605	27.752	236.3	16:03:13.375
19		2:07.189	22.640	44.732	59.808	235.2	16:09:13.040	19		1:34.145	22.485	40.798	30.862	237.3	16:04:47.520
20		4:13.637 P	1:53.717	1:20.163	59.757	79.4	16:13:26.677	20		1:31.135	22.311	40.619	28.205	237.3	16:06:18.655
21		2:47.949	1:35.333	43.500	29.116	228.8	16:16:14.626	21		1:32.526	22.683	41.393	28.450	238.9	16:07:51.181
22		1:31.261	22.577	40.689	27.995	235.8	16:17:45.887	22		2:57.534	37.086	1:19.617	1:00.831	80.0	16:10:48.715
23		1:30.770	22.419	40.564	27.787	237.8	16:19:16.657	23		3:32.997	1:52.743	1:10.395	29.859	78.4	16:14:21.712
24		1:30.763	22.396	40.476	27.891	236.8	16:20:47.420	24		1:33.143	22.966	41.525	28.652	233.7	16:15:54.855
25		1:36.471 P	22.433	40.395	33.643	237.8	16:22:23.891	25		4:32.476	22.931	41.046	28.499	233.7	16:17:27.331
26		3:04.368	1:49.237	43.248	31.883	232.2	16:25:28.259	26		1:31.651	22.547	40.724	28.380	236.8	16:18:58.982
27		1:33.779	22.895	41.919	28.965	235.8	16:27:02.038	27		4:31.369	22.529	40.651	28.180	236.3	16:20:30.342
28		1:33.281	22.660	41.593	29.028	236.3	16:28:35.319	28		4:32.722	22.567	41.203	28.952	237.8	16:22:03.064
29		1:33.284	22.699	41.688	28.897	236.3	16:30:08.603	29		1:32.570	22.598	41.377	28.595	237.8	16:23:35.634
30		1:42.294 P	22.619	41.902	37.773	235.2	16:31:50.897	30		1:31.464	22.520	40.876	28.068	234.7	16:25:07.098
								31		4:31.306	22.570	40.715	28.021	235.2	16:26:38.404
								32		1:31.602	22.638	40.735	28.229	234.7	16:28:10.006
								33		1:32.011	22.641	40.824	28.546	235.8	16:29:42.017
								34		1:44.444 P	22.566	41.351	40.527	234.7	16:31:26.461





Red Bull Ring
International GT Open
Free practice - 2
Lap Analysis



8

Giuseppe Cipriani

Lamborghini Huracan GT3 EVO

9

Anthony Bartone

Mercedes AMG GT3 EVO

AM

Il Barone Rampante

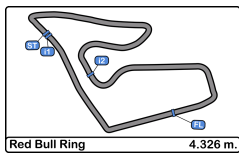
PRO

Fabian Schiller

GetSpeed

Lap	D	Time	Sector 1	Sector 2	Sector 3	T. Spd	Elapsed	Lap	D	Time	Sector 1	Sector 2	Sector 3	T. Spd	Elapsed
1		15:31:19.764	15:29:58.755	47.264	33.745	197.0	15:31:19.764	1		15:31:02.897	15:29:45.098	46.496	31.303	217.7	15:31:02.897
2		1:43.197	24.394	46.614	32.189	229.2	15:33:02.961	2		1:40.092	25.344	44.942	29.806	230.2	15:32:42.989
3		1:41.715	24.079	45.668	31.968	223.6	15:34:44.676	3		1:36.690	23.347	42.934	30.409	235.8	15:34:19.679
4		1:40.565	24.455	44.691	31.419	231.2	15:36:25.241	4		1:35.985	23.080	42.941	29.964	235.2	15:35:55.664
5		1:49.718 P	24.249	45.869	39.600	232.2	15:38:14.959	5		1:34.973	22.933	42.971	29.069	237.3	15:37:30.637
6		12:39.569	11:16.386	49.891	33.292	177.9	15:50:54.528	6		1:33.956	23.146	42.246	28.564	234.7	15:39:04.593
7		1:42.232	24.727	45.343	32.162	220.4	15:52:36.760	7		1:32.718	22.732	41.389	28.597	236.8	15:40:37.311
8		1:38.855	23.638	44.155	31.062	226.8	15:54:15.615	8		1:39.634 P	22.779	42.186	34.669	236.8	15:42:16.945
9		1:37.917	23.493	43.813	30.611	233.2	15:55:53.532	9		5:21.362	4:10.493	42.248	28.621	229.2	15:47:38.307
10		1:36.393	23.542	43.005	29.846	234.2	15:57:29.925	10		1:32.166	22.683	41.283	28.200	235.2	15:49:10.473
11		1:34.664	23.057	42.082	29.525	235.2	15:59:04.589	11		1:33.350	22.733	41.926	28.691	237.8	15:50:43.823
12		1:34.063	22.960	41.761	29.342	235.2	16:00:38.652	12		1:38.298 P	22.559	41.174	34.565	236.8	15:52:22.121
13		1:34.302	23.025	41.916	29.361	234.7	16:02:12.954	13		4:06.910	2:55.202	42.387	29.321	229.2	15:56:29.031
14		1:33.470	22.956	41.448	29.066	236.3	16:03:46.424	14		1:34.221	23.701	41.581	28.939	233.7	15:58:03.252
15		1:38.316	22.706	41.782	33.828	236.3	16:05:24.740	15		2:04.680	22.858	41.566	1:00.256	234.7	16:00:07.932
16		1:41.081 P	22.835	42.097	36.149	235.2	16:07:05.821	16		1:36.927	22.980	43.261	30.686	236.3	16:01:44.859
17		4:45.907	2:24.769	1:20.978	1:00.160	77.1	16:11:51.728	17		1:32.906	22.820	41.356	28.730	234.7	16:03:17.765
18		2:31.550	54.093	1:07.202	30.255	80.1	16:14:23.278	18		4:33.499	22.830	41.640	29.020	236.3	16:04:51.255
19		1:34.253	23.055	42.059	29.139	235.8	16:15:57.531	19		1:32.687	22.808	41.235	28.644	234.7	16:06:23.942
20		1:32.807	22.734	41.410	28.663	236.8	16:17:30.338	20		1:32.051	22.626	41.026	28.399	235.2	16:07:55.993
21		1:32.700	22.712	41.372	28.616	237.3	16:19:03.038	21		2:59.277 P	38.086	1:20.271	1:00.920	79.4	16:10:55.270
22		1:31.963	22.594	40.968	28.401	235.8	16:20:35.001	22		3:29.506	1:54.189	1:05.836	29.481	79.4	16:14:24.776
23		1:32.448	22.695	41.116	28.637	236.3	16:22:07.449	23		1:33.273	22.940	41.688	28.645	234.2	16:15:58.049
24		1:32.196	22.617	41.029	28.550	238.4	16:23:39.645	24		1:32.733	22.718	41.465	28.550	234.2	16:17:30.782
25		1:32.471	22.506	41.360	28.605	237.8	16:25:12.116	25		1:34.552	22.681	41.526	30.345	235.8	16:19:05.334
26		1:39.391	22.760	46.677	29.954	235.2	16:26:51.507	26		1:32.151	22.681	41.041	28.429	234.2	16:20:37.485
27		1:36.911	22.588	42.613	31.710	236.3	16:28:28.418	27		1:36.636 P	22.572	41.149	32.915	235.2	16:22:14.121
28		1:46.743 P	22.631	44.706	39.406	236.3	16:30:15.161	28		3:07.818	1:46.510	46.177	35.131	212.5	16:25:21.939
								29		4:30.256	22.453	40.314	27.489	235.8	16:26:52.195
								30		1:34.545	22.237	41.772	30.536	237.8	16:28:26.740
								31		1:30.107	22.280	40.315	27.512	235.2	16:29:56.847
								32		1:42.500 P	22.275	41.628	38.597	236.8	16:31:39.347



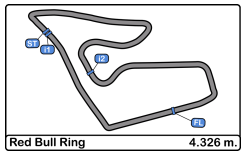


Red Bull Ring
International GT Open
Free practice - 2
Lap Analysis



10							11								
Alessio Deledda							Ernst Kirchmayr								
Lamborghini Huracan GT3 EVO2							Ferrari 296 GT3								
PRO							PROAM								
Jordan Pepper							Giacomo Altoè								
Oregon Team							racing one								
Lap	D	Time	Sector 1	Sector 2	Sector 3	T. Spd	Elapsed	Lap	D	Time	Sector 1	Sector 2	Sector 3	T. Spd	Elapsed
1		15:33:22.756	15:32:05.065	46.489	31.202	224.5	15:33:22.756	1		15:32:11.877	15:30:56.787	44.264	30.826	226.4	15:32:11.877
2		1:37.999	23.903	44.055	30.041	230.2	15:35:00.755	2		1:37.662	23.685	43.595	30.382	232.2	15:33:49.539
3		1:45.008 P	23.919	43.758	37.331	232.2	15:36:45.763	3		1:38.879	23.515	44.341	31.023	233.7	15:35:28.418
4		3:48.399	2:34.641	43.823	29.935	225.9	15:40:34.162	4		1:42.705 P	23.456	43.799	35.450	234.2	15:37:11.123
5		1:35.496	23.344	42.661	29.491	233.7	15:42:09.658	5		3:09.388	1:51.756	45.551	32.081	228.8	15:40:20.511
6		1:34.985	23.195	42.807	28.983	236.3	15:43:44.643	6		1:45.590 P	23.924	44.767	36.899	236.3	15:42:06.101
7		1:33.932	23.066	42.046	28.820	235.8	15:45:18.575	7		2:53.096 P	1:32.996	43.761	36.339	233.2	15:44:59.197
8		1:40.023 P	23.295	42.268	34.460	225.0	15:46:58.598	8		5:04.375	3:53.033	42.558	28.784	231.2	15:50:03.572
9		3:55.723	2:41.519	44.104	30.100	213.4	15:50:54.321	9		1:31.400	22.603	40.868	27.929	239.4	15:51:34.972
10		1:34.026	23.647	41.941	28.438	233.7	15:52:28.347	10		1:30.887	22.505	40.564	27.818	240.5	15:53:05.859
11		1:32.169	22.717	41.326	28.126	235.8	15:54:00.516	11		1:33.640	22.382	41.416	29.842	240.0	15:54:39.499
12		1:48.581	23.412	49.548	35.621	235.8	15:55:49.097	12		1:34.395	22.766	41.261	30.368	237.8	15:56:13.894
13		1:38.935 P	22.930	41.231	33.874	234.2	15:57:27.132	13		1:30.653	22.321	40.578	27.754	239.4	15:57:44.547
14		3:41.890	2:28.147	41.890	31.853	230.7	16:01:09.022	14		1:36.130 P	22.357	40.551	33.222	238.4	15:59:20.677
15		1:31.841	22.594	40.882	28.365	236.3	16:02:40.863	15		3:03.276	1:48.760	44.124	30.392	227.3	16:02:23.953
16		1:32.990	22.718	41.404	27.968	233.7	16:04:12.953	16		1:34.962	22.901	42.427	29.634	237.3	16:03:58.915
17		1:31.263	22.718	40.716	27.829	235.2	16:05:44.216	17		1:36.413	22.651	42.362	31.400	238.9	16:05:35.328
18		1:30.920	22.547	40.677	27.696	237.3	16:07:15.136	18		1:35.029	23.530	42.383	29.116	237.3	16:07:10.357
19		2:17.747 P	22.657	55.535	59.555	236.3	16:09:32.883	19		2:41.664	22.483	48.658	1:00.523	240.0	16:09:22.021
20		4:47.365	3:06.106	1:11.724	29.535	80.4	16:14:20.248	20		3:21.963	56.752	1:22.879	1:02.332	78.6	16:12:43.984
21		1:33.474	22.939	41.890	28.645	234.2	16:15:53.722	21		2:10.759	54.086	45.558	31.115	148.3	16:14:54.743
22		1:32.304	22.720	41.309	28.275	235.2	16:17:26.026	22		1:34.154	22.962	41.875	29.317	235.8	16:16:28.897
23		1:31.898	22.650	41.061	28.187	237.3	16:18:57.924	23		1:33.570	22.833	41.784	28.953	236.8	16:18:02.467
24		1:31.783	22.705	40.966	28.112	236.8	16:20:29.707	24		1:41.214	22.603	48.742	29.869	238.4	16:19:43.681
25		1:35.306	22.479	41.029	31.798	238.4	16:22:05.013	25		1:33.667	22.647	42.102	28.918	238.9	16:21:17.348
26		1:38.965	22.495	41.809	34.661	238.4	16:23:43.978	26		1:35.924	22.517	41.489	31.918	239.4	16:22:53.272
27		1:33.123	22.642	42.108	28.373	236.8	16:25:17.101	27		1:33.973	22.777	41.717	29.479	238.9	16:24:27.245
28		1:31.895	22.496	41.190	28.209	237.3	16:26:48.996	28		1:32.291	22.500	41.353	28.438	238.9	16:25:59.536
29		1:32.153	22.640	41.003	28.510	237.3	16:28:21.149	29		1:31.880	22.465	41.165	28.250	240.0	16:27:31.416
30		1:32.074	22.966	40.993	28.112	236.8	16:29:53.220	30		1:34.122	22.338	41.391	30.393	239.4	16:29:05.538
31		1:43.663 P	22.576	40.974	40.113	236.3	16:31:36.883	31		1:39.547 P	23.483	41.346	34.718	238.4	16:30:45.085





Red Bull Ring
International GT Open
Free practice - 2
Lap Analysis



12

Hash

Porsche 911 GT3 R (992)

14

Piotr Wira

Mercedes AMG GT3 EVO

PROAM

Alex Fontana

Car Collection Motorsport

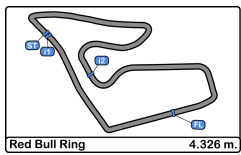
PROAM

Daan Arrow

Good Speed Racing Team

Lap	D	Time	Sector 1	Sector 2	Sector 3	T. Spd	Elapsed	Lap	D	Time	Sector 1	Sector 2	Sector 3	T. Spd	Elapsed
1		15:31:18.028	15:29:59.810	46.435	31.783	194.2	15:31:18.028	1		15:31:08.971	15:29:50.263	46.094	32.614	223.1	15:31:08.971
2		1:38.085	23.514	44.186	30.385	231.2	15:32:56.113	2		1:40.236	24.054	44.572	31.610	229.7	15:32:49.207
3		1:37.223	23.632	43.419	30.172	233.2	15:34:33.336	3		1:39.324	24.036	44.110	31.178	230.2	15:34:28.531
4		1:36.620	23.361	43.156	30.103	233.7	15:36:09.956	4		1:39.099	24.001	43.820	31.278	229.7	15:36:07.630
5		1:41.593	23.325	45.997	32.271	234.2	15:37:51.549	5		1:39.853	24.461	44.133	31.259	229.2	15:37:47.483
6		1:36.193	23.269	43.172	29.752	235.2	15:39:27.742	6		1:39.224	23.864	44.118	31.242	230.7	15:39:26.707
7		1:45.062 P	23.275	45.768	36.019	228.8	15:41:12.804	7		1:39.386	24.045	43.984	31.357	230.2	15:41:06.093
8		6:38.684	5:26.337	43.306	29.041	214.7	15:47:51.488	8		1:39.569	24.307	44.053	31.209	231.2	15:42:45.662
9		1:32.344	22.876	41.216	28.252	234.7	15:49:23.832	9		1:38.820	23.806	44.078	30.936	232.2	15:44:24.482
10		1:31.139	22.550	40.661	27.928	237.3	15:50:54.971	10		1:39.986	24.760	43.919	31.307	230.2	15:46:04.468
11		1:40.301	23.869	44.994	31.438	229.7	15:52:35.272	11		1:44.460 P	24.122	44.174	36.164	230.7	15:47:48.928
12		1:32.744	22.514	41.268	28.962	237.8	15:54:08.016	12		2:57.615	1:38.868	47.233	31.514	201.1	15:50:46.543
13		1:32.862	22.439	40.600	29.823	237.8	15:55:40.878	13		1:41.563 P	23.724	43.628	34.201	233.2	15:52:28.096
14		1:33.668	22.367	41.225	30.076	238.4	15:57:14.546	14		3:16.327 P	1:47.872	49.142	39.313	212.5	15:55:44.423
15		1:30.636	22.466	40.312	27.858	236.3	15:58:45.182	15		2:53.422 P	1:35.191	43.613	34.618	227.8	15:58:37.845
16		1:30.437	22.635	40.305	27.497	236.3	16:00:15.619	16		2:45.432 P	1:20.688	47.043	37.701	198.1	16:01:23.277
17		1:36.162 P	22.544	40.495	33.123	235.8	16:01:51.781	17		3:29.826	2:16.377	44.154	29.295	227.3	16:04:53.103
18		2:46.302	1:33.016	43.052	30.234	232.7	16:04:38.083	18		1:33.968	23.148	42.019	28.801	233.2	16:06:27.071
19		1:35.151	23.288	42.471	29.392	234.7	16:06:13.234	19		1:32.706	22.778	41.565	28.363	233.2	16:07:59.777
20		4:35.873	23.559	42.383	29.931	232.7	16:07:49.107	20		3:02.099 P	42.283	1:19.938	59.869	79.8	16:11:01.867
21		2:50.089	28.720	1:20.225	1:01.144	110.3	16:10:39.196	21		4:01.159	2:50.199	42.223	28.737	226.8	16:15:03.026
22		3:07.111	54.279	1:21.457	51.375	79.0	16:13:46.307	22		1:33.443	22.910	41.549	28.984	231.7	16:16:36.469
23		1:35.397	23.617	42.364	29.416	232.7	16:15:21.704	23		1:33.851	22.798	41.939	29.114	234.7	16:18:10.320
24		1:35.068	23.347	42.094	29.627	233.7	16:16:56.772	24		3:29.669 P	23.282	1:47.866	1:18.521	223.1	16:21:39.989
25		1:34.691	23.262	42.020	29.409	234.7	16:18:31.463								
26		1:34.948	23.256	42.521	29.171	236.3	16:20:06.411								
27		1:33.976	22.976	41.976	29.024	235.8	16:21:40.387								
28		1:33.463	22.949	41.571	28.943	236.3	16:23:13.850								
29		4:33.886	23.152	41.636	29.098	233.7	16:24:47.736								
30		1:34.436	23.240	42.243	28.953	219.9	16:26:22.172								
31		1:33.711	22.979	41.385	29.347	235.2	16:27:55.883								
32		1:34.523	22.941	41.737	29.845	235.8	16:29:30.406								
33		1:47.316 P	23.231	41.688	42.397	235.2	16:31:17.722								





Red Bull Ring
International GT Open
Free practice - 2
Lap Analysis



15 Gustav Bergström Porsche 911 GT3 R (992) **16** Marcelo Hahn Ferrari 296 GT3

PRO Nico Menzel Car Collection Motorsport PROAM Allam Khodair AF Corse

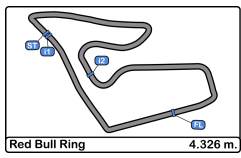
Lap	D	Time	Sector 1	Sector 2	Sector 3	T. Spd	Elapsed	Lap	D	Time	Sector 1	Sector 2	Sector 3	T. Spd	Elapsed
1		15:32:18.408	15:31:04.154	44.266	29.988	229.2	15:32:18.408	1		15:31:29.320	15:30:09.508	47.670	32.142	214.2	15:31:29.320
2		1:36.535	23.366	43.424	29.745	232.7	15:33:54.943	2		1:37.326	23.810	43.468	30.048	230.7	15:33:06.646
3		1:35.926	23.316	42.769	29.841	233.2	15:35:30.869	3		1:40.924	23.683	44.075	33.166	233.7	15:34:47.570
4		1:42.070 P	23.546	43.045	35.479	232.7	15:37:12.939	4		1:40.228	23.600	43.369	33.259	232.7	15:36:27.798
5		2:40.042	1:22.832	45.821	31.389	201.8	15:39:52.981	5		1:37.653	23.324	43.464	30.865	232.7	15:38:05.451
6		1:35.031	23.047	42.187	29.797	236.8	15:41:28.012	6		1:42.652 P	24.070	43.591	34.991	232.7	15:39:48.103
7		1:40.161	23.944	44.789	31.428	231.2	15:43:08.173	7		5:09.601	3:45.493	53.082	31.026	202.2	15:44:57.704
8		1:32.853	23.169	41.396	28.288	236.3	15:44:41.026	8		1:33.016	22.979	41.733	28.304	235.8	15:46:30.720
9		1:31.547	22.608	40.947	27.992	236.3	15:46:12.573	9		1:32.371	22.696	41.408	28.267	234.2	15:48:03.091
10		1:38.251 P	22.573	40.699	34.979	236.3	15:47:50.824	10		1:35.404	22.540	41.356	31.505	236.3	15:49:38.492
11		2:45.187	1:33.165	43.067	28.955	233.7	15:50:36.011	11		1:33.407	22.667	41.272	29.468	236.8	15:51:11.899
12		1:34.322	22.629	41.836	29.857	236.3	15:52:10.333	12		1:31.549	22.558	40.974	28.017	236.3	15:52:43.448
13		1:31.689	22.519	40.863	28.307	237.3	15:53:42.022	13		1:39.369	22.470	41.168	35.731	236.3	15:54:22.817
14		1:31.169	22.497	40.650	28.022	236.8	15:55:13.191	14		1:37.136 P	22.693	41.258	33.185	236.3	15:55:59.953
15		1:32.108	22.555	40.827	28.816	237.3	15:56:45.389	15		6:11.606	4:58.807	43.023	29.776	228.8	16:02:11.559
16		1:35.128	23.786	42.647	28.695	235.8	15:58:20.517	16		1:34.167	22.909	42.151	29.107	232.7	16:03:45.726
17		1:31.836	22.722	40.799	28.315	238.9	15:59:52.353	17		1:33.539	22.815	41.709	29.015	234.2	16:05:19.265
18		1:33.337	22.854	41.217	29.266	236.3	16:01:25.690	18		1:34.989	24.147	41.661	29.181	234.7	16:06:54.254
19		1:30.933	22.424	40.538	27.971	236.8	16:02:56.623	19			22.957			233.7	
20		1:30.929	22.620	40.447	27.862	235.8	16:04:27.552								
21		1:30.516	22.411	40.315	27.790	236.8	16:05:58.068								
22		1:36.648 P	22.432	40.883	33.333	237.3	16:07:34.716								
23		7:25.765	6:05.438	46.629	33.698	155.8	16:15:00.481								
24		1:33.193	22.572	40.506	30.115	235.2	16:16:33.674								
25		1:30.632	22.433	40.541	27.658	237.3	16:18:04.306								
26		1:30.876	22.296	40.432	28.148	238.9	16:19:35.182								
27		1:36.014 P	22.373	40.972	32.669	237.8	16:21:11.196								
28		2:43.057	1:32.206	41.119	29.732	234.2	16:23:54.253								
29		1:32.238	22.473	40.404	29.361	236.3	16:25:26.491								
30		1:30.363	22.383	40.350	27.630	236.3	16:26:56.854								
31		1:34.402	22.307	40.511	31.584	236.3	16:28:31.256								
32		1:30.126	22.292	40.245	27.589	236.8	16:30:01.382								
33		1:42.246 P	22.309	40.187	39.750	236.3	16:31:43.628								

17 Diego Menchaca Mercedes AMG GT3 EVO

PRO Marcos Siebert Team Motopark

Lap	D	Time	Sector 1	Sector 2	Sector 3	T. Spd	Elapsed
1		15:30:53.160	15:29:37.251	45.524	30.385	213.8	15:30:53.160
2		1:35.760	23.724	42.727	29.309	230.7	15:32:28.920
3		1:40.577	28.612	50.382	30.583	152.9	15:34:18.497
4		1:36.452	23.710	42.724	30.018	231.7	15:35:54.949
5		1:36.870	23.250	43.027	30.593	232.7	15:37:31.819
6		1:35.364	23.275	42.649	29.437	232.2	15:39:07.180
7		1:43.937	23.319	49.816	30.802	222.2	15:40:51.117
8		1:35.682	23.156	42.371	30.155	232.7	15:42:26.799
9		1:43.525 P	23.180	42.570	37.775	233.7	15:44:10.324
10		5:37.347	4:26.399	42.346	28.602	230.2	15:49:47.671
11		1:32.882	22.682	42.077	28.123	235.8	15:51:20.553
12		1:32.325	22.788	41.365	28.172	234.7	15:52:52.878
13		1:31.248	22.588	40.739	27.921	235.8	15:54:24.126
14		1:41.188	22.596	50.897	27.695	236.8	15:56:05.314
15		1:31.171	22.576	40.607	27.988	234.2	15:57:36.485
16		1:31.054	22.623	40.639	27.792	233.7	15:59:07.539
17		1:38.895 P	22.559	40.658	35.678	234.2	16:00:46.434
18		4:49.086	3:34.925	44.232	29.929	206.5	16:05:35.520
19		1:32.350	22.947	41.145	28.258	234.2	16:07:07.870
20		2:00.494	22.725	45.942	1:00.827	235.2	16:09:17.364
21		3:16.247	54.442	1:20.842	1:00.963	79.1	16:12:33.611
22		2:10.381	54.226	47.218	28.937	79.2	16:14:43.992
23		1:32.221	22.864	41.092	28.265	232.7	16:16:16.213
24		1:31.256	22.746	40.692	27.818	234.7	16:17:47.469
25		1:30.758	22.445	40.528	27.785	236.8	16:19:18.227
26		1:30.511	22.381	40.413	27.717	235.2	16:20:48.738
27		1:35.329	22.368	44.370	28.591	236.3	16:22:24.067
28		1:30.882	22.415	40.802	27.665	235.8	16:23:54.949
29		1:31.983	22.486	40.486	29.011	236.3	16:25:26.932
30		1:34.133	22.570	40.545	31.018	234.7	16:27:01.065
31		1:30.823	22.475	40.577	27.771	234.2	16:28:31.888
32		1:37.824 P	22.437	40.575	34.812	235.8	16:30:09.712



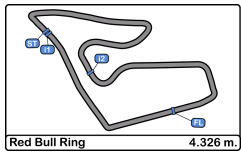


Red Bull Ring
International GT Open
Free practice - 2
Lap Analysis



19 Marzio Moretti Lamborghini Huracan GT3 EVO2							20 Dominik Baumann Mercedes AMG GT3 EVO								
PRO Artëm Petrov			Oregon Team				PRO Mikaeel Pitamber			SPS Automotive Performance					
Lap	D	Time	Sector 1	Sector 2	Sector 3	T. Spd	Elapsed	Lap	D	Time	Sector 1	Sector 2	Sector 3	T. Spd	Elapsed
1		15:31:04.611	15:29:47.795	46.050	30.766	190.8	15:31:04.611	1		15:31:21.267 P	15:29:57.439	46.668	37.160	201.4	15:31:21.267
2		1:38.966	23.838	44.370	30.758	230.2	15:32:43.577	2		2:45.061	1:28.938	43.934	32.189	223.6	15:34:06.328
3		1:37.851	23.736	43.707	30.408	231.2	15:34:21.428	3		1:37.166	23.837	43.284	30.045	226.8	15:35:43.494
4		1:43.387 P	24.049	44.084	35.254	232.2	15:36:04.815	4		1:44.273 P	23.907	44.641	35.725	227.8	15:37:27.767
5		4:29.355	3:06.037	49.236	34.082	174.7	15:40:34.170	5		5:12.841	3:57.931	45.200	29.710	220.8	15:42:40.608
6		1:38.863	24.525	44.699	29.639	216.4	15:42:13.033	6		1:34.079	23.233	41.985	28.861	231.2	15:44:14.687
7		1:36.279	23.255	43.294	29.730	235.2	15:43:49.312	7		1:33.458	23.032	42.045	28.381	230.7	15:45:48.145
8		1:43.014	24.015	45.785	33.214	233.7	15:45:32.326	8		1:32.718	22.909	41.441	28.368	230.2	15:47:20.863
9		1:37.148	23.584	42.938	30.626	233.7	15:47:09.474	9		1:32.459	22.836	41.392	28.231	231.2	15:48:53.322
10		1:36.420	23.306	43.396	29.718	232.7	15:48:45.894	10		1:38.523 P	22.850	41.506	34.167	232.7	15:50:31.845
11		1:36.863	23.291	42.641	30.931	234.7	15:50:22.757	11		5:47.021	4:34.659	42.977	29.385	215.5	15:56:18.866
12		1:40.237 P	23.444	42.360	34.433	234.7	15:52:02.994	12		1:33.801	23.383	41.895	28.523	230.2	15:57:52.667
13		3:06.380	1:53.127	43.794	29.459	230.2	15:55:09.374	13		1:32.926	22.946	41.583	28.397	231.2	15:59:25.593
14		1:35.836	23.310	42.923	29.603	213.8	15:56:45.210	14		1:32.473	22.922	41.251	28.300	231.2	16:00:58.066
15		1:35.022	23.601	42.042	29.379	233.2	15:58:20.232	15		1:32.293	22.791	41.206	28.296	231.7	16:02:30.359
16		1:34.175	23.127	42.373	28.675	229.7	15:59:54.407	16		1:32.129	22.697	41.066	28.357	232.2	16:04:02.479
17		1:33.613	22.791	42.260	28.562	236.3	16:01:28.020	17		1:38.209 P	22.792	41.378	34.039	232.7	16:05:40.688
18		1:38.066 P	22.912	42.078	33.076	235.2	16:03:06.086	18		9:48.021	8:33.601	43.955	30.465	214.2	16:15:28.709
19		2:50.418	1:39.891	42.009	28.518	229.7	16:05:56.504	19		1:34.455	23.339	42.412	28.704	230.2	16:17:03.164
20		1:32.692	23.134	41.343	28.215	232.7	16:07:29.196	20		1:32.769	22.714	41.618	28.437	232.2	16:18:35.933
21		2:33.414 P	22.752	1:11.243	59.416	234.7	16:10:02.607	21		1:37.135 P	22.704	41.216	33.215	232.2	16:20:13.068
22		4:51.221	3:38.620	43.660	28.941	174.7	16:14:53.828	22		2:40.956	1:29.703	42.363	28.890	188.1	16:22:54.024
23		1:32.446	22.821	41.379	28.246	234.2	16:16:26.274	23		1:32.172	22.928	41.220	28.024	233.2	16:24:26.196
24		1:31.585	22.696	40.841	28.048	235.8	16:17:57.859	24		1:32.056	22.802	41.153	28.101	231.2	16:25:58.252
25		1:35.858 P	22.598	40.883	32.377	236.3	16:19:33.717	25		1:31.921	22.839	41.013	28.069	232.2	16:27:30.173
26		2:53.885	1:42.684	42.484	28.717	230.7	16:22:27.602	26		1:37.576 P	22.883	41.080	33.613	232.2	16:29:07.749
27		1:32.358	22.782	41.255	28.321	235.8	16:23:59.960								
28		1:37.445	22.634	41.531	33.280	236.8	16:25:37.405								
29		1:31.981	22.588	41.185	28.208	234.7	16:27:09.386								
30		1:31.739	22.617	41.018	28.104	235.2	16:28:41.125								
31		1:31.496	22.495	40.821	28.180	236.8	16:30:12.621								
32		1:43.261 P	22.488	40.979	39.794	235.8	16:31:55.882								





Red Bull Ring
International GT Open
Free practice - 2
Lap Analysis



24

Andrey Borodin

McLaren 720s GT3 Evo

25

Alessandro Cozzi

Ferrari 296 GT3

PROAM

Oliver Webb

Greystone GT

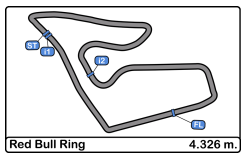
PROAM

Giorgio Sernagiotto

AF Corse

Lap	D	Time	Sector 1	Sector 2	Sector 3	T. Spd	Elapsed	Lap	D	Time	Sector 1	Sector 2	Sector 3	T. Spd	Elapsed
1		15:31:20.861	15:30:02.027	46.183	32.651	226.8	15:31:20.861	1		15:31:39.444	15:30:21.267	46.450	31.727	218.1	15:31:39.444
2		1:40.346	24.235	44.817	31.294	223.1	15:33:01.207	2		1:38.512	23.976	43.785	30.751	228.8	15:33:17.956
3		1:41.579	25.005	45.153	31.421	230.7	15:34:42.786	3		1:38.983	23.796	44.246	30.941	230.7	15:34:56.939
4		1:40.812	24.434	44.650	31.728	231.7	15:36:23.598	4		1:44.289 P	23.961	44.090	36.238	230.2	15:36:41.228
5		1:41.701	24.968	45.474	31.259	231.7	15:38:05.299	5		2:35.183	1:17.839	46.390	30.954	202.2	15:39:16.411
6		1:40.748	24.544	44.702	31.502	216.0	15:39:46.047	6		1:35.456	23.387	42.811	29.258	234.7	15:40:51.867
7		1:41.371	24.491	44.581	32.299	233.2	15:41:27.418	7		1:35.576	23.205	42.320	30.051	235.8	15:42:27.443
8		1:40.586	24.365	44.788	31.433	235.8	15:43:08.004	8		1:34.783	23.035	42.479	29.269	236.3	15:44:02.226
9		1:48.950 P	25.103	46.055	37.792	233.2	15:44:56.954	9		1:33.830	23.146	41.905	28.779	235.2	15:45:36.056
10		4:48.309	3:21.111	56.443	30.755	208.4	15:49:45.263	10		1:34.083	23.374	41.799	28.910	232.7	15:47:10.139
11		1:39.080	24.369	44.401	30.310	234.7	15:51:24.343	11		1:34.245	23.029	42.284	28.932	236.8	15:48:44.384
12		1:38.057	23.854	43.355	30.848	235.8	15:53:02.400	12		1:33.002	22.743	41.671	28.588	235.8	15:50:17.386
13		1:37.122	23.438	43.710	29.974	234.7	15:54:39.522	13		1:33.124	22.686	41.982	28.456	235.2	15:51:50.510
14		1:36.262	24.216	42.557	29.489	236.3	15:56:15.784	14		1:32.539	22.505	41.549	28.485	235.8	15:53:23.049
15		1:35.470	23.370	42.516	29.584	235.8	15:57:51.254	15		1:32.544	22.539	41.665	28.307	235.8	15:54:55.560
16		1:36.805	23.201	44.413	29.191	236.3	15:59:28.059	16		1:37.939 P	22.686	42.188	33.065	236.8	15:56:33.499
17		1:36.418	23.981	43.008	29.429	234.7	16:01:04.477	17		3:59.154	2:47.717	42.151	29.286	231.2	16:00:32.653
18		1:34.930	23.299	42.468	29.163	236.3	16:02:39.407	18		1:32.770	22.793	41.687	28.290	235.2	16:02:05.423
19		1:35.090	23.950	42.363	28.777	233.7	16:04:14.497	19		1:31.979	22.640	41.196	28.143	234.7	16:03:37.402
20		1:33.887	22.813	41.728	29.346	236.3	16:05:48.384	20		1:31.780	22.529	41.062	28.189	236.3	16:05:09.182
21		1:39.734 P	22.985	42.041	34.708	235.8	16:07:28.118	21		1:32.045	22.576	41.508	27.961	237.3	16:06:41.227
22		6:22.038	4:10.580	1:20.421	51.037	79.7	16:13:50.156	22		4:31.383	22.565	40.810	28.008	235.2	16:08:12.610
23		1:36.734	23.060	42.055	31.619	235.8	16:15:26.890	23		3:48.864 P	54.085	1:20.585	1:04.194	78.0	16:11:31.474
24		1:32.194	22.785	41.102	28.307	234.7	16:16:59.084	24		4:01.619	2:46.779	43.272	31.568	164.6	16:15:33.093
25		1:32.418	22.545	41.202	28.671	236.8	16:18:31.502	25		1:31.947	22.734	41.099	28.114	233.7	16:17:05.040
26		1:31.344	22.677	40.772	27.895	236.8	16:20:02.846	26		4:31.543	22.636	40.951	27.956	234.7	16:18:36.583
27		4:30.923	22.388	40.500	28.035	236.8	16:21:33.769	27		4:32.244	22.465	41.141	28.605	237.3	16:20:08.794
28		4:30.594	22.308	40.549	27.734	237.8	16:23:04.360	28		1:32.331	22.550	40.884	28.897	235.8	16:21:41.125
29		4:30.644	22.336	40.517	27.761	237.3	16:24:34.974	29		1:48.003 P	22.851	49.418	35.734	238.9	16:23:29.128
30		4:34.076	22.253	40.874	30.949	237.3	16:26:09.050								
31		4:30.493	22.131	40.557	27.805	236.8	16:27:39.543								
32		1:32.797	22.039	40.731	30.027	238.4	16:29:12.340								
33		4:40.288 P	22.168	40.574	37.546	237.8	16:30:52.628								





Red Bull Ring
International GT Open
Free practice - 2
Lap Analysis



27

Marco Pulcini

Ferrari 296 GT3 **33**

Dean Macdonald

McLaren 720s GT3 Evo

PROAM

Eddie Cheever

Spirit of Race

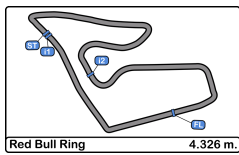
PRO

James Kell

Greystone GT

Lap	D	Time	Sector 1	Sector 2	Sector 3	T. Spd	Elapsed	Lap	D	Time	Sector 1	Sector 2	Sector 3	T. Spd	Elapsed
1		15:30:54.949	15:29:40.830	43.998	30.121	201.4	15:30:54.949	1		15:31:56.985	15:30:41.265	45.023	30.697	226.4	15:31:56.985
2		4:36.145	23.501	43.014	29.630	231.2	15:32:31.094	2		1:38.363	23.780	44.016	30.567	231.7	15:33:35.348
3		1:44.793 P	23.595	43.554	37.644	229.7	15:34:15.887	3		1:46.901 P	23.812	44.371	38.718	231.2	15:35:22.249
4		6:29.519	5:13.179	45.040	31.300	207.6	15:40:45.406	4		11:10.584 P	9:39.242	52.557	38.785	220.8	15:46:32.833
5		4:34.445	23.397	42.468	28.580	235.2	15:42:19.851	5		3:12.386	1:57.826	44.082	30.478	228.8	15:49:45.219
6		1:32.879	22.903	41.532	28.444	236.3	15:43:52.730	6		1:32.664	23.265	41.224	28.175	235.8	15:51:17.883
7		1:36.191	22.827	41.788	31.576	235.8	15:45:28.921	7		1:32.093	22.721	41.414	27.958	237.8	15:52:49.976
8		1:34.290	23.452	42.504	28.334	232.7	15:47:03.211	8		1:32.335	22.965	40.773	28.597	236.3	15:54:22.311
9		1:32.290	23.170	41.116	28.004	232.7	15:48:35.501	9		1:31.801	22.522	41.197	28.082	237.8	15:55:54.112
10		1:37.932 P	23.233	41.226	33.473	233.7	15:50:13.433	10		1:33.505	23.198	42.372	27.935	236.8	15:57:27.617
11		3:30.259	2:20.625	41.566	28.068	228.8	15:53:43.692	11		1:32.202	22.496	41.680	28.026	236.8	15:58:59.819
12		1:31.662	22.611	41.128	27.923	236.8	15:55:15.354	12		1:39.462 P	22.662	41.165	35.635	238.4	16:00:39.281
13		1:31.498	22.569	40.949	27.980	234.7	15:56:46.852	13		3:51.835	2:41.400	41.831	28.604	232.7	16:04:31.116
14		1:32.804	22.595	41.827	28.379	235.2	15:58:19.653	14		1:32.209	22.858	41.114	28.237	235.2	16:06:03.325
15		1:32.350	22.583	41.034	28.733	235.8	15:59:52.003	15		1:31.726	22.569	41.014	28.143	235.8	16:07:35.051
16		1:31.853	22.574	41.405	27.874	234.2	16:01:23.856	16		2:35.193	22.603	1:11.879	1:00.711	235.2	16:10:10.244
17		1:31.256	22.528	40.769	27.959	234.2	16:02:55.112	17		3:14.355	53.800	1:19.769	1:00.786	79.6	16:13:24.599
18		1:30.933	22.559	40.630	27.744	233.2	16:04:26.045	18		1:42.596	31.255	42.703	28.638	221.3	16:15:07.195
19		1:38.658 P	22.481	42.766	33.411	234.7	16:06:04.703	19		1:32.265	22.722	41.195	28.348	235.2	16:16:39.460
20		4:57.768	2:37.033	1:19.844	1:00.891	79.9	16:11:02.471	20		4:34.375	22.695	40.708	27.972	236.3	16:18:10.835
21		2:56.783	53.894	1:20.060	42.829	79.8	16:13:59.254	21		1:32.014	22.759	40.875	28.380	236.3	16:19:42.849
22		1:37.148	23.675	42.956	30.517	233.7	16:15:36.402	22		1:31.032	22.495	40.507	28.030	236.3	16:21:13.881
23		1:33.804	23.242	41.932	28.630	232.2	16:17:10.206	23		1:31.311	22.645	40.821	27.845	237.3	16:22:45.192
24		1:32.984	22.934	41.650	28.400	234.2	16:18:43.190	24		4:30.597	22.512	40.404	27.681	236.8	16:24:15.789
25		1:32.949	22.828	41.495	28.626	234.2	16:20:16.139	25		1:30.913	22.436	40.555	27.922	237.3	16:25:46.702
26		1:32.004	22.592	41.209	28.203	234.7	16:21:48.143	26		1:30.864	22.477	40.607	27.780	236.3	16:27:17.566
27		1:32.247	22.768	41.088	28.391	233.2	16:23:20.390	27		1:30.637	22.433	40.434	27.770	236.8	16:28:48.203
28		4:32.959	22.902	41.116	28.941	234.2	16:24:53.349	28		1:31.028	22.462	40.699	27.867	237.3	16:30:19.231
29		4:36.320	23.705	41.292	31.323	234.2	16:26:29.669	29		1:39.781 P	22.776	40.610	36.395	236.3	16:31:59.012
30		1:31.875	22.675	41.155	28.045	234.7	16:28:01.544								
31		4:32.434	22.541	41.368	28.522	235.8	16:29:33.975								
32		1:48.726 P	24.249	42.779	41.698	230.7	16:31:22.701								



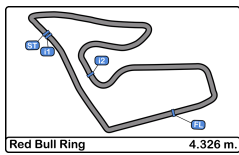


Red Bull Ring
International GT Open
Free practice - 2
Lap Analysis



51							54								
Nicola Marinangeli							Dexter Müller								
PRO							Mercedes AMG GT3 EVO								
Vincent Abril							Yannick Mettler								
Spirit of Race							CBRX by SPS								
Lap	D	Time	Sector 1	Sector 2	Sector 3	T. Spd	Elapsed	Lap	D	Time	Sector 1	Sector 2	Sector 3	T. Spd	Elapsed
1		15:32:04.461	15:30:46.419	46.535	31.507	187.8	15:32:04.461	1		15:31:06.841	15:29:48.702	45.771	32.368	210.1	15:31:06.841
2		1:37.241	23.399	44.602	29.240	232.7	15:33:41.702	2		1:37.790	23.610	43.779	30.401	230.7	15:32:44.631
3		1:34.915	23.140	42.959	28.816	233.7	15:35:16.617	3		1:45.706 P	24.178	44.852	36.676	230.2	15:34:30.337
4		1:41.839 P	23.453	42.162	36.224	233.7	15:36:58.456	4		3:15.942 P	1:47.109	46.149	42.684	225.9	15:37:46.279
5		3:45.759	2:32.927	43.328	29.504	223.1	15:40:44.215	5		2:45.284	1:26.574	47.956	30.754	200.7	15:40:31.563
6		1:33.996	23.662	41.801	28.533	234.2	15:42:18.211	6		1:34.997	23.761	42.594	28.642	232.7	15:42:06.560
7		1:33.000	22.873	41.445	28.682	236.8	15:43:51.211	7		1:33.415	23.066	41.999	28.350	233.7	15:43:39.975
8		1:34.619	22.706	42.884	29.029	238.4	15:45:25.830	8		1:32.712	22.885	41.644	28.183	234.2	15:45:12.687
9		1:37.350 P	22.827	41.593	32.930	235.8	15:47:03.180	9		1:31.948	22.703	41.074	28.171	233.7	15:46:44.635
10		3:25.673	2:14.252	42.991	28.430	223.1	15:50:28.853	10		1:42.346 P	22.745	44.327	35.274	219.9	15:48:26.981
11		1:32.428	22.692	41.679	28.057	236.8	15:52:01.281	11		3:37.778	2:14.700	50.248	32.830	213.8	15:52:04.759
12		1:33.428	22.660	41.450	29.318	236.3	15:53:34.709	12		1:37.105	23.671	43.496	29.938	233.7	15:53:41.864
13		1:33.878	22.875	42.011	28.992	237.3	15:55:08.587	13		1:37.094	23.580	43.871	29.643	233.7	15:55:18.958
14		1:32.362	22.640	41.292	28.430	235.2	15:56:40.949	14		1:34.635	22.977	42.173	29.485	232.2	15:56:53.593
15		2:29.613 P	22.594	55.667	1:11.352	235.2	15:59:10.562	15		1:35.624	23.353	42.936	29.335	212.5	15:58:29.217
16		1:33.924 P	10:55.515	1:19.974	58.432	79.8	16:12:24.483	16		1:34.087	22.951	42.040	29.096	231.7	16:00:03.304
17		3:04.353	1:53.606	42.485	28.262	230.2	16:15:28.836	17		1:41.806 P	24.481	42.310	35.015	224.5	16:01:45.110
18		1:31.353	22.693	41.058	27.602	234.7	16:17:00.189	18		3:08.765	1:55.512	43.736	29.517	161.9	16:04:53.875
19		1:32.624	22.541	41.105	28.978	236.3	16:18:32.813	19		1:34.389	23.112	42.030	29.247	232.2	16:06:28.264
20		1:31.343	22.637	40.876	27.830	236.3	16:20:04.156	20		1:33.493	22.885	41.685	28.923	234.2	16:08:01.757
21		1:30.942	22.600	40.852	27.490	235.2	16:21:35.098	21		1:07.184	45.070	1:20.445	1:01.666	77.8	16:11:08.938
22		1:35.852 P	22.491	41.145	32.216	236.3	16:23:10.950	22		2:51.182	54.350	1:20.793	36.039	79.2	16:14:00.120
23		2:54.954	1:43.893	42.766	28.295	212.5	16:26:05.904	23		1:36.866	23.516	42.868	30.482	230.2	16:15:36.986
24		1:30.701	22.595	40.557	27.549	235.2	16:27:36.605	24		1:38.521	23.831	45.616	29.074	231.7	16:17:15.507
25		1:32.868	22.644	41.322	28.902	235.2	16:29:09.473	25		1:34.264	22.940	42.435	28.889	233.7	16:18:49.771
26		1:37.198 P	22.436	40.514	34.248	235.2	16:30:46.671	26		1:41.522 P	23.042	42.763	35.717	232.7	16:20:31.293
								27		3:05.875	1:55.836	41.547	28.492	231.7	16:23:37.168
								28		1:32.557	23.299	41.376	27.882	233.2	16:25:09.725
								29		1:30.978	22.675	40.712	27.591	233.2	16:26:40.703
								30		1:31.017	22.624	40.728	27.665	233.7	16:28:11.720
								31		1:31.813	22.554	40.670	28.589	235.2	16:29:43.533
								32		1:44.995 P	22.605	40.635	41.755	234.7	16:31:28.528





Red Bull Ring
International GT Open
Free practice - 2
Lap Analysis



55

Laurent De Meeus

Ferrari 296 GT3 **61**

Ziad Ghandour

Ferrari 296 GT3

PROAM

Jamie Stanley

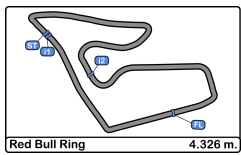
AF Corse

AM

AF Corse

Lap	D	Time	Sector 1	Sector 2	Sector 3	T. Spd	Elapsed	Lap	D	Time	Sector 1	Sector 2	Sector 3	T. Spd	Elapsed
1		15:31:29.631	15:30:12.402	45.709	31.520	212.1	15:31:29.631	1		15:31:13.875	15:29:53.173	46.294	34.408	203.3	15:31:13.875
2		1:37.857	23.738	43.816	30.303	228.3	15:33:07.488	2		1:40.037	23.932	45.022	31.083	230.2	15:32:53.912
3		1:52.449	23.980	57.099	31.370	220.4	15:34:59.937	3		1:40.128	23.858	44.916	31.354	231.2	15:34:34.040
4		1:37.904	24.204	43.684	30.016	229.2	15:36:37.841	4		1:39.081	23.757	44.685	30.639	231.7	15:36:13.121
5		1:43.564 P	23.856	43.667	36.041	230.2	15:38:21.405	5		1:39.170	23.535	44.627	31.008	233.2	15:37:52.291
6		3:18.454	2:00.551	46.097	31.806	180.3	15:41:39.859	6		1:39.473	23.962	44.660	30.851	232.7	15:39:31.764
7		1:37.485	23.906	43.839	29.740	209.7	15:43:17.344	7		1:39.009	23.537	44.413	31.059	234.2	15:41:10.773
8		1:35.506	23.627	42.335	29.544	234.7	15:44:52.850	8		1:38.689	23.475	44.651	30.563	233.7	15:42:49.462
9		1:33.317	22.903	42.129	28.285	234.2	15:46:26.167	9		1:37.890	23.440	44.030	30.420	235.2	15:44:27.352
10		1:32.265	22.819	41.292	28.154	233.2	15:47:58.432	10		1:47.553 P	24.079	44.995	38.479	225.0	15:46:14.905
11		1:33.450	22.793	42.302	28.355	235.2	15:49:31.882	11		2:49.234	1:33.464	44.511	31.259	216.0	15:49:04.139
12		1:33.921	23.501	42.321	28.099	233.7	15:51:05.803	12		1:36.393	23.432	43.340	29.621	235.8	15:50:40.532
13		1:31.773	22.698	41.121	27.954	234.2	15:52:37.576	13		1:35.825	23.007	43.336	29.482	235.8	15:52:16.357
14		1:37.663 P	22.910	41.377	33.376	235.2	15:54:15.239	14		1:43.543	24.719	46.838	31.986	194.2	15:53:59.900
15		4:00.255	2:41.905	46.468	31.882	219.9	15:58:15.494	15		1:37.815	22.966	43.023	31.826	236.3	15:55:37.715
16		1:36.463	23.828	42.941	29.694	232.7	15:59:51.957	16		1:33.714	22.814	42.155	28.745	234.7	15:57:11.429
17		1:34.880	24.000	42.026	28.854	233.2	16:01:26.837	17		1:33.254	22.732	41.891	28.631	234.2	15:58:44.683
18		1:34.107	23.407	42.005	28.695	230.7	16:03:00.944	18		1:33.527	23.455	41.642	28.430	218.6	16:00:18.210
19		1:33.281	23.081	41.682	28.518	231.7	16:04:34.225	19		1:32.569	22.672	41.384	28.513	235.2	16:01:50.779
20		1:32.869	22.786	41.346	28.737	233.7	16:06:07.094	20		1:33.679	23.565	41.553	28.561	234.2	16:03:24.458
21		1:32.576	22.893	41.264	28.419	232.2	16:07:39.670	21		1:43.321 P	22.720	42.732	37.869	235.8	16:05:07.779
22		2:36.467 P	22.824	1:12.325	1:01.318	231.7	16:10:16.137								
23		4:16.278	2:43.147	1:03.888	29.243	70.0	16:14:32.415								
24		1:33.040	22.915	41.464	28.661	231.7	16:16:05.455								
25		1:32.723	22.896	41.345	28.482	233.2	16:17:38.178								
26		1:32.603	22.775	41.442	28.386	233.7	16:19:10.781								
27		1:33.492	22.799	41.981	28.712	232.7	16:20:44.273								
28		1:32.415	22.781	41.349	28.285	234.7	16:22:16.688								
29		1:38.438 P	22.752	41.866	33.820	235.2	16:23:55.126								
30		2:52.498	1:43.297	41.387	27.814	230.7	16:26:47.624								
31		1:31.902	22.639	40.867	28.396	234.7	16:28:19.526								
32		1:31.186	22.581	40.620	27.985	234.7	16:29:50.712								
33		1:43.857 P	23.224	41.012	39.621	233.2	16:31:34.569								





Red Bull Ring
International GT Open
Free practice - 2
Lap Analysis



63

Rolf Ineichen

Lamborghini Huracan GT3 EVO2

65

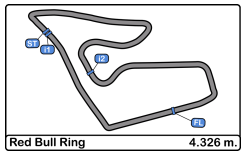
Heiko Neumann

Mercedes AMG GT3 EVO

PRO Leonardo Pulcini Oregon Team AM Timo Rumpfkeil Team Motopark

Lap	D	Time	Sector 1	Sector 2	Sector 3	T. Spd	Elapsed	Lap	D	Time	Sector 1	Sector 2	Sector 3	T. Spd	Elapsed
1		15:31:59.311	15:30:40.674	45.336	33.301	224.0	15:31:59.311	1		15:31:05.553 P	15:29:41.510	46.239	37.804	184.3	15:31:05.553
2		1:49.984 P	23.561	45.248	41.175	231.7	15:33:49.295	2		2:55.678	1:40.295	44.424	30.959	223.1	15:34:01.231
3		3:51.032	2:32.944	47.270	30.818	205.3	15:37:40.327	3		1:38.323	23.844	43.470	31.009	228.8	15:35:39.554
4		1:36.672	23.211	43.876	29.585	234.2	15:39:16.999	4		1:39.695	24.115	44.070	31.510	228.3	15:37:19.249
5		1:35.887	23.087	43.674	29.126	235.2	15:40:52.886	5		1:38.806	23.907	43.716	31.183	229.2	15:38:58.055
6		4:35.995	22.814	42.134	31.047	237.3	15:42:28.881	6		1:39.196	23.810	44.059	31.327	230.7	15:40:37.251
7		1:40.684	23.064	42.038	35.582	238.4	15:44:09.565	7		1:44.214 P	24.229	44.215	35.770	230.2	15:42:21.465
8		1:33.699	23.245	41.645	28.809	235.2	15:45:43.264	8		4:15.637	3:02.205	42.950	30.482	228.3	15:46:37.102
9		1:33.394	23.063	41.619	28.712	235.2	15:47:16.658	9		1:36.729	23.596	42.845	30.288	229.7	15:48:13.831
10		1:32.486	22.866	41.121	28.499	235.8	15:48:49.144	10		1:37.088	23.720	43.077	30.291	231.7	15:49:50.919
11		1:40.889 P	22.698	41.913	36.278	238.4	15:50:30.033	11		1:40.140 P	23.370	42.600	34.170	232.2	15:51:31.059
12		3:38.658	2:26.326	42.368	29.964	231.7	15:54:08.691	12		5:20.958	4:04.908	45.629	30.421	159.7	15:56:52.017
13		1:33.064	22.799	41.351	28.914	235.8	15:55:41.755	13		1:36.480	24.712	42.451	29.317	231.2	15:58:28.497
14		1:33.849	22.656	41.468	29.725	235.8	15:57:15.604	14		1:33.885	23.178	41.809	28.898	232.2	16:00:02.382
15		1:32.009	22.760	40.944	28.305	235.2	15:58:47.613	15		1:35.475	25.094	41.648	28.733	231.2	16:01:37.857
16		1:32.348	22.731	41.267	28.350	235.8	16:00:19.961	16		1:34.210	24.034	41.601	28.575	230.2	16:03:12.067
17		1:31.961	22.678	40.810	28.473	236.3	16:01:51.922	17		1:32.567	22.879	41.340	28.348	231.7	16:04:44.634
18		1:34.677	22.758	41.562	30.357	234.7	16:03:26.599	18		1:33.595	22.792	41.486	29.317	233.7	16:06:18.229
19		1:32.691	22.647	41.349	28.695	236.8	16:04:59.290	19		1:32.838	22.767	41.401	28.670	233.2	16:07:51.067
20		1:38.751 P	22.830	40.961	34.960	236.8	16:06:38.041	20		3:02.886 P	38.267	1:21.784	1:02.835	77.4	16:10:53.953
21		4:18.465 P	1:56.579	1:20.201	1:01.685	80.5	16:10:56.506	21		4:40.118	3:27.128	43.790	29.200	213.4	16:15:34.071
22		4:26.917	3:14.736	42.565	29.616	223.6	16:15:23.423	22		1:33.293	23.268	41.613	28.412	232.2	16:17:07.364
23		1:39.209	22.686	41.376	35.147	235.8	16:17:02.632	23		1:33.582	22.895	41.462	29.225	233.2	16:18:40.946
24		1:37.352	22.545	44.114	30.693	236.8	16:18:39.984	24		1:31.949	22.847	41.226	27.876	233.7	16:20:12.895
25		1:31.259	22.447	40.687	28.125	237.8	16:20:11.243	25		1:31.736	22.648	41.047	28.041	233.7	16:21:44.631
26		1:31.039	22.419	40.552	28.068	238.4	16:21:42.282	26		1:34.051	22.626	41.537	29.888	233.7	16:23:18.682
27		1:34.880	22.319	43.012	29.549	238.9	16:23:17.162	27		1:34.091	22.762	41.666	29.663	234.2	16:24:52.773
28		1:31.030	22.414	40.718	27.898	237.3	16:24:48.192	28		1:32.160	22.676	41.183	28.301	232.7	16:26:24.933
29		1:32.725	22.689	41.355	28.681	233.7	16:26:20.917	29		1:31.647	22.519	40.896	28.232	233.2	16:27:56.580
30		1:30.817	22.363	40.701	27.753	236.3	16:27:51.734	30		1:32.919	22.660	41.521	28.738	233.2	16:29:29.499
31		1:31.662	22.395	40.539	28.728	237.8	16:29:23.396	31		1:36.499 P	22.655	40.993	32.851	232.7	16:31:05.998
32		4:52.520 P	22.321	42.886	47.313	237.3	16:31:15.916								



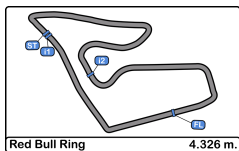


Red Bull Ring
International GT Open
Free practice - 2
Lap Analysis



66 Stewart Proctor McLaren 720S GT3							69 Michael Blanchemain Mercedes AMG GT3 EVO									
PROAM			Lewis Proctor				Greystone GT			PROAM			Vladislav Lomko Scuderia Villorba Corse			
Lap	D	Time	Sector 1	Sector 2	Sector 3	T. Spd	Elapsed	Lap	D	Time	Sector 1	Sector 2	Sector 3	T. Spd	Elapsed	
1		15:31:20.010	15:30:03.293	45.187	31.530	226.8	15:31:20.010	1		15:31:30.570	15:30:09.445	49.081	32.044	182.7	15:31:30.570	
2		1:38.477	24.319	43.940	30.218	226.8	15:32:58.487	2		1:39.141	24.105	44.609	30.427	225.0	15:33:09.711	
3		1:37.481	23.627	43.674	30.180	232.7	15:34:35.968	3		1:39.132	23.935	44.215	30.982	229.2	15:34:48.843	
4		1:41.985 P	23.660	43.745	34.580	232.7	15:36:17.953	4		1:57.893	23.959	58.313	35.621	229.7	15:36:46.736	
5		3:38.654	2:17.648	48.049	32.957	190.8	15:39:56.607	5		1:38.872	23.861	44.212	30.799	230.7	15:38:25.608	
6		1:41.983	24.469	45.110	32.404	232.2	15:41:38.590	6		1:38.760	23.810	44.083	30.867	230.2	15:40:04.368	
7		1:41.655	24.317	44.786	32.552	231.2	15:43:20.245	7		1:44.681 P	23.960	44.403	36.318	229.7	15:41:49.049	
8		1:51.727 P	24.698	46.533	40.496	232.7	15:45:11.972	8		3:46.036	2:28.331	46.637	31.068	184.6	15:45:35.085	
9		6:50.908	5:38.133	44.054	28.721	196.3	15:52:02.880	9		1:37.862	24.384	43.955	29.523	205.7	15:47:12.947	
10		1:34.035	23.850	41.887	28.298	234.7	15:53:36.915	10		1:34.693	23.318	42.382	28.993	231.7	15:48:47.640	
11		1:32.673	22.764	41.687	28.222	237.3	15:55:09.588	11		1:34.113	23.059	41.997	29.057	234.7	15:50:21.753	
12		1:33.829	23.121	42.263	28.445	233.7	15:56:43.417	12		1:33.842	23.031	42.062	28.749	234.7	15:51:55.595	
13		1:32.105	22.552	41.329	28.224	236.3	15:58:15.522	13		1:33.402	22.974	41.825	28.603	233.2	15:53:28.997	
14		1:31.686	22.636	41.099	27.951	235.8	15:59:47.208	14		1:33.397	22.945	41.861	28.591	232.7	15:55:02.394	
15		1:31.416	22.517	41.079	27.820	235.8	16:01:18.624	15		1:32.964	22.964	41.624	28.376	232.2	15:56:35.358	
16		1:37.829 P	22.483	40.853	34.493	236.3	16:02:56.453	16		1:34.362	22.922	42.394	29.046	232.2	15:58:09.720	
17		3:23.146	2:07.083	44.462	31.601	222.2	16:06:19.599	17		1:39.023 P	22.873	41.441	34.709	231.7	15:59:48.743	
18		1:36.104	23.412	42.365	30.327	234.7	16:07:55.703	18		2:53.732 P	1:36.487	43.018	34.227	224.5	16:02:42.475	
19		3:02.415	41.260	1:20.636	1:00.519	79.5	16:10:58.118	19		4:23.503	3:09.628	43.942	29.933	225.4	16:07:05.978	
20		2:58.769	53.808	1:20.510	44.451	79.7	16:13:56.887	20		2:43.373	23.588	49.564	1:00.221	232.2	16:09:19.351	
21		1:39.970	23.887	44.420	31.663	219.9	16:15:36.857	21		3:45.054	53.532	1:20.688	1:00.834	80.3	16:12:34.405	
22		1:36.029	23.543	42.584	29.902	231.7	16:17:12.886	22		2:12.420	54.350	48.492	29.578	79.5	16:14:46.825	
23		1:35.202	23.224	42.318	29.660	235.2	16:18:48.088	23		1:33.916	23.173	42.208	28.535	230.7	16:16:20.741	
24		1:39.287	23.787	43.428	32.072	236.3	16:20:27.375	24		1:37.638	23.138	41.952	32.548	231.7	16:17:58.379	
25		1:34.858	23.715	41.888	29.255	233.7	16:22:02.233	25		1:33.180	23.266	41.522	28.392	232.7	16:19:31.559	
26		1:34.825	22.998	42.414	29.413	236.3	16:23:37.058	26		1:33.774	23.118	41.934	28.722	231.2	16:21:05.333	
27		1:34.613	23.059	42.225	29.329	234.2	16:25:11.671	27		1:33.747	23.019	41.952	28.776	231.7	16:22:39.080	
28		1:33.813	22.952	41.637	29.224	235.2	16:26:45.484	28		1:32.676	22.945	41.389	28.342	230.7	16:24:11.756	
29		1:35.543	23.139	42.113	30.291	234.2	16:28:21.027	29		1:44.013 P	23.647	42.840	37.526	221.3	16:25:55.769	
30		1:34.521	23.815	41.645	29.061	234.7	16:29:55.548									
31		1:46.528 P	23.137	42.358	41.033	234.7	16:31:42.076									





Red Bull Ring
International GT Open
Free practice - 2
Lap Analysis



75

Filip Salaquarda

Audi R8 LMS GT3 Evo II

79

Johannes Zelger

Porsche 911 GT3 R (992)

PROAM

Libor Milota

ISR Racing

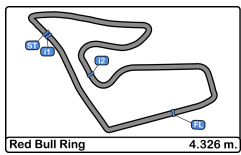
PROAM

Fabio Babini

Tsunami RT

Lap	D	Time	Sector 1	Sector 2	Sector 3	T. Spd	Elapsed	Lap	D	Time	Sector 1	Sector 2	Sector 3	T. Spd	Elapsed
1		15:31:10.671 P	15:29:46.394	46.793	37.484	206.1	15:31:10.671	1		15:31:16.665 P	15:29:55.552	44.458	36.655	219.5	15:31:16.665
2		2:47.070	1:30.493	45.690	30.887	225.9	15:33:57.741	2		3:49.024	2:27.121	49.893	32.010	208.8	15:35:05.689
3		1:37.365	23.810	43.471	30.084	229.7	15:35:35.106	3		1:38.472	23.714	44.299	30.459	234.2	15:36:44.161
4		1:41.697	23.679	44.021	33.997	230.7	15:37:16.803	4		1:36.192	23.260	43.607	29.325	219.9	15:38:20.353
5		1:43.730 P	23.532	43.937	36.261	230.2	15:39:00.533	5		1:36.176	23.353	42.564	30.259	235.8	15:39:56.529
6		4:08.201	2:25.921	1:01.752	40.528	202.6	15:43:08.734	6		1:33.966	23.119	41.899	28.948	236.3	15:41:30.495
7		1:51.456	26.994	50.302	34.160	203.0	15:45:00.190	7		1:37.759	22.791	43.644	31.324	238.9	15:43:08.254
8		1:41.974	24.772	45.373	31.829	228.3	15:46:42.164	8		1:33.615	23.735	41.329	28.551	237.3	15:44:41.869
9		1:38.147	23.813	43.813	30.521	232.7	15:48:20.311	9		1:32.139	22.660	41.256	28.223	237.3	15:46:14.008
10		1:38.000	23.439	43.370	31.191	234.7	15:49:58.311	10		1:31.959	22.635	40.960	28.364	235.8	15:47:45.967
11		1:36.035	23.366	42.515	30.154	235.8	15:51:34.346	11		1:38.727 P	22.595	42.012	34.120	237.3	15:49:24.694
12		1:35.398	23.133	42.762	29.503	232.7	15:53:09.744	12		3:06.187	1:49.550	45.635	31.002	211.3	15:52:30.881
13		1:34.797	23.101	42.139	29.557	234.7	15:54:44.541	13		1:35.277	23.357	42.587	29.333	235.2	15:54:06.158
14		1:36.135	24.248	42.204	29.683	232.2	15:56:20.676	14		1:43.818	24.439	45.118	34.261	158.3	15:55:49.976
15		1:34.885	23.038	42.163	29.684	234.2	15:57:55.561	15		1:33.603	23.085	41.623	28.895	235.8	15:57:23.579
16		1:34.422	22.927	42.078	29.417	234.2	15:59:29.983	16		1:34.159	23.321	41.857	28.981	234.7	15:58:57.738
17		1:35.001	22.998	42.516	29.487	234.7	16:01:04.984	17		1:32.878	22.650	41.672	28.556	237.8	16:00:30.616
18		1:43.251 P	23.235	42.661	37.355	235.8	16:02:48.235	18		1:32.044	22.658	41.009	28.347	236.3	16:02:02.630
19		4:31.717	3:18.139	44.583	28.995	185.8	16:07:19.952	19		1:32.542	22.618	41.243	28.681	236.8	16:03:35.172
20		2:48.986 P	22.876	56.156	59.954	232.2	16:09:38.938	20		1:33.726	23.118	41.901	28.707	235.8	16:05:08.898
21		4:09.373 P	1:48.439	1:21.319	59.615	80.4	16:13:48.311	21		1:38.927 P	22.670	40.937	35.320	236.8	16:06:47.825
22		2:03.434	41.953	50.198	31.283	110.4	16:15:51.745	22		8:22.591	7:08.206	43.600	30.785	206.5	16:15:10.416
23		1:32.146	22.885	41.031	28.230	233.2	16:17:23.891	23		1:31.840	22.536	41.111	28.193	236.3	16:16:42.256
24		1:31.460	22.499	40.996	27.965	235.2	16:18:55.351	24		1:31.119	22.480	40.717	27.922	237.3	16:18:13.375
25		1:32.042	22.505	40.760	28.777	235.8	16:20:27.393	25		1:31.005	22.564	40.616	27.825	237.8	16:19:44.380
26		1:32.901	23.126	41.049	28.726	235.8	16:22:00.294	26		4:30.844	22.310	40.641	27.890	240.0	16:21:15.221
27		1:30.958	22.458	40.604	27.896	236.8	16:23:31.252	27		4:30.384	22.362	40.599	36.423	238.4	16:22:54.605
28		1:33.869	22.480	41.406	29.983	235.2	16:25:05.121	28		1:37.011	25.277	43.379	28.355	223.1	16:24:31.616
29		1:30.966	22.536	40.712	27.718	234.2	16:26:36.087	29		1:30.916	22.456	40.642	27.818	236.8	16:26:02.532
30		1:32.525	22.526	41.346	28.653	236.3	16:28:08.612	30		4:30.695	22.348	40.447	27.900	238.9	16:27:33.227
31		1:31.176	22.659	40.878	27.639	234.2	16:29:39.788	31		1:31.294	22.297	40.768	28.229	239.4	16:29:04.521
32		1:44.716 P	22.683	42.127	39.906	215.5	16:31:24.504	32		1:35.407 P	22.402	40.303	32.702	237.3	16:30:39.928





Red Bull Ring
International GT Open
Free practice - 2
Lap Analysis



88

Gino Forgione

Ferrari 296 GT3 **95**

Morten Strömsted

Mercedes AMG GT3 EVO

PROAM

Michele Rugolo

Spirit of Race

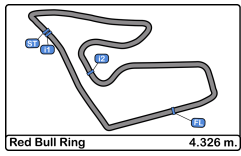
PROAM

Thomas Ikin

Team Motopark

Lap	D	Time	Sector 1	Sector 2	Sector 3	T. Spd	Elapsed	Lap	D	Time	Sector 1	Sector 2	Sector 3	T. Spd	Elapsed
1		15:31:52.035	15:30:29.888	49.576	32.571	197.4	15:31:52.035	1		15:31:49.412	P 15:30:19.155	48.118	42.139	224.5	15:31:49.412
2		1:40.832	24.818	44.861	31.153	229.7	15:33:32.867	2		2:59.588	1:38.518	47.113	33.957	220.4	15:34:49.000
3		1:40.071	24.138	44.631	31.302	230.2	15:35:12.938	3		1:44.087	25.541	45.887	32.659	229.7	15:36:33.087
4		1:40.192	24.305	44.641	31.246	230.2	15:36:53.130	4		1:42.214	24.161	45.374	32.679	230.2	15:38:15.301
5		1:41.068	24.386	45.076	31.606	231.2	15:38:34.198	5		1:41.800	23.912	44.999	32.889	230.7	15:39:57.101
6		1:46.346	P 23.977	45.018	37.351	231.7	15:40:20.544	6		1:41.668	24.481	45.128	32.059	218.6	15:41:38.769
7		3:28.546	2:10.825	46.397	31.324	211.7	15:43:49.090	7		1:41.666	24.369	45.968	31.329	230.2	15:43:20.435
8		1:40.943	23.277	44.207	33.459	235.2	15:45:30.033	8		1:40.384	24.690	44.412	31.282	226.8	15:45:00.819
9		1:39.219	24.905	43.686	30.628	232.2	15:47:09.252	9		1:41.656	24.431	45.652	31.573	222.2	15:46:42.475
10		1:36.438	23.120	43.120	30.198	234.2	15:48:45.690	10		1:46.543	P 24.030	44.567	37.946	230.7	15:48:29.018
11		1:34.817	23.008	42.450	29.359	236.3	15:50:20.507	11		3:46.886	2:23.699	47.288	35.899	219.5	15:52:15.904
12		1:54.304	22.841	56.445	35.018	236.8	15:52:14.811	12		1:41.751	24.497	45.386	31.868	228.3	15:53:57.655
13		1:36.436	23.436	43.584	29.416	235.8	15:53:51.247	13		1:40.869	23.840	44.557	32.472	232.7	15:55:38.524
14		1:34.769	22.893	42.619	29.257	235.2	15:55:26.016	14		1:38.286	23.644	44.395	30.247	232.7	15:57:16.810
15		1:40.222	P 23.121	42.677	34.424	233.7	15:57:06.238	15		1:41.497	P 23.247	42.836	35.414	233.7	15:58:58.307
16		3:28.389	2:11.575	47.263	29.551	220.4	16:00:34.627	16		6:05.646	4:50.207	43.601	31.838	226.8	16:05:03.953
17		1:34.194	22.819	42.348	29.024	235.8	16:02:08.818	17		1:32.493	22.998	41.225	28.270	233.7	16:06:36.446
18		1:34.982	22.966	42.414	29.602	233.7	16:03:43.800	18		1:33.589	23.591	40.794	29.195	232.7	16:08:10.026
19		1:35.307	23.059	42.313	29.935	234.2	16:05:19.107	19		1:16.035	53.988	1:20.549	1:01.498	79.1	16:11:26.061
20		1:34.982	23.671	42.016	29.295	233.2	16:06:54.089	20		2:45.805	54.664	1:19.495	31.646	78.3	16:14:11.866
21		1:59.174	P 23.399	45.801	49.971	224.5	16:08:53.260	21		1:32.239	22.916	41.087	28.227	232.7	16:15:44.096
22		1:43.066	P 1:22.885	1:21.642	58.539	79.8	16:12:36.326	22		1:32.004	22.662	41.329	28.013	234.2	16:17:16.100
23		2:42.030	1:31.240	42.420	28.370	229.7	16:15:18.356	23		1:32.046	22.532	40.943	28.571	237.3	16:18:48.146
24		1:32.148	22.866	41.117	28.165	234.2	16:16:50.504	24		1:31.464	22.728	40.749	27.987	234.7	16:20:19.610
25		1:31.269	22.576	40.720	27.973	235.8	16:18:21.773	25		1:31.268	22.624	40.662	27.982	235.2	16:21:50.878
26		1:30.902	22.590	40.523	27.789	236.3	16:19:52.675	26		1:31.447	22.417	40.839	28.191	236.8	16:23:22.325
27		1:31.364	22.459	40.507	28.398	237.3	16:21:24.039	27		1:31.154	22.397	40.679	28.078	236.3	16:24:53.479
28		1:31.597	22.514	40.626	28.457	237.8	16:22:55.636	28		1:32.709	22.902	40.978	28.829	235.2	16:26:26.188
29		1:35.145	22.405	42.672	30.068	238.4	16:24:30.781	29		1:31.462	22.438	40.988	28.036	236.3	16:27:57.650
30		1:30.664	22.421	40.552	27.691	236.3	16:26:01.445	30		1:32.134	22.341	40.852	28.938	236.8	16:29:29.781
31		1:30.503	22.244	40.550	27.709	237.3	16:27:31.948	31		1:46.617	P 22.802	41.073	42.742	235.8	16:31:16.398
32		1:42.853	P 23.218	43.439	36.196	199.6	16:29:14.801								



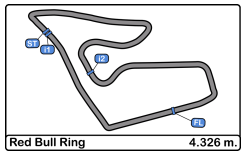


Red Bull Ring
International GT Open
Free practice - 2
Lap Analysis



96							99								
Lukas Dunner			Mercedes AMG GT3 EVO				Florian Scholze			Audi R8 LMS GT3 Evo II					
PRO			Team Motopark				PROAM			Tresor Attempto Racing					
Lorenzo Fluxá							Alex Arkin Aka								
Lap	D	Time	Sector 1	Sector 2	Sector 3	T. Spd	Elapsed	Lap	D	Time	Sector 1	Sector 2	Sector 3	T. Spd	Elapsed
1		15:31:43.238	15:30:26.218	45.477	31.543	223.6	15:31:43.238	1		15:31:03.106	15:29:47.341	45.306	30.459	214.2	15:31:03.106
2		1:40.125	24.391	44.546	31.188	228.3	15:33:23.363	2		1:37.868	23.720	43.476	30.672	232.7	15:32:40.974
3		1:39.726	24.117	44.441	31.168	227.8	15:35:03.089	3		1:43.080 P	23.671	43.588	35.821	231.2	15:34:24.054
4		1:40.091	24.161	44.637	31.293	227.8	15:36:43.180	4		3:00.769	1:42.548	47.234	30.987	223.1	15:37:24.823
5		1:45.132 P	24.334	44.778	36.020	227.3	15:38:28.312	5		1:37.528	23.543	44.233	29.752	231.7	15:39:02.351
6		2:59.467	1:44.515	43.725	31.227	228.3	15:41:27.779	6		1:36.710	23.175	44.044	29.491	233.7	15:40:39.061
7		1:45.400	24.331	45.175	35.894	229.7	15:43:13.179	7		1:35.556	23.074	42.894	29.588	235.8	15:42:14.617
8		1:38.323	23.763	43.906	30.654	230.2	15:44:51.502	8		1:34.831	23.011	42.141	29.679	236.8	15:43:49.448
9		1:43.383 P	23.814	44.239	35.330	229.2	15:46:34.885	9		1:35.828	23.203	43.646	28.979	237.8	15:45:25.276
10		3:00.753	1:44.379	46.930	29.444	212.1	15:49:35.638	10		1:40.136 P	22.869	42.528	34.739	233.7	15:47:05.412
11		1:36.144	23.348	42.463	30.333	232.7	15:51:11.782	11		8:03.251	6:48.155	44.742	30.354	223.1	15:55:08.663
12		1:34.162	23.709	42.046	28.407	233.2	15:52:45.944	12		1:36.361	23.546	42.863	29.952	233.2	15:56:45.024
13		1:33.264	22.949	41.442	28.873	233.2	15:54:19.208	13		1:36.872	24.581	43.037	29.254	198.8	15:58:21.896
14		1:34.755	22.848	41.401	30.506	232.7	15:55:53.963	14		1:36.125	23.200	43.144	29.781	233.2	15:59:58.021
15		1:41.220 P	23.544	42.774	34.902	233.2	15:57:35.183	15		1:34.612	23.190	41.980	29.442	233.7	16:01:32.633
16		2:46.871	1:35.790	42.549	28.532	193.5	16:00:22.054	16		1:34.507	23.169	41.945	29.393	233.2	16:03:07.140
17		1:32.281	22.891	41.147	28.243	232.7	16:01:54.335	17		1:34.601	23.088	42.153	29.360	233.2	16:04:41.741
18		1:32.937	22.756	41.979	28.202	233.7	16:03:27.272	18		1:34.946	23.110	42.424	29.412	234.2	16:06:16.687
19		1:32.448	22.702	41.131	28.615	234.7	16:04:59.720	19		1:34.106	23.035	41.941	29.130	232.2	16:07:50.793
20		1:31.760	22.759	41.072	27.929	234.2	16:06:31.480	20		2:49.249	27.766	1:20.186	1:01.297	109.3	16:10:40.042
21		1:32.184	22.711	40.835	28.638	233.7	16:08:03.664	21		3:07.556	54.087	1:21.550	51.919	79.8	16:13:47.598
22		3:07.969 P	44.602	1:23.102	1:00.265	75.3	16:11:11.633	22		1:36.673	23.501	43.893	29.279	233.7	16:15:24.271
23		3:52.025	2:41.671	41.795	28.559	228.8	16:15:03.658	23		1:33.874	23.049	41.858	28.967	234.2	16:16:58.145
24		1:32.146	22.789	41.290	28.067	232.7	16:16:35.804	24		1:35.678	23.021	42.532	30.125	235.2	16:18:33.823
25		1:31.095	22.687	40.698	27.710	232.7	16:18:06.899	25		1:33.352	22.933	41.669	28.750	235.2	16:20:07.175
26		1:30.932	22.594	40.609	27.729	234.2	16:19:37.831	26		1:33.700	22.965	41.696	29.039	234.7	16:21:40.875
27		1:31.256	22.693	40.733	27.830	233.2	16:21:09.087	27		1:37.375	22.912	44.073	30.390	236.8	16:23:18.250
28		1:30.908	22.600	40.673	27.635	234.7	16:22:39.995	28		1:33.426	22.956	41.639	28.831	235.2	16:24:51.676
29		1:31.959	23.094	41.062	27.803	213.4	16:24:11.954	29		1:35.116	23.023	42.119	29.974	233.7	16:26:26.792
30		1:31.192	22.857	40.604	27.731	232.7	16:25:43.146	30		1:33.754	22.982	42.063	28.709	236.3	16:28:00.546
31		1:30.872	22.602	40.577	27.693	232.2	16:27:14.018	31		1:33.319	22.805	41.697	28.817	236.3	16:29:33.865
32		1:31.010	22.677	40.563	27.770	232.7	16:28:45.028	32		1:46.548 P	22.882	41.655	42.011	236.3	16:31:20.413
33		1:36.829	23.143	44.895	28.791	200.0	16:30:21.857								
34		1:39.866 P	22.589	40.705	36.572	233.2	16:32:01.723								





Red Bull Ring
International GT Open
Free practice - 2
Lap Analysis

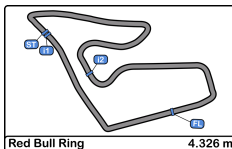


777 Marcin Jedlinski Audi R8 LMS GT3 Evo II **786** Kiki Sak Nana Mercedes AMG GT3 EVO

PROAM Karol Basz Olimp Racing AM Adam Osieka GetSpeed

Lap	D	Time	Sector 1	Sector 2	Sector 3	T. Spd	Elapsed	Lap	D	Time	Sector 1	Sector 2	Sector 3	T. Spd	Elapsed
1		15:31:01.885	15:29:43.000	47.937	30.948	203.0	15:31:01.885	1		15:31:01.696 P	15:29:37.853	45.271	38.572	212.1	15:31:01.696
2		1:39.843	24.724	44.895	30.224	226.4	15:32:41.728	2		7:09.076	5:52.274	45.777	31.025	210.1	15:38:10.772
3		1:38.602	23.496	43.403	31.703	235.8	15:34:20.330	3		1:37.025	23.895	43.541	29.589	232.2	15:39:47.797
4		1:35.728	23.150	42.689	29.889	238.4	15:35:56.058	4		1:36.463	23.249	43.485	29.729	234.2	15:41:24.260
5		1:37.941	23.408	42.351	32.182	238.9	15:37:33.999	5		1:34.177	23.053	42.001	29.123	234.2	15:42:58.437
6		1:33.737	23.113	42.095	28.529	237.3	15:39:07.736	6		1:33.544	22.904	41.692	28.945	235.8	15:44:31.978
7		1:33.208	22.847	41.730	28.631	235.8	15:40:40.944	7		1:34.171	22.855	41.809	29.507	234.7	15:46:06.149
8		1:33.154	22.714	41.684	28.756	240.0	15:42:14.098	8		1:39.962 P	22.899	42.616	34.447	234.2	15:47:46.111
9		1:32.802	22.700	41.374	28.728	240.5	15:43:46.900	9		7:57.889	6:40.116	44.482	33.291	228.3	15:55:44.000
10		1:31.993	22.557	41.172	28.264	239.4	15:45:18.893	10		1:36.815	23.055	42.022	31.738	233.2	15:57:20.815
11		1:38.260 P	22.950	41.153	34.157	232.7	15:46:57.153	11		1:35.659	22.936	42.139	30.584	234.2	15:58:56.474
12		10:45.583	9:35.044	42.404	28.135	230.2	15:57:42.736	12		1:32.710	22.736	41.630	28.344	234.7	16:00:29.184
13		1:32.108	22.869	41.319	27.920	235.8	15:59:14.844	13		1:32.302	22.739	41.077	28.486	233.7	16:02:01.486
14		1:37.075 P	22.970	40.877	33.228	235.8	16:00:51.919	14		1:33.004	22.715	41.138	29.238	233.7	16:03:34.577
15		4:06.897	2:47.504	49.916	29.477	201.8	16:04:58.816	15		1:41.194 P	23.407	42.628	35.159	233.7	16:05:15.771
16		1:37.350	24.864	42.599	29.887	222.2	16:06:36.166	16		2:47.790	1:35.801	42.316	29.673	229.7	16:08:03.561
17		1:35.547	24.844	41.829	28.874	234.7	16:08:11.713	17		3:08.747	44.575	1:22.778	1:01.364	74.6	16:11:12.278
18		3:46.544 P	53.651	1:21.451	1:01.409	78.9	16:11:28.224	18		2:50.000	54.151	1:21.249	34.600	79.4	16:14:02.278
19		7:13.624	5:50.763	51.659	31.202	214.7	16:18:41.848	19		1:35.661	23.625	42.246	29.790	232.7	16:15:37.939
20		1:41.477 P	23.260	42.193	36.024	237.3	16:20:23.325	20		1:36.579	23.583	43.510	29.486	235.2	16:17:14.518
21		3:34.680	2:19.173	46.132	29.375	201.8	16:23:58.005	21		1:34.385	22.875	41.830	29.680	236.3	16:18:48.903
22		1:33.404	23.372	41.743	27.989	235.8	16:25:31.109	22		1:35.124	23.459	42.577	29.088	237.3	16:20:24.027
23		1:32.477	22.424	42.204	27.849	237.8	16:27:03.586	23		1:33.016	23.015	41.381	28.620	235.8	16:21:57.043
24		1:31.067	22.285	40.862	27.920	240.0	16:28:34.653	24		1:32.571	22.886	41.283	28.402	236.3	16:23:29.614
25		1:30.914	22.131	40.965	27.818	240.0	16:30:05.567	25		1:32.743	22.873	41.262	28.608	234.7	16:25:02.357
26		1:43.725 P	22.335	40.723	40.667	238.4	16:31:49.292	26		1:33.021	22.910	41.565	28.546	234.2	16:26:35.378
								27		1:34.232	22.954	42.392	28.886	234.2	16:28:09.610
								28		1:34.608	22.865	41.796	29.947	236.8	16:29:44.218
								29		1:46.087 P	23.583	41.696	40.808	236.3	16:31:30.305





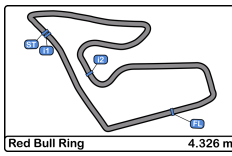
Red Bull Ring
International GT Open
Free practice - 2
Best Sectors Results



Red Bull Ring 4.326 m

Sector - 1			Sector - 2			Sector - 3			Ideal Lap vs Best Lap		
Clas	Nº Driver	Time	Nº Driver	Time	Nº Driver	Time	Clas	Nº Driver	Ideal Lap	Best Lap	Clas
1	24 Borodin - Webb	22.039	1 Reicher - Haase	40.141	1 Reicher - Haase	27.387	1	1 Reicher - Haase	1:29.732	1:29.818	1
2	777 Jedlinski - Basz	22.131	15 Bergström - Menzel	40.187	9 Bartone - Schiller	27.489	2	9 Bartone - Schiller	1:30.040	1:30.107	2
3	1 Reicher - Haase	22.204	79 Zelger - Babini	40.303	51 Marinangeli - Abril	27.490	3	15 Bergström - Menzel	1:30.068	1:30.126	3
4	9 Bartone - Schiller	22.237	12 Hash - Fontana	40.305	12 Hash - Fontana	27.497	4	12 Hash - Fontana	1:30.169	1:30.437	4
5	88 Forgione - Rugolo	22.244	9 Bartone - Schiller	40.314	15 Bergström - Menzel	27.589	5	24 Borodin - Webb	1:30.273	1:31.344	22
6	15 Bergström - Menzel	22.292	6 Pierburg - Walker	40.395	54 Müller - Mettler	27.591	6	79 Zelger - Babini	1:30.418	1:30.916	16
7	79 Zelger - Babini	22.297	33 Macdonald - Kell	40.404	5 Jedlinski - Korzeniowski	27.631	7	51 Marinangeli - Abril	1:30.440	1:30.701	9
8	7 Mardini - van der Helm	22.311	17 Menchaca - Siebert	40.413	96 Dunner - Fluxá	27.635	8	88 Forgione - Rugolo	1:30.442	1:30.503	5
9	63 Ineichen - Pulcini	22.319	24 Borodin - Webb	40.500	75 Salaquarda - Milota	27.639	9	17 Menchaca - Siebert	1:30.446	1:30.511	6
10	11 Kirchmayr - Altoè	22.321	88 Forgione - Rugolo	40.507	17 Menchaca - Siebert	27.665	10	33 Macdonald - Kell	1:30.518	1:30.637	7
11	95 Strömsted - Ikin	22.341	51 Marinangeli - Abril	40.514	33 Macdonald - Kell	27.681	11	6 Pierburg - Walker	1:30.578	1:30.763	11
12	12 Hash - Fontana	22.367	63 Ineichen - Pulcini	40.539	88 Forgione - Rugolo	27.691	12	5 Jedlinski - Korzeniowski	1:30.597	1:30.741	10
13	17 Menchaca - Siebert	22.368	5 Jedlinski - Korzeniowski	40.549	10 Deledda - Pepper	27.696	13	63 Ineichen - Pulcini	1:30.611	1:30.817	12
14	6 Pierburg - Walker	22.396	11 Kirchmayr - Altoè	40.551	24 Borodin - Webb	27.734	14	11 Kirchmayr - Altoè	1:30.626	1:30.653	8
15	5 Jedlinski - Korzeniowski	22.417	96 Dunner - Fluxá	40.563	27 Pulcini - Cheever	27.744	15	7 Mardini - van der Helm	1:30.668	1:30.843	13
16	33 Macdonald - Kell	22.433	75 Salaquarda - Milota	40.604	7 Mardini - van der Helm	27.752	16	777 Jedlinski - Basz	1:30.672	1:30.914	15
17	51 Marinangeli - Abril	22.436	7 Mardini - van der Helm	40.605	63 Ineichen - Pulcini	27.753	17	75 Salaquarda - Milota	1:30.701	1:30.958	18
18	75 Salaquarda - Milota	22.458	55 De Meeus - Stanley	40.620	11 Kirchmayr - Altoè	27.754	18	54 Müller - Mettler	1:30.780	1:30.978	19
19	25 Cozzi - Sernagiotto	22.465	27 Pulcini - Cheever	40.630	6 Pierburg - Walker	27.787	19	96 Dunner - Fluxá	1:30.787	1:30.872	14
20	16 Hahn - Khodair	22.470	54 Müller - Mettler	40.635	55 De Meeus - Stanley	27.814	20	10 Deledda - Pepper	1:30.852	1:31.783	28
21	10 Deledda - Pepper	22.479	95 Strömsted - Ikin	40.662	79 Zelger - Babini	27.818	21	27 Pulcini - Cheever	1:30.855	1:30.933	17
22	27 Pulcini - Cheever	22.481	10 Deledda - Pepper	40.677	777 Jedlinski - Basz	27.818	22	95 Strömsted - Ikin	1:30.985	1:31.154	20
23	66 Proctor - Proctor	22.483	777 Jedlinski - Basz	40.723	66 Proctor - Proctor	27.820	23	55 De Meeus - Stanley	1:31.015	1:31.186	21
24	19 Moretti - Petrov	22.488	25 Cozzi - Sernagiotto	40.810	65 Neumann - Rumpfkeil	27.876	24	66 Proctor - Proctor	1:31.156	1:31.416	23
25	8 Giuseppe Cipriani	22.506	19 Moretti - Petrov	40.821	25 Cozzi - Sernagiotto	27.956	25	25 Cozzi - Sernagiotto	1:31.231	1:31.780	27
26	65 Neumann - Rumpfkeil	22.519	66 Proctor - Proctor	40.853	95 Strömsted - Ikin	27.982	26	65 Neumann - Rumpfkeil	1:31.291	1:31.647	26
27	54 Müller - Mettler	22.554	65 Neumann - Rumpfkeil	40.896	16 Hahn - Khodair	28.017	27	19 Moretti - Petrov	1:31.357	1:31.496	24
28	55 De Meeus - Stanley	22.581	8 Giuseppe Cipriani	40.968	20 Baumann - Pitamber	28.024	28	16 Hahn - Khodair	1:31.461	1:31.549	25
29	96 Dunner - Fluxá	22.589	16 Hahn - Khodair	40.974	19 Moretti - Petrov	28.048	29	20 Baumann - Pitamber	1:31.734	1:31.921	29
30	61 Ziad Ghandour	22.672	20 Baumann - Pitamber	41.013	69 Blanchemain - Lomko	28.342	30	8 Giuseppe Cipriani	1:31.875	1:31.963	30
31	20 Baumann - Pitamber	22.697	786 Kiki - Osieka	41.077	786 Kiki - Osieka	28.344	31	786 Kiki - Osieka	1:32.136	1:32.571	32
32	786 Kiki - Osieka	22.715	61 Ziad Ghandour	41.384	14 Wira - Arrow	28.363	32	61 Ziad Ghandour	1:32.486	1:32.569	31
33	14 Wira - Arrow	22.778	69 Blanchemain - Lomko	41.389	8 Giuseppe Cipriani	28.401	33	69 Blanchemain - Lomko	1:32.604	1:32.676	33
34	99 Scholze - Arkin Aka	22.805	14 Wira - Arrow	41.549	61 Ziad Ghandour	28.430	34	14 Wira - Arrow	1:32.690	1:32.706	34
35	69 Blanchemain - Lomko	22.873	99 Scholze - Arkin Aka	41.639	99 Scholze - Arkin Aka	28.709	35	99 Scholze - Arkin Aka	1:33.153	1:33.319	35



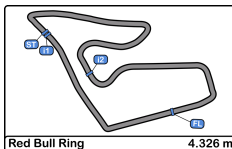


Red Bull Ring
International GT Open
Free practice - 2
Best 5 Lap Times



Cl	N°	Entrant/Team	Nat	Driver 1	Nat	Driver 2	Nat	Vehicle	Cat	Cl	Best 1		Best 2		Best 3		Best 4		Best 5	
											Time	Lap	Time	Lap	Time	Lap	Time	Lap	Time	Lap
1	1	Eastalent Racing	AUT	Simon Reicher	AUT	Christopher Haase	DEU	Audi R8 LMS GT3 Evo II	PRO	1	1:29.818	21	1:29.956	16	1:30.432	15	1:30.432	18	1:30.896	14
2	9	GetSpeed	DEU	Anthony Bartone	USA	Fabian Schiller	DEU	Mercedes AMG GT3 EVO	PRO	2	1:30.107	31	1:32.051	20	1:32.151	26	1:32.166	10	1:32.687	19
3	15	Car Collection Motorsport	DEU	Gustav Bergström	SWE	Nico Menzel	DEU	Porsche 911 GT3 R (992)	PRO	3	1:30.126	32	1:30.363	30	1:30.632	25	1:30.876	26	1:30.929	20
4	12	Car Collection Motorsport	DEU	Hash	USA	Alex Fontana	CHE	Porsche 911 GT3 R (992)	PROAM	1	1:30.437	16	1:30.636	15	1:31.139	10	1:32.344	9	1:32.744	12
5	88	Spirit of Race	CHE	Gino Forgione	CHE	Michele Rugolo	ITA	Ferrari 296 GT3	PROAM	2	1:30.503	31	1:30.664	30	1:30.902	26	1:31.269	25	1:31.364	27
6	17	Team Motopark	DEU	Diego Menchaca	MEX	Marcos Siebert	ARG	Mercedes AMG GT3 EVO	PRO	4	1:30.511	26	1:30.758	25	1:30.823	31	1:30.882	28	1:31.054	16
7	33	Greystone GT	GBR	Dean Macdonald	GBR	James Kell	GBR	McLaren 720s GT3 Evo	PRO	5	1:30.637	27	1:30.864	26	1:30.913	25	1:31.028	28	1:31.032	22
8	11	racing one	DEU	Ernst Kirchmayr	AUT	Giacomo Altoè	ITA	Ferrari 296 GT3	PROAM	3	1:30.653	13	1:30.887	10	1:31.400	9	1:31.880	29	1:32.291	28
9	51	Spirit of Race	CHE	Nicola Marinangeli	ITA	Vincent Abril	PAR	Ferrari 296 GT3	PRO	6	1:30.701	24	1:31.353	18	1:32.362	14	1:32.428	11	1:33.996	6
10	5	Olimp Racing	POL	Stanislaw Jedlinski	POL	Krystian Korzeniowski	POL	Ferrari 296 GT3	AM	1	1:30.741	27	1:30.815	31	1:31.198	24	1:31.510	30	1:32.153	22
11	6	GetSpeed	DEU	Valentin Pierburg	DEU	Aaron Walker	GBR	Mercedes AMG GT3 EVO	PROAM	4	1:30.763	24	1:30.770	23	1:31.261	22	1:31.581	16	1:31.604	18
12	63	Oregon Team	ITA	Rolf Ineichen	CHE	Leonardo Pulcini	ITA	Lamborghini Huracan GT3 EVO2	PRO	7	1:30.817	30	1:31.030	28	1:31.039	26	1:31.259	25	1:31.662	31
13	7	Car Collection Motorsport	DEU	Bashar Mardini	CAN	Tijmen van der Helm	NLD	Porsche 911 GT3 R (992)	PROAM	5	1:30.843	18	1:31.135	20	1:31.338	16	1:31.464	30	1:31.602	32
14	96	Team Motopark	DEU	Lukas Dunner	AUT	Lorenzo Fluxá	ESP	Mercedes AMG GT3 EVO	PRO	8	1:30.872	31	1:30.908	28	1:31.010	32	1:31.095	25	1:31.192	30
15	777	Olimp Racing	POL	Marcin Jedlinski	POL	Karol Basz	ITA	Audi R8 LMS GT3 Evo II	PROAM	6	1:30.914	25	1:31.067	24	1:31.993	10	1:32.108	13	1:32.477	23
16	79	Tsunami RT	SMR	Johannes Zelger	ITA	Fabio Babini	ITA	Porsche 911 GT3 R (992)	PROAM	7	1:30.916	29	1:31.005	25	1:31.119	24	1:31.294	31	1:31.840	23
17	27	Spirit of Race	CHE	Marco Pulcini	MCO	Eddie Cheever	ITA	Ferrari 296 GT3	PROAM	8	1:30.933	18	1:31.256	17	1:31.498	13	1:31.662	12	1:31.853	16
18	75	ISR Racing	CZE	Filip Salaquarda	CZE	Libor Milota	CZE	Audi R8 LMS GT3 Evo II	PROAM	9	1:30.958	27	1:30.966	29	1:31.176	31	1:31.460	24	1:32.042	25
19	54	CBRX by SPS	DEU	Dexter Müller	CHE	Yannick Mettler	CHE	Mercedes AMG GT3 EVO	PROAM	10	1:30.978	29	1:31.017	30	1:31.948	9	1:32.557	28	1:32.712	8
20	95	Team Motopark	DEU	Morten Strömsted	DNK	Thomas Ikin	GBR	Mercedes AMG GT3 EVO	PROAM	11	1:31.154	27	1:31.268	25	1:31.447	26	1:31.462	29	1:31.464	24
21	55	AF Corse	ITA	Laurent De Meeus	BEL	Jamie Stanley	GBR	Ferrari 296 GT3	PROAM	12	1:31.186	32	1:31.773	13	1:31.902	31	1:32.265	10	1:32.415	28
22	24	Greystone GT	GBR	Andrey Borodin	IND	Oliver Webb	GBR	McLaren 720s GT3 Evo	PROAM	13	1:31.344	26	1:32.194	24	1:32.418	25	1:32.797	32	1:33.887	20
23	66	Greystone GT	GBR	Stewart Proctor	GBR	Lewis Proctor	GBR	McLaren 720S GT3	PROAM	14	1:31.416	15	1:31.686	14	1:32.105	13	1:32.673	11	1:33.813	28
24	19	Oregon Team	ITA	Marzio Moretti	ITA	Artëm Petrov	SRB	Lamborghini Huracan GT3 EVO2	PRO	9	1:31.496	31	1:31.585	24	1:31.739	30	1:31.981	29	1:32.358	27
25	16	AF Corse	ITA	Marcelo Hahn	BRA	Allam Khodair	BRA	Ferrari 296 GT3	PROAM	15	1:31.549	12	1:32.371	9	1:33.016	8	1:33.407	11	1:34.989	18
26	65	Team Motopark	DEU	Heiko Neumann	DEU	Timo Rumpfkeil	DEU	Mercedes AMG GT3 EVO	AM	2	1:31.647	29	1:31.736	25	1:31.949	24	1:32.160	28	1:32.838	19
27	25	AF Corse	ITA	Alessandro Cozzi	MCO	Giorgio Sernagiotto	ITA	Ferrari 296 GT3	PROAM	16	1:31.780	20	1:31.947	25	1:32.045	21	1:32.331	28	1:32.539	14
28	10	Oregon Team	ITA	Alessio Deledda	ITA	Jordan Pepper	ZAF	Lamborghini Huracan GT3 EVO2	PRO	10	1:31.783	24	1:31.841	15	1:31.895	28	1:31.898	23	1:32.169	11
29	20	SPS Automotive Performance	DEU	Dominik Baumann	AUT	Mikaeel Pitamber	ZAF	Mercedes AMG GT3 EVO	PRO	11	1:31.921	25	1:32.056	24	1:32.459	9	1:32.473	14	1:32.718	8
30	8	Il Barone Rampante	ITA	Giuseppe Cipriani	ITA			Lamborghini Huracan GT3 EVO	AM	3	1:31.963	22	1:32.196	24	1:32.448	23	1:32.471	25	1:32.700	21
31	61	AF Corse	ITA	Ziad Ghandour	USA			Ferrari 296 GT3	AM	4	1:32.569	19	1:33.254	17	1:33.527	18	1:33.679	20	1:33.714	16
32	786	GetSpeed	DEU	Kiki Sak Nana	THA	Adam Osieka	DEU	Mercedes AMG GT3 EVO	AM	5	1:32.571	24	1:32.710	12	1:32.743	25	1:33.016	23	1:33.021	26
33	69	Scuderia Villorba Corse	ITA	Michael Blanchemain	PAR	Vladislav Lomko	IND	Mercedes AMG GT3 EVO	PROAM	17	1:32.676	28	1:32.964	15	1:33.180	25	1:33.397	14	1:33.402	13
34	14	Good Speed Racing Team	POL	Piotr Wira	POL	Daan Arrow	NLD	Mercedes AMG GT3 EVO	PROAM	18	1:32.706	19	1:33.443	22	1:33.851	23	1:33.968	18	1:38.820	9
35	99	Tresor Attempto Racing	DEU	Florian Scholze	DEU	Alex Arkin Aka	DEU	Audi R8 LMS GT3 Evo II	PROAM	19	1:33.319	31	1:33.352	25	1:33.426	28	1:33.700	26	1:33.754	30



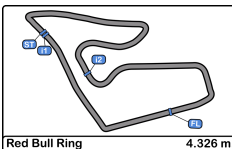


Red Bull Ring
International GT Open
Free practice - 2
Best 5 Top Speeds



Cl	N°	Entrant/Team	Nat	Driver 1	Nat	Driver 2	Nat	Vehicle	Cat	Cl	Top 1		Top 2		Top 3		Top 4		Top 5		Avg
											Km/h	Lap	Km/h	Lap	Km/h	Lap	Km/h	Lap	Km/h	Lap	
1	11	racing one	DEU	Ernst Kirchmayr	AUT	Giacomo Altoè	ITA	Ferrari 296 GT3	PROAM	1	240.5	10	240.0	11	240.0	19	240.0	29	239.4	9	240.0
2	777	Olimp Racing	POL	Marcin Jedlinski	POL	Karol Basz	POL	Audi R8 LMS GT3 Evo II	PROAM	2	240.5	9	240.0	8	240.0	24	240.0	25	239.4	10	240.0
3	79	Tsunami RT	SMR	Johannes Zelger	ITA	Fabio Babini	ITA	Porsche 911 GT3 R (992)	PROAM	3	240.0	26	239.4	31	238.9	7	238.9	30	238.4	27	239.1
4	1	Eastalent Racing	AUT	Simon Reicher	AUT	Christopher Haase	DEU	Audi R8 LMS GT3 Evo II	PRO	1	238.9	17	238.4	6	238.4	9	237.8	8	237.3	7	238.2
5	7	Car Collection Motorsport	DEU	Bashar Mardini	CAN	Tijmen van der Helm	NLD	Porsche 911 GT3 R (992)	PROAM	4	238.9	17	238.9	21	237.8	28	237.8	29	237.3	19	238.2
6	15	Car Collection Motorsport	DEU	Gustav Bergström	SWE	Nico Menzel	DEU	Porsche 911 GT3 R (992)	PRO	2	238.9	17	238.9	26	237.8	27	237.3	13	237.3	15	238.0
7	25	AF Corse	ITA	Alessandro Cozzi	MCO	Giorgio Sernagiotto	ITA	Ferrari 296 GT3	PROAM	5	238.9	29	237.3	21	237.3	27	236.8	11	236.8	16	237.4
8	63	Oregon Team	ITA	Rolf Ineichen	CHE	Leonardo Pulcini	ITA	Lamborghini Huracan GT3 EVO2	PRO	3	238.9	27	238.4	7	238.4	11	238.4	26	237.8	25	238.4
9	6	GetSpeed	DEU	Valentin Pierburg	DEU	Aaron Walker	GBR	Mercedes AMG GT3 EVO	PROAM	6	238.4	11	238.4	17	237.8	8	237.8	23	237.8	25	238.0
10	8	Il Barone Rampante	ITA	Giuseppe Cipriani	ITA			Lamborghini Huracan GT3 EVO	AM	1	238.4	24	237.8	25	237.3	21	236.8	20	236.3	14	237.3
11	10	Oregon Team	ITA	Alessio Deledda	ITA	Jordan Pepper	ZAF	Lamborghini Huracan GT3 EVO2	PRO	4	238.4	25	238.4	26	237.3	18	237.3	23	237.3	28	237.7
12	12	Car Collection Motorsport	DEU	Hash	USA	Alex Fontana	CHE	Porsche 911 GT3 R (992)	PROAM	7	238.4	14	237.8	12	237.8	13	237.3	10	236.3	15	237.5
13	24	Greystone GT	GBR	Andrey Borodin	IND	Oliver Webb	GBR	McLaren 720s GT3 Evo	PROAM	8	238.4	32	237.8	28	237.8	33	237.3	29	237.3	30	237.7
14	33	Greystone GT	GBR	Dean Macdonald	GBR	James Kell	GBR	McLaren 720s GT3 Evo	PRO	5	238.4	12	237.8	7	237.8	9	237.3	23	237.3	25	237.7
15	51	Spirit of Race	CHE	Nicola Marinangeli	ITA	Vincent Abril	FRA	Ferrari 296 GT3	PRO	6	238.4	8	237.3	13	236.8	7	236.8	11	236.3	12	237.1
16	88	Spirit of Race	CHE	Gino Forgione	CHE	Michele Rugolo	ITA	Ferrari 296 GT3	PROAM	9	238.4	29	237.8	28	237.3	27	237.3	31	236.8	12	237.5
17	9	GetSpeed	DEU	Anthony Bartone	USA	Fabian Schiller	DEU	Mercedes AMG GT3 EVO	PRO	7	237.8	11	237.8	30	237.3	5	236.8	7	236.8	8	237.3
18	99	Tresor Attempto Racing	DEU	Florian Scholze	DEU	Alex Arkin Aka	DEU	Audi R8 LMS GT3 Evo II	PROAM	10	237.8	9	236.8	8	236.8	27	236.3	30	236.3	31	236.8
19	66	Greystone GT	GBR	Stewart Proctor	GBR	Lewis Proctor	GBR	McLaren 720S GT3	PROAM	11	237.3	11	236.3	13	236.3	16	236.3	24	236.3	26	236.5
20	95	Team Motopark	DEU	Morten Strömsted	DNK	Thomas Ikin	GBR	Mercedes AMG GT3 EVO	PROAM	12	237.3	23	236.8	26	236.8	30	236.3	27	236.3	29	236.7
21	786	GetSpeed	DEU	Kiki Sak Nana	THA	Adam Osieka	DEU	Mercedes AMG GT3 EVO	AM	2	237.3	22	236.8	28	236.3	21	236.3	24	236.3	29	236.6
22	16	AF Corse	ITA	Marcelo Hahn	BRA	Allam Khodair	BRA	Ferrari 296 GT3	PROAM	13	236.8	11	236.3	10	236.3	12	236.3	13	236.3	14	236.4
23	17	Team Motopark	DEU	Diego Menchaca	MEX	Marcos Siebert	ARG	Mercedes AMG GT3 EVO	PRO	8	236.8	14	236.8	25	236.3	27	236.3	29	235.8	11	236.4
24	19	Oregon Team	ITA	Marzio Moretti	ITA	Artëm Petrov	ISR	Lamborghini Huracan GT3 EVO2	PRO	9	236.8	28	236.8	31	236.3	17	236.3	25	235.8	24	236.4
25	27	Spirit of Race	CHE	Marco Pulcini	MCO	Eddie Cheever	ITA	Ferrari 296 GT3	PROAM	14	236.8	12	236.3	6	235.8	7	235.8	15	235.8	31	236.1
26	75	ISR Racing	CZE	Filip Salaquarda	CZE	Libor Milota	CZE	Audi R8 LMS GT3 Evo II	PROAM	15	236.8	27	236.3	30	235.8	11	235.8	18	235.8	25	236.1
27	5	Olimp Racing	POL	Stanislaw Jedlinski	POL	Krystian Korzeniowski	POL	Ferrari 296 GT3	AM	3	236.3	23	236.3	25	236.3	27	235.8	22	235.8	24	236.1
28	61	AF Corse	ITA	Ziad Ghandour	USA			Ferrari 296 GT3	AM	4	236.3	15	235.8	12	235.8	13	235.8	21	235.2	9	235.8
29	54	CBRX by SPS	DEU	Dexter Müller	CHE	Yannick Mettler	CHE	Mercedes AMG GT3 EVO	PROAM	16	235.2	31	234.7	32	234.2	8	234.2	20	233.7	7	234.4
30	55	AF Corse	ITA	Laurent De Meeus	BEL	Jamie Stanley	GBR	Ferrari 296 GT3	PROAM	17	235.2	11	235.2	14	235.2	29	234.7	8	234.7	28	235.0
31	14	Good Speed Racing Team	POL	Piotr Wira	POL	Daan Arrow	NLD	Mercedes AMG GT3 EVO	PROAM	18	234.7	23	233.2	13	233.2	18	233.2	19	232.2	9	233.3
32	69	Scuderia Villorba Corse	ITA	Michael Blanchemain	FRA	Vladislav Lomko	FIA	Mercedes AMG GT3 EVO	PROAM	19	234.7	11	234.7	12	233.2	13	232.7	14	232.7	25	233.6
33	96	Team Motopark	DEU	Lukas Dunner	AUT	Lorenzo Fluxá	ESP	Mercedes AMG GT3 EVO	PRO	10	234.7	19	234.7	28	234.2	20	234.2	26	233.7	18	234.3
34	65	Team Motopark	DEU	Heiko Neumann	DEU	Timo Rumpfkeil	DEU	Mercedes AMG GT3 EVO	AM	5	234.2	27	233.7	18	233.7	24	233.7	25	233.7	26	233.8
35	20	SPS Automotive Performance	DEU	Dominik Baumann	AUT	Mikaeel Pitamber	ZAF	Mercedes AMG GT3 EVO	PRO	11	233.2	23	232.7	10	232.7	17	232.2	16	232.2	20	232.6



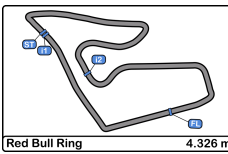


Red Bull Ring
International GT Open
Free practice - 2
Fastest Laps Sequence



Lap	Time of Day	Session Time	N° Entrant/Team	Nat	Driver 1	Nat	Driver 2	Nat	Vehicle	Cat	Time	Km/h
2	15:32:36.286	3:36.286	6 GetSpeed	DEU	Valentin Pierburg	DEU	Aaron Walker	GBR	Mercedes AMG GT3 EVO	PROAM	1:40.206	155.4
2	15:32:40.974	3:40.974	99 Tresor Attempto Racing	DEU	Florian Scholze	DEU	Alex Arkin Aka	DEU	Audi R8 LMS GT3 Evo II	PROAM	1:37.868	159.1
2	15:32:44.631	3:44.631	54 CBRX by SPS	DEU	Dexter Müller	CHE	Yannick Mettler	CHE	Mercedes AMG GT3 EVO	PROAM	1:37.790	159.2
2	15:33:06.646	4:06.646	16 AF Corse	ITA	Marcelo Hahn	BRA	Allam Khodair	BRA	Ferrari 296 GT3	PROAM	1:37.326	160.0
2	15:33:41.702	4:41.702	51 Spirit of Race	CHE	Nicola Marinangeli	ITA	Vincent Abril	FRA	Ferrari 296 GT3	PRO	1:37.241	160.1
2	15:33:54.943	4:54.943	15 Car Collection Motorsport	DEU	Gustav Bergström	SWE	Nico Menzel	DEU	Porsche 911 GT3 R (992)	PRO	1:36.535	161.3
3	15:35:16.617	6:16.617	51 Spirit of Race	CHE	Nicola Marinangeli	ITA	Vincent Abril	FRA	Ferrari 296 GT3	PRO	1:34.915	164.0
6	15:39:04.593	10:04.593	9 GetSpeed	DEU	Anthony Bartone	USA	Fabian Schiller	DEU	Mercedes AMG GT3 EVO	PRO	1:33.956	165.7
6	15:39:07.736	10:07.736	777 Olimp Racing	POL	Marcin Jedlinski	POL	Karol Basz	POL	Audi R8 LMS GT3 Evo II	PROAM	1:33.737	166.1
7	15:40:37.311	11:37.311	9 GetSpeed	DEU	Anthony Bartone	USA	Fabian Schiller	DEU	Mercedes AMG GT3 EVO	PRO	1:32.718	167.9
8	15:45:12.687	16:12.687	54 CBRX by SPS	DEU	Dexter Müller	CHE	Yannick Mettler	CHE	Mercedes AMG GT3 EVO	PROAM	1:32.712	167.9
10	15:45:18.893	16:18.893	777 Olimp Racing	POL	Marcin Jedlinski	POL	Karol Basz	POL	Audi R8 LMS GT3 Evo II	PROAM	1:31.993	169.2
9	15:46:12.573	17:12.573	15 Car Collection Motorsport	DEU	Gustav Bergström	SWE	Nico Menzel	DEU	Porsche 911 GT3 R (992)	PRO	1:31.547	170.1
10	15:50:54.971	21:54.971	12 Car Collection Motorsport	DEU	Hash	USA	Alex Fontana	CHE	Porsche 911 GT3 R (992)	PROAM	1:31.139	170.8
10	15:53:05.859	24:05.859	11 racing one	DEU	Ernst Kirchmayr	AUT	Giacomo Altoè	ITA	Ferrari 296 GT3	PROAM	1:30.887	171.3
13	15:57:44.547	28:44.547	11 racing one	DEU	Ernst Kirchmayr	AUT	Giacomo Altoè	ITA	Ferrari 296 GT3	PROAM	1:30.653	171.7
15	15:58:45.182	29:45.182	12 Car Collection Motorsport	DEU	Hash	USA	Alex Fontana	CHE	Porsche 911 GT3 R (992)	PROAM	1:30.636	171.8
16	16:00:15.619	31:15.619	12 Car Collection Motorsport	DEU	Hash	USA	Alex Fontana	CHE	Porsche 911 GT3 R (992)	PROAM	1:30.437	172.2
15	16:19:49.802	50:49.802	1 Eastalent Racing	AUT	Simon Reicher	AUT	Christopher Haase	DEU	Audi R8 LMS GT3 Evo II	PRO	1:30.432	172.2
16	16:21:19.758	52:19.758	1 Eastalent Racing	AUT	Simon Reicher	AUT	Christopher Haase	DEU	Audi R8 LMS GT3 Evo II	PRO	1:29.956	173.1
21	16:28:56.353	59:56.353	1 Eastalent Racing	AUT	Simon Reicher	AUT	Christopher Haase	DEU	Audi R8 LMS GT3 Evo II	PRO	1:29.818	173.3





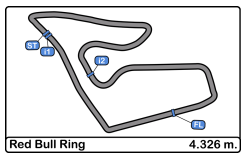
Red Bull Ring
International GT Open
Free practice - 2



Event Best Maximum Speed

N°	Entrant/Team	Nat	Driver 1	Nat	Driver 2	Nat	Vehicle	Cat	Km/h	Session
777	Olimp Racing	POL	Marcin Jedlinski	POL	Karol Basz	POL	Audi R8 LMS GT3 Evo II	PROAM	240.5	Free practice - 2
11	racing one	DEU	Ernst Kirchmayr	AUT	Giacomo Altoè	ITA	Ferrari 296 GT3	PROAM	240.5	Free practice - 2
79	Tsunami RT	SAH	Johannes Zelger	ITA	Fabio Babini	ITA	Porsche 911 GT3 R (992)	PROAM	240.0	Free practice - 2
7	Car Collection Motorsport	DEU	Bashar Mardini	CAN	Tijmen van der Helm	NLD	Porsche 911 GT3 R (992)	PROAM	238.9	Free practice - 2
15	Car Collection Motorsport	DEU	Gustav Bergström	SWE	Nico Menzel	DEU	Porsche 911 GT3 R (992)	PRO	238.9	Free practice - 2
1	Eastalent Racing	AUT	Simon Reicher	AUT	Christopher Haase	DEU	Audi R8 LMS GT3 Evo II	PRO	238.9	Free practice - 2
25	AF Corse	ITA	Alessandro Cozzi	MCO	Giorgio Sernagiotto	ITA	Ferrari 296 GT3	PROAM	238.9	Free practice - 2
63	Oregon Team	ITA	Rolf Ineichen	CHE	Leonardo Pulcini	ITA	Lamborghini Huracan GT3 EVO2	PRO	238.9	Free practice - 2
51	Spirit of Race	CHE	Nicola Marinangeli	ITA	Vincent Abril	FRA	Ferrari 296 GT3	PRO	238.4	Free practice - 2
6	GetSpeed	DEU	Valentin Pierburg	DEU	Aaron Walker	GBR	Mercedes AMG GT3 EVO	PROAM	238.4	Free practice - 2
12	Car Collection Motorsport	DEU	Hash	USA	Alex Fontana	CHE	Porsche 911 GT3 R (992)	PROAM	238.4	Free practice - 2
33	Greystone GT	GBR	Dean Macdonald	GBR	James Kell	CHE	McLaren 720s GT3 Evo	PRO	238.4	Free practice - 2
10	Oregon Team	ITA	Alessio Deledda	ITA	Jordan Pepper	ZAF	Lamborghini Huracan GT3 EVO2	PRO	238.4	Free practice - 2
8	Il Barone Rampante	ITA	Giuseppe Cipriani	ITA		ITA	Lamborghini Huracan GT3 EVO	AM	238.4	Free practice - 2
88	Spirit of Race	CHE	Gino Forgione	CHE	Michele Rugolo	ITA	Ferrari 296 GT3	PROAM	238.4	Free practice - 2
24	Greystone GT	GBR	Andrew Borodin	NO	Oliver Webb	GBR	McLaren 720s GT3 Evo	PROAM	238.4	Free practice - 2
99	Tresor Attempto Racing	DEU	Florian Scholze	DEU	Alex Arkin Aka	DEU	Audi R8 LMS GT3 Evo II	PROAM	237.8	Free practice - 2
9	GetSpeed	DEU	Anthony Bartone	USA	Fabian Schiller	DEU	Mercedes AMG GT3 EVO	PRO	237.8	Free practice - 2
66	Greystone GT	GBR	Stewart Proctor	GBR	Lewis Proctor	GBR	McLaren 720S GT3	PROAM	237.3	Free practice - 2
95	Team Motopark	DEU	Morten Strömsted	DNK	Thomas Ikin	GBR	Mercedes AMG GT3 EVO	PROAM	237.3	Free practice - 2
786	GetSpeed	DEU	Kiki Sak Nana	THA	Adam Osieka	DEU	Mercedes AMG GT3 EVO	AM	237.3	Free practice - 2
16	AF Corse	ITA	Marcelo Hahn	BRA	Allam Khodair	BRA	Ferrari 296 GT3	PROAM	236.8	Free practice - 2
27	Spirit of Race	CHE	Marco Pulcini	MCO	Eddie Cheever	ITA	Ferrari 296 GT3	PROAM	236.8	Free practice - 2
17	Team Motopark	DEU	Diego Menchaca	MEX	Marcos Siebert	ARG	Mercedes AMG GT3 EVO	PRO	236.8	Free practice - 2
75	ISR Racing	CZE	Filip Salaquarda	CZE	Libor Milota	CZE	Audi R8 LMS GT3 Evo II	PROAM	236.8	Free practice - 2
19	Oregon Team	ITA	Marzio Moretti	ITA	Artëm Petrov	ISR	Lamborghini Huracan GT3 EVO2	PRO	236.8	Free practice - 2
61	AF Corse	ITA	Ziad Ghandour	USA		ITA	Ferrari 296 GT3	AM	236.3	Free practice - 2
5	Olimp Racing	POL	Stanislaw Jedlinski	POL	Krystian Korzeniowski	POL	Ferrari 296 GT3	AM	236.3	Free practice - 2
55	AF Corse	ITA	Laurent De Meeus	BEL	Jamie Stanley	GBR	Ferrari 296 GT3	PROAM	235.2	Free practice - 2
54	CBRX by SPS	DEU	Dexter Müller	CHE	Yannick Mettler	CHE	Mercedes AMG GT3 EVO	PROAM	235.2	Free practice - 2
69	Scuderia Villorba Corse	ITA	Michael Blanchemain	FRA	Vladislav Lomko	NO	Mercedes AMG GT3 EVO	PROAM	234.7	Free practice - 2
96	Team Motopark	DEU	Lukas Dunner	AUT	Lorenzo Fluxá	ESP	Mercedes AMG GT3 EVO	PRO	234.7	Free practice - 2
14	Good Speed Racing Team	POL	Piotr Wira	POL	Daan Arrow	NLD	Mercedes AMG GT3 EVO	PROAM	234.7	Free practice - 2
65	Team Motopark	DEU	Heiko Neumann	DEU	Timo Rumpfkeil	DEU	Mercedes AMG GT3 EVO	AM	234.2	Free practice - 2
20	SPS Automotive Performance	DEU	Dominik Baumann	AUT	Mikael Pitamber	ZAF	Mercedes AMG GT3 EVO	PRO	233.2	Free practice - 2





Red Bull Ring
International GT Open
Free practice - 2
Pit Stop Analysis



1 Simon Reicher Audi R8 LMS GT3 Evo II
 PRO Christopher Haase Eastalent Racing

N°	In Day Time	In Time	Out Time	Pit Time	T. Pit Time	Handicap	Diff.
1	15:33:57.654	15:33:57.654	15:43:23.898	9:26.244	9:26.244		
2	15:54:35.981	15:54:35.981	16:04:04.136	9:28.155	18:54.399		
3	16:07:14.482	16:07:14.482	16:08:45.383	1:30.901	20:25.300		
4	16:11:44.075	16:11:44.075	16:15:15.409	3:31.334	23:56.634		

5 Stanislaw Jedlinski Ferrari 296 GT3
 AM Krystian Korzeniowski Olimp Racing

N°	In Day Time	In Time	Out Time	Pit Time	T. Pit Time	Handicap	Diff.
1	15:39:21.108	15:39:21.108	15:44:08.443	4:47.335	4:47.335		
2	16:09:22.210	16:09:22.210	16:12:09.402	2:47.192	7:34.527		

6 Valentin Pierburg Mercedes AMG GT3 EVO
 PROAM Aaron Walker GetSpeed

N°	In Day Time	In Time	Out Time	Pit Time	T. Pit Time	Handicap	Diff.
1	15:37:36.979	15:37:36.979	15:39:20.758	1:43.779	1:43.779		
2	15:49:58.508	15:49:58.508	15:56:12.790	6:14.282	7:58.061		
3	16:09:08.445	16:09:08.445	16:10:25.173	1:16.728	9:14.789		
4	16:13:22.075	16:13:22.075	16:14:38.414	1:16.339	10:31.128		
5	16:22:19.176	16:22:19.176	16:23:50.388	1:31.212	12:02.340		

7 Bashar Mardini Porsche 911 GT3 R (992)
 PROAM Tijmen van der Helm Car Collection Motorsport

N°	In Day Time	In Time	Out Time	Pit Time	T. Pit Time	Handicap	Diff.
1	15:39:58.572	15:39:58.572	15:42:42.007	2:43.435	2:43.435		
2	15:50:49.396	15:50:49.396	15:52:06.429	1:17.033	4:00.468		
3	16:10:43.563	16:10:43.563	16:11:59.972	1:16.409	5:16.877		

8 Giuseppe Cipriani Lamborghini Huracan GT3 EVO
 AM Il Barone Rampante

N°	In Day Time	In Time	Out Time	Pit Time	T. Pit Time	Handicap	Diff.
1	15:38:10.382	15:38:10.382	15:49:05.997	10:55.615	10:55.615		
2	16:07:01.218	16:07:01.218	16:08:50.195	1:48.977	12:44.592		

9 Anthony Bartone Mercedes AMG GT3 EVO
 PRO Fabian Schiller GetSpeed

N°	In Day Time	In Time	Out Time	Pit Time	T. Pit Time	Handicap	Diff.
1	15:42:12.366	15:42:12.366	15:46:03.521	3:51.155	3:51.155		
2	15:52:17.531	15:52:17.531	15:54:54.052	2:36.521	6:27.676		
3	16:10:50.326	16:10:50.326	16:12:06.466	1:16.140	7:43.816		
4	16:22:09.460	16:22:09.460	16:23:37.015	1:27.555	9:11.371		

10 Alessio Deledda Lamborghini Huracan GT3 EVO2
 PRO Jordan Pepper Oregon Team

N°	In Day Time	In Time	Out Time	Pit Time	T. Pit Time	Handicap	Diff.
1	15:36:41.182	15:36:41.182	15:38:56.227	2:15.045	2:15.045		
2	15:46:54.042	15:46:54.042	15:49:14.688	2:20.646	4:35.691		
3	15:57:22.542	15:57:22.542	15:59:32.634	2:10.092	6:45.783		
4	16:09:28.315	16:09:28.315	16:11:57.180	2:28.865	9:14.648		

11 Ernst Kirchmayr Ferrari 296 GT3
 PROAM Giacomo Aloè racing one

N°	In Day Time	In Time	Out Time	Pit Time	T. Pit Time	Handicap	Diff.
1	15:37:06.595	15:37:06.595	15:38:38.195	1:31.600	1:31.600		
2	15:42:01.408	15:42:01.408	15:43:16.532	1:15.124	2:46.724		
3	15:44:54.674	15:44:54.674	15:48:28.174	3:33.500	6:20.224		
4	15:59:16.168	15:59:16.168	16:00:45.520	1:29.352	7:49.576		

12 Hash Porsche 911 GT3 R (992)
 PROAM Alex Fontana Car Collection Motorsport

N°	In Day Time	In Time	Out Time	Pit Time	T. Pit Time	Handicap	Diff.
1	15:41:08.180	15:41:08.180	15:46:15.415	5:07.235	5:07.235		
2	16:01:47.144	16:01:47.144	16:03:02.707	1:15.563	6:22.798		

14 Piotr Wira Mercedes AMG GT3 EVO
 PROAM Daan Arrow Good Speed Racing Team

N°	In Day Time	In Time	Out Time	Pit Time	T. Pit Time	Handicap	Diff.
1	15:47:44.355	15:47:44.355	15:49:01.864	1:17.509	1:17.509		
2	15:52:23.512	15:52:23.512	15:53:48.316	1:24.804	2:42.313		
3	15:55:39.835	15:55:39.835	15:56:56.256	1:16.421	3:58.734		
4	15:58:33.286	15:58:33.286	15:59:34.084	1:00.798	4:59.532		
5	16:01:18.667	16:01:18.667	16:03:16.761	1:58.094	6:57.626		
6	16:10:57.313	16:10:57.313	16:13:28.343	2:31.030	9:28.656		

15 Gustav Bergström Porsche 911 GT3 R (992)
 PRO Nico Menzel Car Collection Motorsport

N°	In Day Time	In Time	Out Time	Pit Time	T. Pit Time	Handicap	Diff.
1	15:37:08.347	15:37:08.347	15:38:11.854	1:03.507	1:03.507		
2	15:47:45.940	15:47:45.940	15:49:00.743	1:14.803	2:18.310		
3	16:07:30.131	16:07:30.131	16:13:01.159	5:31.028	7:49.338		
4	16:21:06.609	16:21:06.609	16:22:21.619	1:15.010	9:04.348		

16 Marcelo Hahn Ferrari 296 GT3
 PROAM Allam Khodair AF Corse

N°	In Day Time	In Time	Out Time	Pit Time	T. Pit Time	Handicap	Diff.
1	15:39:43.572	15:39:43.572	15:43:09.346	3:25.774	3:25.774		
2	15:55:55.433	15:55:55.433	16:00:32.641	4:37.208	8:02.982		

17 Diego Menchaca Mercedes AMG GT3 EVO
 PRO Marcos Siebert Team Motopark

N°	In Day Time	In Time	Out Time	Pit Time	T. Pit Time	Handicap	Diff.
1	15:44:05.464	15:44:05.464	15:48:13.167	4:07.703	4:07.703		
2	16:00:41.844	16:00:41.844	16:03:58.551	3:16.707	7:24.410		

19 Marzio Moretti Lamborghini Huracan GT3 EVO2
 PRO Artëm Petrov Oregon Team

N°	In Day Time	In Time	Out Time	Pit Time	T. Pit Time	Handicap	Diff.
1	15:36:00.239	15:36:00.239	15:38:42.562	2:42.323	2:42.323		
2	15:51:58.438	15:51:58.438	15:53:33.435	1:34.997	4:17.320		
3	16:03:01.520	16:03:01.520	16:04:23.301	1:21.781	5:39.101		
4	16:09:57.970	16:09:57.970	16:13:06.147	3:08.177	8:47.278		
5	16:19:29.155	16:19:29.155	16:20:53.861	1:24.706	10:11.984		

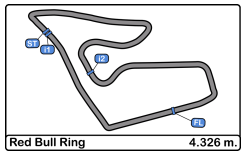
20 Dominik Baumann Mercedes AMG GT3 EVO
 PRO Mikael Pitamber SPS Automotive Performance

N°	In Day Time	In Time	Out Time	Pit Time	T. Pit Time	Handicap	Diff.
1	15:31:16.629	15:31:16.629	15:32:27.527	1:10.898	1:10.898		
2	15:37:23.155	15:37:23.155	15:40:59.125	3:35.970	4:46.868		
3	15:50:27.244	15:50:27.244	15:54:37.565	4:10.321	8:57.189		
4	16:05:36.081	16:05:36.081	16:13:51.185	8:15.104	17:12.293		
5	16:20:08.469	16:20:08.469	16:21:19.225	1:10.756	18:23.049		

24 Andrey Borodin McLaren 720s GT3 Evo
 PROAM Oliver Webb Greystone GT

N°	In Day Time	In Time	Out Time	Pit Time	T. Pit Time	Handicap	Diff.
1	15:44:52.362	15:44:52.362	15:47:50.722	2:58.360	2:58.360		
2	16:07:23.388	16:07:23.388	16:10:56.897	3:33.509	6:31.869		





Red Bull Ring
International GT Open
Free practice - 2
Pit Stop Analysis



25 Alessandro Cozzi Ferrari 296 GT3

PROAM		Giorgio Sernagiotto		AF Corse			
N°	In Day Time	In Time	Out Time	Pit Time	T. Pit Time	Handicap	Diff.
1	15:36:36.489	15:36:36.489	15:37:34.707	58.218	58.218		
2	15:56:28.957	15:56:28.957	15:58:57.375	2:28.418	3:26.636		
3	16:11:26.427	16:11:26.427	16:13:52.425	2:25.998	5:52.634		

27 Marco Pulcini Ferrari 296 GT3

PROAM		Eddie Cheever		Spirit of Race			
N°	In Day Time	In Time	Out Time	Pit Time	T. Pit Time	Handicap	Diff.
1	15:34:10.319	15:34:10.319	15:39:03.880	4:53.561	4:53.561		
2	15:50:08.825	15:50:08.825	15:52:07.024	1:58.199	6:51.760		
3	16:06:00.109	16:06:00.109	16:08:00.469	2:00.360	8:52.120		

33 Dean Macdonald McLaren 720s GT3 Evo

PRO		James Kell		Greystone GT			
N°	In Day Time	In Time	Out Time	Pit Time	T. Pit Time	Handicap	Diff.
1	15:35:17.547	15:35:17.547	15:44:36.313	9:18.766	9:18.766		
2	15:46:28.256	15:46:28.256	15:48:05.432	1:37.176	10:55.942		
3	16:00:34.755	16:00:34.755	16:02:57.893	2:23.138	13:19.080		

51 Nicola Marinangeli Ferrari 296 GT3

PRO		Vincent Abril		Spirit of Race			
N°	In Day Time	In Time	Out Time	Pit Time	T. Pit Time	Handicap	Diff.
1	15:36:53.927	15:36:53.927	15:39:08.569	2:14.642	2:14.642		
2	15:46:58.673	15:46:58.673	15:48:51.447	1:52.774	4:07.416		
3	15:59:04.478	15:59:04.478	16:09:24.439	10:19.961	14:27.377		
4	16:12:18.935	16:12:18.935	16:13:53.982	1:35.047	16:02.424		
5	16:23:06.106	16:23:06.106	16:24:30.829	1:24.723	17:27.147		

54 Dexter Müller Mercedes AMG GT3 EVO

PROAM		Yannick Mettler		CBRX by SPS			
N°	In Day Time	In Time	Out Time	Pit Time	T. Pit Time	Handicap	Diff.
1	15:34:25.759	15:34:25.759	15:35:52.973	1:27.214	1:27.214		
2	15:37:41.343	15:37:41.343	15:38:48.872	1:07.529	2:34.743		
3	15:48:22.332	15:48:22.332	15:50:15.808	1:53.476	4:28.219		
4	16:01:40.513	16:01:40.513	16:03:14.030	1:33.517	6:01.736		
5	16:20:26.687	16:20:26.687	16:22:04.448	1:37.761	7:39.497		

55 Laurent De Meeus Ferrari 296 GT3

PROAM		Jamie Stanley		AF Corse			
N°	In Day Time	In Time	Out Time	Pit Time	T. Pit Time	Handicap	Diff.
1	15:38:16.591	15:38:16.591	15:39:54.813	1:38.222	1:38.222		
2	15:54:10.636	15:54:10.636	15:56:29.634	2:18.998	3:57.220		
3	16:10:11.424	16:10:11.424	16:12:14.972	2:03.548	6:00.768		
4	16:23:50.443	16:23:50.443	16:25:15.654	1:25.211	7:25.979		

61 Ziad Ghandour Ferrari 296 GT3

AM				AF Corse			
N°	In Day Time	In Time	Out Time	Pit Time	T. Pit Time	Handicap	Diff.
1	15:46:10.050	15:46:10.050	15:47:25.686	1:15.636	1:15.636		

63 Rolf Ineichen Lamborghini Huracan GT3 EVO2

PRO		Leonardo Pulcini		Oregon Team			
N°	In Day Time	In Time	Out Time	Pit Time	T. Pit Time	Handicap	Diff.
1	15:33:44.162	15:33:44.162	15:35:54.461	2:10.299	2:10.299		
2	15:50:25.470	15:50:25.470	15:52:33.721	2:08.251	4:18.550		
3	16:06:33.314	16:06:33.314	16:07:54.682	1:21.368	5:39.918		
4	16:10:51.837	16:10:51.837	16:13:48.694	2:56.857	8:36.775		

65 Heiko Neumann Mercedes AMG GT3 EVO

AM		Timo Rumpfkeil		Team Motopark			
N°	In Day Time	In Time	Out Time	Pit Time	T. Pit Time	Handicap	Diff.
1	15:31:00.855	15:31:00.855	15:32:21.977	1:21.122	1:21.122		
2	15:42:16.937	15:42:16.937	15:45:01.289	2:44.352	4:05.474		
3	15:51:26.407	15:51:26.407	15:55:07.299	3:40.892	7:46.366		
4	16:10:47.353	16:10:47.353	16:13:58.345	3:10.992	10:57.358		

66 Stewart Proctor McLaren 720S GT3

PROAM		Lewis Proctor		Greystone GT			
N°	In Day Time	In Time	Out Time	Pit Time	T. Pit Time	Handicap	Diff.
1	15:36:13.330	15:36:13.330	15:38:09.881	1:56.551	1:56.551		
2	15:45:07.055	15:45:07.055	15:50:22.970	5:15.915	7:12.466		
3	16:02:51.671	16:02:51.671	16:04:36.507	1:44.836	8:57.302		

69 Michael Blanchemain Mercedes AMG GT3 EVO

PROAM		Vladislav Lomko		Scuderia Villorba Corse			
N°	In Day Time	In Time	Out Time	Pit Time	T. Pit Time	Handicap	Diff.
1	15:41:44.251	15:41:44.251	15:43:48.496	2:04.245	2:04.245		
2	15:59:44.044	15:59:44.044	16:01:01.279	1:17.235	3:21.480		
3	16:02:37.894	16:02:37.894	16:05:28.100	2:50.206	6:11.686		

75 Filip Salaquarda Audi R8 LMS GT3 Evo II

PROAM		Libor Milota		ISR Racing			
N°	In Day Time	In Time	Out Time	Pit Time	T. Pit Time	Handicap	Diff.
1	15:31:06.136	15:31:06.136	15:32:17.791	1:11.655	1:11.655		
2	15:38:55.973	15:38:55.973	15:40:55.779	1:59.806	3:11.461		
3	16:02:43.443	16:02:43.443	16:05:42.520	2:59.077	6:10.538		
4	16:09:34.416	16:09:34.416	16:10:46.081	1:11.665	7:22.203		
5	16:13:43.786	16:13:43.786	16:14:05.204		21.418		7:43.621

79 Johannes Zelger Porsche 911 GT3 R (992)

PROAM		Fabio Babini		Tsunami RT			
N°	In Day Time	In Time	Out Time	Pit Time	T. Pit Time	Handicap	Diff.
1	15:31:11.733	15:31:11.733	15:33:18.449	2:06.716	2:06.716		
2	15:49:19.676	15:49:19.676	15:50:49.163	1:29.487	3:36.203		
3	16:06:43.115	16:06:43.115	16:13:33.776	6:50.661	10:26.864		

88 Gino Forgione Ferrari 296 GT3

PROAM		Michele Rugolo		Spirit of Race			
N°	In Day Time	In Time	Out Time	Pit Time	T. Pit Time	Handicap	Diff.
1	15:40:16.246	15:40:16.246	15:42:05.554	1:49.308	1:49.308		
2	15:57:01.893	15:57:01.893	15:58:54.304	1:52.411	3:41.719		
3	16:08:48.459	16:08:48.459	16:09:35.235	46.776	4:28.495		
4	16:12:31.309	16:12:31.309	16:13:44.985	1:13.676	5:42.171		

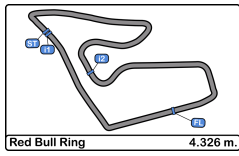
95 Morten Strömsted Mercedes AMG GT3 EVO

PROAM		Thomas Ikin		Team Motopark			
N°	In Day Time	In Time	Out Time	Pit Time	T. Pit Time	Handicap	Diff.
1	15:31:44.751	15:31:44.751	15:33:03.802	1:19.051	1:19.051		
2	15:48:24.340	15:48:24.340	15:50:28.539	2:04.199	3:23.250		
3	15:58:53.706	15:58:53.706	16:03:24.949	4:31.243	7:54.493		

96 Lukas Dunner Mercedes AMG GT3 EVO

PRO		Lorenzo Fluxá		Team Motopark			
N°	In Day Time	In Time	Out Time	Pit Time	T. Pit Time	Handicap	Diff.
1	15:38:23.699	15:38:23.699	15:39:50.780	1:27.081	1:27.081		
2	15:46:30.293	15:46:30.293	15:47:54.536	1:24.243	2:51.324		
3	15:57:30.595	15:57:30.595	15:58:44.795	1:14.200	4:05.524		
4	16:11:07.046	16:11:07.046	16:13:30.249	2:23.203	6:28.727		





Red Bull Ring
International GT Open
Free practice - 2
Pit Stop Analysis



99 Florian Scholze Audi R8 LMS GT3 Evo II

PROAM Alex Arkin Aka Tresor Attempto Racing

N°	In Day Time	In Time	Out Time	Pit Time	T. Pit Time	Handicap	Diff.
1	15:34:19.445	15:34:19.445	15:35:42.424	1:22.979	1:22.979		
2	15:47:00.789	15:47:00.789	15:53:26.979	6:26.190	7:49.169		

777 Marcin Jedlinski Audi R8 LMS GT3 Evo II

PROAM Karol Basz Olimp Racing

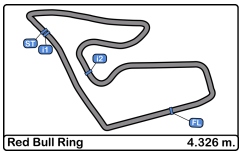
N°	In Day Time	In Time	Out Time	Pit Time	T. Pit Time	Handicap	Diff.
1	15:46:52.503	15:46:52.503	15:56:09.737	9:17.234	9:17.234		
2	16:00:47.305	16:00:47.305	16:03:08.300	2:20.995	11:38.229		
3	16:11:23.386	16:11:23.386	16:16:51.490	5:28.104	17:06.333		
4	16:20:17.988	16:20:17.988	16:22:18.014	2:00.026	19:06.359		

786 Kiki Sak Nana Mercedes AMG GT3 EVO

AM Adam Osieka GetSpeed

N°	In Day Time	In Time	Out Time	Pit Time	T. Pit Time	Handicap	Diff.
1	15:30:57.056	15:30:57.056	15:36:29.951	5:32.895	5:32.895		
2	15:47:41.094	15:47:41.094	15:54:03.209	6:22.115	11:55.010		
3	16:05:11.172	16:05:11.172	16:06:28.279	1:17.107	13:12.117		

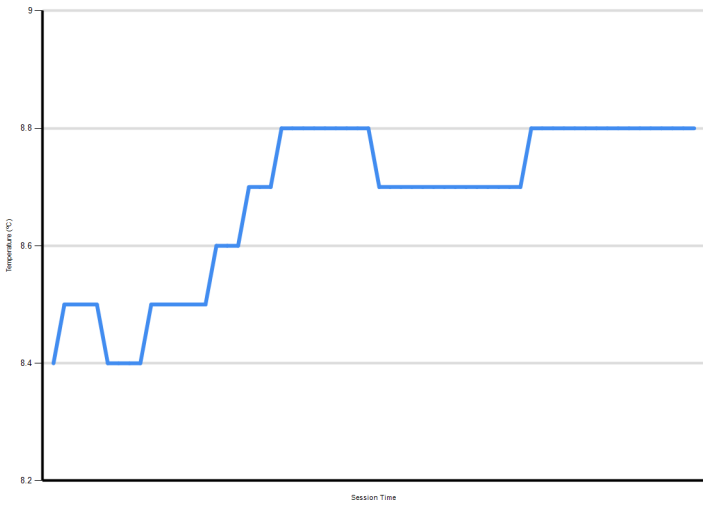





Red Bull Ring
International GT Open
Free practice - 2
Weather Report



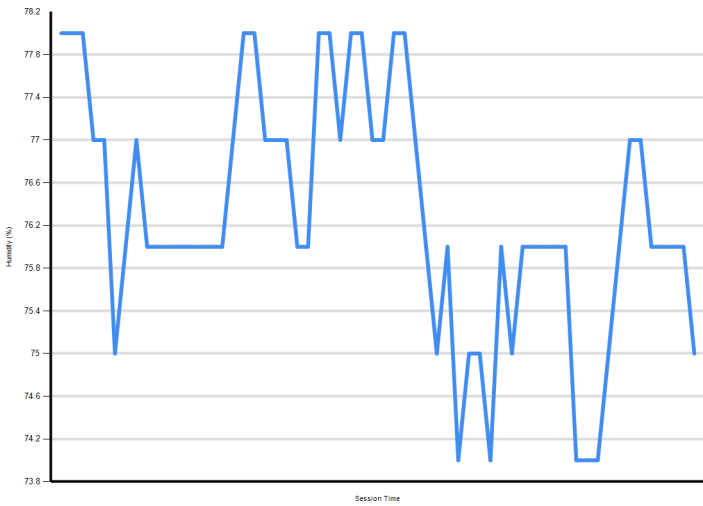
Air Temperature




Track Temperature



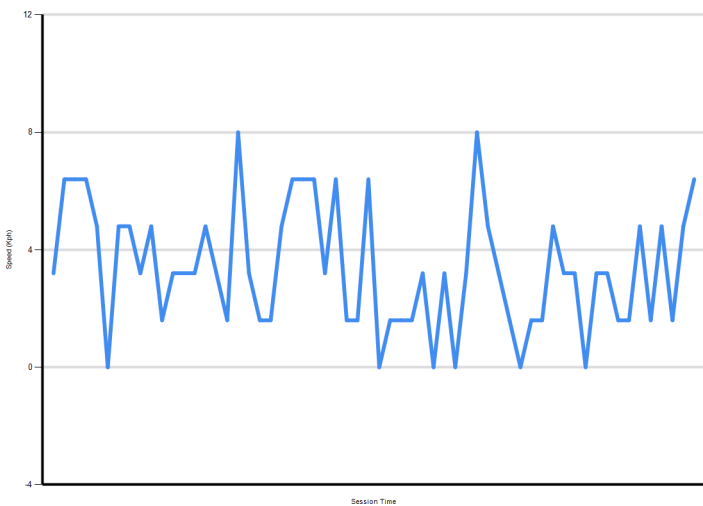
Humidity



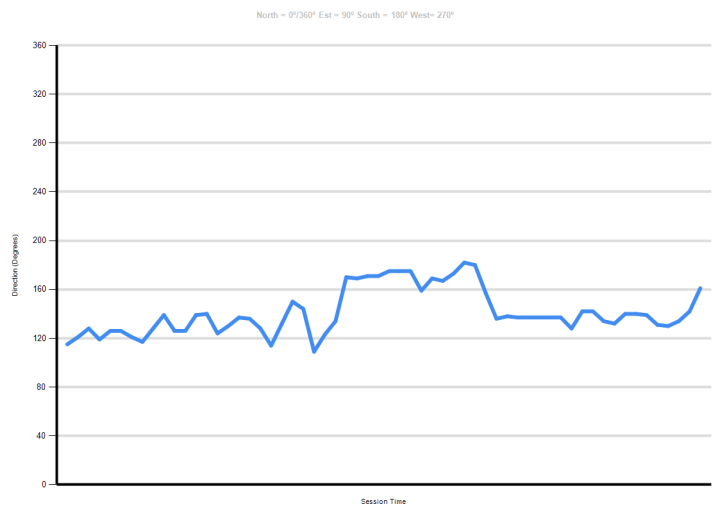
Pressure



Wind Speed

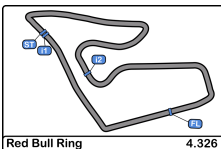


Wind direction



North = 0°/360° East = 90° South = 180° West = 270°





Red Bull Ring
International GT Open
Free Practice - 1 - 2
Combined Results



Cls	N°	Entrant/Team	Nat	Driver 1	Nat	Driver 2	Nat	Vehicle	Cat	Cls	Laps	FP1	FP2	Best	Gap	Interval	Km/h	
1	1	Eastalent Racing	AUT	Simon Reicher	AUT	Christopher Haase	DEU	Audi R8 LMS GT3 Evo II	PRO	1	48	1:39.386	15	1:29.818	21	1:29.818	173.3	
2	9	GetSpeed	DEU	Anthony Bartone	USA	Fabian Schiller	DEU	Mercedes AMG GT3 EVO	PRO	2	57	1:40.072	9	1:30.107	31	1:30.107	0.289 0.289	172.8
3	15	Car Collection Motorsport	DEU	Gustav Bergström	SWE	Nico Menzel	DEU	Porsche 911 GT3 R (992)	PRO	3	61	1:40.068	14	1:30.126	32	1:30.126	0.308 0.019	172.7
4	12	Car Collection Motorsport	DEU	Hash	USA	Alex Fontana	CHE	Porsche 911 GT3 R (992)	PROAM	1	58	1:40.771	24	1:30.437	16	1:30.437	0.619 0.311	172.2
5	88	Spirit of Race	CHE	Gino Forgione	CHE	Michele Rugolo	ITA	Ferrari 296 GT3	PROAM	2	58	1:40.317	8	1:30.503	31	1:30.503	0.685 0.066	172.0
6	17	Team Motopark	DEU	Diego Menchaca	MEX	Marcos Siebert	ARG	Mercedes AMG GT3 EVO	PRO	4	53	1:40.177	19	1:30.511	26	1:30.511	0.693 0.008	172.0
7	33	Greystone GT	GBR	Dean Macdonald	GBR	James Kell	GBR	McLaren 720s GT3 Evo	PRO	5	49	1:40.686	5	1:30.637	27	1:30.637	0.819 0.126	171.8
8	11	racing one	DEU	Ernst Kirchmayr	AUT	Giacomo Altoè	ITA	Ferrari 296 GT3	PROAM	3	53	1:39.727	9	1:30.653	13	1:30.653	0.835 0.016	171.7
9	51	Spirit of Race	CHE	Nicola Marinangeli	ITA	Vincent Abril	FRA	Ferrari 296 GT3	PRO	6	51	1:38.988	8	1:30.701	24	1:30.701	0.883 0.048	171.7
10	5	Olimp Racing	POL	Stanislaw Jedlinski	POL	Krystian Korzeniowski	POL	Ferrari 296 GT3	AM	1	53	1:41.135	12	1:30.741	27	1:30.741	0.923 0.040	171.6
11	6	GetSpeed	DEU	Valentin Pierburg	DEU	Aaron Walker	GBR	Mercedes AMG GT3 EVO	PROAM	4	58	1:40.014	16	1:30.763	24	1:30.763	0.945 0.022	171.5
12	63	Oregon Team	ITA	Rolf Ineichen	CHE	Leonardo Pulcini	ITA	Lamborghini Huracan GT3 EVO2	PRO	7	58	1:40.426	6	1:30.817	30	1:30.817	0.999 0.054	171.4
13	7	Car Collection Motorsport	DEU	Bashar Mardini	CAN	Tijmen van der Helm	NLD	Porsche 911 GT3 R (992)	PROAM	5	62	1:40.130	14	1:30.843	18	1:30.843	1.025 0.026	171.4
14	96	Team Motopark	DEU	Lukas Dunner	AUT	Lorenzo Fluxá	ESP	Mercedes AMG GT3 EVO	PRO	8	60	1:40.731	14	1:30.872	31	1:30.872	1.054 0.029	171.3
15	777	Olimp Racing	POL	Marcin Jedlinski	POL	Karol Basz	POL	Audi R8 LMS GT3 Evo II	PROAM	6	53	1:40.384	11	1:30.914	25	1:30.914	1.096 0.042	171.3
16	79	Tsunami RT	SMR	Johannes Zelger	ITA	Fabio Babini	ITA	Porsche 911 GT3 R (992)	PROAM	7	55	1:40.641	5	1:30.916	29	1:30.916	1.098 0.002	171.2
17	27	Spirit of Race	CHE	Marco Pulcini	MCO	Eddie Cheever	ITA	Ferrari 296 GT3	PROAM	8	60	1:39.960	5	1:30.933	18	1:30.933	1.115 0.017	171.2
18	75	ISR Racing	CZE	Filip Salaquarda	CZE	Libor Milota	CZE	Audi R8 LMS GT3 Evo II	PROAM	9	60	1:40.934	11	1:30.958	27	1:30.958	1.140 0.025	171.2
19	54	CBRX by SPS	DEU	Dexter Müller	CHE	Yannick Mettler	CHE	Mercedes AMG GT3 EVO	PROAM	10	58	1:40.536	25	1:30.978	29	1:30.978	1.160 0.020	171.1
20	95	Team Motopark	DEU	Morten Strömsted	DNK	Thomas Ikin	GBR	Mercedes AMG GT3 EVO	PROAM	11	31			1:31.154	27	1:31.154	1.336 0.176	170.8
21	55	AF Corse	ITA	Laurent De Meeus	BEL	Jamie Stanley	GBR	Ferrari 296 GT3	PROAM	12	55	1:40.260	12	1:31.186	32	1:31.186	1.368 0.032	170.7
22	24	Greystone GT	GBR	Andrey Borodin	IND	Oliver Webb	GBR	McLaren 720s GT3 Evo	PROAM	13	57	1:40.786	9	1:31.344	26	1:31.344	1.526 0.158	170.4
23	66	Greystone GT	GBR	Stewart Proctor	GBR	Lewis Proctor	GBR	McLaren 720s GT3	PROAM	14	56	1:41.450	12	1:31.416	15	1:31.416	1.598 0.072	170.3
24	19	Oregon Team	ITA	Marzio Moretti	ITA	Artëm Petrov	ISR	Lamborghini Huracan GT3 EVO2	PRO	9	60	1:41.310	8	1:31.496	31	1:31.496	1.678 0.080	170.2
25	16	AF Corse	ITA	Marcelo Hahn	BRA	Allam Khodair	BRA	Ferrari 296 GT3	PROAM	15	43	1:40.127	11	1:31.549	12	1:31.549	1.731 0.053	170.1
26	65	Team Motopark	DEU	Heiko Neumann	DEU	Timo Rumpfkeil	DEU	Mercedes AMG GT3 EVO	AM	2	54	1:41.486	8	1:31.647	29	1:31.647	1.829 0.098	169.9
27	25	AF Corse	ITA	Alessandro Cozzi	MCO	Giorgio Sernagiotto	ITA	Ferrari 296 GT3	PROAM	16	54	1:40.858	14	1:31.780	20	1:31.780	1.962 0.133	169.6
28	10	Oregon Team	ITA	Alessio Deledda	ITA	Jordan Pepper	ZAF	Lamborghini Huracan GT3 EVO2	PRO	10	55	1:39.970	9	1:31.783	24	1:31.783	1.965 0.003	169.6
29	20	SPS Automotive Performance	DEU	Dominik Baumann	AUT	Mikaeel Pitamber	ZAF	Mercedes AMG GT3 EVO	PRO	11	51	1:39.813	24	1:31.921	25	1:31.921	2.103 0.138	169.4
30	8	Il Barone Rampante	ITA	Giuseppe Cipriani	ITA			Lamborghini Huracan GT3 EVO	AM	3	53	1:42.052	23	1:31.963	22	1:31.963	2.145 0.042	169.3
31	61	AF Corse	ITA	Ziad Ghandour	USA			Ferrari 296 GT3	AM	4	44	1:43.238	17	1:32.569	19	1:32.569	2.751 0.606	168.2
32	786	GetSpeed	DEU	Kiki Sak Nana	THA	Adam Osieka	DEU	Mercedes AMG GT3 EVO	AM	5	58	1:41.769	17	1:32.571	24	1:32.571	2.753 0.002	168.2
33	69	Scuderia Villorba Corse	ITA	Michael Blanchemain	FRA	Vladislav Lomko	NLD	Mercedes AMG GT3 EVO	PROAM	17	52	1:40.422	10	1:32.676	28	1:32.676	2.858 0.105	168.0
34	14	Good Speed Racing Team	POL	Piotr Wira	POL	Daan Arrow	NLD	Mercedes AMG GT3 EVO	PROAM	18	47	1:41.201	9	1:32.706	19	1:32.706	2.888 0.030	167.9
35	99	Tresor Attempto Racing	DEU	Florian Scholze	DEU	Alex Arkin Aka	DEU	Audi R8 LMS GT3 Evo II	PROAM	19	47	1:40.337	2	1:33.319	31	1:33.319	3.501 0.613	166.8

Published at:.....

Race Director:

Alessandro Ferrari

Timekeeper:

Luis García

