

**Red Bull Ring**  
**International GT Open**  
**Qualifying - 2 Driver - 2**  
**Provisional Results**



Cls	N°	Entrant/Team	Nat	Driver 1	Nat	Driver 2	Nat	Vehicle	Cat	Cls	Laps	Best	Time	Gap	Interval	Km/h
1	11	racing one	DEU	Ernst Kirchmayr	AUT	<u>Giacomo Altoè</u>	ITA	Ferrari 296 GT3	PROAM	1	11	7	1:39.246			156.9
2	17	Team Motopark	DEU	Diego Menchaca	MEX	<u>Marcos Siebert</u>	ARG	Mercedes AMG GT3 EVO	PRO	1	16	14	1:39.771	0.525	0.525	156.0
3	1	Eastalent Racing	AUT	Simon Reicher	AUT	<u>Christopher Haase</u>	DEU	Audi R8 LMS GT3 Evo II	PRO	2	17	7	1:39.788	0.542	0.017	156.0
4	51	Spirit of Race	CHE	Nicola Marinangeli	ITA	<u>Vincent Abril</u>	FRA	Ferrari 296 GT3	PRO	3	15	14	1:39.852	0.606	0.064	155.9
5	33	Greystone GT	GBR	<u>Dean Macdonald</u>	GBR	James Kell	GBR	McLaren 720s GT3 Evo	PRO	4	20	18	1:39.972	0.726	0.120	155.7
6	63	Oregon Team	ITA	Rolf Ineichen	CHE	<u>Leonardo Pulcini</u>	ITA	Lamborghini Huracan GT3 EVO2	PRO	5	15	6	1:40.015	0.769	0.043	155.7
7	27	Spirit of Race	CHE	Marco Pulcini	ITA	<u>Eddie Cheever</u>	ITA	Ferrari 296 GT3	PROAM	2	19	8	1:40.083	0.837	0.068	155.6
8	14	Good Speed Racing Team	POL	Piotr Wira	POL	<u>Daan Arrow</u>	NLD	Mercedes AMG GT3 EVO	PROAM	3	16	6	1:40.113	0.867	0.030	155.5
9	19	Oregon Team	ITA	<u>Marzio Moretti</u>	ITA	Artëm Petrov	ISR	Lamborghini Huracan GT3 EVO2	PRO	6	15	14	1:40.192	0.946	0.079	155.4
10	54	CBRX by SPS	DEU	Dexter Müller	CHE	<u>Yannick Mettler</u>	CHE	Mercedes AMG GT3 EVO	PROAM	4	18	15	1:40.522	1.276	0.330	154.9
11	12	Car Collection Motorsport	DEU	Hash	USA	<u>Alex Fontana</u>	CHE	Porsche 911 GT3 R (992)	PROAM	5	18	8	1:40.523	1.277	0.001	154.9
12	95	Team Motopark	DEU	Morten Strømsted	DNK	<u>Thomas Ikin</u>	GBR	Mercedes AMG GT3 EVO	PROAM	6	17	9	1:40.638	1.392	0.115	154.7
13	24	Greystone GT	GBR	Andrey Borodin	MDA	<u>Oliver Webb</u>	GBR	McLaren 720s GT3 Evo	PROAM	7	18	6	1:40.866	1.620	0.228	154.3
14	9	GetSpeed	DEU	<u>Anthony Bartone</u>	USA	Fabian Schiller	DEU	Mercedes AMG GT3 EVO	PRO	7	12	8	1:40.986	1.740	0.120	154.2
15	25	AF Corse	ITA	Alessandro Cozzi	MCO	<u>Giorgio Sernagiotto</u>	ITA	Ferrari 296 GT3	PROAM	8	18	8	1:41.174	1.928	0.188	153.9
16	55	AF Corse	ITA	Laurent De Meeus	BEL	<u>Jamie Stanley</u>	GBR	Ferrari 296 GT3	PROAM	9	17	16	1:41.180	1.934	0.006	153.9
17	79	Tsunami RT	SAR	Johannes Zelger	ITA	<u>Fabio Babini</u>	ITA	Porsche 911 GT3 R (992)	PROAM	10	18	17	1:41.248	2.002	0.068	153.8
18	96	Team Motopark	DEU	Lukas Dunner	AUT	<u>Lorenzo Fluxá</u>	ESP	Mercedes AMG GT3 EVO	PRO	8	16	6	1:41.255	2.009	0.007	153.8
19	20	SPS Automotive Performance	DEU	Dominik Baumann	AUT	<u>Mikael Pitamber</u>	ZAF	Mercedes AMG GT3 EVO	PRO	9	17	6	1:41.399	2.153	0.144	153.5
20	8	Il Barone Rampante	ITA	Giuseppe Cipriani	ITA			Lamborghini Huracan GT3 EVO	AM	1	13	7	1:41.510	2.264	0.111	153.4
21	10	Oregon Team	ITA	<u>Alessio Deledda</u>	ITA	Jordan Pepper	ZAF	Lamborghini Huracan GT3 EVO2	PRO	10	16	15	1:41.601	2.355	0.091	153.2
22	15	Car Collection Motorsport	DEU	<u>Gustav Bergström</u>	SWE	Nico Menzel	DEU	Porsche 911 GT3 R (992)	PRO	11	16	5	1:42.059	2.813	0.458	152.5
23	99	Tresor Attempto Racing	DEU	<u>Florian Scholze</u>	DEU	Alex Arkin Aka	DEU	Audi R8 LMS GT3 Evo II	PROAM	11	17	16	1:42.293	3.047	0.234	152.2
24	69	Scuderia Villorba Corse	ITA	<u>Michael Blanchemain</u>	FRA	Vladislav Lomko	MDA	Mercedes AMG GT3 EVO	PROAM	12	11	6	1:42.568	3.322	0.275	151.8
25	777	Olimp Racing	POL	<u>Marcin Jedlinski</u>	POL	Karol Basz	POL	Audi R8 LMS GT3 Evo II	PROAM	13	14	6	1:42.669	3.423	0.101	151.6
26	16	AF Corse	ITA	<u>Marcelo Hahn</u>	BRA	Allam Khodair	BRA	Ferrari 296 GT3	PROAM	14	15	14	1:42.840	3.594	0.171	151.4
27	7	Car Collection Motorsport	DEU	<u>Bashar Mardini</u>	CAN	Tijmen van der Helm	NLD	Porsche 911 GT3 R (992)	PROAM	15	17	7	1:42.935	3.689	0.095	151.2
28	6	GetSpeed	DEU	<u>Valentin Pierburg</u>	DEU	Aaron Walker	GBR	Mercedes AMG GT3 EVO	PROAM	16	12	7	1:43.105	3.859	0.170	151.0
29	66	Greystone GT	GBR	<u>Stewart Proctor</u>	GBR	Lewis Proctor	GBR	McLaren 720s GT3	PROAM	17	11	7	1:43.332	4.086	0.227	150.7
30	65	Team Motopark	DEU	<u>Heiko Neumann</u>	DEU	Timo Rumpfkeil	DEU	Mercedes AMG GT3 EVO	AM	2	10	6	1:44.250	5.004	0.918	149.3
31	786	GetSpeed	DEU	Kiki Sak Nana	THA	<u>Adam Osieka</u>	DEU	Mercedes AMG GT3 EVO	AM	3	11	7	1:44.635	5.389	0.385	148.8
32	61	AF Corse	ITA	Ziad Ghandour	USA			Ferrari 296 GT3	AM	4	15	13	1:45.154	5.908	0.519	148.1
33	88	Spirit of Race	CHE	<u>Gino Forgione</u>	CHE	Michele Rugolo	ITA	Ferrari 296 GT3	PROAM	18	10	5	1:51.893	12.647	6.739	139.1
34	5	Olimp Racing	POL	<u>Stanislaw Jedlinski</u>	POL	Krystian Korzeniowski	ITA	Ferrari 296 GT3	AM	5	10	5	1:54.996	15.750	3.103	135.4

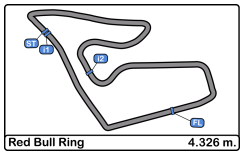
Published at:.....

Track Temp: 9.0 °C    Air Temp: 7.2 °C    Humidity: 81 %    Track Status: WET

Race Director: Alessandro Ferrari

Timekeeper: Luis García





**Red Bull Ring**  
**International GT Open**  
**Qualifying - 2 Driver - 2**  
**Track Limit**



The Stewards, having received a report from Race Director, have considered the following matter and determine the following:

**Session** Qualifying - 2 Driver - 2

**Fact** The cars below did not use the track at the turns listed below

**Infringement** Breach of Appendix L Chapter IV Article 2 c) of the FIA International Sporting Code and Article 19.4/19.5 of the Sporting Regulations.

**Decision** Deletion of the lap times shown in accordance with Article 12.4.1.e of the FIA International Sporting Code.

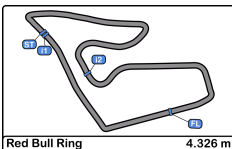
**Note**

- Certain decisions of the Stewards are subject to appeal (Article 15 of the FIA International Sporting Code).
- These penalties are not subject to appeal Article.12.3.4 of the FIA International Sporting Code and Article 16.5 of the Sporting Regulations.
- According to Article.12.3.3.b of the FIA International Sporting Code these decisions become immediately binding even in case of an appeal.

Ord	Turn	N° Driver	Entrant/Team	Time of Day	Lap Time
1	1	95 Strömsted - Ikin	Team Motopark	9:31:34.966	1:41.312
2	1	1 Reicher - Haase	Eastalent Racing	9:33:01.058	1:40.685
3	1	14 Wira - Arrow	Good Speed Racing Team	9:50:21.024	1:54.645
4	9	16 Hahn - Khodair	AF Corse	10:19:25.306	27:26.436

**The Stewards:**





**Red Bull Ring**  
**International GT Open**  
**Qualifying - 2 Driver - 2**  
**Provisional Results by Category**



PROAM																
Cls	N°	Entrant/Team	Nat	Driver 1	Nat	Driver 2	Nat	Vehicle	Cat	Cls	Laps	Best	Time	Gap	Interval	Km/h
1	11	racing one	DEU	Ernst Kirchmayr	AUT	<u>Giacomo Altoè</u>	ITA	Ferrari 296 GT3	PROAM	1	11	7	1:39.246			156.9
2	27	Spirit of Race	CHE	Marco Pulcini	MCO	<u>Eddie Cheever</u>	ITA	Ferrari 296 GT3	PROAM	2	19	8	1:40.083	0.837	0.837	155.6
3	14	Good Speed Racing Team	POL	Piotr Wira	POL	<u>Daan Arrow</u>	NLD	Mercedes AMG GT3 EVO	PROAM	3	16	6	1:40.113	0.867	0.030	155.5
4	54	CBRX by SPS	DEU	Dexter Müller	CHE	<u>Yannick Mettler</u>	CHE	Mercedes AMG GT3 EVO	PROAM	4	18	15	1:40.522	1.276	0.409	154.9
5	12	Car Collection Motorsport	DEU	Hash	USA	<u>Alex Fontana</u>	CHE	Porsche 911 GT3 R (992)	PROAM	5	18	8	1:40.523	1.277	0.001	154.9
6	95	Team Motopark	DEU	Morten Strömsted	DNK	<u>Thomas Ikin</u>	GBR	Mercedes AMG GT3 EVO	PROAM	6	17	9	1:40.638	1.392	0.115	154.7
7	24	Greystone GT	GBR	Andrey Borodin	IND	<u>Oliver Webb</u>	GBR	McLaren 720s GT3 Evo	PROAM	7	18	6	1:40.866	1.620	0.228	154.3
8	25	AF Corse	ITA	Alessandro Cozzi	MCO	<u>Giorgio Sernagiotto</u>	ITA	Ferrari 296 GT3	PROAM	8	18	8	1:41.174	1.928	0.308	153.9
9	55	AF Corse	ITA	Laurent De Meeus	GBR	<u>Jamie Stanley</u>	GBR	Ferrari 296 GT3	PROAM	9	17	16	1:41.180	1.934	0.006	153.9
10	79	Tsunami RT	SMR	Johannes Zelger	ITA	<u>Fabio Babini</u>	ITA	Porsche 911 GT3 R (992)	PROAM	10	18	17	1:41.248	2.002	0.068	153.8
11	99	Tresor Attempto Racing	DEU	<u>Florian Scholze</u>	DEU	Alex Arkin Aka	DEU	Audi R8 LMS GT3 Evo II	PROAM	11	17	16	1:42.293	3.047	1.045	152.2
12	69	Scuderia Villorba Corse	ITA	<u>Michael Blanchemain</u>	FRA	Vladislav Lomko	IND	Mercedes AMG GT3 EVO	PROAM	12	11	6	1:42.568	3.322	0.275	151.8
13	777	Olimp Racing	POL	<u>Marcin Jedlinski</u>	POL	Karol Basz	POL	Audi R8 LMS GT3 Evo II	PROAM	13	14	6	1:42.669	3.423	0.101	151.6
14	16	AF Corse	ITA	<u>Marcelo Hahn</u>	BRA	Allam Khodair	BRA	Ferrari 296 GT3	PROAM	14	15	14	1:42.840	3.594	0.171	151.4
15	7	Car Collection Motorsport	DEU	<u>Bashar Mardini</u>	CAN	Tijmen van der Helm	NLD	Porsche 911 GT3 R (992)	PROAM	15	17	7	1:42.935	3.689	0.095	151.2
16	6	GetSpeed	DEU	<u>Valentin Pierburg</u>	DEU	Aaron Walker	GBR	Mercedes AMG GT3 EVO	PROAM	16	12	7	1:43.105	3.859	0.170	151.0
17	66	Greystone GT	GBR	<u>Stewart Proctor</u>	GBR	Lewis Proctor	GBR	McLaren 720s GT3	PROAM	17	11	7	1:43.332	4.086	0.227	150.7
18	88	Spirit of Race	CHE	<u>Gino Forgione</u>	CHE	Michele Rugolo	ITA	Ferrari 296 GT3	PROAM	18	10	5	1:51.893	12.647	8.561	139.1

PRO																
Cls	N°	Entrant/Team	Nat	Driver 1	Nat	Driver 2	Nat	Vehicle	Cat	Cls	Laps	Best	Time	Gap	Interval	Km/h
1	17	Team Motopark	DEU	Diego Menchaca	MEX	<u>Marcos Siebert</u>	ARG	Mercedes AMG GT3 EVO	PRO	1	16	14	1:39.771			156.0
2	1	Eastalent Racing	AUT	Simon Reicher	AUT	<u>Christopher Haase</u>	DEU	Audi R8 LMS GT3 Evo II	PRO	2	17	7	1:39.788	0.017	0.017	156.0
3	51	Spirit of Race	CHE	Nicola Marinangeli	ITA	<u>Vincent Abril</u>	FRA	Ferrari 296 GT3	PRO	3	15	14	1:39.852	0.081	0.064	155.9
4	33	Greystone GT	GBR	<u>Dean Macdonald</u>	GBR	James Kell	GBR	McLaren 720s GT3 Evo	PRO	4	20	18	1:39.972	0.201	0.120	155.7
5	63	Oregon Team	ITA	Rolf Ineichen	CHE	<u>Leonardo Pulcini</u>	ITA	Lamborghini Huracan GT3 EVO2	PRO	5	15	6	1:40.015	0.244	0.043	155.7
6	19	Oregon Team	ITA	<u>Marzio Moretti</u>	ITA	Artëm Petrov	ISR	Lamborghini Huracan GT3 EVO2	PRO	6	15	14	1:40.192	0.421	0.177	155.4
7	9	GetSpeed	DEU	<u>Anthony Bartone</u>	USA	Fabian Schiller	DEU	Mercedes AMG GT3 EVO	PRO	7	12	8	1:40.986	1.215	0.794	154.2
8	96	Team Motopark	DEU	Lukas Dunner	AUT	<u>Lorenzo Fluxá</u>	ESP	Mercedes AMG GT3 EVO	PRO	8	16	6	1:41.255	1.484	0.269	153.8
9	20	SPS Automotive Performance	DEU	Dominik Baumann	AUT	<u>Mikael Pitamber</u>	ZAF	Mercedes AMG GT3 EVO	PRO	9	17	6	1:41.399	1.628	0.144	153.5
10	10	Oregon Team	ITA	<u>Alessio Deledda</u>	ITA	Jordan Pepper	ZAF	Lamborghini Huracan GT3 EVO2	PRO	10	16	15	1:41.601	1.830	0.202	153.2
11	15	Car Collection Motorsport	DEU	<u>Gustav Bergström</u>	SWE	Nico Menzel	DEU	Porsche 911 GT3 R (992)	PRO	11	16	5	1:42.059	2.288	0.458	152.5

AM																
Cls	N°	Entrant/Team	Nat	Driver 1	Nat	Driver 2	Nat	Vehicle	Cat	Cls	Laps	Best	Time	Gap	Interval	Km/h
1	8	Il Barone Rampante	ITA	Giuseppe Cipriani	ITA			Lamborghini Huracan GT3 EVO	AM	1	13	7	1:41.510			153.4
2	65	Team Motopark	DEU	<u>Heiko Neumann</u>	DEU	Timo Rumpfkeil	DEU	Mercedes AMG GT3 EVO	AM	2	10	6	1:44.250	2.740	2.740	149.3

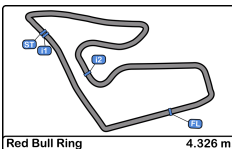
Published at:.....

Track Temp: 9.0 °C    Air Temp: 7.2 °C    Humidity: 81 %    Track Status: WET

Race Director: Alessandro Ferrari

Timekeeper: Luis García





**Red Bull Ring**  
**International GT Open**  
**Qualifying - 2 Driver - 2**  
**Provisional Results by Category**



Red Bull Ring 4.326 m.

AM																
Cls	N°	Entrant/Team	Nat	Driver 1	Nat	Driver 2	Nat	Vehicle	Cat	Cls	Laps	Best	Time	Gap	Interval	Km/h
3	786	GetSpeed		Kiki Sak Nana		Adam Osieka		Mercedes AMG GT3 EVO	AM	3	11	7	1:44.635	3.125	0.385	148.8
4	61	AF Corse		Ziad Ghandour				Ferrari 296 GT3	AM	4	15	13	1:45.154	3.644	0.519	148.1
5	5	Olimp Racing		Stanislaw Jedlinski		Krystian Korzeniowski		Ferrari 296 GT3	AM	5	10	5	1:54.996	13.486	9.842	135.4

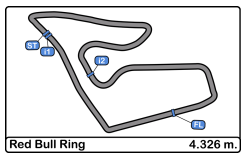
Published at:.....

Track Temp: 9.0 °C    Air Temp: 7.2 °C    Humidity: 81 %    Track Status: WET

Race Director: Alessandro Ferrari

Timekeeper: Luis Garcia





**Red Bull Ring**  
**International GT Open**  
**Qualifying - 2 Driver - 2**  
**Lap Analysis**

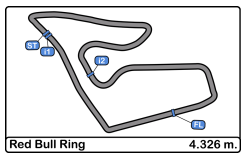


1							7										
Simon Reicher							Audi R8 LMS GT3 Evo II										
PRO							PROAM										
Christopher Haase							Tijmen van der Helm										
Eastalent Racing							Car Collection Motorsport										
Lap	D	Time	Sector 1	Sector 2	Sector 3	T. Spd	Elapsed	Lap	D	Time	Sector 1	Sector 2	Sector 3	T. Spd	Elapsed		
1	2	9:21:28.733	P	9:19:07.121	1:19.654	1:01.958	164.6	9:21:28.733	1	1	9:20:14.858	P	9:18:22.862	51.463	1:00.533	165.1	9:20:14.858
2	2	8:10.309		6:42.817	47.064	40.428	196.3	9:29:39.042	2	1	8:27.372		6:52.992	51.058	43.322	144.9	9:28:42.230
3	2	1:41.331		24.484	45.017	31.830	225.9	9:31:20.373	3	1	1:47.826		27.027	47.251	33.548	197.4	9:30:30.056
4	2	<del>1:40.685</del>		24.752	44.306	<b>31.627</b>	227.3	9:33:01.058	4	1	1:45.500		25.323	46.416	33.761	212.1	9:32:15.556
5	2	1:40.733		24.324	44.703	31.706	227.3	9:34:41.791	5	1	1:46.225		25.182	46.075	34.968	216.8	9:34:01.781
6	2	1:40.061		24.173	43.936	31.952	227.3	9:36:21.852	6	1	1:43.602		25.422	45.604	<b>32.576</b>	201.8	9:35:45.383
7	2	<b>1:39.788</b>		24.117	43.946	31.725	229.2	9:38:01.640	7	1	<b>1:42.935</b>		<b>24.834</b>	<b>45.314</b>	32.787	225.4	9:37:28.318
8	2	2:26.637	P	<b>24.111</b>	1:01.478	1:01.048	228.8	9:40:28.277	8	1	2:07.062	P	24.839	45.714	56.509	226.4	9:39:35.380
9	2	9:46.809		8:26.325	46.768	33.716	204.1	9:50:15.086	9	1	8:08.147		6:35.535	51.906	40.706	156.5	9:47:43.527
10	2	3:05.649	P	39.358	1:22.882	1:03.409	78.6	9:53:20.735	10	1	2:10.637		26.542	1:06.535	37.560	133.4	9:49:54.164
11	2	20:34.114		19:14.887	47.181	32.046	175.0	10:13:54.849	11	1	2:55.522	P	33.422	1:20.649	1:01.451	120.8	9:52:49.686
12	2	1:46.239		26.096	47.315	32.828	191.8	10:15:41.088	12	1	22:40.560		21:14.270	51.034	35.256	140.9	10:15:30.246
13	2	1:51.950		24.447	47.699	39.804	220.4	10:17:33.038	13	1	1:51.493		28.708	48.224	34.561	174.7	10:17:21.739
14	2	1:40.323		24.150	44.357	31.816	226.8	10:19:13.361	14	1	1:50.599		28.591	48.170	33.838	165.8	10:19:12.338
15	2	1:44.700		24.517	47.418	32.765	216.0	10:20:58.061	15	1	1:48.356		26.962	47.203	34.191	184.6	10:21:00.694
16	2	1:46.641		24.118	<b>43.825</b>	38.698	229.2	10:22:44.702	16	1	1:44.128		25.785	45.556	32.787	197.8	10:22:44.822
17	2	2:31.236	P	29.851	58.632	1:02.753	160.7	10:25:15.938	17	1	1:55.047	P	25.654	45.817	43.576	188.8	10:24:39.869

5							8										
Stanislav Jedlinski							Ferrari 296 GT3										
AM							AM										
Krystian Korzeniewski							Giuseppe Cipriani										
Olimp Racing							Lamborghini Huracan GT3 EVO										
Lap	D	Time	Sector 1	Sector 2	Sector 3	T. Spd	Elapsed	Lap	D	Time	Sector 1	Sector 2	Sector 3	T. Spd	Elapsed		
1	1	9:20:43.804	P	9:18:36.822	1:08.167	58.815	133.6	9:20:43.804	1	1	9:19:57.879	P	9:18:08.115	53.704	56.060	125.1	9:19:57.879
2	1	8:07.861		6:19.242	1:08.996	39.623	82.5	9:28:51.665	2	1	8:45.485		7:11.425	53.521	40.539	138.8	9:28:43.364
3	1	2:02.403		28.968	53.956	39.479	148.5	9:30:54.068	3	1	1:49.499		27.189	48.331	33.979	194.2	9:30:32.863
4	1	2:01.635		27.854	56.131	37.650	166.1	9:32:55.703	4	1	1:46.396		26.027	47.237	33.132	195.6	9:32:19.259
5	1	<b>1:54.996</b>		<b>27.103</b>	<b>50.623</b>	37.270	191.4	9:34:50.699	5	1	1:43.561		24.842	45.989	32.730	210.9	9:34:02.820
6	1	1:57.339		28.229	51.051	38.059	184.3	9:36:48.038	6	1	1:46.263		25.083	46.766	34.414	204.5	9:35:49.083
7	1	1:57.981		27.212	52.950	37.819	190.1	9:38:46.019	7	1	<b>1:41.510</b>		24.752	<b>44.590</b>	<b>32.168</b>	223.6	9:37:30.593
8	1	3:10.318	P	42.930	1:21.448	1:05.940	82.4	9:41:56.337	8	1	2:09.668	P	<b>24.745</b>	44.943	59.980	225.0	9:39:40.261
9	1	7:19.440		5:47.914	54.506	<b>37.020</b>	122.7	9:49:15.777	9	1	9:17.236		7:43.922	53.914	39.400	148.1	9:48:57.497
10	1	2:16.261	P	28.188	51.810	56.263	177.9	9:51:32.038	10	1	2:07.647	P	28.383	51.983	47.281	153.4	9:51:05.144
11	1	27:29.463		25:56.090	53.298	40.075	143.2	10:18:34.607	11	1	27:29.463		25:56.090	53.298	40.075	143.2	10:18:34.607
12	1	1:50.044		26.950	48.858	34.236	190.8	10:20:24.651	12	1	1:50.044		26.950	48.858	34.236	190.8	10:20:24.651
13	1	1:59.129	P	25.506	48.302	45.321	209.3	10:22:23.780	13	1	1:59.129	P	25.506	48.302	45.321	209.3	10:22:23.780

6							9										
Valentin Pierburg							Mercedes AMG GT3 EVO										
PROAM							PRO										
Aaron Walker							Anthony Bartone										
GetSpeed							Mercedes AMG GT3 EVO										
Lap	D	Time	Sector 1	Sector 2	Sector 3	T. Spd	Elapsed	Lap	D	Time	Sector 1	Sector 2	Sector 3	T. Spd	Elapsed		
1	1	9:19:35.078	P	9:17:45.973	57.523	51.582	142.6	9:19:35.078	1	1	9:19:16.175		9:17:44.524	53.089	38.562	169.2	9:19:16.175
2	1	8:46.324		7:17.369	52.118	36.837	144.0	9:28:21.402	2	1	3:16.578	P	52.575	1:22.708	1:01.295	70.0	9:22:32.753
3	1	1:46.963		26.036	47.188	33.739	191.1	9:30:08.365	3	1	5:28.960		4:03.335	50.953	34.672	193.8	9:28:01.713
4	1	1:55.348		27.436	50.028	37.884	159.5	9:32:03.713	4	1	1:43.900		25.462	46.154	32.284	220.8	9:29:45.613
5	1	1:45.956		26.172	46.896	32.888	183.9	9:33:49.669	5	1	1:42.283		25.024	45.511	31.748	223.6	9:31:27.896
6	1	1:45.186		26.377	46.531	32.278	203.3	9:35:34.855	6	1	1:41.304		24.625	45.047	31.632	224.0	9:33:09.200
7	1	<b>1:43.105</b>		<b>25.018</b>	<b>45.898</b>	<b>32.189</b>	218.6	9:37:17.960	7	1	1:41.276		24.687	44.625	31.964	223.1	9:34:50.476
8	1	2:05.203	P	26.540	49.686	48.977	201.8	9:39:23.163	8	1	<b>1:40.986</b>		24.850	44.556	<b>31.580</b>	223.6	9:36:31.462
9	1	8:01.714		6:22.765	58.414	40.535	115.8	9:47:24.877	9	1	1:43.940		<b>24.585</b>	<b>44.290</b>	35.065	223.1	9:38:15.402
10	1	2:11.312	P	28.976	54.821	47.515	139.8	9:49:36.189	10	1	2:43.284	P	24.910	1:17.409	1:00.965	222.2	9:40:58.686
11	1	27:02.531	P	25:21.934	54.453	46.144	135.6	10:16:38.720	11	1	6:37.915		5:06.246	55.350	36.319	157.2	9:47:36.601
12	1	3:19.866	P	1:39.957	55.993	43.916	155.3	10:19:58.586	12	1	2:04.388		26.210	58.464	39.714	199.2	9:49:40.989





**Red Bull Ring**  
**International GT Open**  
**Qualifying - 2 Driver - 2**  
**Lap Analysis**

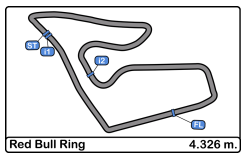


10 Alessio Deledda							14 Piotr Wira							
Lamborghini Huracan GT3 EVO2							Mercedes AMG GT3 EVO							
PRO Jordan Pepper							Daan Arrow							
Oregon Team							Good Speed Racing Team							
Lap	D	Time	Sector 1	Sector 2	Sector 3	T. Spd	Lap	D	Time	Sector 1	Sector 2	Sector 3	T. Spd	Elapsed
1	1	9:21:42.468	P 9:19:18.266	1:20.139	1:04.063	122.5	1	2	9:21:19.465	P 9:19:00.957	1:18.346	1:00.162	174.1	9:21:19.465
2	1	7:36.708	6:13.928	49.047	33.733	181.5	2	2	7:36.244	5:42.418	1:17.933	35.893	70.2	9:28:55.709
3	1	1:43.860	25.243	46.170	32.447	206.5	3	2	1:41.951	24.828	45.334	31.789	203.3	9:30:37.660
4	1	1:49.306	P 24.783	46.328	38.195	218.1	4	2	1:51.400	24.641	44.688	42.071	223.6	9:32:29.060
5	1	4:56.068	3:31.538	49.880	34.650	210.5	5	2	1:40.286	24.536	44.205	31.545	223.1	9:34:09.346
6	1	2:19.036	P 24.698	50.602	1:03.736	220.8	6	2	1:40.113	24.117	44.001	31.995	224.5	9:35:49.459
7	1	7:04.174	5:37.509	51.138	35.527	156.9	7	2	1:49.265	25.211	44.622	39.432	196.7	9:37:38.724
8	1	1:53.519	26.104	49.679	37.736	163.6	8	2	2:13.345	P 24.356	48.508	1:00.481	222.2	9:39:52.069
9	1	2:20.083	P 30.920	51.501	57.662	147.3	9	2	8:34.310	6:49.587	53.724	50.999	148.3	9:48:26.379
10	1	23:23.149	22:00.845	48.359	33.945	171.7	10	2	1:54.645	26.965	46.698	40.982	188.1	9:50:21.024
11	1	1:44.177	25.153	46.080	32.944	200.3	11	2	3:10.711	P 42.812	1:24.130	1:03.769	79.2	9:53:31.735
12	1	1:46.936	25.428	48.617	32.891	114.7	12	2	22:52.724	21:20.221	55.770	36.733	137.5	10:16:24.459
13	1	1:43.068	24.965	45.180	32.923	202.2	13	2	1:47.453	24.863	44.911	37.679	213.4	10:18:11.912
14	1	1:50.004	24.890	48.004	37.110	204.9	14	2	1:56.109	24.463	44.528	47.118	223.6	10:20:08.021
15	1	1:41.601	24.828	44.511	32.262	208.8	15	2	1:46.120	24.399	44.343	37.378	222.6	10:21:54.141
16	1	2:04.925	P 28.690	52.910	43.325	130.5	16	2	1:57.510	P 26.494	52.091	38.925	148.7	10:23:51.651

11 Ernst Kirchmayr							15 Gustav Bergström							
Ferrari 296 GT3							Porsche 911 GT3 R (992)							
PROAM Giacomo Altoè							PRO Nico Menzel							
racing one							Car Collection Motorsport							
Lap	D	Time	Sector 1	Sector 2	Sector 3	T. Spd	Lap	D	Time	Sector 1	Sector 2	Sector 3	T. Spd	Elapsed
1	2	9:21:54.977	P 9:19:31.144	1:23.030	1:00.803	78.8	1	1	9:21:01.152	P 9:18:49.765	1:10.041	1:01.346	190.8	9:21:01.152
2	2	7:32.908	6:14.390	46.617	31.901	208.8	2	1	7:02.508	5:37.932	49.812	34.764	177.0	9:28:03.660
3	2	1:39.987	24.500	44.152	31.335	221.3	3	1	1:44.721	24.975	47.301	32.445	210.1	9:29:48.381
4	2	1:40.007	24.161	44.353	31.493	227.8	4	1	1:42.560	24.814	45.092	32.654	223.1	9:31:30.941
5	2	1:39.422	24.025	43.687	31.710	228.8	5	1	1:42.059	24.282	44.531	33.246	226.4	9:33:13.000
6	2	1:44.069	24.537	43.660	35.872	220.8	6	1	1:49.513	25.254	50.381	33.878	199.6	9:35:02.513
7	2	1:39.246	24.006	43.634	31.606	228.8	7	1	1:48.675	P 24.692	45.291	38.692	225.9	9:36:51.188
8	2	2:27.242	P 25.584	1:01.053	1:00.605	196.3	8	1	3:47.611	P 1:35.694	1:11.218	1:00.699	198.8	9:40:38.799
9	2	39:19.582	38:01.405	46.516	31.661	177.0	9	1	7:36.863	5:59.946	51.972	44.945	166.6	9:48:15.662
10	2	1:39.654	24.444	43.900	31.310	226.4	10	1	1:53.675	25.775	47.606	40.294	194.9	9:50:09.337
11	2	1:39.701	24.192	43.908	31.601	218.6	11	1	2:57.535	P 28.712	1:27.322	1:01.501	75.2	9:53:06.872
12	2	26.205	51.607	169.5	169.5	169.5	12	1	23:54.153	22:31.431	48.483	34.239	183.0	10:17:01.025
13	1	1:43.737	24.872	45.600	33.265	223.1	13	1	1:43.737	24.872	45.600	33.265	223.1	10:18:44.762
14	1	1:50.058	26.190	45.779	38.089	217.3	14	1	1:50.058	26.190	45.779	38.089	217.3	10:20:34.820
15	1	1:42.705	24.932	45.280	32.493	224.0	15	1	1:42.705	24.932	45.280	32.493	224.0	10:22:17.525
16	1	2:10.267	P 30.209	55.446	44.612	164.6	16	1	2:10.267	P 30.209	55.446	44.612	164.6	10:24:27.792

12 Hash							16 Marcelo Hahn							
Porsche 911 GT3 R (992)							Ferrari 296 GT3							
PROAM Alex Fontana							PROAM Allam Khodair							
Car Collection Motorsport							AF Corse							
Lap	D	Time	Sector 1	Sector 2	Sector 3	T. Spd	Lap	D	Time	Sector 1	Sector 2	Sector 3	T. Spd	Elapsed
1	2	9:19:09.845	9:17:39.864	51.614	38.367	144.0	1	1	9:19:45.814	P 9:18:03.296	50.612	51.906	169.2	9:19:45.814
2	2	3:10.655	P 45.919	1:22.729	1:02.007	78.8	2	1	9:11.327	7:44.204	51.447	35.676	176.1	9:28:57.141
3	2	6:05.037	4:36.341	49.866	38.830	166.6	3	1	1:48.590	25.480	49.149	33.961	180.6	9:30:45.731
4	2	1:45.550	25.373	47.043	33.134	207.2	4	1	1:44.109	24.834	46.340	32.935	217.7	9:32:29.840
5	2	1:44.076	24.657	45.750	33.669	206.1	5	1	1:42.935	24.663	46.003	32.269	221.3	9:34:12.775
6	2	1:41.545	24.230	45.102	32.213	228.3	6	1	1:42.981	24.790	45.614	32.577	223.6	9:35:55.756
7	2	1:44.517	24.497	46.017	34.003	221.3	7	1	1:44.746	25.335	46.732	32.679	182.4	9:37:40.502
8	2	1:40.523	24.141	44.518	31.864	227.8	8	1	2:18.822	P 24.744	48.368	1:05.710	206.5	9:39:59.324
9	2	1:40.340	24.039	44.230	32.071	226.8	9	1	7:38.881	6:08.456	53.641	36.784	171.1	9:47:38.205
10	2	3:09.506	P 45.144	1:21.982	1:02.380	79.1	10	1	1:54.741	27.278	50.977	36.486	174.1	9:49:32.946
11	2	6:39.857	5:11.235	48.974	39.648	188.8	11	1	2:25.924	P 26.497	55.936	1:03.491	186.5	9:51:58.870
12	2	2:01.287	P 26.824	50.284	44.179	165.8	12	1	27:26.436	26:06.017	46.968	33.451	187.5	10:19:25.306
13	2	25:58.666	24:34.167	48.330	36.169	195.2	13	1	1:43.672	25.020	45.608	33.044	208.8	10:21:08.978
14	2	1:42.446	24.380	44.774	33.292	225.0	14	1	1:42.840	24.995	45.324	32.521	203.0	10:22:51.818
15	2	1:48.124	25.889	48.142	34.093	196.0	15	1	2:11.234	P 26.654	55.297	49.283	156.9	10:25:03.052
16	2	1:46.032	24.491	47.020	34.521	220.8								
17	2	1:40.868	24.445	44.690	31.733	225.4								
18	2	2:02.360	P 27.057	49.373	45.930	137.5								





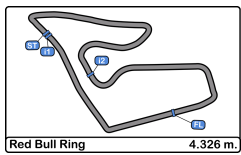
**Red Bull Ring**  
**International GT Open**  
**Qualifying - 2 Driver - 2**  
**Lap Analysis**



17							20								
Diego Menchaca							Dominik Baumann								
Mercedes AMG GT3 EVO							Mercedes AMG GT3 EVO								
PRO Marcos Siebert							PRO Mikael Pitamber								
Team Motopark							SPS Automotive Performance								
Lap	D	Time	Sector 1	Sector 2	Sector 3	T. Spd	Elapsed	Lap	D	Time	Sector 1	Sector 2	Sector 3	T. Spd	Elapsed
1	2	9:19:16.116	P 9:17:34.259	54.466	47.391	171.9	9:19:16.116	1	2	9:19:44.354	P 9:17:58.940	52.192	53.222	174.7	9:19:44.354
2	2	8:44.246	7:19.390	50.971	33.885	201.8	9:28:00.362	2	2	8:55.843	7:22.188	51.287	42.368	142.1	9:28:40.197
3	2	1:41.164	24.684	44.600	31.880	226.4	9:29:41.526	3	2	1:43.580	25.172	45.799	32.609	223.6	9:30:23.777
4	2	1:40.529	24.373	44.568	31.588	227.3	9:31:22.055	4	2	1:42.341	24.696	44.924	32.721	222.2	9:32:06.118
5	2	1:45.729	24.585	47.676	33.468	224.0	9:33:07.784	5	2	1:52.255	24.881	50.060	37.314	208.0	9:33:58.373
6	2	1:40.420	24.532	43.879	32.009	225.9	9:34:48.204	6	2	1:41.399	24.812	44.396	32.191	222.2	9:35:39.772
7	2	1:39.830	24.491	43.830	31.509	225.4	9:36:28.034	7	2	1:41.526	24.582	44.592	32.352	221.7	9:37:21.298
8	2	1:46.025	P 24.303	44.184	37.538	226.8	9:38:14.059	8	2	2:00.289	P 24.762	45.303	50.224	212.5	9:39:21.587
9	2	8:40.954	7:18.941	48.295	33.718	195.6	9:46:55.013	9	2	8:41.059	7:03.670	56.246	41.143	166.1	9:48:02.646
10	2	1:44.947	25.068	46.683	33.196	209.7	9:48:39.960	10	2	1:54.589	26.751	50.184	37.654	168.7	9:49:57.235
11	2	1:54.148	P 26.102	47.125	40.921	184.6	9:50:34.108	11	2	2:54.932	P 30.977	1:22.204	1:01.751	100.5	9:52:52.167
12	2	26:43.962	25:23.403	46.917	33.642	193.2	10:17:18.070	12	2	22:18.929	20:55.697	47.880	35.352	211.3	10:15:11.096
13	2	1:41.311	25.061	44.659	31.591	198.1	10:18:59.381	13	2	1:41.698	24.834	44.533	32.331	218.6	10:16:52.794
14	2	1:39.771	24.206	43.894	31.671	226.4	10:20:39.152	14	2	1:42.510	24.804	44.685	33.021	219.0	10:18:35.304
15	2	1:40.050	24.123	43.995	31.932	227.3	10:22:19.202	15	2	1:54.020	28.594	50.234	35.192	176.1	10:20:29.324
16	2	2:08.910	P 27.050	56.081	45.779	144.9	10:24:28.112	16	2	1:41.922	24.914	44.826	32.182	204.9	10:22:11.246

19							24								
Marzio Moretti							Andrey Borodin								
Lamborghini Huracan GT3 EVO2							McLaren 720s GT3 Evo								
PRO Artëm Petrov							PROAM Oliver Webb								
Oregon Team							Greystone GT								
Lap	D	Time	Sector 1	Sector 2	Sector 3	T. Spd	Elapsed	Lap	D	Time	Sector 1	Sector 2	Sector 3	T. Spd	Elapsed
1	1	9:20:16.938	P 9:18:22.309	57.012	57.617	160.4	9:20:16.938	1	2	9:20:04.049	P 9:18:09.455	55.771	58.823	153.8	9:20:04.049
2	1	8:27.036	6:55.272	53.640	38.124	174.1	9:28:43.974	2	2	8:29.771	6:58.421	51.764	39.586	144.7	9:28:33.820
3	1	1:51.021	27.848	50.504	32.669	177.3	9:30:34.995	3	2	1:43.271	24.823	46.204	32.244	224.5	9:30:17.091
4	1	1:44.971	24.582	47.135	33.254	211.3	9:32:19.966	4	2	1:49.492	25.135	49.041	35.316	186.2	9:32:06.583
5	1	1:49.450	P 24.640	46.615	38.195	205.7	9:34:09.416	5	2	1:48.546	24.632	48.115	35.799	200.3	9:33:55.129
6	1	3:30.463	2:09.526	46.983	33.954	171.9	9:37:39.879	6	2	1:40.866	24.409	44.882	31.575	228.8	9:35:35.995
7	1	2:13.533	P 24.396	48.193	1:00.944	221.3	9:39:53.412	7	2	1:44.598	24.824	45.461	34.313	210.5	9:37:20.593
8	1	7:14.413	5:49.427	50.377	34.609	165.6	9:47:07.825	8	2	1:58.852	P 24.395	45.489	48.968	219.0	9:39:19.445
9	1	1:59.047	P 26.570	48.087	44.390	193.5	9:49:06.872	9	2	8:31.910	7:00.750	54.603	36.557	161.6	9:47:51.355
10	1	27:05.627	25:39.809	49.442	36.376	177.3	10:16:12.499	10	2	1:52.683	26.520	49.493	36.670	172.5	9:49:44.038
11	1	1:43.851	25.352	46.224	32.275	207.2	10:17:56.350	11	2	2:40.956	P 28.604	1:11.795	1:00.557	148.3	9:52:24.994
12	1	1:42.896	24.419	46.531	31.946	206.1	10:19:39.246	12	2	21:39.840	20:12.277	52.682	34.881	145.7	10:14:04.834
13	1	1:40.628	24.406	44.745	31.477	210.9	10:21:19.874	13	2	1:45.938	26.436	46.954	32.548	200.3	10:15:50.772
14	1	1:40.192	24.203	44.468	31.521	223.1	10:23:00.066	14	2	1:45.371	25.193	46.344	33.834	218.1	10:17:36.143
15	1	2:09.358	P 25.591	51.192	52.575	173.6	10:25:09.424	15	2	1:46.680	24.854	47.022	34.804	222.6	10:19:22.823
								16	2	1:42.185	24.697	45.221	32.267	226.8	10:21:05.008
								17	2	1:41.547	24.681	45.095	31.771	228.3	10:22:46.555
								18	2	2:00.983	P 29.178	51.857	39.948	159.0	10:24:47.538





**Red Bull Ring**  
**International GT Open**  
**Qualifying - 2 Driver - 2**  
**Lap Analysis**



**25** Alessandro Cozzi Ferrari 296 GT3 **33** Dean Macdonald McLaren 720s GT3 Evo

PROAM Giorgio Sernagiotto AF Corse PRO James Kell Greystone GT

Lap	D	Time	Sector 1	Sector 2	Sector 3	T. Spd	Elapsed	Lap	D	Time	Sector 1	Sector 2	Sector 3	T. Spd	Elapsed
1	2	9:19:17.137	9:17:46.517	52.169	38.451	159.0	9:19:17.137	1	1	9:19:14.411	9:17:46.894	51.071	36.446	169.8	9:19:14.411
2	2	3:20.176 P	52.578	1:22.966	1:04.632	78.6	9:22:37.313	2	1	3:16.038 P	52.840	1:22.189	1:01.009	79.0	9:22:30.449
3	2	5:50.004	4:22.310	51.554	36.140	157.6	9:28:27.317	3	1	6:11.165	4:44.960	50.843	35.362	173.6	9:28:41.614
4	2	1:47.747	26.311	47.619	33.817	201.4	9:30:15.064	4	1	1:43.436	25.015	46.097	32.324	223.1	9:30:25.050
5	2	1:46.303	25.269	46.899	34.135	193.5	9:32:01.367	5	1	1:42.002	24.585	45.101	32.316	228.3	9:32:07.052
6	2	1:44.132	25.481	45.681	32.970	211.7	9:33:45.499	6	1	1:43.360	24.910	46.683	31.767	221.3	9:33:50.412
7	2	1:41.582	24.546	45.114	31.922	222.6	9:35:27.081	7	1	1:42.304	24.508	45.566	32.230	228.3	9:35:32.716
8	2	<b>1:41.174</b>	24.598	<b>44.640</b>	31.936	226.8	9:37:08.255	8	1	1:40.881	24.637	44.584	31.660	228.3	9:37:13.597
9	2	1:46.311	24.715	45.393	36.203	225.0	9:38:54.566	9	1	1:49.200 P	24.387	44.692	40.121	225.9	9:39:02.797
10	2	3:16.375 P	53.946	1:21.452	1:00.977	79.1	9:42:10.941	10	1	7:55.190	6:33.863	47.339	33.988	197.4	9:46:57.987
11	2	5:01.810	3:35.402	51.397	35.011	154.0	9:47:12.751	11	1	1:44.915	25.872	46.027	33.016	192.1	9:48:42.902
12	2	1:50.383	26.427	48.808	35.148	182.4	9:49:03.134	12	1	1:46.524	25.731	46.293	34.500	198.8	9:50:29.426
13	2	2:08.568 P	27.324	51.360	49.884	148.3	9:51:11.702	13	1	3:11.076 P	48.533	1:21.288	1:01.255	79.2	9:53:40.502
14	2	24:50.942	23:24.098	53.110	33.734	166.1	10:16:02.644	14	1	20:19.816	19:00.130	46.848	32.838	196.0	10:14:00.318
15	2	1:42.499	24.902	45.750	<b>31.847</b>	209.3	10:17:45.143	15	1	1:42.237	24.869	45.551	31.817	219.5	10:15:42.555
16	2	1:41.425	<b>24.445</b>	44.925	32.055	221.7	10:19:26.568	16	1	1:40.809	24.488	44.470	31.851	222.6	10:17:23.364
17	2	1:42.812	24.977	45.384	32.451	207.6	10:21:09.380	17	1	1:40.321	24.391	44.368	<b>31.562</b>	226.8	10:19:03.685
18	2	1:57.269 P	25.614	46.060	45.595	188.1	10:23:06.649	18	1	<b>1:39.972</b>	24.246	44.118	31.608	229.7	10:20:43.657
19	1	1:40.094	<b>24.215</b>	<b>43.892</b>	31.987	229.2	10:22:23.751	19	1	1:40.094	<b>24.215</b>	<b>43.892</b>	31.987	229.2	10:22:23.751
20	1	1:58.416 P	27.687	49.963	40.766	163.6	10:24:22.167	20	1	1:58.416 P	27.687	49.963	40.766	163.6	10:24:22.167

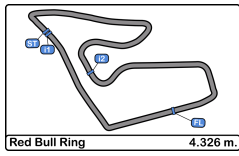
**27** Marco Pulcini Ferrari 296 GT3 **51** Nicola Marinangeli Ferrari 296 GT3

PROAM Eddie Cheever Spirit of Race PRO Vincent Abril Spirit of Race

Lap	D	Time	Sector 1	Sector 2	Sector 3	T. Spd	Elapsed	Lap	D	Time	Sector 1	Sector 2	Sector 3	T. Spd	Elapsed
1	2	9:19:06.910	9:17:37.969	51.148	37.793	158.8	9:19:06.910	1	2	9:19:31.746 P	9:17:52.778	51.746	47.222	137.0	9:19:31.746
2	2	3:07.157 P	43.341	1:22.167	1:01.649	78.8	9:22:14.067	2	2	8:44.923	7:14.004	49.791	41.128	155.8	9:28:16.669
3	2	5:53.010	4:29.475	49.153	34.382	169.2	9:28:07.077	3	2	1:44.040	25.534	45.952	32.554	202.6	9:30:00.709
4	2	1:43.761	25.473	45.980	32.308	204.1	9:29:50.838	4	2	1:41.563	24.456	45.133	31.974	219.0	9:31:42.272
5	2	1:41.265	24.626	44.787	31.852	210.1	9:31:32.103	5	2	1:40.175	<b>24.279</b>	44.264	31.632	224.0	9:33:22.447
6	2	1:41.116	24.666	44.432	32.018	213.0	9:33:13.219	6	2	1:47.653 P	24.483	45.441	37.729	220.8	9:35:10.100
7	2	1:44.048	25.654	45.827	32.567	200.7	9:34:57.267	7	2	12:06.337	10:38.226	50.418	37.693	135.6	9:47:16.437
8	2	<b>1:40.083</b>	<b>24.073</b>	44.384	<b>31.626</b>	225.4	9:36:37.350	8	2	1:50.034	27.591	47.858	34.585	161.1	9:49:06.471
9	2	1:40.332	24.590	<b>43.981</b>	31.761	223.6	9:38:17.682	9	2	2:12.198 P	27.790	49.022	55.386	152.1	9:51:18.669
10	2	2:42.234 P	24.243	1:16.239	1:01.752	190.4	9:40:59.916	10	2	23:43.269	22:21.115	49.932	32.222	153.8	10:15:01.938
11	2	6:01.163	4:38.845	48.262	34.056	177.0	9:47:01.079	11	2	1:49.225	25.548	44.746	38.931	201.8	10:16:51.163
12	2	1:54.987	27.135	48.682	39.170	178.8	9:48:56.066	12	2	1:40.578	24.555	44.194	31.829	216.4	10:18:31.741
13	2	1:55.415 P	26.514	46.507	42.394	187.8	9:50:51.481	13	2	1:50.754	24.624	44.737	41.393	211.3	10:20:22.495
14	2	23:20.822	21:59.285	48.562	32.975	166.9	10:14:12.303	14	2	<b>1:39.852</b>	24.330	<b>43.987</b>	<b>31.535</b>	216.4	10:22:02.347
15	2	1:44.306	25.998	45.942	32.366	190.1	10:15:56.609	15	2	2:02.055 P	26.894	52.066	43.095	150.2	10:24:04.402
16	2	1:41.034	24.734	44.668	31.632	212.1	10:17:37.643								
17	2	1:40.744	24.183	44.830	31.731	222.2	10:19:18.387								
18	2	1:48.690	24.530	46.594	37.566	208.4	10:21:07.077								
19	2	1:52.549 P	25.054	46.399	41.096	203.3	10:22:59.626								







**Red Bull Ring**  
**International GT Open**  
**Qualifying - 2 Driver - 2**  
**Lap Analysis**

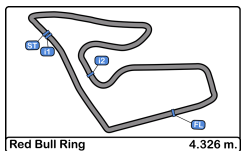


**54** Dexter Müller Mercedes AMG GT3 EVO **61** Ziad Ghandour Ferrari 296 GT3  
 PROAM Yannick Mettler CBRX by SPS AM AF Corse

Lap	D	Time	Sector 1	Sector 2	Sector 3	T. Spd	Elapsed	Lap	D	Time	Sector 1	Sector 2	Sector 3	T. Spd	Elapsed
1	2	9:19:49.394 P	9:18:06.363	51.853	51.178	158.1	9:19:49.394	1	2	9:31:20.298	9:29:52.623	52.329	35.346	159.2	9:31:20.298
2	2	8:47.987	7:15.293	51.704	40.990	157.8	9:28:37.381	2	2	1:50.610	27.463	48.230	34.917	184.6	9:33:10.908
3	2	1:43.170	24.906	45.675	32.589	222.6	9:30:20.551	3	2	1:48.544	25.372	49.017	34.155	209.7	9:34:59.452
4	2	1:52.608	24.497	47.266	40.845	225.9	9:32:13.159	4	2	1:47.416	25.584	46.707	35.125	213.4	9:36:46.868
5	2	1:42.921	24.844	45.994	32.083	224.0	9:33:56.080	5	2	1:45.291	25.053	47.228	33.010	213.4	9:38:32.159
6	2	1:41.638	24.513	44.945	32.180	225.9	9:35:37.718	6	2	2:40.131 P	34.878	1:05.948	59.305	111.9	9:41:12.290
7	2	1:48.436	24.651	48.536	35.249	223.1	9:37:26.154	7	2	6:41.349	5:11.695	52.591	37.063	145.7	9:47:53.639
8	2	2:00.574 P	24.609	44.445	51.520	224.5	9:39:26.728	8	2	1:52.164	26.446	49.562	36.156	176.1	9:49:45.803
9	2	8:39.773	7:06.646	52.135	40.992	185.8	9:48:06.501	9	2	2:48.734 P	27.957	1:14.640	1:06.137	155.6	9:52:34.537
10	2	2:07.855	27.376	59.336	41.143	177.9	9:50:14.356	10	2	22:02.456	20:38.408	49.577	34.471	178.8	10:14:36.993
11	2	2:58.915 P	29.851	1:24.898	1:04.166	104.9	9:53:13.271	11	2	1:56.784	26.195	50.377	40.212	183.6	10:16:33.777
12	2	21:46.896	20:23.537	46.093	37.266	205.3	10:15:00.167	12	2	1:50.011	27.660	49.202	33.149	161.6	10:18:23.788
13	2	1:41.295	24.723	44.547	32.025	222.6	10:16:41.462	13	2	1:45.154	25.286	46.654	33.214	184.9	10:20:08.942
14	2	1:49.051	24.627	46.459	37.965	223.1	10:18:30.513	14	2	1:52.977	25.592	50.232	37.153	204.1	10:22:01.919
15	2	1:40.522	24.496	44.214	31.812	219.5	10:20:11.035	15	2	2:07.502 P	28.069	56.218	43.215	137.9	10:24:09.421
16	2	1:47.218	25.298	47.501	34.419	203.3	10:21:58.253	<b>63</b> Rolf Ineichen Lamborghini Huracan GT3 EVO2							
17	2	1:40.717	24.558	44.543	31.616	221.7	10:23:38.970	PRO Leonardo Pulcini Oregon Team							
18	2	2:01.998 P	27.631	50.256	44.111	151.0	10:25:40.968	Lap D Time Sector 1 Sector 2 Sector 3 T. Spd Elapsed							

Lap	D	Time	Sector 1	Sector 2	Sector 3	T. Spd	Elapsed	Lap	D	Time	Sector 1	Sector 2	Sector 3	T. Spd	Elapsed
1	2	9:19:42.632 P	9:17:57.646	52.234	52.752	159.5	9:19:42.632	1	2	9:19:32.875 P	9:17:50.995	53.326	48.554	152.9	9:19:32.875
2	2	9:33.613	8:11.390	48.649	33.574	180.3	9:29:16.245	2	2	8:36.812	7:09.936	49.949	36.927	168.2	9:28:09.687
3	2	1:43.278	25.223	45.738	32.317	209.7	9:30:59.523	3	2	1:52.267 P	26.613	47.518	38.136	183.6	9:30:01.954
4	2	1:42.379	24.666	45.708	32.005	206.5	9:32:41.902	4	2	3:30.952	2:09.378	46.797	34.777	207.6	9:33:32.906
5	2	1:44.971	24.591	46.414	33.966	223.1	9:34:26.873	5	2	1:40.389	24.308	44.501	31.580	227.8	9:35:13.295
6	2	1:47.287	26.409	47.273	33.605	179.4	9:36:14.160	6	2	1:40.015	24.185	44.096	31.734	229.7	9:36:53.310
7	2	1:42.025	24.696	45.512	31.817	223.6	9:37:56.185	7	2	1:43.783	24.199	44.034	35.550	228.3	9:38:37.093
8	2	2:24.180 P	24.544	58.468	1:01.168	225.9	9:40:20.365	8	2	3:05.555 P	44.342	1:20.937	1:00.276	80.2	9:41:42.648
9	2	7:07.485	5:40.507	51.447	35.531	157.8	9:47:27.850	9	2	6:27.073	4:54.177	51.226	41.670	167.7	9:48:09.721
10	2	1:54.653	28.721	51.367	34.565	149.1	9:49:22.503	10	2	1:54.928	25.209	52.396	37.323	201.4	9:50:04.649
11	2	2:19.010 P	26.437	51.307	1:01.266	172.2	9:51:41.513	11	2	3:01.038 P	28.514	1:31.059	1:01.465	48.7	9:53:05.687
12	2	24:33.253	23:07.192	49.838	36.223	152.5	10:16:14.766	12	2	26:03.573	24:37.853	51.011	34.709	144.9	10:19:09.260
13	2	1:46.677	24.806	45.617	36.254	220.8	10:18:01.443	13	2	1:41.284	24.688	44.443	32.153	213.4	10:20:50.544
14	2	1:46.219	24.904	47.315	34.000	195.2	10:19:47.662	14	2	1:40.585	24.355	44.288	31.942	223.1	10:22:31.129
15	2	1:41.617	24.488	45.112	32.017	223.1	10:21:29.279	15	2	1:51.834 P	24.237	46.994	40.603	216.0	10:24:22.963
16	2	1:41.180	24.516	44.677	31.987	218.6	10:23:10.459	<b>65</b> Heiko Neumann Mercedes AMG GT3 EVO							
17	2	2:10.408 P	28.285	55.293	46.830	139.3	10:25:20.867	AM Timo Rumpfkeil Team Motopark							
Lap D Time Sector 1 Sector 2 Sector 3 T. Spd Elapsed															
1	1	9:25:07.399 P	9:17:35.692	55.483	6:36.224	131.3	9:25:07.399								
2	1	4:56.600	3:31.375	49.503	35.722	183.9	9:30:03.999								
3	1	1:46.767	25.864	46.504	34.399	220.4	9:31:50.766								
4	1	1:44.520	24.865	46.122	33.533	223.1	9:33:35.286								
5	1	1:46.908	24.931	47.476	34.501	223.1	9:35:22.194								
6	1	1:44.250	25.387	45.925	32.938	218.1	9:37:06.444								
7	1	1:43.719	24.786	46.146	32.787	224.0	9:38:50.163								
8	1	3:10.416 P	39.977	1:21.170	1:09.269	81.1	9:42:00.579								
9	1	6:33.887	5:00.726	54.383	38.778	186.2	9:48:34.466								
10	1	2:08.220 P	27.524	54.054	46.642	162.1	9:50:42.686								



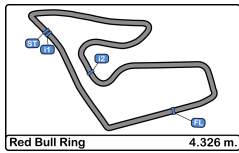


**Red Bull Ring**  
International GT Open  
Qualifying - 2 Driver - 2  
**Lap Analysis**



66							88									
Stewart Proctor			McLaren 720S GT3				Gino Forgione			Ferrari 296 GT3						
PROAM			Lewis Proctor				Greystone GT			PROAM			Michele Rugolo			
Lap	D	Time	Sector 1	Sector 2	Sector 3	T. Spd	Elapsed	Lap	D	Time	Sector 1	Sector 2	Sector 3	T. Spd	Elapsed	
1	1	9:21:40.664	P 9:19:15.876	1:21.592	1:03.196	122.7	9:21:40.664	1	1	9:21:47.922	P 9:19:22.682	1:19.225	1:06.015	125.8	9:21:47.922	
2	1	6:41.505	5:12.787	52.303	36.415	142.1	9:28:22.169	2	1	8:14.564	6:40.452	57.587	36.525	155.8	9:30:02.486	
3	1	1:52.228	26.967	49.616	35.645	183.6	9:30:14.397	3	1	1:57.831	29.330	52.382	36.119	175.0	9:32:00.317	
4	1	1:46.212	25.537	46.824	33.851	195.2	9:32:00.609	4	1	1:59.324	28.823	55.692	34.809	177.3	9:33:59.641	
5	1	1:44.295	25.158	46.237	<b>32.900</b>	211.7	9:33:44.904	5	1	<b>1:51.893</b>	26.352	<b>50.960</b>	34.581	188.1	9:35:51.534	
6	1	1:44.578	24.957	46.564	33.057	216.0	9:35:29.482	6	1	1:52.115	26.772	51.502	<b>33.841</b>	188.4	9:37:43.649	
7	1	<b>1:43.332</b>	<b>24.865</b>	<b>45.319</b>	33.148	214.2	9:37:12.814	7	1	2:21.436	P <b>26.000</b>	52.738	1:02.698	199.2	9:40:05.085	
8	1	1:55.125	P 25.007	46.978	43.140	210.9	9:39:07.939	8	1	7:53.348	6:18.201	55.586	39.561	160.0	9:47:58.433	
9	1	8:29.646	6:56.072	54.652	38.922	157.6	9:47:37.585	9	1	2:01.230	29.759	53.263	38.208	155.8	9:49:59.663	
10	1	1:57.541	28.415	52.556	36.570	155.6	9:49:35.126	10	1	2:57.226	P 30.975	1:21.197	1:05.054	131.8	9:52:56.889	
11	1	2:26.997	P 26.878	54.968	1:05.151	173.9	9:52:02.123									
69							95									
Michael Blanchemain			Mercedes AMG GT3 EVO				PROAM			Morten Strömsted						
PROAM			Vladislav Lomko				Scuderia Villorba Corse			Thomas Ikin			Team Motopark			
Lap	D	Time	Sector 1	Sector 2	Sector 3	T. Spd	Elapsed	Lap	D	Time	Sector 1	Sector 2	Sector 3	T. Spd	Elapsed	
1	1	9:20:30.421	P 9:18:38.477	58.928	53.016	134.1	9:20:30.421	1	2	9:18:58.574	9:17:35.888	49.016	33.670	166.9	9:18:58.574	
2	1	8:40.503	7:15.708	50.246	34.549	169.2	9:29:10.924	2	2	2:57.860	P 34.178	1:22.260	1:01.422	90.2	9:21:56.434	
3	1	1:45.511	25.445	46.917	33.149	210.5	9:30:56.435	3	2	6:12.778	4:48.363	48.462	35.953	176.1	9:28:09.212	
4	1	1:44.616	25.583	46.214	32.819	185.2	9:32:41.051	4	2	1:44.442	25.667	46.146	32.629	209.3	9:29:53.654	
5	1	1:42.994	24.867	<b>45.351</b>	32.776	216.8	9:34:24.045	5	2	<del>1:41.312</del>	25.003	44.711	31.598	221.3	9:31:34.966	
6	1	<b>1:42.568</b>	24.846	45.446	<b>32.276</b>	217.3	9:36:06.613	6	2	1:41.207	25.311	44.352	<b>31.544</b>	219.9	9:33:16.173	
7	1	1:43.404	<b>24.745</b>	45.808	32.851	216.8	9:37:50.017	7	2	1:42.117	24.790	45.194	32.133	224.5	9:34:58.290	
8	1	2:25.553	P 25.043	55.192	1:05.318	190.4	9:40:15.570	8	2	1:42.249	24.800	44.562	32.887	223.6	9:36:40.539	
9	1	7:10.898	5:37.517	52.142	41.239	149.3	9:47:26.468	9	2	<b>1:40.638</b>	24.660	<b>44.081</b>	31.897	225.4	9:38:21.177	
10	1	1:53.774	27.669	49.319	36.786	163.1	9:49:20.242	10	2	2:40.288	P 24.639	1:13.097	1:02.552	177.6	9:41:01.465	
11	1	2:15.242	P 27.303	49.563	58.376	179.1	9:51:35.484	11	2	6:36.257	P 4:59.110	56.572	40.575	113.9	9:47:37.722	
							12 2 3:19.453 P 1:48.631 49.806 41.016 158.1 9:50:57.175									
							13 2 25:23.327 23:57.199 48.717 37.411 175.3 10:16:20.502									
							14 2 1:45.433 26.157 46.500 32.776 184.9 10:18:05.935									
							15 2 1:43.276 24.930 45.679 32.667 221.3 10:19:49.211									
							16 2 1:42.633 24.860 45.451 32.322 218.6 10:21:31.844									
							17 2 1:47.190 P <b>24.627</b> 45.364 37.199 223.6 10:23:19.034									
79							96									
Johannes Zelger			Porsche 911 GT3 R (992)				PRO			Lukas Dunner						
PROAM			Fabio Babini				Tsunami RT			Lorenzo Fluxá			Team Motopark			
Lap	D	Time	Sector 1	Sector 2	Sector 3	T. Spd	Elapsed	Lap	D	Time	Sector 1	Sector 2	Sector 3	T. Spd	Elapsed	
1	2	9:21:25.129	P 9:19:00.765	1:20.955	1:03.409	164.6	9:21:25.129	1	2	9:19:04.176	9:17:35.260	52.207	36.709	158.5	9:19:04.176	
2	2	7:01.417	5:32.829	52.001	36.587	157.4	9:28:26.546	2	2	3:05.486	P 43.507	1:21.463	1:00.516	79.7	9:22:09.662	
3	2	1:46.410	25.707	46.612	34.091	202.2	9:30:12.956	3	2	5:56.362	4:30.382	50.193	35.787	174.7	9:28:06.024	
4	2	1:46.157	25.041	46.922	34.194	211.7	9:31:59.113	4	2	1:43.443	24.862	46.273	32.308	219.0	9:29:49.467	
5	2	1:42.875	25.021	45.610	<b>32.244</b>	219.0	9:33:41.988	5	2	1:42.099	24.663	45.306	<b>32.130</b>	223.6	9:31:31.566	
6	2	1:42.591	24.690	45.613	32.288	220.4	9:35:24.579	6	2	<b>1:41.255</b>	24.621	44.358	32.276	224.5	9:33:12.821	
7	2	1:42.326	24.879	45.132	32.315	225.4	9:37:06.905	7	2	1:56.301	<b>24.450</b>	44.488	47.363	225.4	9:35:09.122	
8	2	1:46.753	24.575	46.429	35.749	216.4	9:38:53.658	8	2	1:46.033	P 24.599	<b>44.336</b>	37.098	224.0	9:36:55.155	
9	2	3:15.887	P 54.087	1:21.263	1:00.537	79.1	9:42:09.545	9	2	4:01.569	P 1:42.844	1:18.413	1:00.312	179.1	9:40:56.724	
10	2	6:07.173	4:36.395	52.434	38.344	155.6	9:48:16.718	10	2	6:03.567	4:38.950	48.130	36.487	196.3	9:47:00.291	
11	2	1:53.508	26.620	49.054	37.834	184.6	9:50:10.226	11	2	1:48.741	26.145	48.206	34.390	185.5	9:48:49.032	
12	2	2:58.558	P 30.355	1:26.426	1:01.777	84.3	9:53:08.784	12	2	1:49.372	26.781	46.450	36.141	193.2	9:50:38.404	
13	2	21:08.852	19:43.937	50.073	34.842	166.6	10:14:17.636	13	2	3:16.630	P 53.967	1:22.181	1:00.482	79.6	9:53:55.034	
14	2	1:48.228	25.243	46.952	36.033	206.8	10:16:05.864	14	2	25:07.862	23:47.954	47.526	32.382	175.8	10:19:02.896	
15	2	1:42.914	24.779	45.818	32.317	219.5	10:17:48.778	15	2	1:42.608	24.706	45.473	32.429	223.1	10:20:45.504	
16	2	1:42.116	24.432	44.731	32.953	219.0	10:19:30.894	16	2	2:04.158	P 24.702	54.977	44.479	220.8	10:22:49.662	
17	2	<b>1:41.248</b>	<b>24.268</b>	<b>44.661</b>	32.319	222.2	10:21:12.142									
18	2	1:49.364	P 24.531	45.141	39.692	210.5	10:23:01.506									





**Red Bull Ring**  
**International GT Open**  
**Qualifying - 2 Driver - 2**  
**Lap Analysis**



**99** Florian Scholze Audi R8 LMS GT3 Evo II

PROAM Alex Arkin Aka Tresor Attempto Racing

Lap	D	Time	Sector 1	Sector 2	Sector 3	T. Spd	Elapsed
1	1	9:19:52.774 P	9:18:07.035	51.921	53.818	154.5	9:19:52.774
2	1	9:05.267	7:38.757	50.649	35.861	174.4	9:28:58.041
3	1	1:51.981	26.539	48.879	36.563	186.5	9:30:50.022
4	1	1:43.692	24.818	46.176	32.698	211.7	9:32:33.714
5	1	1:43.256	24.848	46.001	32.407	205.7	9:34:16.970
6	1	1:42.444	24.827	45.508	32.109	210.9	9:35:59.414
7	1	1:49.903	25.471	50.325	34.107	187.1	9:37:49.317
8	1	2:20.531 P	24.934	55.360	1:00.237	194.9	9:40:09.848
9	1	8:23.721	6:56.032	50.357	37.332	168.2	9:48:33.569
10	1	1:51.879	27.031	49.209	35.639	162.4	9:50:25.448
11	1	3:09.603 P	44.868	1:21.118	1:03.617	79.8	9:53:35.051
12	1	22:50.166	21:27.497	48.047	34.622	178.8	10:16:25.217
13	1	1:48.222	26.099	47.586	34.537	179.4	10:18:13.439
14	1	1:45.524	25.280	46.155	34.089	203.7	10:19:58.963
15	1	1:43.392	25.443	45.817	32.132	189.1	10:21:42.355
16	1	1:42.293	24.901	45.393	31.999	212.5	10:23:24.648
17	1	2:04.550 P	27.352	50.851	46.347	153.4	10:25:29.198

**777** Marcin Jedlinski Audi R8 LMS GT3 Evo II

PROAM Karol Basz Olimp Racing

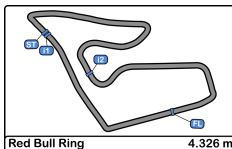
Lap	D	Time	Sector 1	Sector 2	Sector 3	T. Spd	Elapsed
1	1	9:28:07.332	9:26:37.182	53.054	37.096	158.8	9:28:07.332
2	1	1:51.385	26.311	49.700	35.374	201.4	9:29:58.717
3	1	1:45.406	25.527	46.947	32.932	218.1	9:31:44.123
4	1	1:43.349	25.194	45.441	32.714	225.9	9:33:27.472
5	1	1:42.947	24.668	45.256	33.023	225.4	9:35:10.419
6	1	1:42.669	25.146	45.199	32.324	204.9	9:36:53.088
7	1	6:09.627 P	25.923	45.439	4:58.265	204.5	9:43:02.715
8	1	5:08.658	3:32.887	54.022	41.749	151.0	9:48:11.373
9	1	1:54.250	27.312	49.630	37.308	160.9	9:50:05.623
10	1	2:56.240 P	29.929	1:17.239	1:09.072	77.8	9:53:01.863
11	1	26:51.037	25:23.896	52.519	34.622	170.8	10:19:52.900
12	1	1:44.130	25.159	46.103	32.868	211.3	10:21:37.030
13	1	1:43.464	25.117	45.635	32.712	219.9	10:23:20.494
14	1	2:06.323 P	27.143	49.342	49.838	170.3	10:25:26.817

**786** Kiki Sak Nana Mercedes AMG GT3 EVO

AM Adam Osieka GetSpeed

Lap	D	Time	Sector 1	Sector 2	Sector 3	T. Spd	Elapsed
1	2	9:19:00.777	9:17:33.239	51.154	36.384	157.2	9:19:00.777
2	2	2:58.375 P	39.130	1:18.521	1:00.724	99.0	9:21:59.152
3	2	6:20.556	4:40.149	52.567	47.840	146.5	9:28:19.708
4	2	1:46.552	25.874	47.117	33.561	197.0	9:30:06.260
5	2	2:23.737 P	27.037	47.708	1:08.992	175.3	9:32:29.997
6	2	3:53.749	2:27.435	50.590	35.724	154.9	9:36:23.746
7	2	1:44.635	25.400	46.465	32.770	215.5	9:38:08.381
8	2	2:36.175 P	25.191	1:07.116	1:03.868	221.7	9:40:44.556
9	2	6:13.380	4:47.978	49.590	35.812	183.0	9:46:57.936
10	2	2:04.253	28.042	55.051	41.160	164.8	9:49:02.189
11	2	2:21.201 P	26.702	54.914	59.585	178.2	9:51:23.390



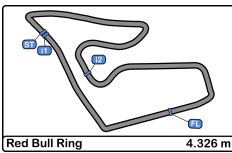


**Red Bull Ring**  
**International GT Open**  
**Qualifying - 2 Driver - 2**  
**Best Sectors Results**



Sector - 1		Sector - 2		Sector - 3		Ideal Lap vs Best Lap					
Clas	Nº Driver	Time	Nº Driver	Time	Nº Driver	Time	Clas	Nº Driver	Ideal Lap	Best Lap	Clas
1	11 Giacomo Altoè	24.006	11 Giacomo Altoè	43.634	11 Giacomo Altoè	31.310	1	11 Giacomo Altoè	1:38.950	1:39.246	1
2	12 Alex Fontana	24.039	1 Christopher Haase	43.825	19 Marzio Moretti	31.477	2	17 Marcos Siebert	1:39.462	1:39.771	2
3	27 Eddie Cheever	24.073	17 Marcos Siebert	43.830	17 Marcos Siebert	31.509	3	1 Christopher Haase	1:39.563	1:39.788	3
4	1 Christopher Haase	24.111	33 Dean Macdonald	43.892	51 Vincent Abril	31.535	4	14 Daan Arrow	1:39.663	1:40.113	8
5	14 Daan Arrow	24.117	27 Eddie Cheever	43.981	95 Thomas Ikin	31.544	5	33 Dean Macdonald	1:39.669	1:39.972	5
6	17 Marcos Siebert	24.123	51 Vincent Abril	43.987	14 Daan Arrow	31.545	6	27 Eddie Cheever	1:39.680	1:40.083	7
7	63 Leonardo Pulcini	24.185	14 Daan Arrow	44.001	33 Dean Macdonald	31.562	7	63 Leonardo Pulcini	1:39.799	1:40.015	6
8	19 Marzio Moretti	24.203	63 Leonardo Pulcini	44.034	24 Oliver Webb	31.575	8	51 Vincent Abril	1:39.801	1:39.852	4
9	33 Dean Macdonald	24.215	95 Thomas Ikin	44.081	63 Leonardo Pulcini	31.580	9	12 Alex Fontana	1:40.002	1:40.523	11
10	79 Fabio Babini	24.268	54 Yannick Mettler	44.214	9 Anthony Bartone	31.580	10	19 Marzio Moretti	1:40.148	1:40.192	9
11	51 Vincent Abril	24.279	12 Alex Fontana	44.230	54 Yannick Mettler	31.616	11	95 Thomas Ikin	1:40.252	1:40.638	12
12	15 Gustav Bergström	24.282	9 Anthony Bartone	44.290	27 Eddie Cheever	31.626	12	54 Yannick Mettler	1:40.326	1:40.522	10
13	24 Oliver Webb	24.395	96 Lorenzo Fluxá	44.336	1 Christopher Haase	31.627	13	9 Anthony Bartone	1:40.455	1:40.986	14
14	25 Giorgio Sernagiotto	24.445	20 Mikael Pitamber	44.396	12 Alex Fontana	31.733	14	24 Oliver Webb	1:40.852	1:40.866	13
15	96 Lorenzo Fluxá	24.450	19 Marzio Moretti	44.468	55 Jamie Stanley	31.817	15	96 Lorenzo Fluxá	1:40.916	1:41.255	18
16	55 Jamie Stanley	24.488	10 Alessio Deledda	44.511	25 Giorgio Sernagiotto	31.847	16	25 Giorgio Sernagiotto	1:40.932	1:41.174	15
17	54 Yannick Mettler	24.496	15 Gustav Bergström	44.531	99 Florian Scholze	31.999	17	55 Jamie Stanley	1:40.982	1:41.180	16
18	20 Mikael Pitamber	24.582	8 Giuseppe Cipriani	44.590	96 Lorenzo Fluxá	32.130	18	20 Mikael Pitamber	1:41.160	1:41.399	19
19	9 Anthony Bartone	24.585	25 Giorgio Sernagiotto	44.640	8 Giuseppe Cipriani	32.168	19	79 Fabio Babini	1:41.173	1:41.248	17
20	95 Thomas Ikin	24.627	79 Fabio Babini	44.661	20 Mikael Pitamber	32.182	20	15 Gustav Bergström	1:41.258	1:42.059	22
21	16 Marcelo Hahn	24.663	55 Jamie Stanley	44.677	6 Valentin Pierburg	32.189	21	10 Alessio Deledda	1:41.471	1:41.601	21
22	777 Marcin Jedlinski	24.668	24 Oliver Webb	44.882	79 Fabio Babini	32.244	22	8 Giuseppe Cipriani	1:41.503	1:41.510	20
23	10 Alessio Deledda	24.698	777 Marcin Jedlinski	45.199	10 Alessio Deledda	32.262	23	777 Marcin Jedlinski	1:42.191	1:42.669	25
24	8 Giuseppe Cipriani	24.745	7 Bashar Mardini	45.314	16 Marcelo Hahn	32.269	24	99 Florian Scholze	1:42.210	1:42.293	23
25	69 Michael Blanchemain	24.745	66 Stewart Proctor	45.319	69 Michael Blanchemain	32.276	25	16 Marcelo Hahn	1:42.256	1:42.840	26
26	65 Heiko Neumann	24.786	16 Marcelo Hahn	45.324	777 Marcin Jedlinski	32.324	26	69 Michael Blanchemain	1:42.372	1:42.568	24
27	99 Florian Scholze	24.818	69 Michael Blanchemain	45.351	15 Gustav Bergström	32.445	27	7 Bashar Mardini	1:42.724	1:42.935	27
28	7 Bashar Mardini	24.834	99 Florian Scholze	45.393	7 Bashar Mardini	32.576	28	66 Stewart Proctor	1:43.084	1:43.332	29
29	66 Stewart Proctor	24.865	6 Valentin Pierburg	45.898	786 Adam Osieka	32.770	29	6 Valentin Pierburg	1:43.105	1:43.105	28
30	6 Valentin Pierburg	25.018	65 Heiko Neumann	45.925	65 Heiko Neumann	32.787	30	65 Heiko Neumann	1:43.498	1:44.250	30
31	61 Ziad Ghandour	25.053	786 Adam Osieka	46.465	66 Stewart Proctor	32.900	31	786 Adam Osieka	1:44.426	1:44.635	31
32	786 Adam Osieka	25.191	61 Ziad Ghandour	46.654	61 Ziad Ghandour	33.010	32	61 Ziad Ghandour	1:44.717	1:45.154	32
33	88 Gino Forgione	26.000	5 Stanislaw Jedlinski	50.623	88 Gino Forgione	33.841	33	88 Gino Forgione	1:50.801	1:51.893	33
34	5 Stanislaw Jedlinski	27.103	88 Gino Forgione	50.960	5 Stanislaw Jedlinski	37.020	34	5 Stanislaw Jedlinski	1:54.746	1:54.996	34



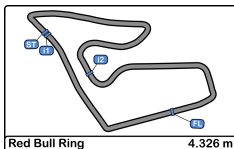


**Red Bull Ring**  
**International GT Open**  
**Qualifying - 2 Driver - 2**  
**Best 5 Lap Times**



Cl	N°	Entrant/Team	Nat	Driver 1	Nat	Driver 2	Nat	Vehicle	Cat	Cl	Best 1		Best 2		Best 3		Best 4		Best 5	
											Time	Lap	Time	Lap	Time	Lap	Time	Lap	Time	Lap
1	11	racing one	GER	Ernst Kirchmayr	AUT	<u>Giacomo Altoè</u>	ITA	Ferrari 296 GT3	PROAM	1	1:39.246	7	1:39.422	5	1:39.654	10	1:39.701	11	1:39.987	3
2	17	Team Motopark	DEU	Diego Menchaca	MEX	<u>Marcos Siebert</u>	ARG	Mercedes AMG GT3 EVO	PRO	1	1:39.771	14	1:39.830	7	1:40.050	15	1:40.420	6	1:40.529	4
3	1	Eastalent Racing	AUT	Simon Reicher	AUT	<u>Christopher Haase</u>	DEU	Audi R8 LMS GT3 Evo II	PRO	2	1:39.788	7	1:40.061	6	1:40.323	14	1:40.733	5	1:41.331	3
4	51	Spirit of Race	CHE	Nicola Marinangeli	ITA	<u>Vincent Abril</u>	FRA	Ferrari 296 GT3	PRO	3	1:39.852	14	1:40.175	5	1:40.578	12	1:41.563	4	1:44.040	3
5	33	Greystone GT	GBR	<u>Dean Macdonald</u>	GBR	James Kell	GBR	McLaren 720s GT3 Evo	PRO	4	1:39.972	18	1:40.094	19	1:40.321	17	1:40.809	16	1:40.881	8
6	63	Oregon Team	ITA	Rolf Ineichen	CHE	<u>Leonardo Pulcini</u>	ITA	Lamborghini Huracan GT3 EVO2	PRO	5	1:40.015	6	1:40.389	5	1:40.585	14	1:41.284	13	1:43.783	7
7	27	Spirit of Race	CHE	Marco Pulcini	MCO	<u>Eddie Cheever</u>	ITA	Ferrari 296 GT3	PROAM	2	1:40.083	8	1:40.332	9	1:40.744	17	1:41.034	16	1:41.116	6
8	14	Good Speed Racing Team	POL	Piotr Wira	POL	<u>Daan Arrow</u>	NLD	Mercedes AMG GT3 EVO	PROAM	3	1:40.113	6	1:40.286	5	1:41.951	3	1:46.120	15	1:47.453	13
9	19	Oregon Team	ITA	<u>Marzio Moretti</u>	ITA	Artëm Petrov	ISR	Lamborghini Huracan GT3 EVO2	PRO	6	1:40.192	14	1:40.628	13	1:42.896	12	1:43.851	11	1:44.971	4
10	54	CBRX by SPS	DEU	Dexter Müller	CHE	<u>Yannick Mettler</u>	CHE	Mercedes AMG GT3 EVO	PROAM	4	1:40.522	15	1:40.717	17	1:41.295	13	1:41.638	6	1:42.921	5
11	12	Car Collection Motorsport	DEU	Hash	USA	<u>Alex Fontana</u>	CHE	Porsche 911 GT3 R (992)	PROAM	5	1:40.523	8	1:40.868	17	1:41.545	6	1:42.446	14	1:44.076	5
12	95	Team Motopark	DEU	Morten Strömsted	DNK	<u>Thomas Ikin</u>	GBR	Mercedes AMG GT3 EVO	PROAM	6	1:40.638	9	1:41.207	6	1:42.117	7	1:42.249	8	1:42.633	16
13	24	Greystone GT	GBR	Andrey Borodin	MDA	<u>Oliver Webb</u>	GBR	McLaren 720s GT3 Evo	PROAM	7	1:40.866	6	1:41.547	17	1:42.185	16	1:43.271	3	1:44.598	7
14	9	GetSpeed	DEU	<u>Anthony Bartone</u>	USA	Fabian Schiller	DEU	Mercedes AMG GT3 EVO	PRO	7	1:40.986	8	1:41.276	7	1:41.304	6	1:42.283	5	1:43.900	4
15	25	AF Corse	ITA	Alessandro Cozzi	MCO	<u>Giorgio Sernagiotto</u>	ITA	Ferrari 296 GT3	PROAM	8	1:41.174	8	1:41.425	16	1:41.582	7	1:42.499	15	1:42.812	17
16	55	AF Corse	ITA	Laurent De Meeus	BEL	<u>Jamie Stanley</u>	GBR	Ferrari 296 GT3	PROAM	9	1:41.180	16	1:41.617	15	1:42.025	7	1:42.379	4	1:43.278	3
17	79	Tsunami RT	SMR	Johannes Zelger	ITA	<u>Fabio Babini</u>	ITA	Porsche 911 GT3 R (992)	PROAM	10	1:41.248	17	1:42.116	16	1:42.326	7	1:42.591	6	1:42.875	5
18	96	Team Motopark	DEU	Lukas Dunner	AUT	<u>Lorenzo Fluxá</u>	ESP	Mercedes AMG GT3 EVO	PRO	8	1:41.255	6	1:42.099	5	1:42.608	15	1:43.443	4	1:46.033	8
19	20	SPS Automotive Performance	DEU	Dominik Baumann	AUT	<u>Mikael Pitamber</u>	ZAF	Mercedes AMG GT3 EVO	PRO	9	1:41.399	6	1:41.526	7	1:41.698	13	1:41.922	16	1:42.341	4
20	8	Il Barone Rampante	ITA	Giuseppe Cipriani	ITA			Lamborghini Huracan GT3 EVO	AM	1	1:41.510	7	1:43.561	5	1:46.263	6	1:46.396	4	1:49.499	3
21	10	Oregon Team	ITA	<u>Alessio Deledda</u>	ITA	Jordan Pepper	ZAF	Lamborghini Huracan GT3 EVO2	PRO	10	1:41.601	15	1:43.068	13	1:43.860	3	1:44.177	11	1:46.936	12
22	15	Car Collection Motorsport	DEU	<u>Gustav Bergström</u>	SWE	Nico Menzel	DEU	Porsche 911 GT3 R (992)	PRO	11	1:42.059	5	1:42.560	4	1:42.705	15	1:43.737	13	1:44.721	3
23	99	Tresor Attempto Racing	DEU	<u>Florian Scholze</u>	DEU	Alex Arkin Aka	DEU	Audi R8 LMS GT3 Evo II	PROAM	11	1:42.293	16	1:42.444	6	1:43.256	5	1:43.392	15	1:43.692	4
24	69	Scuderia Villorba Corse	ITA	<u>Michael Blanchemain</u>	FRA	Vladislav Lomko	MDA	Mercedes AMG GT3 EVO	PROAM	12	1:42.568	6	1:42.994	5	1:43.404	7	1:44.616	4	1:45.511	3
25	777	Olimp Racing	POL	<u>Marcin Jedlinski</u>	POL	Karol Basz	POL	Audi R8 LMS GT3 Evo II	PROAM	13	1:42.669	6	1:42.947	5	1:43.349	4	1:43.464	13	1:44.130	12
26	16	AF Corse	ITA	<u>Marcelo Hahn</u>	BRA	Allam Khodair	BRA	Ferrari 296 GT3	PROAM	14	1:42.840	14	1:42.935	5	1:42.981	6	1:43.672	13	1:44.109	4
27	7	Car Collection Motorsport	DEU	<u>Bashar Mardini</u>	CAN	Tijmen van der Helm	NLD	Porsche 911 GT3 R (992)	PROAM	15	1:42.935	7	1:43.602	6	1:44.128	16	1:45.500	4	1:46.225	5
28	6	GetSpeed	DEU	<u>Valentin Pierburg</u>	DEU	Aaron Walker	GBR	Mercedes AMG GT3 EVO	PROAM	16	1:43.105	7	1:45.186	6	1:45.956	5	1:46.963	3	1:55.348	4
29	66	Greystone GT	GBR	<u>Stewart Proctor</u>	GBR	Lewis Proctor	GBR	McLaren 720S GT3	PROAM	17	1:43.332	7	1:44.295	5	1:44.578	6	1:46.212	4	1:52.228	3
30	65	Team Motopark	DEU	<u>Heiko Neumann</u>	DEU	Timo Rumpfkeil	DEU	Mercedes AMG GT3 EVO	AM	2	1:44.250	6	1:44.520	4	1:46.767	3	1:46.908	5	4:56.600	2
31	786	GetSpeed	DEU	Kiki Sak Nana	ITA	<u>Adam Osieka</u>	DEU	Mercedes AMG GT3 EVO	AM	3	1:44.635	7	1:46.552	4	2:04.253	10	2:23.737	5	3:53.749	6
32	61	AF Corse	ITA	Ziad Ghandour	USA			Ferrari 296 GT3	AM	4	1:45.154	13	1:45.291	5	1:47.416	4	1:48.544	3	1:50.011	12
33	88	Spirit of Race	CHE	<u>Gino Forgione</u>	CHE	Michele Rugolo	ITA	Ferrari 296 GT3	PROAM	18	1:51.893	5	1:52.115	6	1:57.831	3	1:59.324	4	2:01.230	9
34	5	Olimp Racing	POL	<u>Stanislaw Jedlinski</u>	POL	Krystian Korzeniowski	POL	Ferrari 296 GT3	AM	5	1:54.996	5	1:57.339	6	2:01.635	4	2:02.403	3	7:19.440	9



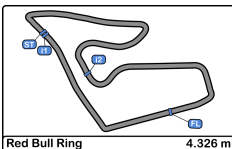


**Red Bull Ring**  
**International GT Open**  
**Qualifying - 2 Driver - 2**  
**Best 5 Top Speeds**



Cl	N°	Entrant/Team	Nat	Driver 1	Nat	Driver 2	Nat	Vehicle	Cat	Cl	Top 1		Top 2		Top 3		Top 4		Top 5		Avg
											Km/h	Lap	Km/h	Lap	Km/h	Lap	Km/h	Lap	Km/h	Lap	
1	33	Greystone GT	GBR	<b>Dean Macdonald</b>	GBR	James Kell	GBR	McLaren 720s GT3 Evo	PRO	1	229.7	18	229.2	19	228.3	5	228.3	7	228.3	8	228.8
2	63	Oregon Team	ITA	Rolf Ineichen	CHE	<b>Leonardo Pulcini</b>	ITA	Lamborghini Huracan GT3 EVO2	PRO	2	229.7	6	228.3	7	227.8	5	223.1	14	216.0	15	225.0
3	1	Eastalent Racing	AUT	Simon Reicher	AUT	<b>Christopher Haase</b>	DEU	Audi R8 LMS GT3 Evo II	PRO	3	229.2	7	229.2	16	228.8	8	227.3	4	227.3	5	228.4
4	11	racing one	DEU	Ernst Kirchmayr	AUT	<b>Giacomo Altoè</b>	ITA	Ferrari 296 GT3	PROAM	1	228.8	5	228.8	7	227.8	4	226.4	10	221.3	3	226.6
5	24	Greystone GT	GBR	Andy Borodin	USA	<b>Oliver Webb</b>	GBR	McLaren 720s GT3 Evo	PROAM	2	228.8	6	228.3	17	226.8	16	224.5	3	222.6	15	226.2
6	12	Car Collection Motorsport	DEU	Hash	USA	<b>Alex Fontana</b>	CHE	Porsche 911 GT3 R (992)	PROAM	3	228.3	6	227.8	8	226.8	9	225.4	17	225.0	14	226.7
7	17	Team Motopark	DEU	Diego Menchaca	MEX	<b>Marcos Siebert</b>	ARG	Mercedes AMG GT3 EVO	PRO	4	227.3	4	227.3	15	226.8	8	226.4	3	226.4	14	226.8
8	25	AF Corse	ITA	Alessandro Cozzi	MCO	<b>Giorgio Sernagiotto</b>	ITA	Ferrari 296 GT3	PROAM	4	226.8	8	225.0	9	222.6	7	221.7	16	211.7	6	221.6
9	7	Car Collection Motorsport	DEU	<b>Bashar Mardini</b>	CAN	Tijmen van der Helm	NLD	Porsche 911 GT3 R (992)	PROAM	5	226.4	8	225.4	7	216.8	5	212.1	4	201.8	6	216.5
10	15	Car Collection Motorsport	DEU	<b>Gustav Bergström</b>	SWE	Nico Menzel	DEU	Porsche 911 GT3 R (992)	PRO	5	226.4	5	225.9	7	224.0	15	223.1	4	223.1	13	224.5
11	54	CBRX by SPS	DEU	Dexter Müller	CHE	<b>Yannick Mettler</b>	CHE	Mercedes AMG GT3 EVO	PROAM	6	225.9	4	225.9	6	224.5	8	224.0	5	223.1	7	224.7
12	55	AF Corse	ITA	Laurent De Meeus	BEL	<b>Jamie Stanley</b>	GBR	Ferrari 296 GT3	PROAM	7	225.9	8	223.6	7	223.1	5	223.1	15	220.8	13	223.3
13	777	Olimp Racing	POL	<b>Marcin Jedlinski</b>	POL	Karol Basz	POL	Audi R8 LMS GT3 Evo II	PROAM	8	225.9	4	225.4	5	219.9	13	218.1	3	211.3	12	220.1
14	27	Spirit of Race	CHE	Marco Pulcini	MDA	<b>Eddie Cheever</b>	ITA	Ferrari 296 GT3	PROAM	9	225.4	8	223.6	9	222.2	17	213.0	6	212.1	16	219.2
15	79	Tsunami RT	SMR	Johannes Zelger	ITA	<b>Fabio Babini</b>	ITA	Porsche 911 GT3 R (992)	PROAM	10	225.4	7	222.2	17	220.4	6	219.5	15	219.0	5	221.3
16	95	Team Motopark	DEU	Morten Strömsted	DNK	<b>Thomas Ikin</b>	GBR	Mercedes AMG GT3 EVO	PROAM	11	225.4	9	224.5	7	223.6	8	223.6	17	221.3	5	223.7
17	96	Team Motopark	DEU	Lukas Dunner	ESP	<b>Lorenzo Fluxá</b>	ESP	Mercedes AMG GT3 EVO	PRO	6	225.4	7	224.5	6	224.0	8	223.6	5	223.1	15	224.1
18	8	Il Barone Rampante	ITA	Giuseppe Cipriani	ITA		ITA	Lamborghini Huracan GT3 EVO	AM	1	225.0	8	223.6	7	210.9	5	209.3	13	204.5	6	214.6
19	14	Good Speed Racing Team	POL	Piotr Wira	POL	<b>Daan Arrow</b>	NLD	Mercedes AMG GT3 EVO	PROAM	12	224.5	6	223.6	4	223.6	14	223.1	5	222.6	15	223.5
20	9	GetSpeed	DEU	<b>Anthony Bartone</b>	USA	Fabian Schiller	DEU	Mercedes AMG GT3 EVO	PRO	7	224.0	6	223.6	5	223.6	8	223.1	7	223.1	9	223.5
21	51	Spirit of Race	CHE	Nicola Marinangeli	ITA	<b>Vincent Abril</b>	PRA	Ferrari 296 GT3	PRO	8	224.0	5	220.8	6	219.0	4	216.4	12	216.4	14	219.3
22	65	Team Motopark	DEU	<b>Heiko Neumann</b>	DEU	Timo Rumpfkeil	DEU	Mercedes AMG GT3 EVO	AM	2	224.0	7	223.1	4	223.1	5	220.4	3	218.1	6	221.7
23	16	AF Corse	ITA	<b>Marcelo Hahn</b>	BRA	Allam Khodair	BRA	Ferrari 296 GT3	PROAM	13	223.6	6	221.3	5	217.7	4	208.8	13	206.5	8	215.6
24	20	SPS Automotive Performance	DEU	Dominik Baumann	AUT	<b>Mikael Pitamber</b>	ZAF	Mercedes AMG GT3 EVO	PRO	9	223.6	3	222.2	4	222.2	6	221.7	7	219.0	14	221.7
25	19	Oregon Team	ITA	<b>Marzio Moretti</b>	ITA	Artëm Petrov	ISR	Lamborghini Huracan GT3 EVO2	PRO	10	223.1	14	221.3	7	211.3	4	210.9	13	207.2	11	214.8
26	786	GetSpeed	DEU	Kiki Sak Nana	THA	<b>Adam Osieka</b>	DEU	Mercedes AMG GT3 EVO	AM	3	221.7	8	215.5	7	197.0	4	183.0	9	178.2	11	199.1
27	10	Oregon Team	ITA	<b>Alessio Deledda</b>	ITA	Jordan Pepper	ZAF	Lamborghini Huracan GT3 EVO2	PRO	11	220.8	6	218.1	4	210.5	5	208.8	15	206.5	3	212.9
28	6	GetSpeed	DEU	<b>Valentin Pierburg</b>	DEU	Aaron Walker	GBR	Mercedes AMG GT3 EVO	PROAM	14	218.6	7	203.3	6	201.8	8	191.1	3	183.9	5	199.8
29	69	Scuderia Villorba Corse	ITA	<b>Michael Blanchemain</b>	FRA	Vladislav Lomko	NLD	Mercedes AMG GT3 EVO	PROAM	15	217.3	6	216.8	5	216.8	7	210.5	3	190.4	8	210.4
30	66	Greystone GT	GBR	<b>Stewart Proctor</b>	GBR	Lewis Proctor	GBR	McLaren 720S GT3	PROAM	16	216.0	6	214.2	7	211.7	5	210.9	8	195.2	4	209.6
31	61	AF Corse	ITA	Ziad Ghandour	USA		ITA	Ferrari 296 GT3	AM	4	213.4	4	213.4	5	209.7	3	204.1	14	184.9	13	205.1
32	99	Tresor Attempto Racing	DEU	<b>Florian Scholze</b>	DEU	Alex Arkin Aka	DEU	Audi R8 LMS GT3 Evo II	PROAM	17	212.5	16	211.7	4	210.9	6	205.7	5	203.7	14	208.9
33	88	Spirit of Race	CHE	<b>Gino Forgione</b>	CHE	Michele Rugolo	ITA	Ferrari 296 GT3	PROAM	18	199.2	7	188.4	6	188.1	5	177.3	4	175.0	3	185.6
34	5	Olimp Racing	POL	<b>Stanislaw Jedlinski</b>	POL	Krystian Korzeniowski	POL	Ferrari 296 GT3	AM	5	191.4	5	190.1	7	184.3	6	177.9	10	166.1	4	182.0





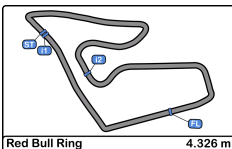
**Red Bull Ring**  
**International GT Open**  
**Qualifying - 2 Driver - 2**  
**Fastest Laps Sequence**

Red Bull Ring 4.326 m.



Lap	Time of Day	Session Time	Nº Entrant/Team	Nat	Driver 1	Nat	Driver 2	Nat	Vehicle	Cat	Time	Km/h
2	9:28:00.362	11:00.362	17 Team Motopark		Diego Menchaca		<b>Marcos Siebert</b>		Mercedes AMG GT3 EVO	PRO	<b>8:44.246</b>	29.7
3	9:28:01.713	11:01.713	9 GetSpeed		<b>Anthony Bartone</b>		Fabian Schiller		Mercedes AMG GT3 EVO	PRO	<b>5:28.960</b>	47.3
3	9:29:41.526	12:41.526	17 Team Motopark		Diego Menchaca		<b>Marcos Siebert</b>		Mercedes AMG GT3 EVO	PRO	<b>1:41.164</b>	153.9
3	9:31:07.872	14:07.872	11 racing one		Ernst Kirchmayr		<b>Giacomo Altoè</b>		Ferrari 296 GT3	PROAM	<b>1:39.987</b>	155.7
5	9:34:27.301	17:27.301	11 racing one		Ernst Kirchmayr		<b>Giacomo Altoè</b>		Ferrari 296 GT3	PROAM	<b>1:39.422</b>	156.6
7	9:37:50.616	20:50.616	11 racing one		Ernst Kirchmayr		<b>Giacomo Altoè</b>		Ferrari 296 GT3	PROAM	<b>1:39.246</b>	156.9





**Red Bull Ring**  
**International GT Open**  
**Qualifying - 2 Driver - 2**

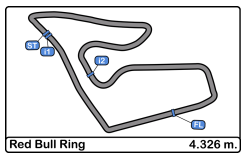


**Event Best Maximum Speed**

N°	Entrant/Team	Nat	Driver 1	Nat	Driver 2	Nat	Vehicle	Cat	Km/h	Session
63	Oregon Team	ITA	Rolf Ineichen	CHE	Leonardo Pulcini	ITA	Lamborghini Huracan GT3 EVO2	PRO	242.6	Qualifying - 1 Driver - 1
10	Oregon Team	ITA	Alessio Deledda	ITA	Jordan Pepper	ZAF	Lamborghini Huracan GT3 EVO2	PRO	242.6	Race - 1
11	racing one	DEU	Ernst Kirchmayr	AUT	Giacomo Altoè	ITA	Ferrari 296 GT3	PROAM	242.6	Race - 1
33	Greystone GT	GBR	Dean Macdonald	GBR	James Kell	GBR	McLaren 720s GT3 Evo	PRO	242.6	Race - 1
79	Tsunami RT	SMR	Johannes Zelger	ITA	Fabio Babini	ITA	Porsche 911 GT3 R (992)	PROAM	242.1	Race - 1
8	Il Barone Rampante	ITA	Giuseppe Cipriani	ITA			Lamborghini Huracan GT3 EVO	AM	241.6	Qualifying - 1 Driver - 1
99	Tresor Attempto Racing	DEU	Florian Scholze	DEU	Alex Arkin Aka	DEU	Audi R8 LMS GT3 Evo II	PROAM	241.6	Race - 1
19	Oregon Team	ITA	Marzio Moretti	ITA	Artëm Petrov	ISR	Lamborghini Huracan GT3 EVO2	PRO	241.6	Race - 1
1	Eastalent Racing	AUT	Simon Reicher	AUT	Christopher Haase	DEU	Audi R8 LMS GT3 Evo II	PRO	241.6	Race - 1
7	Car Collection Motorsport	DEU	Bashar Mardini	CAN	Tijmen van der Helm	NLD	Porsche 911 GT3 R (992)	PROAM	241.6	Race - 1
777	Olimp Racing	POL	Marcin Jedlinski	POL	Karol Basz	POL	Audi R8 LMS GT3 Evo II	PROAM	241.0	Qualifying - 1 Driver - 1
12	Car Collection Motorsport	DEU	Hash	USA	Alex Fontana	CHE	Porsche 911 GT3 R (992)	PROAM	241.0	Race - 1
24	Greystone GT	GBR	Andrey Borodin	IND	Oliver Webb	GBR	McLaren 720s GT3 Evo	PROAM	240.5	Qualifying - 1 Driver - 1
15	Car Collection Motorsport	DEU	Gustav Bergström	SWE	Nico Menzel	DEU	Porsche 911 GT3 R (992)	PRO	240.5	Race - 1
66	Greystone GT	GBR	Stewart Proctor	GBR	Lewis Proctor	GBR	McLaren 720S GT3	PROAM	240.5	Race - 1
27	Spirit of Race	CHE	Marco Pulcini	MCO	Eddie Cheever	ITA	Ferrari 296 GT3	PROAM	240.5	Race - 1
6	GetSpeed	DEU	Valentin Pierburg	DEU	Aaron Walker	GBR	Mercedes AMG GT3 EVO	PROAM	240.5	Race - 1
9	GetSpeed	DEU	Anthony Bartone	USA	Fabian Schiller	DEU	Mercedes AMG GT3 EVO	PRO	240.0	Qualifying - 1 Driver - 1
17	Team Motopark	DEU	Diego Menchaca	MEX	Marcos Siebert	ARG	Mercedes AMG GT3 EVO	PRO	240.0	Race - 1
786	GetSpeed	DEU	Kiki Sak Nana	THA	Adam Osieka	DEU	Mercedes AMG GT3 EVO	AM	239.4	Qualifying - 1 Driver - 1
88	Spirit of Race	CHE	Gino Forgione	CHE	Michele Rugolo	ITA	Ferrari 296 GT3	PROAM	239.4	Race - 1
14	Good Speed Racing Team	POL	Piotr Wira	POL	Daan Arrow	NLD	Mercedes AMG GT3 EVO	PROAM	239.4	Race - 1
25	AF Corse	ITA	Alessandro Cozzi	MCO	Giorgio Sernagiotto	ITA	Ferrari 296 GT3	PROAM	238.9	Free practice - 2
16	AF Corse	ITA	Marcelo Hahn	BRA	Allam Khodair	BRA	Ferrari 296 GT3	PROAM	238.4	Qualifying - 1 Driver - 1
75	ISR Racing	CZE	Filip Salaquarda	CZE	Libor Milota	CZE	Audi R8 LMS GT3 Evo II	PROAM	238.4	Race - 1
95	Team Motopark	DEU	Morten Strömsted	DNK	Thomas Ikin	GBR	Mercedes AMG GT3 EVO	PROAM	238.4	Race - 1
51	Spirit of Race	CHE	Nicola Marinangeli	ITA	Vincent Abril	FRA	Ferrari 296 GT3	PRO	238.4	Race - 1
96	Team Motopark	DEU	Lukas Dunner	AUT	Lorenzo Fluxá	ESP	Mercedes AMG GT3 EVO	PRO	238.4	Race - 1
61	AF Corse	ITA	Ziad Ghandour	USA			Ferrari 296 GT3	AM	237.8	Free practice - 3
54	CBRX by SPS	DEU	Dexter Müller	CHE	Yannick Mettler	CHE	Mercedes AMG GT3 EVO	PROAM	237.8	Race - 1
5	Olimp Racing	POL	Stanislaw Jedlinski	POL	Krystian Korzeniowski	POL	Ferrari 296 GT3	AM	237.3	Qualifying - 1 Driver - 1
20	SPS Automotive Performance	DEU	Dominik Baumann	AUT	Mikael Pitamber	ZAF	Mercedes AMG GT3 EVO	PRO	236.8	Race - 1
55	AF Corse	ITA	Laurent De Meeus	BEL	Jamie Stanley	GBR	Ferrari 296 GT3	PROAM	236.3	Free practice - 3
65	Team Motopark	DEU	Heiko Neumann	AUT	Timo Rumpfkeil	DEU	Mercedes AMG GT3 EVO	AM	236.3	Qualifying - 1 Driver - 1
69	Scuderia Villorba Corse	ITA	Michael Blanchemain	FRA	Vladislav Lomko	IND	Mercedes AMG GT3 EVO	PROAM	234.7	Free practice - 2







**Red Bull Ring**  
**International GT Open**  
**Qualifying - 2 Driver - 2**  
**Pit Stop Analysis**



**1** Simon Reicher Audi R8 LMS GT3 Evo II

PRO Christopher Haase Eastalent Racing

N°	In Day Time	In Time	Out Time	Pit Time	T. Pit Time	Handicap	Diff.
1	9:21:24.093	9:21:24.093	9:27:47.579	6:23.486	6:23.486		
2	9:40:23.690	9:40:23.690	9:48:30.874	8:07.184	14:30.670		
3	9:53:15.765	9:53:15.765	10:12:08.999	18:53.234	33:23.904		

**5** Stanislaw Jedlinski Ferrari 296 GT3

AM Krystian Korzeniowski Olimp Racing

N°	In Day Time	In Time	Out Time	Pit Time	T. Pit Time	Handicap	Diff.
1	9:20:38.506	9:20:38.506	9:26:25.334	5:46.828	5:46.828		
2	9:41:50.220	9:41:50.220	9:47:12.282	5:22.062	11:08.890		

**6** Valentin Pierburg Mercedes AMG GT3 EVO

PROAM Aaron Walker GetSpeed

N°	In Day Time	In Time	Out Time	Pit Time	T. Pit Time	Handicap	Diff.
1	9:19:30.463	9:19:30.463	9:26:21.036	6:50.573	6:50.573		
2	9:39:18.557	9:39:18.557	9:45:14.012	5:55.455	12:46.028		
3	9:49:31.576	9:49:31.576	10:14:25.086	24:53.510	37:39.538		
4	10:16:33.837	10:16:33.837	10:17:49.425	1:15.588	38:55.126		

**7** Bashar Mardini Porsche 911 GT3 R (992)

PROAM Tijmen van der Helm Car Collection Motorsport

N°	In Day Time	In Time	Out Time	Pit Time	T. Pit Time	Handicap	Diff.
1	9:20:10.220	9:20:10.220	9:26:36.425	6:26.205	6:26.205		
2	9:39:30.785	9:39:30.785	9:45:30.339	5:59.554	12:25.759		
3	9:52:45.091	9:52:45.091	10:13:33.420	20:48.329	33:14.088		

**8** Giuseppe Cipriani Lamborghini Huracan GT3 EVO

AM Il Barone Rampante

N°	In Day Time	In Time	Out Time	Pit Time	T. Pit Time	Handicap	Diff.
1	9:19:52.207	9:19:52.207	9:26:39.539	6:47.332	6:47.332		
2	9:39:35.081	9:39:35.081	9:46:54.182	7:19.101	14:06.433		
3	9:51:00.543	9:51:00.543	10:16:30.737	25:30.194	39:36.627		

**9** Anthony Bartone Mercedes AMG GT3 EVO

PRO Fabian Schiller GetSpeed

N°	In Day Time	In Time	Out Time	Pit Time	T. Pit Time	Handicap	Diff.
1	9:22:27.979	9:22:27.979	9:26:06.650	3:38.671	3:38.671		
2	9:40:54.024	9:40:54.024	9:45:26.923	4:32.899	8:11.570		

**10** Alessio Deledda Lamborghini Huracan GT3 EVO2

PRO Jordan Pepper Oregon Team

N°	In Day Time	In Time	Out Time	Pit Time	T. Pit Time	Handicap	Diff.
1	9:21:37.155	9:21:37.155	9:27:31.127	5:53.972	5:53.972		
2	9:32:47.660	9:32:47.660	9:35:59.095	3:11.435	9:05.407		
3	9:40:00.331	9:40:00.331	9:45:16.132	5:15.801	14:21.208		
4	9:51:19.377	9:51:19.377	10:13:00.189	21:40.812	36:02.020		

**11** Ernst Kirchmayr Ferrari 296 GT3

PROAM Giacomo Altoè racing one

N°	In Day Time	In Time	Out Time	Pit Time	T. Pit Time	Handicap	Diff.
1	9:21:50.397	9:21:50.397	9:27:45.772	5:55.375	5:55.375		
2	9:40:13.309	9:40:13.309	10:17:53.921	37:40.612	43:35.987		

**12** Hash Porsche 911 GT3 R (992)

PROAM Alex Fontana Car Collection Motorsport

N°	In Day Time	In Time	Out Time	Pit Time	T. Pit Time	Handicap	Diff.
1	9:22:15.622	9:22:15.622	9:26:26.585	4:10.963	4:10.963		
2	9:41:46.418	9:41:46.418	9:46:38.039	4:51.621	9:02.584		
3	9:50:27.186	9:50:27.186	10:14:42.971	24:15.785	33:18.369		

**14** Piotr Wira Mercedes AMG GT3 EVO

PROAM Daan Arrow Good Speed Racing Team

N°	In Day Time	In Time	Out Time	Pit Time	T. Pit Time	Handicap	Diff.
1	9:21:14.862	9:21:14.862	9:26:19.466	5:04.604	5:04.604		
2	9:39:47.478	9:39:47.478	9:46:13.906	6:26.428	11:31.032		
3	9:53:26.783	9:53:26.783	10:14:21.710	20:54.927	32:25.959		

**15** Gustav Bergström Porsche 911 GT3 R (992)

PRO Nico Menzel Car Collection Motorsport

N°	In Day Time	In Time	Out Time	Pit Time	T. Pit Time	Handicap	Diff.
1	9:20:56.526	9:20:56.526	9:26:11.376	5:14.850	5:14.850		
2	9:36:46.551	9:36:46.551	9:38:01.323	1:14.772	6:29.622		
3	9:40:34.162	9:40:34.162	9:46:11.245	5:37.083	12:06.705		
4	9:53:01.638	9:53:01.638	10:15:11.668	22:10.030	34:16.735		

**16** Marcelo Hahn Ferrari 296 GT3

PROAM Allam Khodair AF Corse

N°	In Day Time	In Time	Out Time	Pit Time	T. Pit Time	Handicap	Diff.
1	9:19:39.653	9:19:39.653	9:26:56.584	7:16.931	7:16.931		
2	9:39:53.099	9:39:53.099	9:45:28.672	5:35.573	12:52.504		
3	9:51:52.173	9:51:52.173	10:17:38.911	25:46.738	38:39.242		

**17** Diego Menchaca Mercedes AMG GT3 EVO

PRO Marcos Siebert Team Motopark

N°	In Day Time	In Time	Out Time	Pit Time	T. Pit Time	Handicap	Diff.
1	9:19:10.122	9:19:10.122	9:26:09.021	6:58.899	6:58.899		
2	9:38:09.419	9:38:09.419	9:45:07.846	6:58.427	13:57.326		
3	9:50:29.450	9:50:29.450	10:15:31.799	25:02.349	38:59.675		

**19** Marzio Moretti Lamborghini Huracan GT3 EVO2

PRO Artëm Petrov Oregon Team

N°	In Day Time	In Time	Out Time	Pit Time	T. Pit Time	Handicap	Diff.
1	9:20:12.159	9:20:12.159	9:26:41.558	6:29.399	6:29.399		
2	9:34:04.828	9:34:04.828	9:35:51.968	1:47.140	8:16.539		
3	9:39:48.812	9:39:48.812	9:45:14.816	5:26.004	13:42.543		
4	9:49:02.274	9:49:02.274	10:14:17.023	25:14.749	38:57.292		

**20** Dominik Baumann Mercedes AMG GT3 EVO

PRO Mikael Pitamber SPS Automotive Performance

N°	In Day Time	In Time	Out Time	Pit Time	T. Pit Time	Handicap	Diff.
1	9:19:37.156	9:19:37.156	9:26:35.273	6:58.117	6:58.117		
2	9:39:16.963	9:39:16.963	9:45:58.841	6:41.878	13:39.995		
3	9:52:47.539	9:52:47.539	10:13:23.524	20:35.985	34:15.980		

**24** Andrey Borodin McLaren 720s GT3 Evo

PROAM Oliver Webb Greystone GT

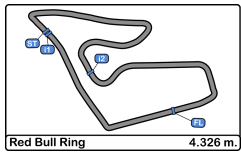
N°	In Day Time	In Time	Out Time	Pit Time	T. Pit Time	Handicap	Diff.
1	9:19:59.157	9:19:59.157	9:26:32.081	6:32.924	6:32.924		
2	9:39:14.828	9:39:14.828	9:45:47.087	6:32.259	13:05.183		
3	9:52:20.335	9:52:20.335	10:12:06.624	19:46.289	32:51.472		

**25** Alessandro Cozzi Ferrari 296 GT3

PROAM Giorgio Sernagiotto AF Corse

N°	In Day Time	In Time	Out Time	Pit Time	T. Pit Time	Handicap	Diff.
1	9:22:31.323	9:22:31.323	9:26:29.325	3:58.002	3:58.002		
2	9:42:06.382	9:42:06.382	9:45:16.772	3:10.390	7:08.392		
3	9:51:07.136	9:51:07.136	10:14:06.811	22:59.675	30:08.067		





**Red Bull Ring**  
**International GT Open**  
**Qualifying - 2 Driver - 2**  
**Pit Stop Analysis**



**27** Marco Pulcini Ferrari 296 GT3

PROAM		Eddie Cheever		Spirit of Race			
N°	In Day Time	In Time	Out Time	Pit Time	T. Pit Time	Handicap	Diff.
1	9:22:08.912	9:22:08.912	9:26:15.429	4:06.517	4:06.517		
2	9:40:55.244	9:40:55.244	9:45:12.016	4:16.772	8:23.289		
3	9:50:46.279	9:50:46.279	10:12:22.666	21:36.387	29:59.676		

**33** Dean Macdonald McLaren 720s GT3 Evo

PRO		James Kell		Greystone GT			
N°	In Day Time	In Time	Out Time	Pit Time	T. Pit Time	Handicap	Diff.
1	9:22:25.817	9:22:25.817	9:26:47.348	4:21.531	4:21.531		
2	9:38:58.216	9:38:58.216	9:45:11.379	6:13.163	10:34.694		
3	9:53:35.261	9:53:35.261	10:12:15.944	18:40.683	29:15.377		

**51** Nicola Marinangeli Ferrari 296 GT3

PRO		Vincent Abril		Spirit of Race			
N°	In Day Time	In Time	Out Time	Pit Time	T. Pit Time	Handicap	Diff.
1	9:19:26.907	9:19:26.907	9:26:16.701	6:49.794	6:49.794		
2	9:35:05.561	9:35:05.561	9:45:17.602	10:12.041	17:01.835		
3	9:51:14.091	9:51:14.091	10:13:07.711	21:53.620	38:55.455		

**54** Dexter Müller Mercedes AMG GT3 EVO

PROAM		Yannick Mettler		CBRX by SPS			
N°	In Day Time	In Time	Out Time	Pit Time	T. Pit Time	Handicap	Diff.
1	9:19:44.247	9:19:44.247	9:26:33.434	6:49.187	6:49.187		
2	9:39:22.075	9:39:22.075	9:46:04.535	6:42.460	13:31.647		
3	9:53:08.015	9:53:08.015	10:13:11.676	20:03.661	33:35.308		

**55** Laurent De Meeus Ferrari 296 GT3

PROAM		Jamie Stanley		AF Corse			
N°	In Day Time	In Time	Out Time	Pit Time	T. Pit Time	Handicap	Diff.
1	9:19:35.789	9:19:35.789	9:27:26.394	7:50.605	7:50.605		
2	9:40:15.785	9:40:15.785	9:45:23.575	5:07.790	12:58.395		
3	9:51:36.915	9:51:36.915	10:14:14.796	22:37.881	35:36.276		

**61** Ziad Ghandour Ferrari 296 GT3

AM				AF Corse			
N°	In Day Time	In Time	Out Time	Pit Time	T. Pit Time	Handicap	Diff.
1	9:41:07.511	9:41:07.511	9:45:55.740	4:48.229	4:48.229		
2	9:52:28.997	9:52:28.997	10:12:45.767	20:16.770	25:04.999		

**63** Rolf Ineichen Lamborghini Huracan GT3 EVO2

PRO		Leonardo Pulcini		Oregon Team			
N°	In Day Time	In Time	Out Time	Pit Time	T. Pit Time	Handicap	Diff.
1	9:19:28.121	9:19:28.121	9:26:14.522	6:46.401	6:46.401		
2	9:29:57.365	9:29:57.365	9:31:47.158	1:49.793	8:36.194		
3	9:41:38.052	9:41:38.052	9:46:08.951	4:30.899	13:07.093		
4	9:53:00.322	9:53:00.322	10:17:14.191	24:13.869	37:20.962		

**65** Heiko Neumann Mercedes AMG GT3 EVO

AM		Timo Rumpfkeil		Team Motopark			
N°	In Day Time	In Time	Out Time	Pit Time	T. Pit Time	Handicap	Diff.
1	9:25:01.679	9:25:01.679	9:28:12.296	3:10.617	3:10.617		
2	9:41:52.697	9:41:52.697	9:46:34.516	4:41.819	7:52.436		

**66** Stewart Proctor McLaren 720S GT3

PROAM		Lewis Proctor		Greystone GT			
N°	In Day Time	In Time	Out Time	Pit Time	T. Pit Time	Handicap	Diff.
1	9:21:35.539	9:21:35.539	9:26:22.260	4:46.721	4:46.721		
2	9:39:02.902	9:39:02.902	9:45:25.207	6:22.305	11:09.026		

**69** Michael Blanchemain Mercedes AMG GT3 EVO

PROAM		Vladislav Lomko		Scuderia Villorba Corse			
N°	In Day Time	In Time	Out Time	Pit Time	T. Pit Time	Handicap	Diff.
1	9:20:24.217	9:20:24.217	9:27:18.528	6:54.311	6:54.311		
2	9:40:09.582	9:40:09.582	9:45:19.540	5:09.958	12:04.269		

**79** Johannes Zelger Porsche 911 GT3 R (992)

PROAM		Fabio Babini		Tsunami RT			
N°	In Day Time	In Time	Out Time	Pit Time	T. Pit Time	Handicap	Diff.
1	9:21:19.331	9:21:19.331	9:26:28.060	5:08.729	5:08.729		
2	9:42:04.759	9:42:04.759	9:46:17.358	4:12.599	9:21.328		
3	9:53:04.032	9:53:04.032	10:12:25.474	19:21.442	28:42.770		

**88** Gino Forgione Ferrari 296 GT3

PROAM		Michele Rugolo		Spirit of Race			
N°	In Day Time	In Time	Out Time	Pit Time	T. Pit Time	Handicap	Diff.
1	9:21:42.134	9:21:42.134	9:27:59.558	6:17.424	6:17.424		
2	9:39:58.352	9:39:58.352	9:45:51.531	5:53.179	12:10.603		

**95** Morten Strömsted Mercedes AMG GT3 EVO

PROAM		Thomas Ikin		Team Motopark			
N°	In Day Time	In Time	Out Time	Pit Time	T. Pit Time	Handicap	Diff.
1	9:21:51.795	9:21:51.795	9:26:18.004	4:26.209	4:26.209		
2	9:40:56.642	9:40:56.642	9:45:18.465	4:21.823	8:48.032		
3	9:47:33.086	9:47:33.086	9:49:00.292	1:27.206	10:15.238		
4	9:50:52.407	9:50:52.407	10:14:25.832	23:33.425	33:48.663		

**96** Lukas Dunner Mercedes AMG GT3 EVO

PRO		Lorenzo Fluxá		Team Motopark			
N°	In Day Time	In Time	Out Time	Pit Time	T. Pit Time	Handicap	Diff.
1	9:22:05.030	9:22:05.030	9:26:13.069	4:08.039	4:08.039		
2	9:36:50.550	9:36:50.550	9:38:13.713	1:23.163	5:31.202		
3	9:40:52.100	9:40:52.100	9:45:09.536	4:17.436	9:48.638		
4	9:53:50.402	9:53:50.402	10:17:17.019	23:26.617	33:15.255		

**99** Florian Scholze Audi R8 LMS GT3 Evo II

PROAM		Alex Arkin Aka		Tresor Attempto Racing			
N°	In Day Time	In Time	Out Time	Pit Time	T. Pit Time	Handicap	Diff.
1	9:19:47.575	9:19:47.575	9:27:05.758	7:18.183	7:18.183		
2	9:40:05.223	9:40:05.223	9:46:39.170	6:33.947	13:52.130		
3	9:53:29.530	9:53:29.530	10:14:37.916	21:08.386	35:00.516		

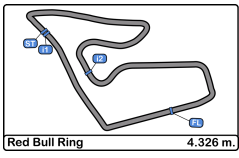
**777** Marcin Jedlinski Audi R8 LMS GT3 Evo II

PROAM		Karol Basz		Olimp Racing			
N°	In Day Time	In Time	Out Time	Pit Time	T. Pit Time	Handicap	Diff.
1	9:42:57.922	9:42:57.922	9:46:05.562	3:07.640	3:07.640		
2	9:52:54.613	9:52:54.613	10:17:57.700	25:03.087	28:10.727		

**786** Kiki Sak Nana Mercedes AMG GT3 EVO

AM		Adam Osieka		GetSpeed			
N°	In Day Time	In Time	Out Time	Pit Time	T. Pit Time	Handicap	Diff.
1	9:21:54.382	9:21:54.382	9:26:10.319	4:15.937	4:15.937		
2	9:32:25.372	9:32:25.372	9:34:29.420	2:04.048	6:19.985		
3	9:40:38.898	9:40:38.898	9:45:06.628	4:27.730	10:47.715		

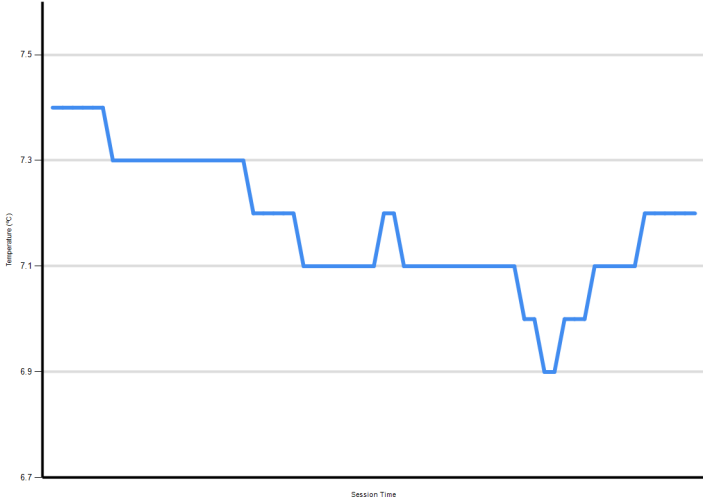




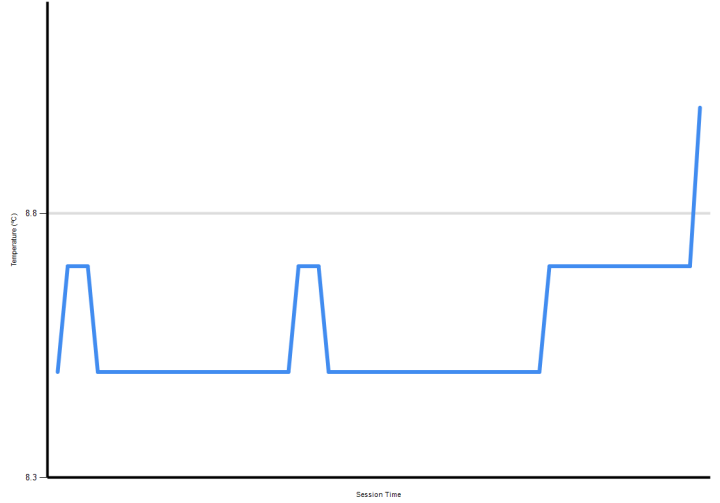
**Red Bull Ring**  
**International GT Open**  
**Qualifying - 2 Driver - 2**  
**Weather Report**



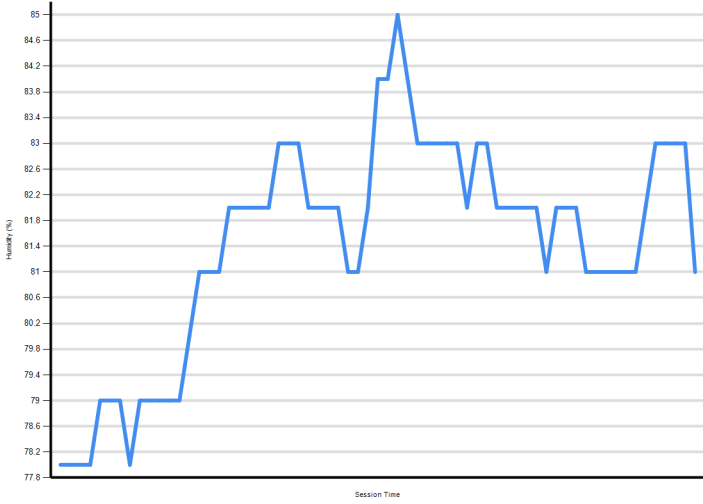
Air Temperature




Track Temperature



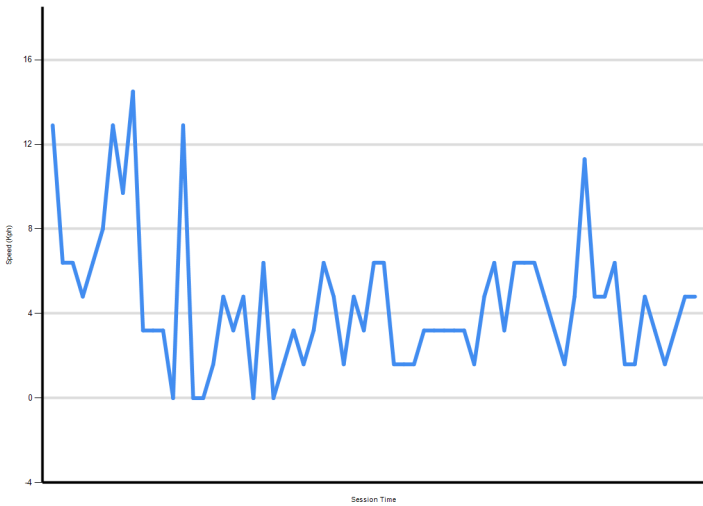
Humidity



Pressure



Wind Speed



Wind direction

